


Skill Builders for Young Learners

Early
Childhood

Alphabet & Phonics





Teacher Created Materials

“Created *by* Teachers *for* Teachers and Parents”

Instant Delivery • 24 Hours a Day

Thank you for purchasing the following e-book
—another quality product from **Teacher Created Materials**.

For more information or to purchase additional books and materials,
please visit our Web site at:

<http://www.teachercreated.com>

For further information about:

- Purchasing Site Licenses for Materials
- Our Products and Services

Please e-mail us at: custserv@teachercreated.com

To subscribe to our monthly newsletter—The TCM Update—
please visit:

<http://www.teachercreated/contact>

Editor

Kim Fields

Editorial Project Manager

Mara Ellen Guckian

Editor-in-Chief

Sharon Coan, M.S. Ed.

Illustrators

Alexandra Artigas

Kelly McMahon

Cover Artist

Barb Lorseyedi

Art Coordinator

Kevin Barnes

Imaging

James Edward Grace

Temo Parra

Rosa C. See

Product Manager

Phil Garcia

Publishers

Rachelle Cracchiolo, M.S. Ed.

Mary Dupuy Smith, M.S. Ed.



Skill Builders
for
Young Learners
Alphabet & Phonics

Early
Childhood



Author

Jennifer Kern, M.A.

Teacher Created Materials, Inc.

6421 Industry Way
Westminster, CA 92683
www.teachercreated.com

ISBN-0-7439-3687-6

©2002 *Teacher Created Materials, Inc.*

Made in U.S.A.

The classroom teacher may reproduce copies of materials in this book for classroom use only. The reproduction of any part for an entire school or school system is strictly prohibited. No part of this publication may be transmitted, stored, or recorded in any form without written permission from the publisher.



Table of Contents

Introduction	3
Language Arts Standards	4
Meeting Standards with This Book	5
Letter Sounds	6
Letters and Individual Letter Sounds	7
Matching Uppercase to Lowercase Letters	
Love Birds	64
Apple Match	65
Driving Match	66
Leaf Match	67
Play Ball!	68
Letter Reviews	
Letter Sound Matching	69
Listen for Sounds	73
Sound Match	79
Beginning Sounds	81
Rhyming Words	
Rhyme Review	84
Rhyme Time	85
Rhyming Sets	86
Sight Words	
Color Word Fun	87
I Can Read Sight Words	88
Colorful Garden	89
Positioning	
Eating Watermelon	90
Alphabetical Order	91
Penny's Picture	92
Spatial Concepts	
Happy Hats	93
Under	94
Above	95
Mark the X	96



Introduction

The activity sheets in this book can be used to provide written work for reinforcement of phonics concepts. The activities also serve as a measure to track students' progress in phonics and phonemic awareness.

Phonics is a method of teaching students how to read by learning the sounds that each letter and group of letters make. When the students understand these letter-sound relationships, successful reading can occur.

Phonemic awareness is the realization that words are composed of separate sounds and the ability to hear and manipulate those sounds.

This book introduces students to pre-kindergarten and kindergarten language arts standards in small increments. Each activity is designed to meet specific standards necessary for reading mastery.

At the beginning of the book, you will find several lessons for each letter that review that letter's shape and sound. The section following Letters and Individual Letter Sounds is composed of letter sound review activities practicing memory of the letter sounds with a variety of letters and sounds on each page. You will then find a section that reviews the essential skill of matching uppercase and lowercase letters. Next, you will find pages that review rhyming, sight words, positioning events and/or letters in correct order, and spatial concepts. These skills meet standards that are vital to understanding the language and breaking down phonetic codes when learning to read. The standards required for pre-kindergarten and kindergarten-aged children are listed on page 4.

In the book, *Skill Builders for Young Learners: Alphabet and Phonics*, each activity is designed to give the student enjoyable reinforcement of phonics and phonemic awareness. These activities are appropriate for review at school or at home.



a b c d e f g h i j k l m n o p q r s t u v w x y z



Language Arts Standards

Pre-Kindergarten and Kindergarten

Visual Discrimination/Perception

Student can discriminate between letters.

Letter Identification

Student can identify the letters in the alphabet.

Beginning Letter Sounds

Student is able to match initial consonants to the sounds that they make.

Student is able to match initial vowels to the sounds that they make.

Matching Uppercase to Lowercase Letters

Student can identify and match partner letters.

Letter Position

Student is aware of the order that letters occur in the alphabet.

Rhyming

Student can identify words that rhyme.

Sight Words

Student is able to recognize common sight words.

Spatial Concepts

Student can identify positions such as *on*, *beside*, *behind*, *in*, *outside*, *above*, *below*, and *between*.



Meeting Standards with This Book

Visual Discrimination/Perception

pages 7, 10, 12, 14, 16, 19, 21, 23, 25, 28, 30, 32, 34, 36, 38, 41,
43, 45, 47, 49, 51, 54, 56, 58, 60, 62

Letter Identification

all pages

Beginning Letter Sounds

pages 8, 9, 11, 13, 15, 17, 18, 20, 22, 24, 26, 27, 29, 31, 33, 35,
37, 39, 40, 42, 44, 46, 48, 50, 52, 53, 55, 57, 59, 61, 63, 69-83

Matching Uppercase to Lowercase Letters

pages 64, 65, 66, 67, 68

Letter Position

pages 90, 91, 92

Rhyming

pages 84, 85, 86

Sight Words

pages 87, 88, 89

Spatial Concepts

pages 93, 94, 95, 96



a b c d e f g h i j k l m n o p q r s t u v w x y z



Letter Sounds

Short Vowels

/a/	<u>a</u> pple
/e/	<u>e</u> lephant
/i/	<u>i</u> gloo
/o/	<u>o</u> ctopus
/u/	<u>u</u> mbrella

Long Vowels

/a/	<u>a</u> pe
/e/	<u>e</u> nough
/i/	<u>i</u> ce
/o/	<u>o</u> ver
/u/	<u>u</u> nicorn

The letters a, e, i, o and u are always labeled vowels.

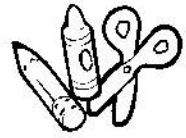
Consonants

/b/	<u>b</u> alloon	/p/	<u>p</u> encil
/c/	<u>c</u> ake	/q/	<u>q</u> ueen
/d/	<u>d</u> inosaur	/r/	<u>r</u> obot
/f/	<u>f</u> an	/s/	<u>s</u> un
/g/	<u>g</u> opher	/t/	<u>t</u> urtle
/h/	<u>h</u> at	/v/	<u>v</u> ase
/j/	<u>j</u> et	/w/	<u>w</u> atermelon
/k/	<u>k</u> angaroo	/x/	<u>x</u> ox
/l/	<u>l</u> ion	/y/	<u>y</u> ard
/m/	<u>m</u> onkey	/z/	<u>z</u> ebra
/n/	<u>n</u> ut		

Consonants are usually the letters that are not vowels.

Hard “c” generally produces the /k/ sound when followed by a, o, u, or a consonant.


a b c d e f g h i j k l m n o p q r s t u v w x y z




Aa



Circle all of the uppercase A's and lowercase a's in the box.

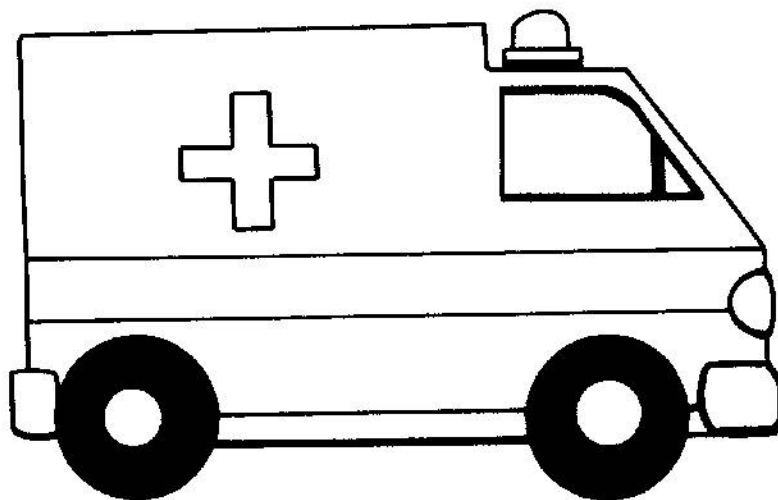


X	n	m	z	A	b	D	d	W
S	N	k	a	S	a	t	F	h
t	X	A	a	A	a	A	m	H
b	a	m	b	D	H	f	a	r
A	f	b	q	v	c	x	c	A



a b c d e f g h i j k l m n o p q r s t u v w x y z



A Is for Ambulance



Draw lines from the letter **Aa** to the pictures that begin with the /a/ sound.



Color the pictures.



a b c d e f g h i j k l m n o p q r s t u v w x y z



Ape for Apples!



Trace the uppercase A and the lowercase a.




Trace the word ape and the word apples.




Color the ape and the apples.

Aa

ape



apples



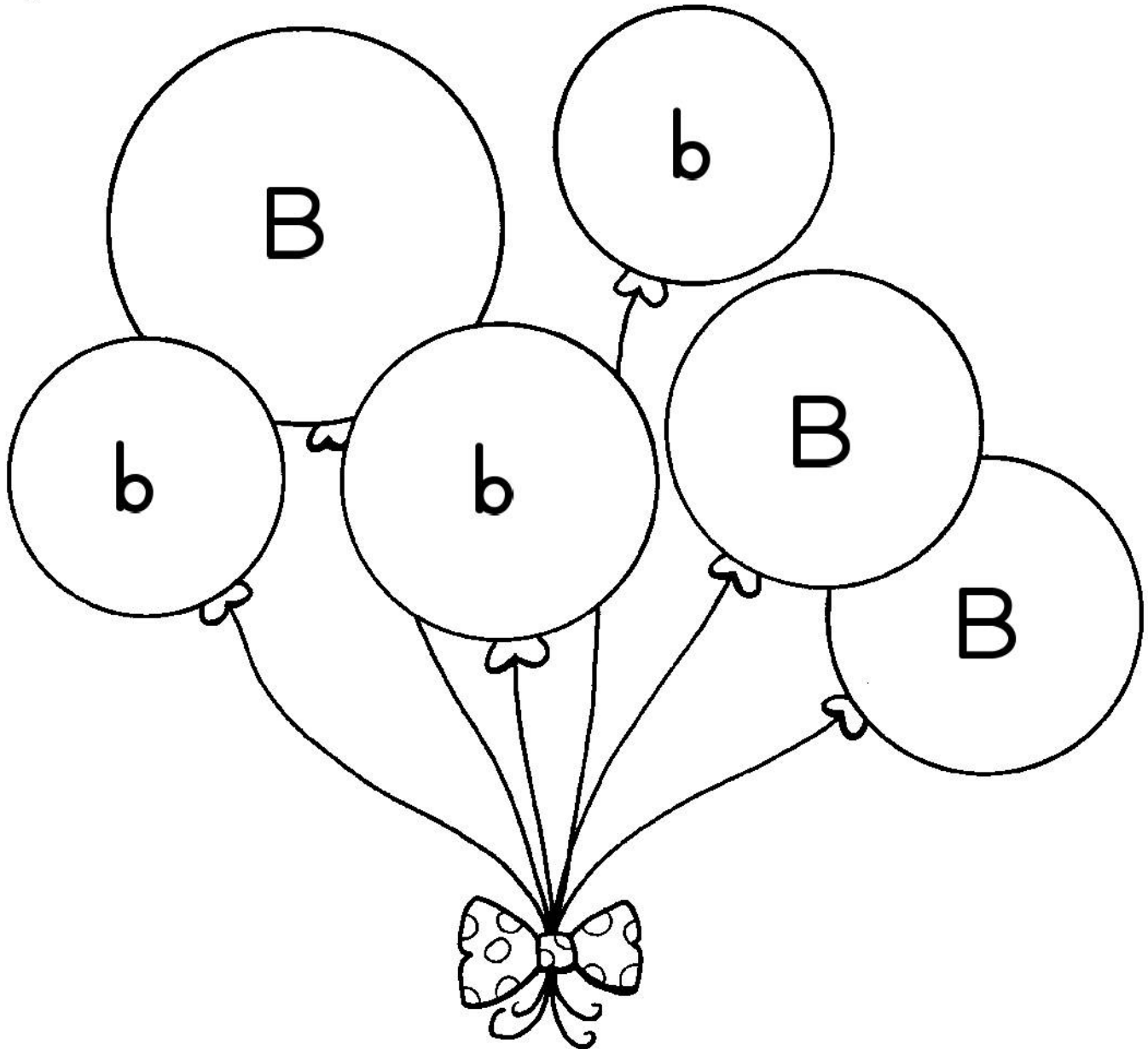
a b c d e f g h i j k l m n o p q r s t u v w x y z

B Is for Balloon



Color all of the balloons with a B on them with a blue crayon.


Color all of the balloons with a b on them with a brown crayon.



B=blue

b=brown

a b c d e f g h i j k l m n o p q r s t u v w x y z





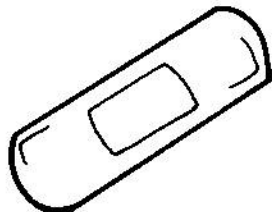

Fill the Boat!



Cut out the objects that begin with the /b/ sound as in the word boat.



Glue the /b/ objects in the boat.






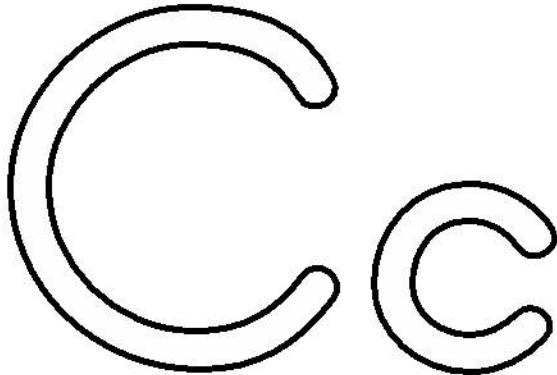
a b c d e f g h i j k l m n o p q r s t u v w x y z

C Is for Clown




Color the Cc's and the clown.

Find all of the C's in the box. Circle all of the C's.



T	C	C	C	Q	R	S	T	M
C	U	E	W	Q	T	D	O	K
C	M	O	P	S	D	R	C	C
C	E	L	F	E	T	C	P	V
K	C	C	C	O	L	W	C	C

a b c d e f g h i j k l m n o p q r s t u v w x y z




C Sounds




Cut out the pictures that begin with the /c/ sound.



Glue the Cc words onto the rectangles.






a b c d e f g h i j k l m n o p q r s t u v w x y z

D Is for Dot-to-Dot!



Connect the dots to create the letters D and d.




Draw a picture of something that starts with the letter Dd.

Dd is for






a b c d e f g h i j k l m n o p q r s t u v w x y z



Drake the Dinosaur

A B C



inosaur



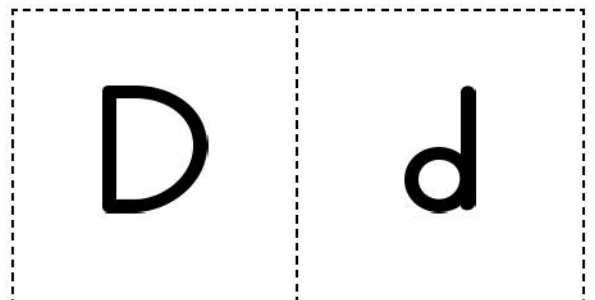
Cut out the letter D and the letter d.




Paste them in the correct boxes.



Color the dinosaur.





a b c d e f g h i j k l m n o p q r s t u v w x y z

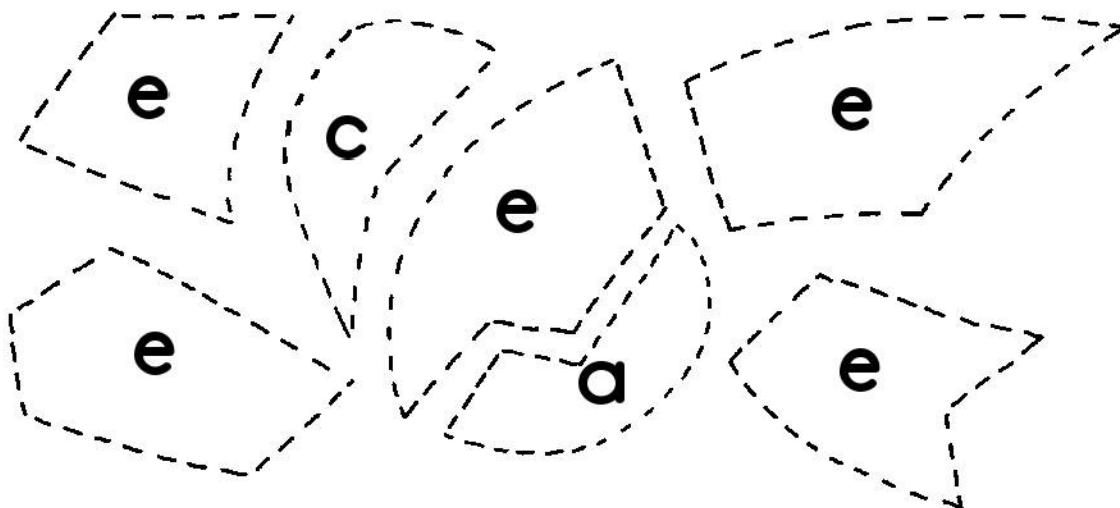
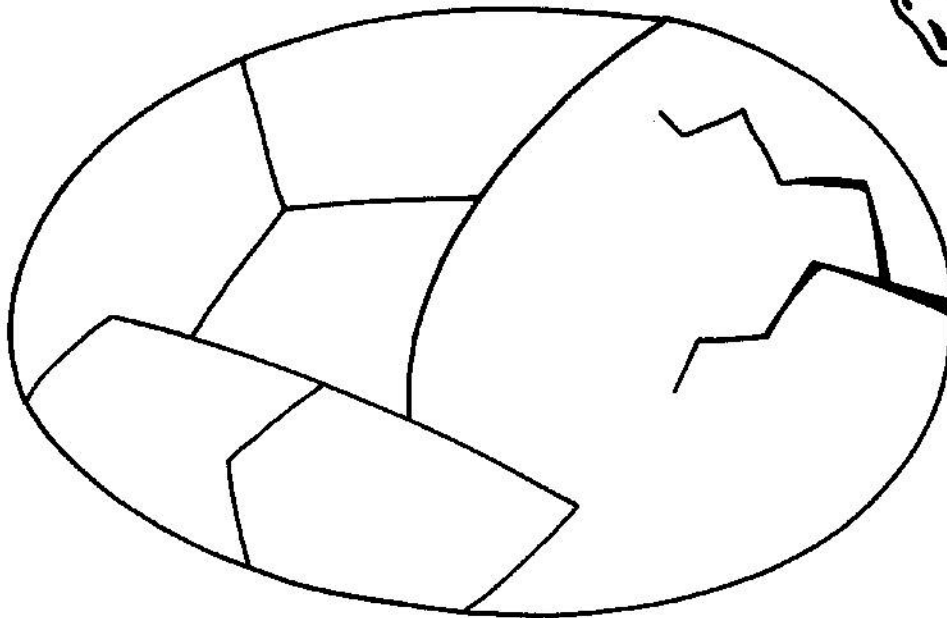

The Cracked Egg



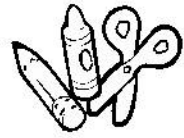
Cut out the lowercase e pieces at the bottom.



Glue each piece in the correct spot on the egg.






a b c d e f g h i j k l m n o p q r s t u v w x y z



E Is for Elephant



Draw a line from each elephant to the letter E.




E

E

F

H

E



abcdefghijklmnopqrstuvwxyz

Eagle and Her Eggs





Trace the letters E and e.

Trace the words eggs and eagle.

Color the eagle and the eggs.

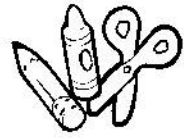
Ee

eagle



eggs

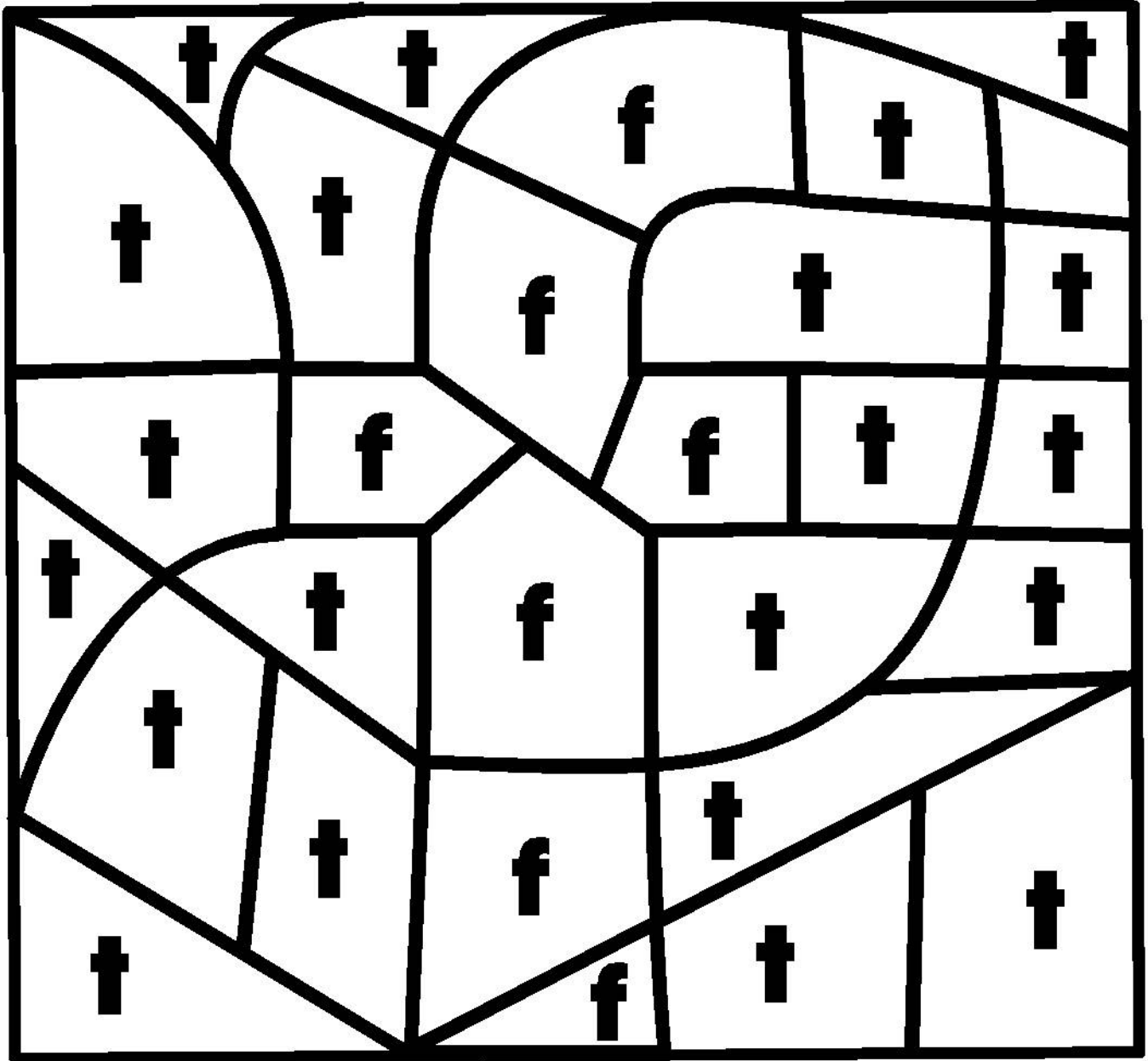
a b c d e f g h i j k l m n o p q r s t u v w x y z



Letter Find: f



Color the shapes that have the letter f inside them with your favorite crayon.



What do you see? Write the letter here.

Initial Sound /f/




abcdefghijklmnopqrstuvwxyz

F Is for Friend



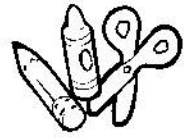
Draw a picture of your friend in the box.

Trace the letters for the word friend.







friend

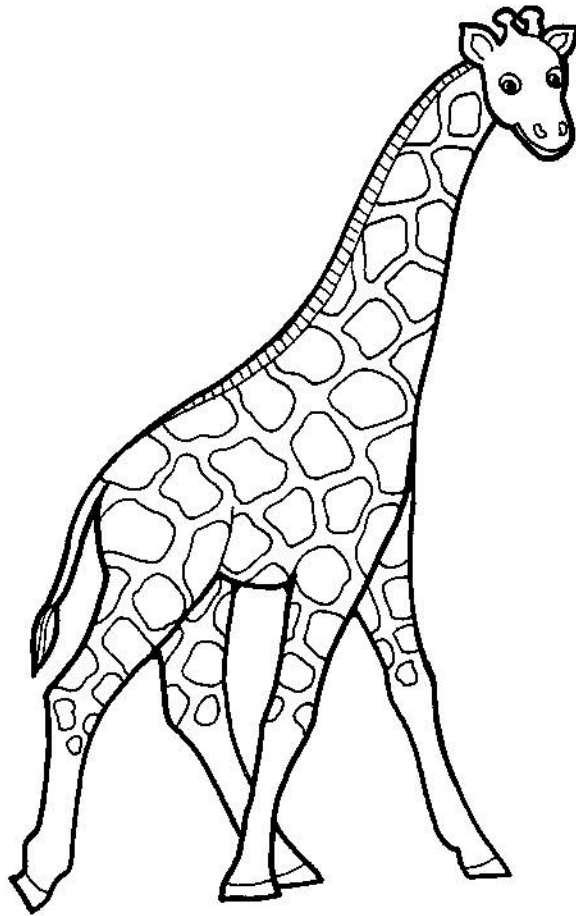
a b c d e f g h i j k l m n o p q r s t u v w x y z



Graphing G

-  Find and cut out the uppercase G's at the bottom of the page.
-  Paste them above the G.
-  Find and cut out the lowercase g's at the bottom of the page.
-  Paste them above the g.

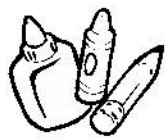
G



g

G	g	g	G	g	G
---	---	---	---	---	---

Initial Sound /g/



a b c d e f g h i j k l m n o p q r s t u v w x y z

Gary Gopher





Find and cut out the pictures that start with the sound /g/ as in Gary and gopher.




Glue the pictures in the spaces.

Gg			
----	--	--	--

			
---	--	--	--



Initial sound /h/



a b c d e f g h i j k l m n o p q r s t u v w x y z


Harry's in a Hurry!



Find and cut out the items that start with the sound /h/ as in Harry.



Paste them on the track.




H

h

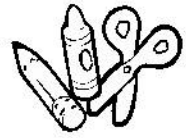
H

h

FINISH



a b c d e f g h i j k l m n o p q r s t u v w x y z




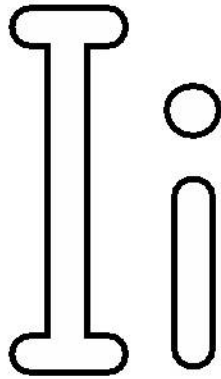
Letter Find: Ii



Find all of the uppercase I's and lowercase i's in the box.



Circle all of the Ii's that you can find.



L	i	I	i	v	n	O	u	m
E	x	i	Q	r	e	k	c	i
T	o	I	n	n	m	D	d	s
C	L	I	p	o	M	t	z	i
Z	I	i	I	w	o	w	d	I



a b c d e f g h i j k l m n o p q r s t u v w x y z

I Is for Icy Igloos!



Practice making the uppercase letter I and the lowercase letter i.

I

Handwriting practice lines for uppercase letter I, consisting of a solid top line, a dashed middle line, and a solid bottom line.


i

Handwriting practice lines for lowercase letter i, consisting of a solid top line, a dashed middle line, and a solid bottom line.

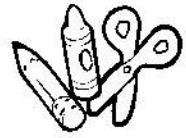


Color the uppercase letter I and the lowercase letter i.

Color the igloo.



a b c d e f g h i j k l m n o p q r s t u v w x y z



Ingrid's Ice Cream



Trace the word Ingrid.



Trace the word ice cream.



Color Ingrid and her ice cream.



Ingrid

ice cream



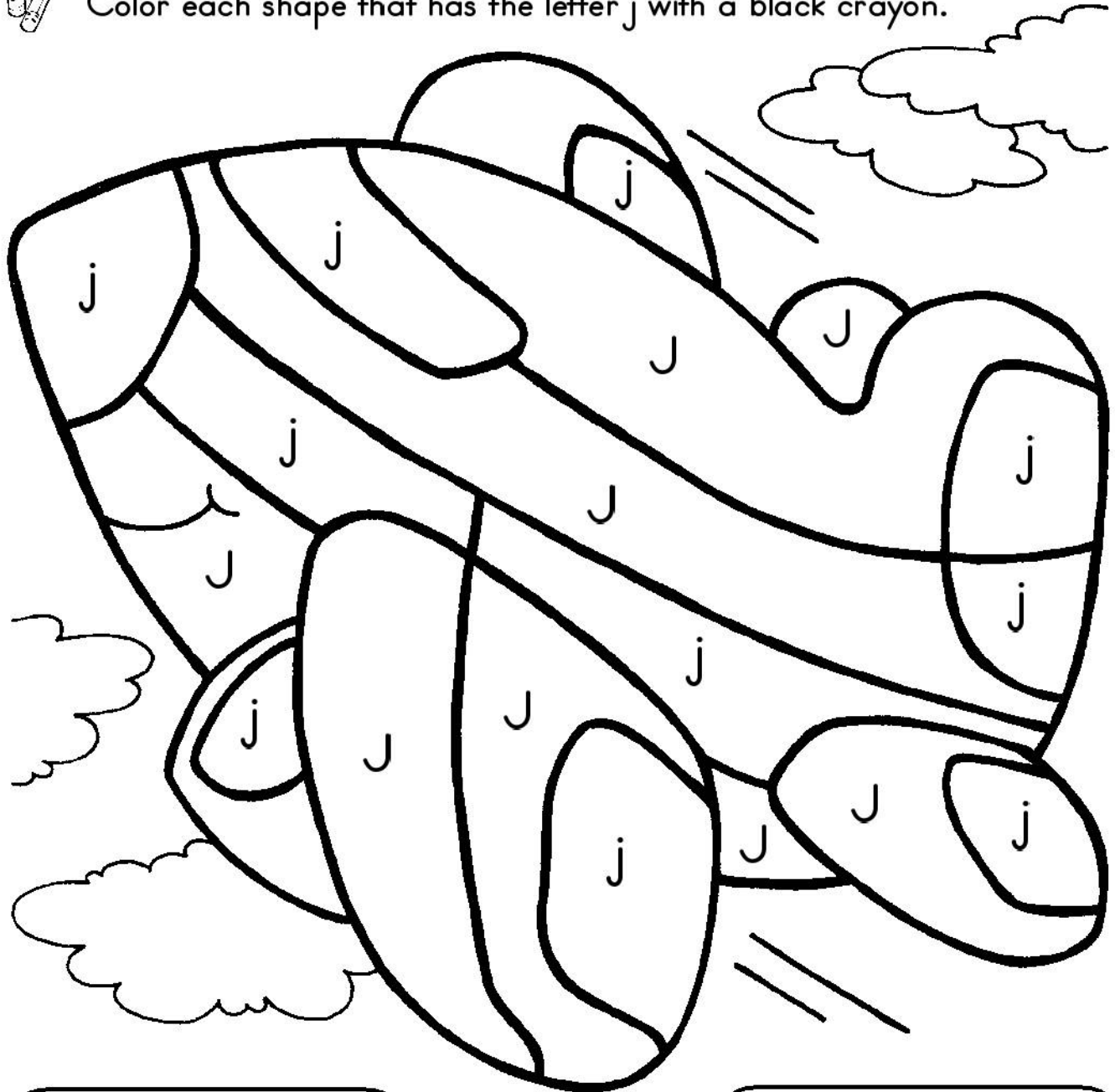
a b c d e f g h i j k l m n o p q r s t u v w x y z

Jet



Color each shape that has the letter J with a yellow crayon.

Color each shape that has the letter j with a black crayon.



J=yellow

j=black

a b c d e f g h i j k l m n o p q r s t u v w x y z




Jumping Jelly Beans!



Color the jellybeans that have pictures in them that begin with the /j/ sound as in jelly.





a b c d e f g h i j k l m n o p q r s t u v w x y z

Colorful Kite



Practice making the letters K and k.



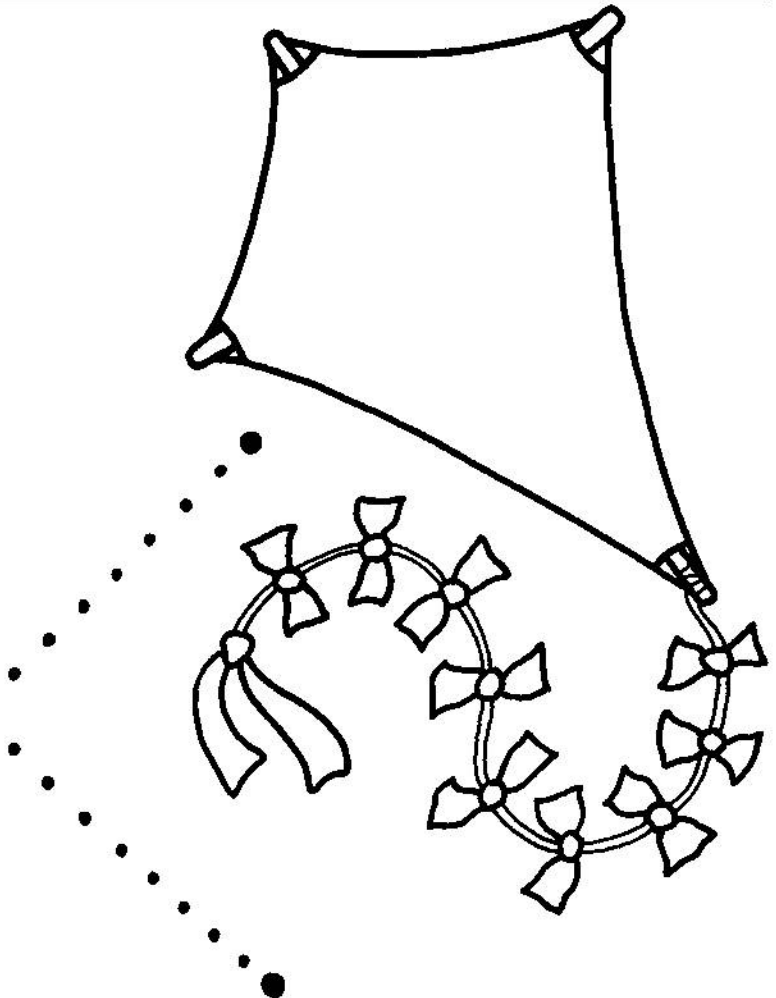

Connect the dots to make the letters K and k.



Color the kite.

K

k



a b c d e f g h i j k l m n o p q r s t u v w x y z




Kicky the Kangaroo!




Color the balls with uppercase K's yellow.



Color the balls with lowercase k's red.





a b c d e f g h i j k l m n o p q r s t u v w x y z

Hidden LI



Color each box that has an uppercase L with a red crayon.

Color each box that has a lowercase l with a blue crayon.

L	A	C	B	I	J
L	C	F	D	I	K
L	G	K	F	I	E
L	L	L	H	I	A




Practice making the letters L and l.



L



l

a b c d e f g h i j k l m n o p q r s t u v w x y z



Lovely L

-  Find and cut out the pictures that begin with the /l/ sound as in lovely.
-  Glue them in the boxes to create the letter L and l.





a b c d e f g h i j k l m n o p q r s t u v w x y z


Monster Match




Color each box that has an M or an m.



Color the monster.

n	n	m	m	Z
w				M
W				N
M				M
M	N	M	Z	M

a b c d e f g h i j k l m n o p q r s t u v w x y z





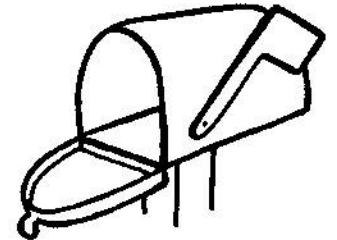

Monkeying Around



Help the little monkey collect things that start with the /m/ sound as in monkey.



Draw lines from the monkey to the things that start with the /m/ sound.






abcdefghijklmnopqrstuvwxyz

Nifty Nuts



Color the nuts with the letters N or n inside. Color the squirrel.

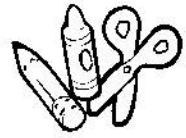


Practice making the letters N and n.

N

n

a b c d e f g h i j k l m n o p q r s t u v w x y z



Noisy Nest



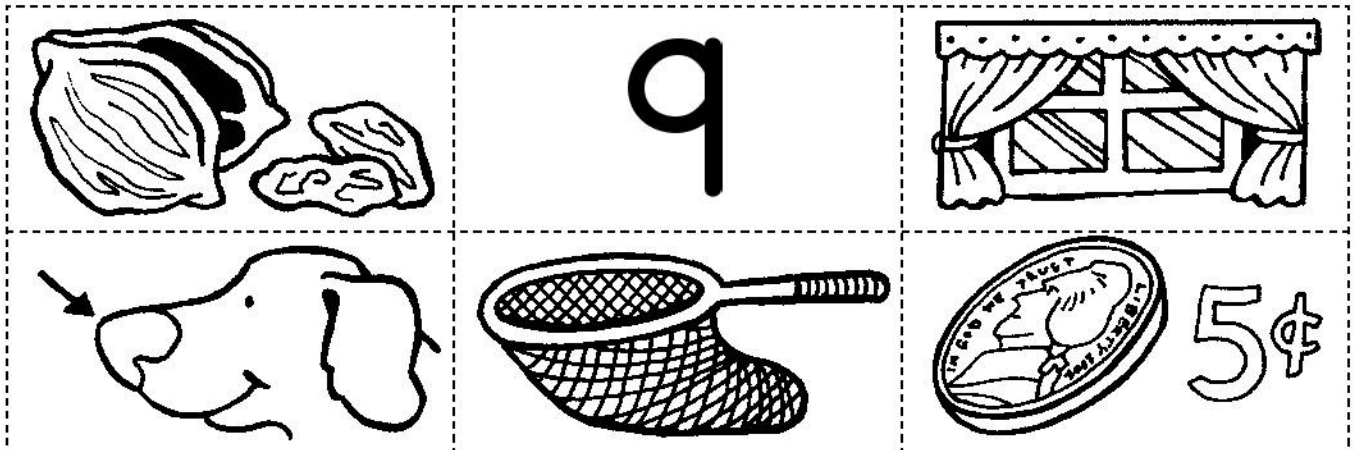

Find and cut out the pictures that start with the /n/ sound as in nest.




Glue the pictures inside the nest.



Color the nest.






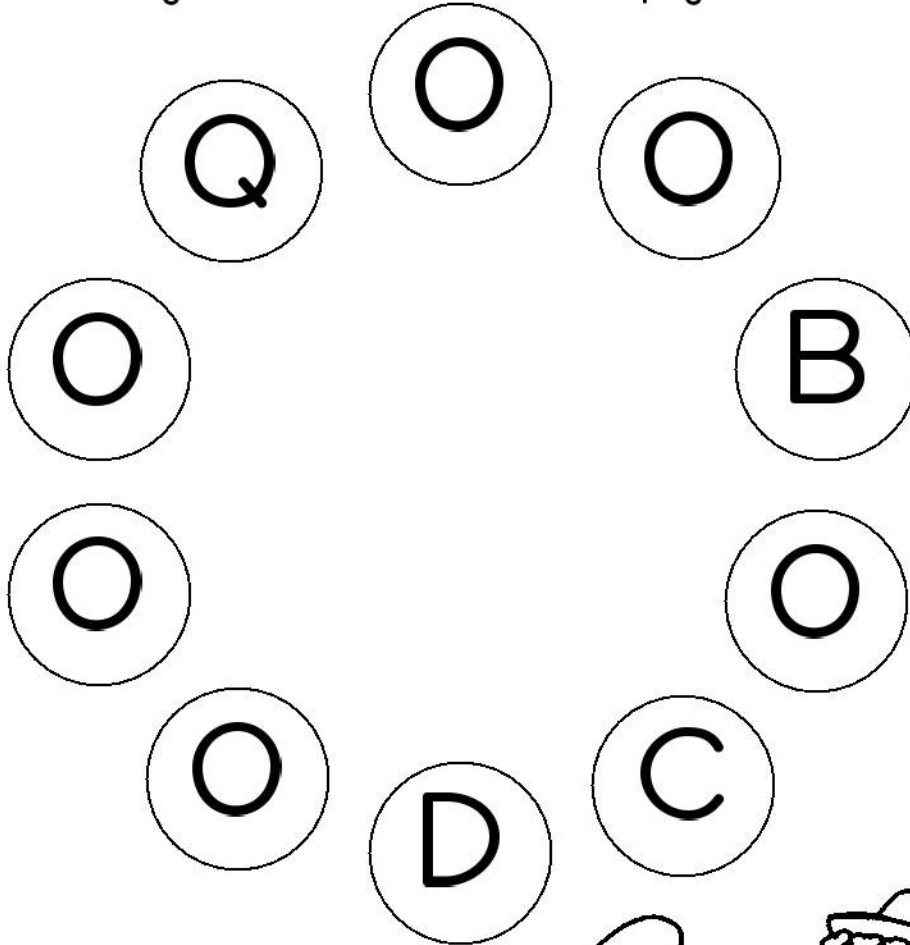
a b c d e f g h i j k l m n o p q r s t u v w x y z

Clowning Around with O

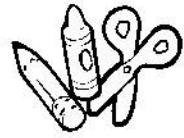


Color the circles with O's with an orange crayon.

Practice making O's at the bottom of the page.



a b c d e f g h i j k l m n o p q r s t u v w x y z



Ollie the Octopus





Help Ollie the octopus look for things that begin with the /o/ sound as in octopus.




Cut out the O pictures.



Glue them in the boxes.



Initial Sound /o/



abcdefghijklmnopqrstuvwxyz

Octopus in the Ocean




Trace the letters O and o.

Trace the words octopus and ocean.

Color the octopus and the ocean.

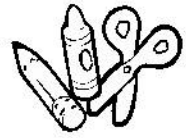
O o

octopus



ocean

a b c d e f g h i j k l m n o p q r s t u v w x y z





Letter Find: Pp



Circle all of the P's and p's that you can find.

Color the pumpkins.



r	P	p	P	K	l	g	d	d
E	P	Q	p	E	p	p	p	F
F	p	p	p	r	P	k	p	C
l	p	L	l	f	p	p	p	c
K	p	d	C	h	P	a	l	o
B	p	o	S	n	P	R	m	n



a b c d e f g h i j k l m n o p q r s t u v w x y z






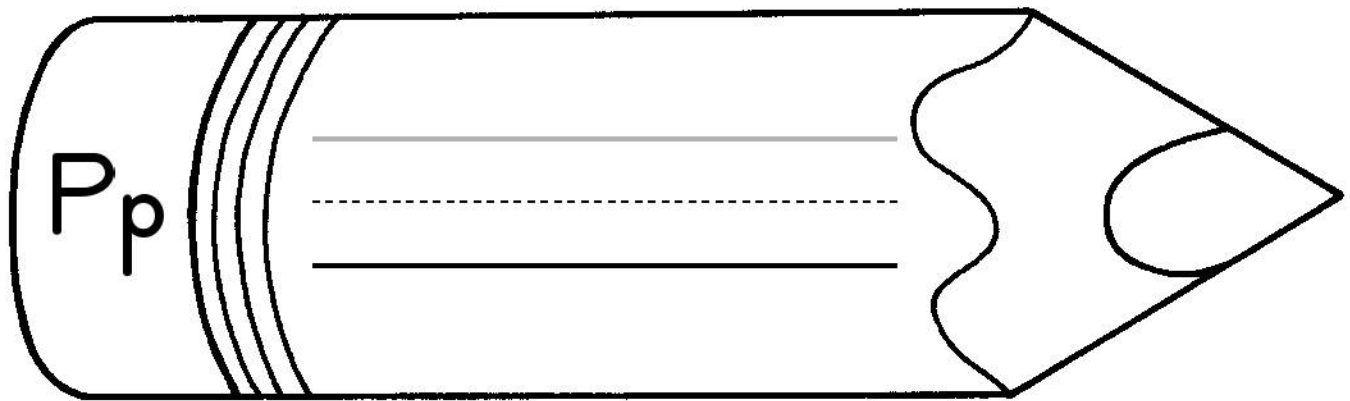
Pretty Pencils



Practice making uppercase P's and lowercase p's inside the big pencil.



Color the pencils that have words that begin with the /p/ sound as in pencil.



a b c d e f g h i j k l m n o p q r s t u v w x y z 

Q Is for Quilt



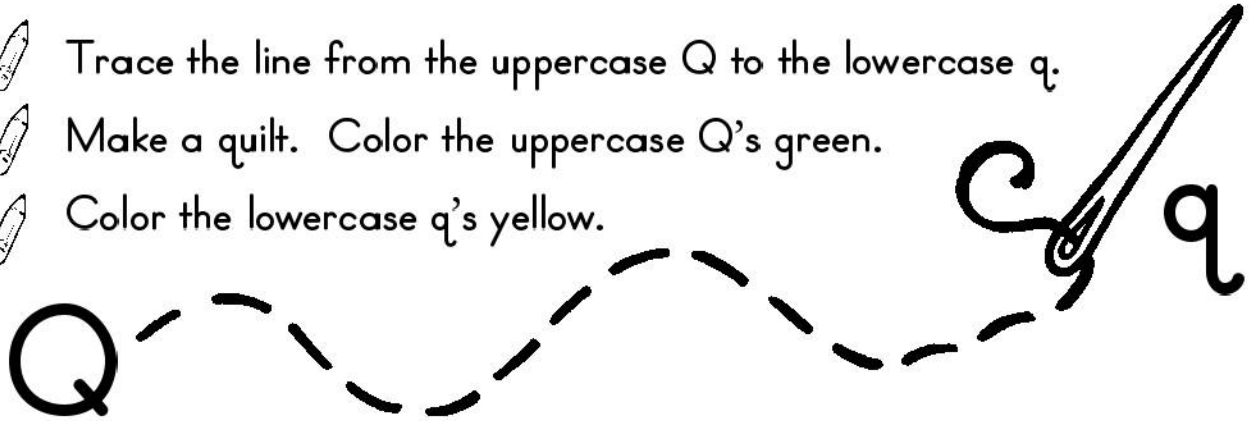
Trace the line from the uppercase Q to the lowercase q.



Make a quilt. Color the uppercase Q's green.



Color the lowercase q's yellow.



Q	q	G	Q	q	g
q	G	Q	q	g	Q
Q	q	G	Q	q	g
q	G	Q	q	g	Q

Q = green

q = yellow




a b c d e f g h i j k l m n o p q r s t u v w x y z

Queenly Q's




Color the uppercase Q and the lowercase q.

Find and color the pictures that begin with the /q/ sound as in queen.



a b c d e f g h i j k l m n o p q r s t u v w x y z




Robby Racecar




Help Robby Racecar win the race by coloring each square that has an R or an r in it.

Q	R	r	R	S	t	v	u
D	R	c	r	u	y	b	e
K	r	R	d	e	R	r	r
B	r	v	R	t	R	h	f
v	r	o	r	v	r	z	s
A	R	c	r	u	R	b	u



Initial Sound /r/






a b c d e f g h i j k l m n o p q r s t u v w x y z

Runaway Robot

Runaway Robot loves to find words that start with the /r/ sound as in robot.

 Cut out the pictures that start with the /r/ sound.

 Glue them in the boxes beside Runaway Robot.



a b c d e f g h i j k l m n o p q r s t u v w x y z




Slinky S




Write the beginning sound for each word.

Color the pictures.



un



nail



ix



nowman



a b c d e f g h i j k l m n o p q r s t u v w x y z

Hidden S Things



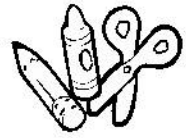
Look at the pictures.



Color the pictures that start with the /s/ sound as in sun.



a b c d e f g h i j k l m n o p q r s t u v w x y z



Tricky Turtle




Color all of the T's orange.



Color all of the t's that you can find yellow.



Color Tricky Turtle.





abcdefghijklmnopqrstuvwxyz

Train Time



Practice making the uppercase letter T and the lowercase t.

T

t





Look at the pictures.



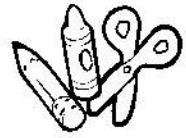
Find and cut out the pictures that begin with the /t/ sound as in train.



Glue the pictures on the train cars.




a b c d e f g h i j k l m n o p q r s t u v w x y z



My Uncle's Umbrella



Color the lowercase u's with a blue crayon.





a b c d e f g h i j k l m n o p q r s t u v w x y z


Under Ursula's Bed



Look for things hiding under Ursula's bed. Circle the picture with the long/u/sound.



Draw lines from Uu to the pictures that start with the /u/ sound as in under.



a b c d e f g h i j k l m n o p q r s t u v w x y z 

Unicorn with an Umbrella



Trace the letters U and u.

Trace the words umbrella and unicorn.


Color the unicorn and the umbrella.

U u

umbrella

unicorn






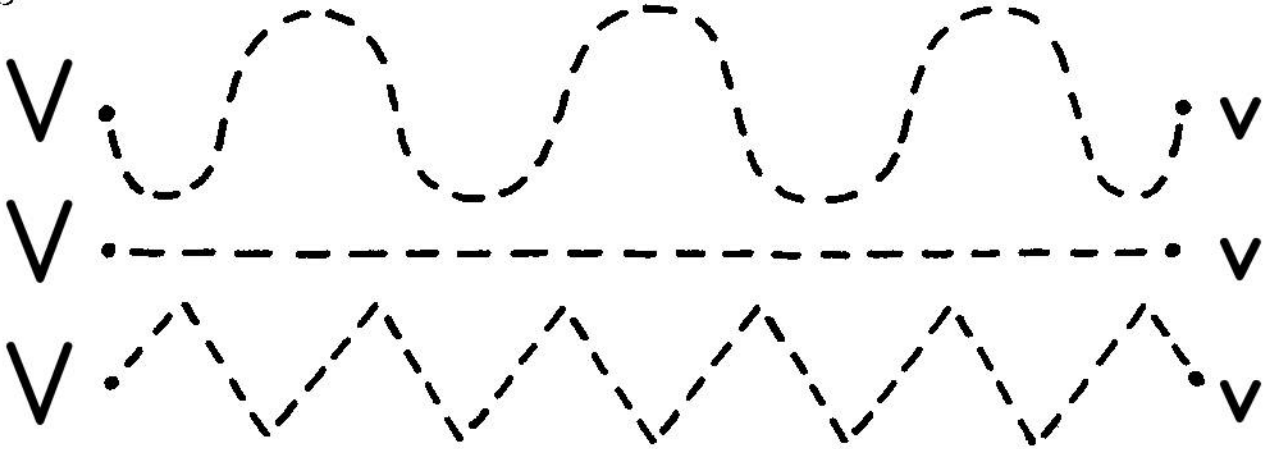
a b c d e f g h i j k l m n o p q r s t u v w x y z

Vase of Violets



Trace the lines from the uppercase V to the lowercase v.

Color the Vv's and the vase of violets.










a b c d e f g h i j k l m n o p q r s t u v w x y z



V Is for Violets



Color all of the flowers that have pictures that begin with the /v/ sound as in violet.





a b c d e f g h i j k l m n o p q r s t u v w x y z


Wanda's Wheelbarrow



Connect the dots to make an uppercase W and a lowercase w.



Color Wanda and her wheelbarrow.



Practice making the uppercase letter W and the lowercase letter w.

W


Handwriting practice lines for uppercase W, consisting of a solid top line, a dashed middle line, and a solid bottom line.

w


Handwriting practice lines for lowercase w, consisting of a solid top line, a dashed middle line, and a solid bottom line.

a b c d e f g h i j k l m n o p q r s t u v w x y z 

What's in the Window?

 Find and cut out the pictures that start with the /w/ sound as in window.

 Glue them on the windows.



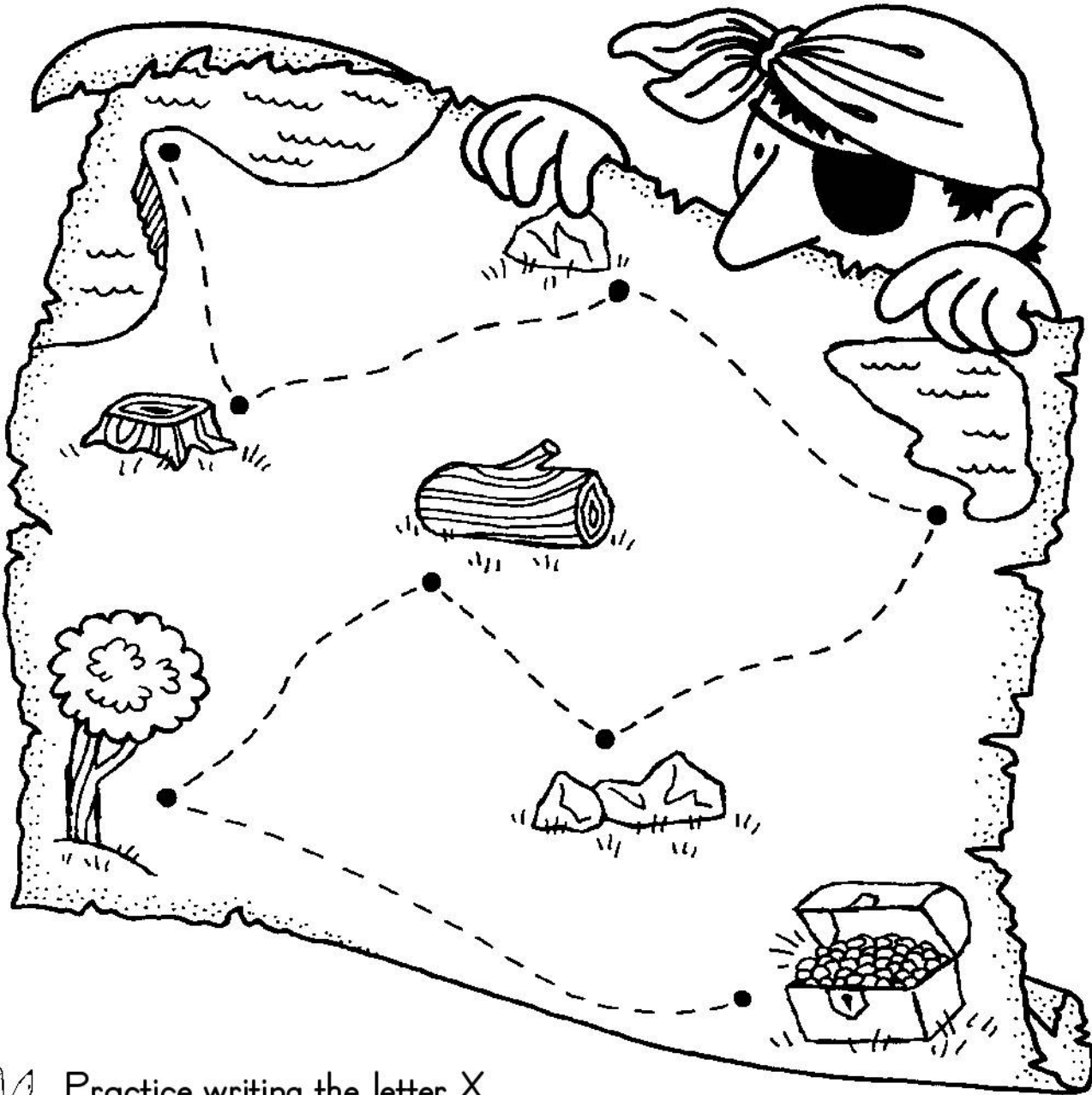


a b c d e f g h i j k l m n o p q r s t u v w x y z

X Marks the Spot!



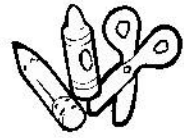
Put an X on each place on the map that is marked with a spot.



Practice writing the letter X.

X

a b c d e f g h i j k l m n o p q r s t u v w x y z







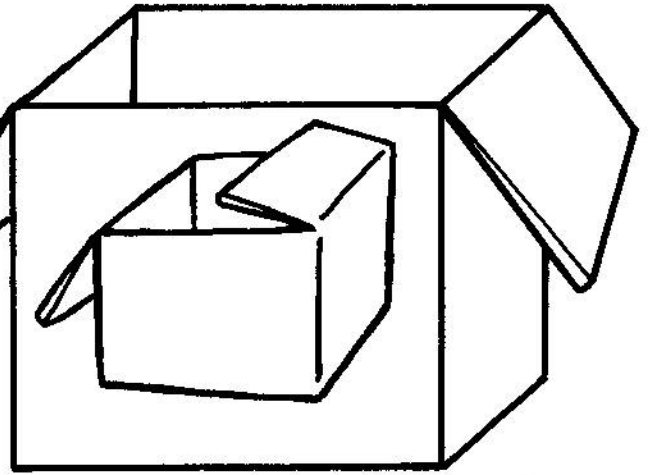

Boxes



Look at the pictures in the boxes.



Color the pictures that have the /x/ sound as in box.





abcdefghijklmnopqrstuvwxyz


Yolanda's Yard



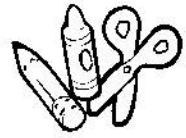
Look at Yolanda's yard.



Color all of the hidden Y's in the yard green.



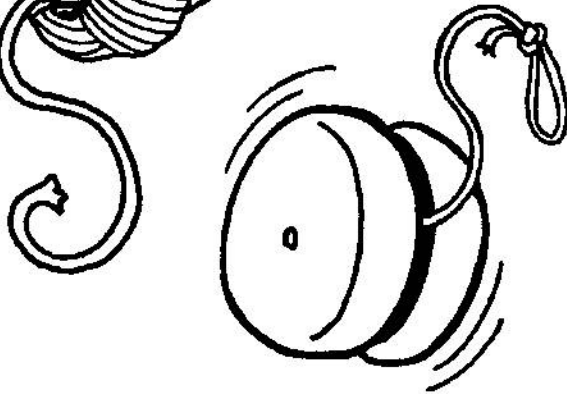



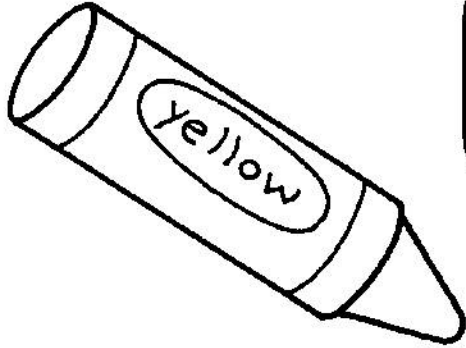
a b c d e f g h i j k l m n o p q r s t u v w x y z



Letter Yy Match



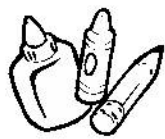
Draw lines from **Yy** to the pictures that start with the /y/ sound.



Practice writing the letters Y and y.

Y

y



a b c d e f g h i j k l m n o p q r s t u v w x y z

Letter Find: Zz



Find all of the uppercase Z's and lowercase z's in the box.



Circle all of the Zz's that you can find.

Z z Z Z Z m D n o
R o R z T Y g P r
S N Z t O p z Z Z
T z o n y k A Z y
z Z z Z z L z Z z



Practice writing the letters Z and z.

Z

z

a b c d e f g h i j k l m n o p q r s t u v w x y z




Zippy Z's



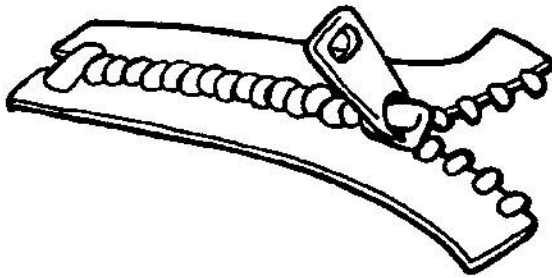
Write the beginning sound for each word.



ebra





oo




ipper



Follow the dots to make the letters Z and z.





a b c d e f g h i j k l m n o p q r s t u v w x y z








Love Birds



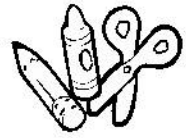
Draw a line from each lowercase letter to its uppercase partner.



Color the birds.



a b c d e f g h i j k l m n o p q r s t u v w x y z













Apple Match



Draw a line from each uppercase letter to its lowercase partner.

Color the matching apples the same color.





a b c d e f g h i j k l m n o p q r s t u v w x y z



Driving Match



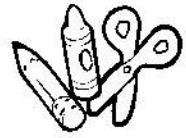
Cut out the lowercase letter wheels.



Glue each lowercase letter wheel on the wheel next to its partner letter.



a b c d e f g h i j k l m n o p q r s t u v w x y z



Leaf Match






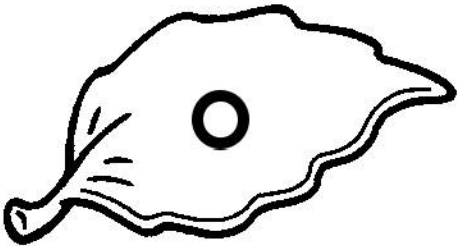

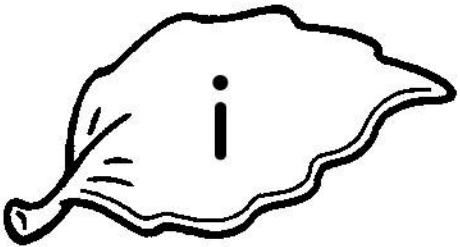


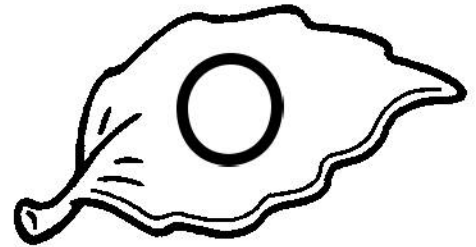

Look at the letters on the leaves. They are all vowels.



Draw a line from each lowercase vowel to its uppercase partner.



Color the matching leaves the same color.



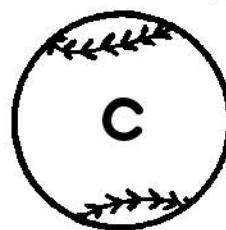


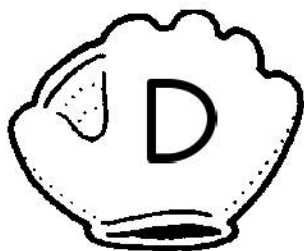
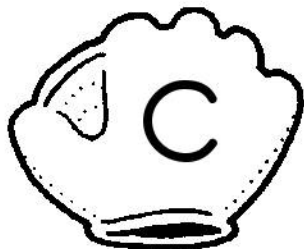

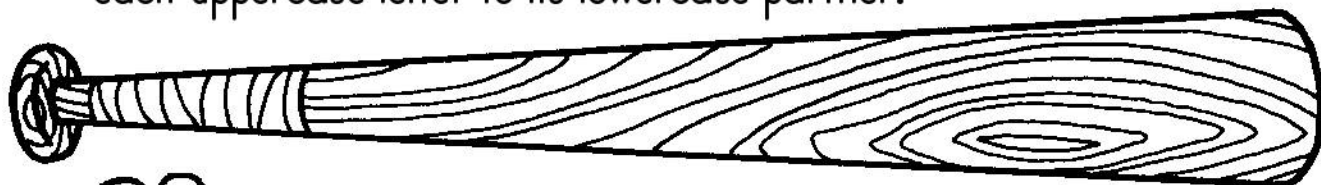


a b c d e f g h i j k l m n o p q r s t u v w x y z

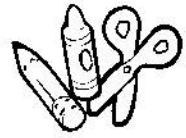
Play Ball!



Match each mitt to the ball with its partner letter. Draw a line from each uppercase letter to its lowercase partner.



a b c d e f g h i j k l m n o p q r s t u v w x y z



Letter Sound Matching




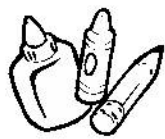
Cut out the pictures in the dashed lines.



Glue each picture in the space below the letter that has its beginning sound.

Bb	Cc	Dd	Ff





a b c d e f g h i j k l m n o p q r s t u v w x y z

Letter Sound Matching



Draw a line from each letter to the picture that begins with that letter's sound.



Color the pictures.




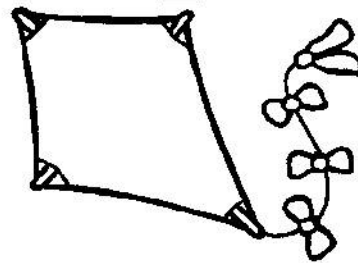
G

H

J

K

L




a b c d e f g h i j k l m n o p q r s t u v w x y z 


Letter Sound Matching

 Cut out the pictures in the dashed lines.

 Glue each picture in the space below the letter that has its beginning sound.

Mm	Nn	Pp	Rr	Ss





a b c d e f g h i j k l m n o p q r s t u v w x y z

Letter Sound Matching

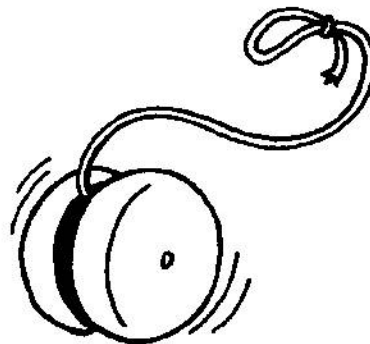


Draw a line from each letter to the picture that begins with that letter's sound.




Color the pictures.

T




V




W




Y



Z












abcdefghijklmnopqrstuvwxyz



Listen for Sounds



Write the beginning sound of each picture.

 _____ _____ _____	 _____ _____ _____	 _____ _____ _____
 _____ _____ _____	 _____ _____ _____	 _____ _____ _____
 _____ _____ _____	 _____ _____ _____	 _____ _____ _____




abcdefghijklmnopqrstuvwxyz

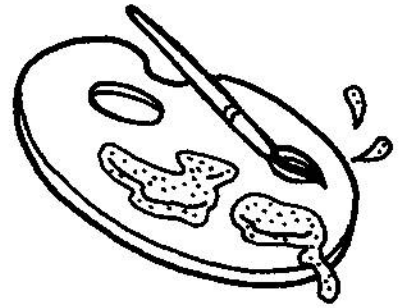
Listen for Sounds

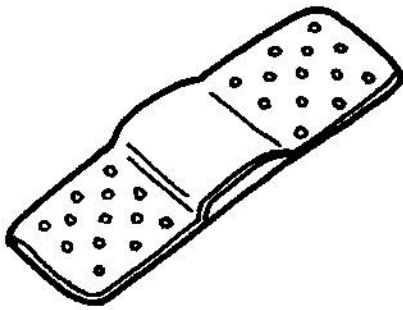



Write the beginning sound of each picture.

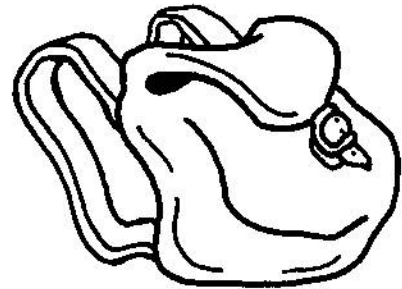













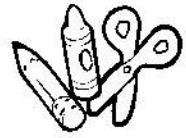

















abcdefghijklmnopqrstuvwxyz

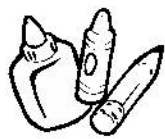


Listen for Sounds



Write the beginning sound of each picture.

 _____ ----- _____	 _____ ----- _____	 _____ ----- _____
 _____ ----- _____	 _____ ----- _____	 _____ ----- _____
 _____ ----- _____	 _____ ----- _____	 _____ ----- _____












abcdefghijklmnopqrstuvwxyz


Listen for Sounds



Write the beginning sound of each picture.

 _____ _____ _____	 _____ _____ _____	 _____ _____ _____
 _____ _____ _____	 _____ _____ _____	 _____ _____ _____
 _____ _____ _____	 _____ _____ _____	 _____ _____ _____










abcdefghijklmnopqrstuvwxyz



Listen for Sounds



Write the beginning sound of each picture.

 _____ ----- _____	 _____ ----- _____	 _____ ----- _____
 _____ ----- _____	 _____ ----- _____	 _____ ----- _____
 _____ ----- _____	 _____ ----- _____	 _____ ----- _____




abcdefghijklmnopqrstuvwxyz

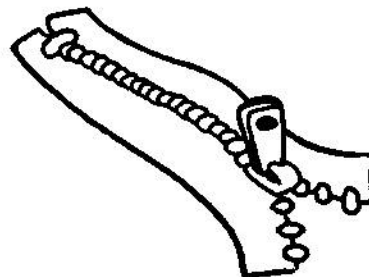
Listen for Sounds





Write the beginning sound of each picture.







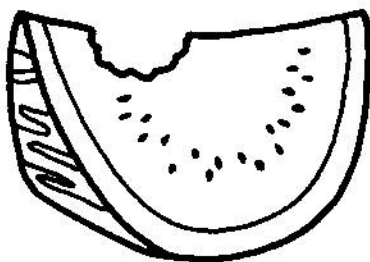























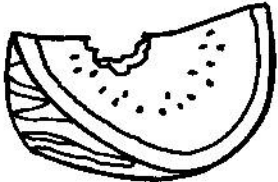









a b c d e f g h i j k l m n o p q r s t u v w x y z



Sound Match



Color the picture in the row that starts with the letter.

L			
B			
G			
H			
T			
M			











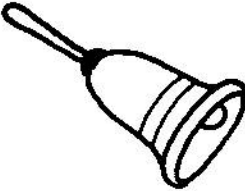


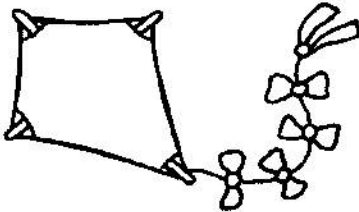






a b c d e f g h i j k l m n o p q r s t u v w x y z

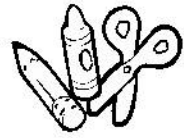
Sound Match



Color the picture in the row that starts with the letter.

C			
D			
F			
J			
K			
R			

a b c d e f g h i j k l m n o p q r s t u v w x y z








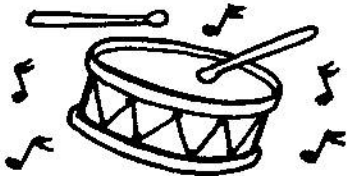


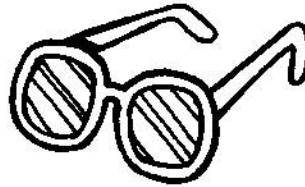

Beginning Sounds

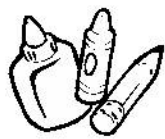


Cut out the pictures at the bottom of the page.



Glue the picture with the same beginning sound in the box below the picture.





a b c d e f g h i j k l m n o p q r s t u v w x y z











Beginning Sounds



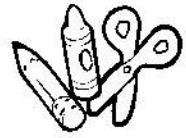
Cut out the pictures at the bottom of the page.



Glue the picture with the same beginning sound in the box below the picture.



a b c d e f g h i j k l m n o p q r s t u v w x y z




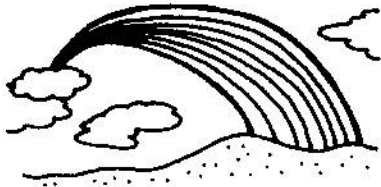


Beginning Sounds



Cut out the picture with the same beginning sound.



Glue the picture in the box.











a b c d e f g h i j k l m n o p q r s t u v w x y z

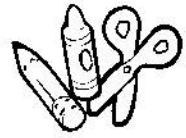
Rhyme Review

 Cut out each picture in the dashed lines.

 Glue the picture that rhymes in the box.







a b c d e f g h i j k l m n o p q r s t u v w x y z



Rhyme Time




Say the name of each picture. Draw a line to the picture that rhymes with it.



5





a b c d e f g h i j k l m n o p q r s t u v w x y z

Rhyming Sets








Cut out the pictures below.



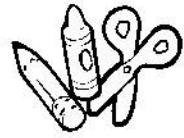
Glue the pictures that rhyme with hat under the hat.



Glue the pictures that rhyme with dog under the dog.



a b c d e f g h i j k l m n o p q r s t u v w x y z



Color Word Fun




Read the color words.



Color each crayon with the correct color.





abcdefghijklmnopqrstuvwxyz

I Can Read Sight Words



Cut out the words at the bottom of the page.



Glue the words in the boxes to finish the sentences.



Read the sentences.



is brown.

I



a blue




.

I



red



.

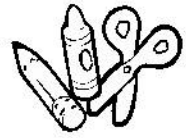
The

the

see

see


a b c d e f g h i j k l m n o p q r s t u v w x y z



Colorful Garden



Color the flowers in the garden. Use the color code below.



r=red


b=blue

y=yellow

o=orange

g=green

p=purple



a b c d e f g h i j k l m n o p q r s t u v w x y z

Eating Watermelon






Cut out the pictures below. Decide which picture would come first, second, third, and last.




Glue the pictures in the correct order.

1	2
3	4



a b c d e f g h i j k l m n o p q r s t u v w x y z



Alphabetical Order



Write the missing lowercase letters.

a

—

c

d

—

f

—

h

—

j

k

—

m

—

o

p

q

—

s

—

u

v

—

x

—

z



a b c d e f g h i j k l m n o p q r s t u v w x y z

Penny's Picture

Penny has drawn a picture. See if you can figure out which part Penny did first, second, and third.




Write a 1 under the part that she completed first.



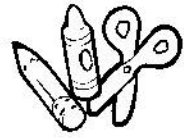
Write a 2 under the part that she completed second.



Write a 3 under the finished picture.



a b c d e f g h i j k l m n o p q r s t u v w x y z










Happy Hats

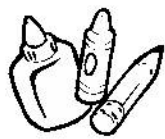


Cut out each hat at the bottom of the page.



Glue a hat on each child's head.









abcdefghijklmnopqrstuvwxyz

Under



Draw a line under the things that you can eat.



under

a b c d e f g h i j k l m n o p q r s t u v w x y z



Above










Color the object that is above each house.



Color the house to match the object above it.

above





a b c d e f g h i j k l m n o p q r s t u v w x y z

Mark the X



Make an X above the tree.

Make an X below the dog.

Make an X on the dog's nose.



Make an X inside the tree.

Make an X beside the girl.

Make an X under the bird.

