



Learn About

Grade

1

Reading

Phonics Practice

Parts of Speech

Simple Stories

Thinking Skills



JUMP
VERB

Learn About Reading

Grade
1



Brighter Child®
An imprint of Carson-Dellosa Publishing LLC
P.O. Box 35665
Greensboro, NC 27425 USA

© 2012 Carson-Dellosa Publishing LLC. Except as permitted under the United States Copyright Act, no part of this publication may be reproduced, stored, or distributed in any form or by any means (mechanically, electronically, recording, etc.) without the prior written consent of Carson-Dellosa Publishing LLC. Brighter Child® is an imprint of Carson-Dellosa Publishing LLC.

Printed in the USA • All rights reserved.

Writing the Alphabet

Directions: Trace the letters **Aa-Mm**. Then, practice writing them on the lines below.

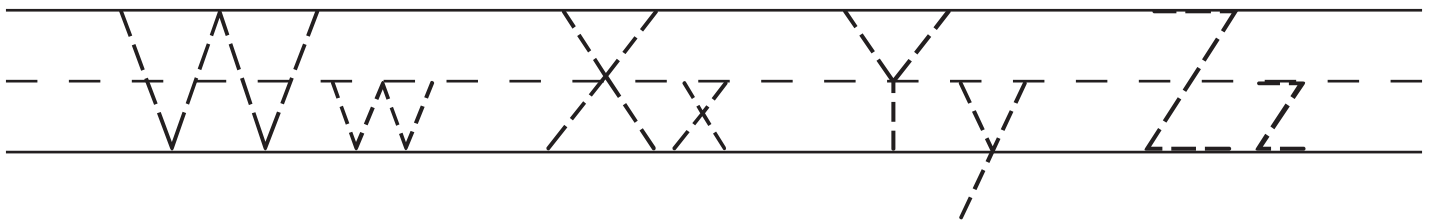
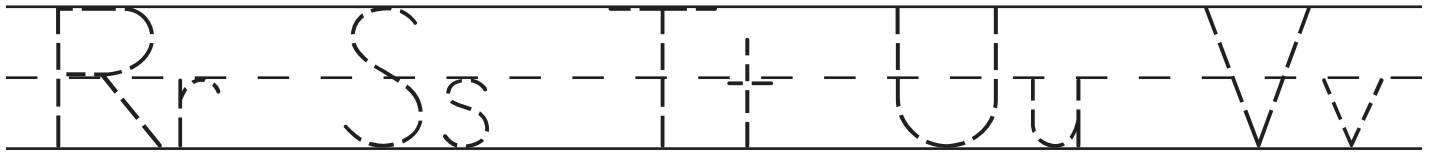
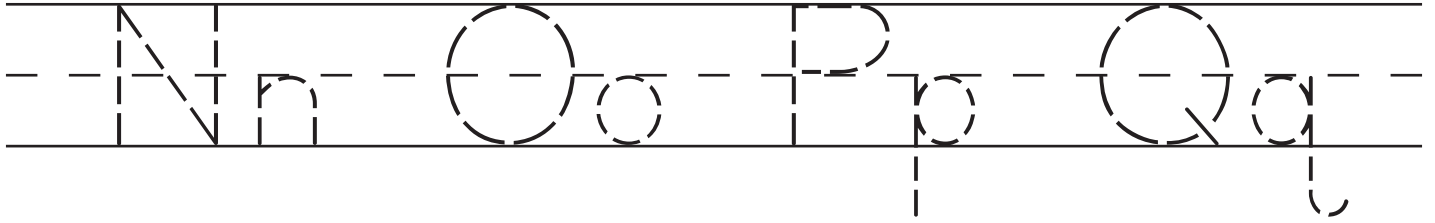
Aa Bb Cc Dd

Ee Ff Gg Hh Ii

Jj Kk Ll Mm


Writing the Alphabet

Directions: Trace the letters **Nn-Zz**. Then, practice writing them on the lines below.

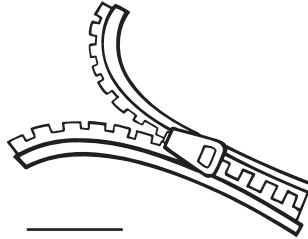


Beginning Sounds


Directions: Write the letter that makes the beginning sound for each picture.



___ ar



___ ipper



___ ite




___ etter



___ oat




___ ose



___ un



___ ouse



___ urtle



___ est



___ ar



___ og

How Does It End?

Ending consonants are the sounds that come at the end of words.

Directions: Write a letter from the box to complete each word.

m

k

b

n


p

r

l

d

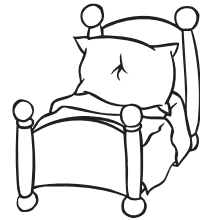
g




dru _ _



sta _ _




be _ _



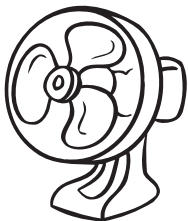
ta_i _ _



bi _ _



lo _ _



fa _ _



mo _ _



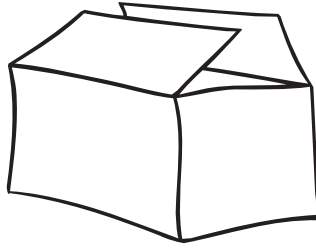
boo _ _

Consonant Review


Directions: One letter is missing in each word. Write the missing letter on the line.




og



bo




un




he



tu ip




op



lo



lea



wa on

Long Vowels

Directions: Circle the word if it has a long vowel sound.


Remember: A long vowel says its name.




feet



snake




cup



hose



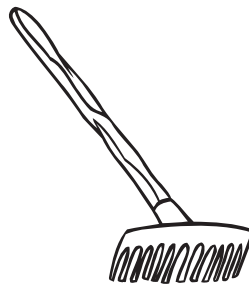
tie




hat



dog



rake




bug



bone



bib



net

Review

Directions: Write a vowel on each line to complete each word.

a

e

i

o

u



c__t

b__k__



sm__k__

tr_____




c__b

p__n




m__m

b__b





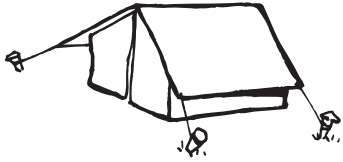






d__d

d__ck



Missing Blends


Directions: Fill in the circle beside the missing blend in each word.

<p>__ain</p>  <p><input type="radio"/> sk <input type="radio"/> tr <input type="radio"/> pr</p>	<p>__an</p>  <p><input type="radio"/> sl <input type="radio"/> sm <input type="radio"/> sw</p>	<p>te__</p>  <p><input type="radio"/> sk <input type="radio"/> nt <input type="radio"/> ng</p>
<p>__ate</p>  <p><input type="radio"/> sk <input type="radio"/> sm <input type="radio"/> cr</p>	<p>__ate</p>  <p><input type="radio"/> pl <input type="radio"/> pr <input type="radio"/> sp</p>	<p>__ide</p>  <p><input type="radio"/> sk <input type="radio"/> cl <input type="radio"/> sl</p>
<p>__ail</p>  <p><input type="radio"/> ng <input type="radio"/> sn <input type="radio"/> st</p>	<p>__ess</p>  <p><input type="radio"/> pr <input type="radio"/> dr <input type="radio"/> nd</p>	<p>de__</p>  <p><input type="radio"/> st <input type="radio"/> nd <input type="radio"/> sk</p>


Finding Nouns

A **noun** names a person, place, or thing.


Directions: Circle two nouns in each sentence below. The first one is done for you.




The pig has a curly tail.




The hen is sitting on her nest.




A horse is in the barn.



The goat has horns.



The cow has a calf.



The farmer is painting the fence.

What Is a Verb?


A **verb** is an action word. A verb tells what a person or thing does.

Example: Jane **reads** a book.

Directions: Circle the verb in each sentence below.




Two tiny dogs dance.



The bear climbs a ladder.




The clown falls down.

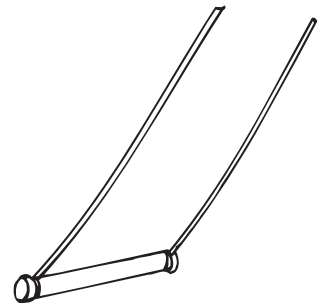


A tiger jumps through a ring.

A boy eats popcorn.



A woman swings on a trapeze.




Words That Describe

Directions: Circle the describing word in each sentence. Draw a line from the sentence to the picture.

1. The hungry dog is eating.




2. The tiny bird is flying.



3. Horses have long legs.



4. She is a fast runner.



5. The little boy was lost.



We're the Same!

Words that mean the **same** thing, or close to the same thing, are called **synonyms**.

Directions: Write a word from the word list that has the same meaning as each word below.

Word List

bright

hop

dad


fast

pretty

plate

silly


center



sunny



beautiful




middle



dish



quick



jump



goofy




father

Oops! It's Opposite Day!

Oppie woke up early one morning to discover it was Opposite Day! Everything was opposite! Oppie got dressed, and all his clothes went on backwards!

Directions: Help Oppie by circling the word in each row that has the **opposite** meaning of the first word.

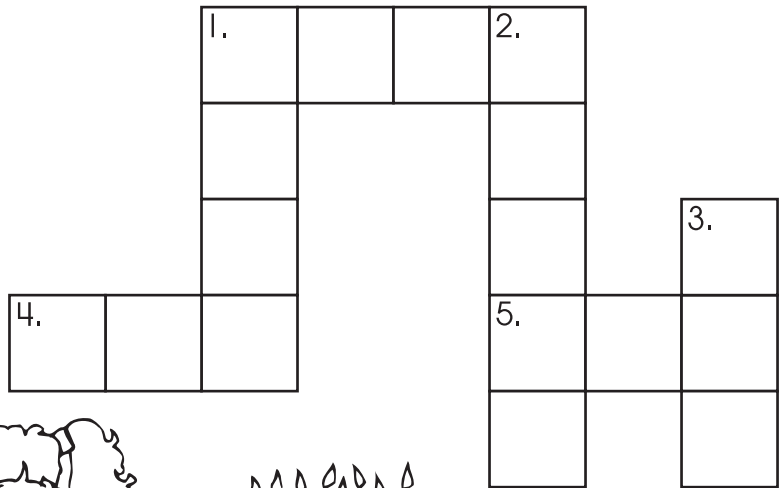


pull	push	pillow	grab
fast	burger	danger	slow
thin	fat	tall	skinny
break	fix	hold	glue
harm	ham	cold	help
winter	February	summer	fall
loser	bad	teacher	winner

Homonyms

Directions: Jane is having a birthday party. Complete each sentence with a homonym from the box. Then, write the word in the puzzle.

- | | |
|-------|-------|
| blew | son |
| blue | two |
| too | to |
| sun | write |
| right | bee |
| be | knew |
| new | |



Across:

- Jane _____ out the candles.
- Two days ago, she was stung by a _____.
- But after _____ days, she felt better.

Down:


- She has on a _____ dress for her party.
- She will _____ a letter to her grandma.
- Jane is a girl, so she is not a _____.

Make Compound Words


Some short words can be put together to make one new word. The new word is called a **compound word**.

cow + hand = cowhand

Directions: Look at each pair of pictures and words below. Join the two words to make a compound word. Write it on the line.



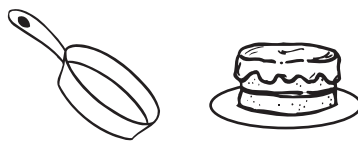
rain + coat =



door + bell =



dog + house =



pan + cake =



horse + shoe =


Making Nouns Plural

A **plural noun** means more than one. Add **s** to most nouns to make plural nouns.


Example: Penny has one **dog**.

Jerry has two **dogs**.

Directions: Write the plural form of the nouns below.




flower




girl




squirrel



toy



wagon



turtle

One Is Not Enough!

A plural noun means more than one. To make nouns that end in **x**, **s**, **ss**, **sh**, or **ch** plural, add **es**.

Example: Barry filled one **box** with sand.
Barry filled four **boxes** with sand.

Directions: Write the plural form of each noun below.


peach



brush




fox




dress



bus



watch



Sentences

Sentences begin with capital letters.

Directions: Read the sentences and write them below. Begin each sentence with a capital letter.

Example: the cat is fat.

The cat is fat.



my dog is big.




the boy is sad.



bikes are fun!



dad can bake.




Surprising Sequence

Some sentences show a strong feeling and end with an **exclamation mark (!)**. A surprising sentence may be only one or two words showing fear, surprise, or pain, such as "Oh, no!"

Directions: Put a **period** at the end of the sentences that tell something. Put an **exclamation mark** at the end of the sentences that show a strong feeling. Put a **question mark** at the end of the sentences that ask a question.

1. The cheetah can run very fast
2. Wow
3. Look at that cheetah go
4. Can you run fast
5. Oh, my
6. You're faster than I am
7. Let's run together
8. We can run as fast as a cheetah
9. What fun
10. Do you think cheetahs get tired



Classification

Directions: Draw an **X** on the picture that does **not** belong in each group.

Fruit




apple



peach



corn



watermelon


Wild Animals




bear



kitten




gorilla




lion


Pets




cat



goldfish



elephant




dog

Flowers



grass



rose




daisy



tulip

Sequencing

Directions: Look at the picture story. Read the sentences. Then, write **1**, **2**, **3**, or **4** by each sentence to show the order of the story.



Ben rides the bus. _____

Ben leaves his house. _____

Ben is at the bus stop. _____

Ben gets on the bus. _____

Comprehension

Directions: Read the story. Write the words from the story that complete each sentence.

Jane and Bill like to play in the rain. They take off their shoes and socks. They splash in the puddles. It feels cold! It is fun to splash!



Jane and Bill like to _____.

They take off their _____.

They splash in _____.

Do you like to splash in puddles? Yes No

Critical Thinking

Directions: Use your reading skills to answer each riddle. Unscramble the word to check your answer. Write the correct word on the line.

I am a ruler, but I have two feet, not one.

I am a _____.

(ngik)

I am very bright, but that doesn't make me smart.

I am the _____.

(uns)

You can turn me around, but I won't get dizzy.

I am a _____.

(eky)

I can rattle, but I am not a baby's toy.

I am a _____.

(nekas)

I will give you milk, but not in a bottle.

I am a _____.

(ocw)

I smell, but I have no nose.

I am a _____.

(oerflw)

Picture This!

Directions: Look at the picture. Circle and write the best title on the lines below.

B-r-r-r, It's Cold!

Bears and Birds

Asleep for the Winter

Bears Go Shopping



Fishing

Our New Fish

The Pet Store

Fish and Chips




Spring Cleaning

My New Toy

Saturday Fun

New Shoes



Caitlin Uses Context Clues

When you read, it is important to know about context clues.

Context clues can help you figure out the meaning of a word or a missing word just by looking at the **other words** in the sentence.

Directions: Read each sentence below. Circle the context clues, or other words in the sentence that give you hints about the meaning. Choose the answer that fits in each blank. Write it on the line. The first one is done for you.


It was so hot outside that I decided I would go to the beach and _____ **swim** _____.

play

laugh

shovel

swim



“Swim” is the correct answer because of the context clues “hot” and “beach.” Now you try.

1. Last night I went to bed very late and now I feel _____.

happy

hungry

tired

yawn

2. When I broke my mom’s favorite vase she was _____.

worried

nice

magic

angry



3. The clown looked very _____ wearing a tiny pink tutu!

silly

smart

orange

light



Starfish

A starfish is not really a fish. It is an animal. It belongs to a group of animals that have skin that is tough and covered with sharp bumps called *spines*.

Starfish live in the ocean.

Most starfish have five "arms" going out from the main body. This makes them look like stars. The mouth of a starfish is

on the underside of its body. A starfish can eat in two different ways. It can take food in through its mouth and eat it. It can also eat by pushing its stomach out of its mouth and wrapping it around the food.

If an arm breaks off the starfish, it can grow a new one.

Directions: Read the statements. Decide if each is a fact or an opinion. Write **F** for fact and **O** for opinion.

_____ 1. It would be fun to feel a starfish.


_____ 2. A starfish would be a good pet.

_____ 3. If a starfish's arm breaks off, it can grow a new one.

_____ 4. Starfish look pretty.

_____ 5. Starfish live in the ocean.

_____ 6. Starfish have tough skin with spines.



ABC Order

Sometimes, words are put in **ABC order**. That means that if a word starts with **a**, it comes first. If it starts with **b**, it comes next, and so on in the order of the alphabet.


Directions: Circle the first letter of each word below. Then, put the words in **ABC** order. The first one is done for you.



car




bird



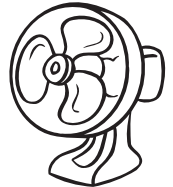
moon



two



nest



fan

bird

car



card



dog



pig



bike



sun



pie

Beginning Sounds

Directions: Write the letter that makes the beginning sound for each picture.










 _ar	 _ipper	 _kite
 _etter	 _oat	 _ose
 _un	 _ouse	 _urtle
 _est	 _jar	 _og

4

How Does It End?

Ending consonants are the sounds that come at the end of words.


Directions: Write a letter from the box to complete each word.

m k b n p r l d g		
 drum	 star	 bed
 tail	 bib	 log
 fan	 mop	 book

5

Consonant Review

Directions: One letter is missing in each word. Write the missing letter on the line.












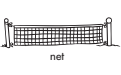
 _og	 _ox	 _sun
 _hen	 _tulip	 _top
 _log	 _leaf	 _wagon

6

Long Vowels

Directions: Circle the word if it has a long vowel sound.











Remember: A long vowel says its name.

 feet	 snake	 cup
 hose	 tie	 hat
 dog	 rake	 bug
 bone	 bib	 net

7

Review










Directions: Write a vowel on each line to complete each word.

a	e	i	o	u
 c_a_t	 b_i_k_e			
 sm_o_k_e	 tr_e_e			
 c_u_b	 p_i_n			
 m_o_m	 b_i_b			
 d_a_d	 d_u_c_k			

8

Missing Blends

Directions: Fill in the circle beside the missing blend in each word.







_an  <input type="radio"/> sk <input checked="" type="radio"/> tr <input type="radio"/> pr	_an  <input type="radio"/> si <input type="radio"/> sm <input checked="" type="radio"/> sw	te_  <input type="radio"/> sk <input checked="" type="radio"/> nt <input type="radio"/> ng
_ate  <input checked="" type="radio"/> sk <input type="radio"/> sm <input type="radio"/> cr	_ate  <input checked="" type="radio"/> pl <input type="radio"/> pr <input type="radio"/> sp	_ide  <input type="radio"/> sk <input type="radio"/> cl <input checked="" type="radio"/> sl
_oil  <input type="radio"/> ng <input checked="" type="radio"/> sn <input type="radio"/> st	_ess  <input type="radio"/> pr <input checked="" type="radio"/> dr <input type="radio"/> nd	de_  <input type="radio"/> st <input type="radio"/> nd <input checked="" type="radio"/> sk

9

Finding Nouns

A noun names a person, place, or thing.

Directions: Circle two nouns in each sentence below. The first one is done for you.

 The pig has a curly tail.	 The hen is sitting on her nest.
 A horse is in the barn.	 The goat has horns.
 The cow has a calf.	 The farmer is painting the fence.

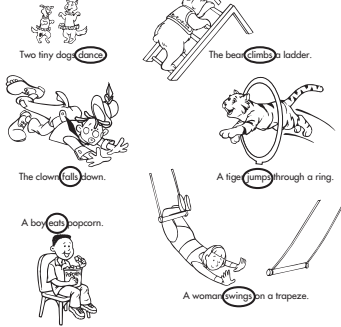
10

What Is a Verb?

A **verb** is an action word. A verb tells what a person or thing does.

Example: Jane **reads** a book.

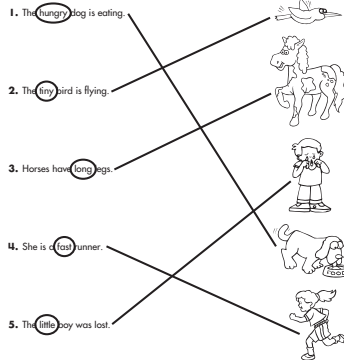
Directions: Circle the verb in each sentence below.



11

Words That Describe

Directions: Circle the describing word in each sentence. Draw a line from the sentence to the picture.




12

We're the Same!

Words that mean the **same** thing, or close to the same thing, are called **synonyms**.

Directions: Write a word from the word list that has the same meaning as each word below.

Word List			
bright	hop	dad	fast
pretty	plate	silly	center



13

Oops! It's Opposite Day!

Oppie woke up early one morning to discover it was Opposite Day! Everything was opposite! Oppie got dressed, and all his clothes went on backwards!

Directions: Help Oppie by circling the word in each row that has the **opposite** meaning of the first word.




pull	push	pillow	grab
fast	burger	danger	slow
thin	fat	tall	skinny
break	fix	hold	glue
harm	ham	cold	help
winter	February	summer	fall
loser	bad	teacher	winner

14

Homonyms

Directions: Jane is having a birthday party. Complete each sentence with a homonym from the box. Then, write the word in the puzzle.

blew	son
blue	two
too	to
sun	write
right	bee
be	knew
new	



Across:

- Jane _____ out the candles.
- Two days ago, she was stung by a _____.
- But after _____ days, she felt better.

Down:

- She has on a _____ dress for her party.
- She will _____ letter to her grandma.
- Jane is a girl, so she is not a _____.

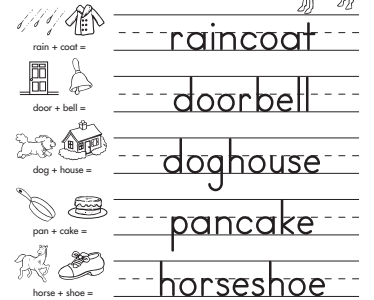
15

Make Compound Words

Some short words can be put together to make one new word. The new word is called a **compound word**.

cow + hand = cowhand

Directions: Look at each pair of pictures and words below. Join the two words to make a compound word. Write it on the line.









16

Making Nouns Plural

A **plural noun** means more than one. Add **s** to most nouns to make plural nouns.

Example: Penny has one **dog**.
Jerry has two **dogs**.

Directions: Write the plural form of the nouns below.

 flower	 girl
flowers	girls
 squirrel	 toy
squirrels	toys
 wagon	 turtle
wagons	turtles







17

One Is Not Enough!

A plural noun means more than one. To make nouns that end in **x, s, ss, sh,** or **ch** plural, add **es**.

Example: Barry filled one **box** with sand.
Barry filled four **boxes** with sand.

Directions: Write the plural form of each noun below.

 peach	 brush
peaches	brushes
 fox	 dress
foxes	dresses
 bus	 watch
buses	watches

18

Sentences

Sentences begin with capital letters.

Directions: Read the sentences and write them below. Begin each sentence with a capital letter.

Example: the cat is fat.

The cat is fat. 

my dog is big. 

My dog is big. 

the boy is sad. 

The boy is sad. 

bikes are fun! 

Bikes are fun! 

dad can bake. 

Dad can bake. 

19

Surprising Sequence

Some sentences show a strong feeling and end with an **exclamation mark (!)**. A surprising sentence may be only one or two words showing fear, surprise, or pain, such as "Oh, no!"

Directions: Put a **period** at the end of the sentences that tell something. Put an **exclamation mark** at the end of the sentences that show a strong feeling. Put a **question mark** at the end of the sentences that ask a question.

- The cheetah can run very fast.
- Wow!
- Look at that cheetah go!
- Can you run fast?
- Oh, my!
- You're faster than I am.
- Let's run together.
- We can run as fast as a cheetah.
- What fun!
- Do you think cheetahs get tired?





20







Classification

Directions: Draw an **X** on the picture that does **not** belong in each group.





Fruit

			
apple	peach	corn	watermelon





Wild Animals

			
bear	kitten	gorilla	lion

Pets

			
cat	goldfish	elephant	dog





Flowers

			
grass	rose	daisy	tulip

21

Sequencing

Directions: Look at the picture story. Read the sentences. Then, write **1, 2, 3,** or **4** by each sentence to show the order of the story.

Ben rides the bus. 4

Ben leaves his house. 1

Ben is at the bus stop. 2

Ben gets on the bus. 3

22

Comprehension

Directions: Read the story. Write the words from the story that complete each sentence.

Jane and Bill like to play in the rain. They take off their shoes and socks. They splash in the puddles. It feels cold! It is fun to splash!



Jane and Bill like to play in the rain

They take off their shoes and socks

They splash in the puddles

Do you like to splash in puddles? Yes No **Answers will vary.**

23

Critical Thinking

Directions: Use your reading skills to answer each riddle. Unscramble the word to check your answer. Write the correct word on the line.

I am a ruler, but I have two feet, not one.

I am a king
(ngik)

I am very bright, but that doesn't make me smart.

I am the sun
(uns)

You can turn me around, but I won't get dizzy.

I am a key
(eky)

I can rattle, but I am not a baby's toy.

I am a snake
(nekas)

I will give you milk, but not in a bottle.

I am a cow
(ocw)

I smell, but I have no nose.

I am a flower
(aerflw)

24

Picture This!

Directions: Look at the picture. Circle and write the best title on the lines below.

Brrr, It's Cold!
Asleep for the Winter
Asleep for the Winter



Fishing
The Pet Store
Our New Fish



Spring Cleaning
Saturday Fun
Spring Cleaning



25

Caitlin Uses Context Clues

When you read, it is important to know about context clues. **Context clues** can help you figure out the meaning of a word or a missing word just by looking at the **other words** in the sentence.

Directions: Read each sentence below. Circle the context clues, or other words in the sentence that give you hints about the meaning. Choose the answer that fits in each blank. Write it on the line. The first one is done for you.

It was so hot outside that I decided I would go to the beach and swim.
play laugh shovel swim

"Swim" is the correct answer because of the context clues "hot" and "beach." Now you try.

1. Last night I went to bed very tired and now I feel tired.

happy hungry tired yawn

2. When breaks my mom's favorite vase she was angry.

worried nice magic angry

3. The clown looked very silly wearing a tiny pink tube.

silly smart orange light



26

Starfish

A starfish is not really a fish. It is an animal. It belongs to a group of animals that have skin that is tough and covered with sharp bumps called spines.

Starfish live in the ocean.

Most starfish have five "arms" going out from the main body. This makes them look like stars. The mouth of a starfish is

on the underside of its body. A starfish can eat in two different ways. It can take food in through its mouth and eat it. It can also eat by pushing its stomach out of its mouth and wrapping it around the food.

If an arm breaks off the starfish, it can grow a new one.

Directions: Read the statements. Decide if each is a fact or an opinion. Write **F** for fact and **O** for opinion.

1. It would be fun to feel a starfish.

2. A starfish would be a good pet.

3. If a starfish's arm breaks off, it can grow a new one.

4. Starfish look pretty.

5. Starfish live in the ocean.

6. Starfish have tough skin with spines.



27

ABC Order

Sometimes, words are put in **ABC order**. That means that if a word starts with **a**, it comes first. If it starts with **b**, it comes next, and so on in the order of the alphabet.

Directions: Circle the first letter of each word below. Then, put the words in **ABC order**. The first one is done for you.

ir rd an oo st in

bird moon fan
car two nest

rd g t e n e

card bike pie
dog pig sun

28