

Fisher-Price



Learning Fun!

Thinking Logically
Rhyming Words



Money Awareness, Letter Order

Fisher-Price®

Learning Fun!


LittlePeople®

Kindergarten II



Modern Publishing
A Division of Unisystems, Inc.
New York, NY 10022
Printed in the U.S.A.
Series UPC: 49400

Fisher-Price, Little People, and related trademarks, copyrights and character designs are used under license from Fisher-Price, Inc., a subsidiary of Mattel, Inc., East Aurora, NY 14052 U.S.A. ©2004, 2005 Mattel, Inc. All Rights Reserved.

Manufactured for and distributed by Modern Publishing,
a division of Unisystems, Inc., New York, New York 10022

Copyright ©2004, 2005 Modern Publishing, a division of Unisystems, Inc.

®Honey Bear Books is a trademark owned by Honey Bear Productions, Inc.,
and is registered in the U.S. Patent and Trademark Office.

No part of this book may be reproduced or copied in any form
without written permission from the publisher. All Rights Reserved.

Printed in the U.S.A.

NOTE TO PARENTS / CAREGIVERS

Dear Parents/Caregivers:

You can help your children get a solid head start through early learning with this Fisher-Price® Little People® Kindergarten Learning Pad!

As your child's first and most important teacher, you can encourage his or her love of learning by participating in learning activities at home. Working together on the activities in this Fisher-Price® Little People® Kindergarten Learning Pad will help your child gain confidence and develop learning skills that will be crucial as he or she grows and begins school.

Help make your time together enjoyable and rewarding by following these suggestions:

- Choose a quiet time when you and your child are relaxed.
- Provide a selection of writing tools (pens, pencils, crayons).
- Discuss each page. Help your child relate the concepts in the book to everyday experiences.
- Work on only a few pages at a time. Do not attempt to complete each page if your child becomes tired or loses interest.
- Praise your child's efforts.


This title teaches the following essential skills:

- Fine motor skill development
- Eye/hand coordination
- Noticing details and recognizing differences
- Classifying and thinking logically
- Identifying shapes and patterns
- Counting and comparing sets
- Recognizing and writing numbers
- Reading, tracing, writing, and sounding out letters
- Alphabetical order

Look for all of the Fisher-Price® Little People® Learning Fun! Pads:

- Preschool I
- Preschool II
- Kindergarten I
- Kindergarten II

Michael, Maggie, Sarah Lynn, Sonya Lee and Eddie are reading books at the library. Look closely at the two pictures. Then circle six things from the top picture that are missing from the bottom picture.




Skills: Noticing details; Recognizing differences; Visual memory

Some things are wrong here!
Circle five things in the picture that are wrong.




Skills: Noticing details; Thinking logically

Help Sarah Lynn find her way to the swing by following the correct path through the maze.




Skills: Visual perception; Developing fine motor skills

Look at the pictures on this page.
Draw lines to connect the objects that belong together.






Skills: Classifying; Thinking logically

Look at each picture at the top of the page.
Look at the pictures below.
Decide where each belongs.
Draw lines to connect what belongs together.




Skills: Classifying; Thinking logically; Developing fine motor skills

Tell a story with pictures.
Look at the two pictures at the top of the page.
Then draw a picture to show what will happen next.



Skills: Sequencing; Thinking logically; Developing fine motor skills

Look at the pictures on this page.
Circle the pictures that show things that
are done indoors.
Underline the pictures that show things
that are done outdoors.



Skills: Thinking logically

Read the clues.
Then draw lines to connect each name to the correct person.

Eddie is going down the slide.
Michael is wearing a hat.
Sarah Lynn is on the swing.
Sonya Lee is holding a cat in her lap.
Maggie is going across the monkey bars.

Maggie

Eddie

Michael


Sarah Lynn

Sonya Lee



Skills: Thinking logically; Problem solving; Drawing conclusions

Sarah Lynn is taking a walk.
Use the color code to color the picture.



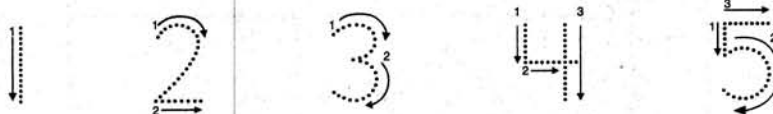

Skills: Recognizing numbers; Recognizing colors


It's time to line up for school.
Put an X above the first person on line.
Draw a star above the second person on line.
Circle the third person on line.
Draw a line under the fourth person on line.
Draw a square above the fifth person on line.




Skills: Recognizing ordinal numbers; Developing vocabulary

Eddie and Michael are going fishing.
 Look at the numbers below and trace them.
 Write the numbers on the lines.
 Then help Eddie count the fish by writing a
 number on each fish.







Skills: Counting; Recognizing numerals; Writing numbers 1 to 10

Eddie and Maggie are having a race.
To find out who wins, you will need a die,
a pencil and two players.
Take turns rolling the die.
Trace the number that matches the
number on the top side of the die.
The winner is the one who traces all of
his or her numbers first.




1	
2	
3	
4	
5	
6	

Finish

Skills: Counting; Identifying and writing numbers 1 to 6

Help Sonya Lee sort the mail.
Circle the small envelopes.
Underline the middle-sized envelopes.
Draw a box around the large envelopes.









Skills: Making comparisons; Sorting by size

Michael is on a baseball team.
Michael's team has numbers less than ten on their uniforms.
Color these red.
The other team has numbers greater than ten on their uniforms.
Color these blue.



Skills: Recognizing numbers; Understanding greater than and less than

Help Sonya Lee and Sarah Lynn
frost cupcakes.
Color the frosting on the larger
cupcake in each pair pink.
Color the frosting on the smaller
cupcake in each pair brown.



Skills: Developing vocabulary; Making comparisons


Freddie has jumped out of Eddie's pocket.
Help Eddie get to Freddie.
Look at each set of paths.
Trace the path that is shorter.
Cross out the path that is longer.




Skills: Developing vocabulary; Comparing length

Measure how long each airplane is.
 Count and trace the numbers to find how
 many squares long it is.
 Then write the number on the line.

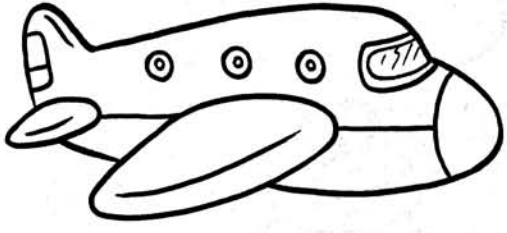
1	2	3	4	5
---	---	---	---	---




1	2	3	4	5
---	---	---	---	---



1	2	3	4	5
---	---	---	---	---









1	2	3	4	5
---	---	---	---	---



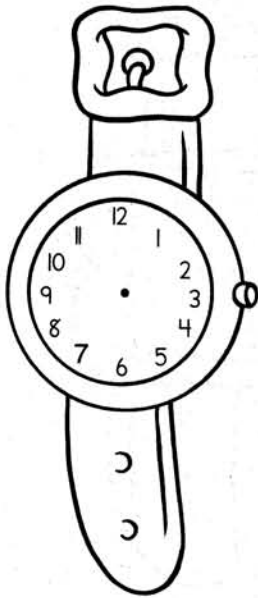
Skills: Measuring length; Counting; Writing numbers

Look at the numbers on each watch.
The little hand points to the hour.
Write the time.

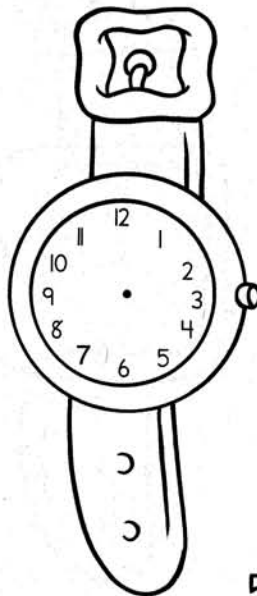


Skills: Time awareness; Telling time to the hour

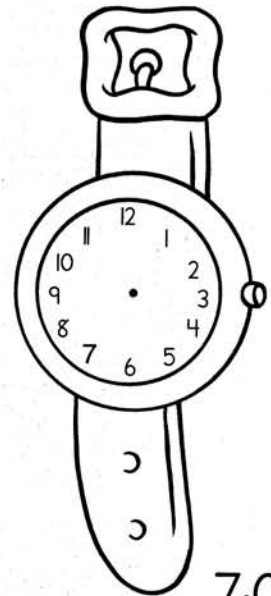
Look at the time.
Draw the hands on each watch to
show the correct time.



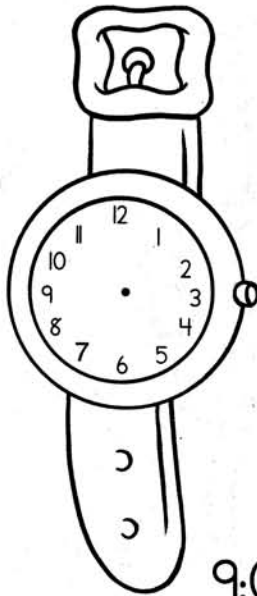
2:00



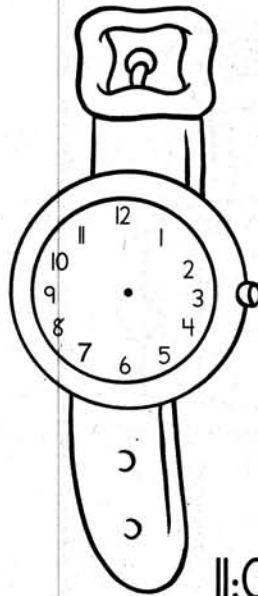
5:00



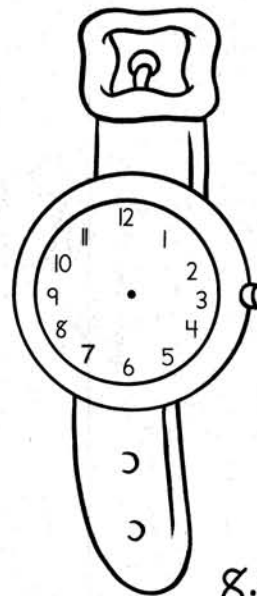
7:00



9:00



11:00



8:00

Skills: Time awareness; Showing time to the hour; Developing fine motor skills

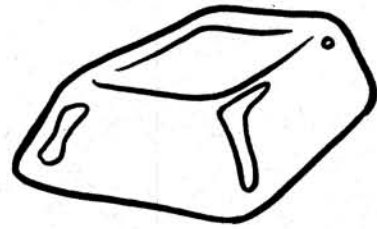
A penny is worth one cent.
 Circle the number of pennies you would
 need to buy each kind of candy.

$$1\text{¢} = 1\text{¢}$$

$$1\text{¢} = 1\text{¢}$$




10¢



8¢



5¢



7¢


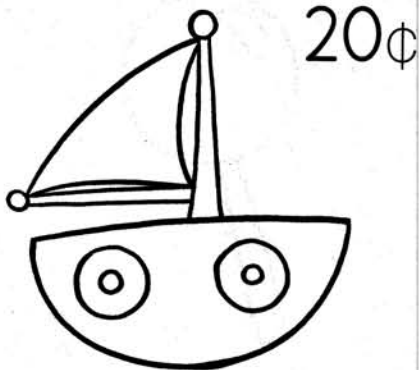
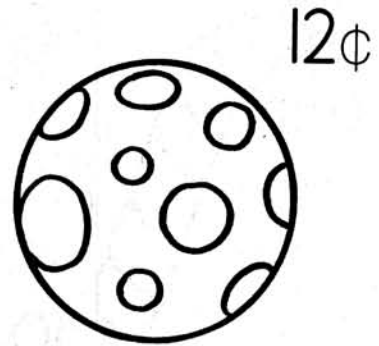



Skills: Money awareness; Understanding the value of a penny

A nickel is worth five cents.
 A nickel is the same as five pennies.
 Circle the number of coins you would need to buy each toy.



$$5\text{¢} = 5\text{¢}$$

$$5\text{¢} = 1\text{¢} + 1\text{¢} + 1\text{¢} + 1\text{¢} + 1\text{¢}$$



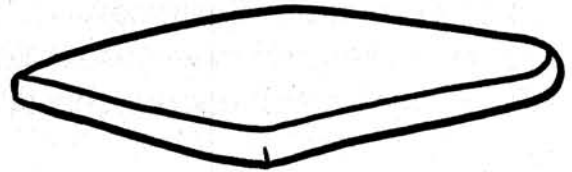
Skills: Money awareness; Understanding the value of a penny and a nickel

Sonya Lee loves to go to the zoo and watch the turtles.
Look at the backs of the turtles.
Color the turtles with lowercase letters green.
Color the turtles with uppercase letters blue.



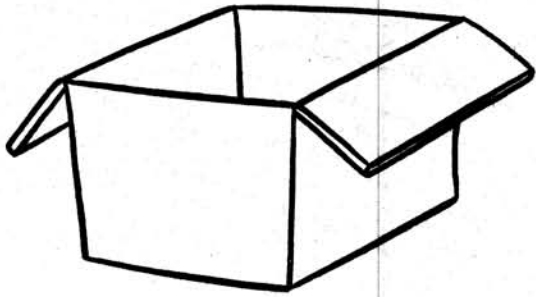


Skills: Distinguishing uppercase and lowercase letters; Recognizing letters

Mat is in the **_at** family.
There are lots of words in the **_at** family.
Look at the pictures.
Circle the ones whose names rhyme with
mat and are in the **_at** family.



mat

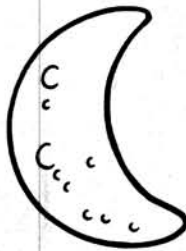



Skills: Recognizing word families; Developing fine motor skills; Visual perception

Van is in the **_an** family.
There are lots of words in the **_an** family.
Look at the pictures.
Circle the ones whose names rhyme with
van and are in the **_an** family.





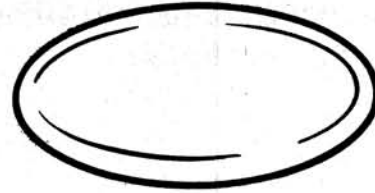
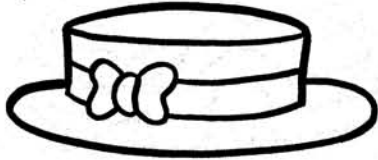


van



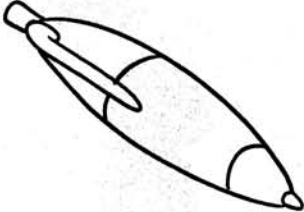








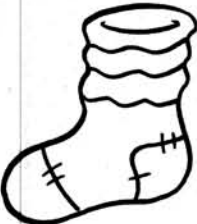


Skills: Recognizing word families; Developing fine motor skills; Visual perception

Look at the pictures below.
Draw lines to match the pictures whose names rhyme.



Skills: Recognizing rhyming words; Auditory discrimination

Look at the picture in the beginning of each row.
 A row goes across.
 Say its name.
 Circle the picture in the same row whose name
 rhymes with it.


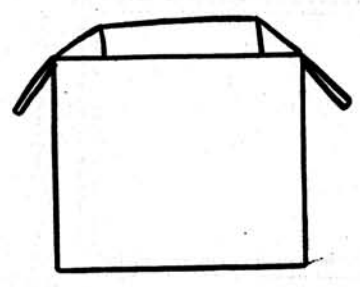



Skills: Recognizing rhyming words; Auditory discrimination

Each person has his or her very own shadow!
Draw lines to match up each person to his or her correct shadow.




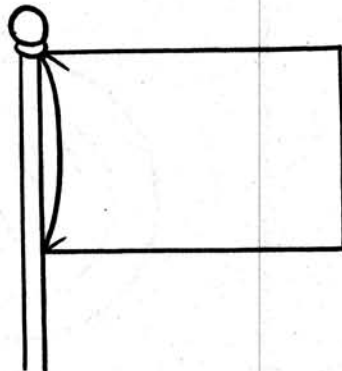

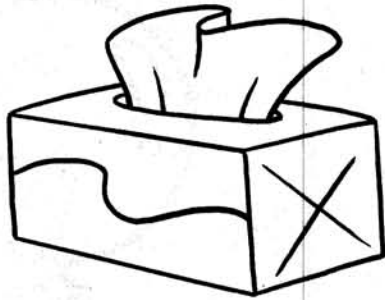
Skills: Matching; Recognizing similarities

Look at each picture.
Draw an X on the circles.
Circle the squares.




Skills: Recognizing shapes; Building vocabulary

Look at each picture.
Find the rectangles.
Put an X on them.
Find the triangles.
Draw a circle around them.



Skills: Recognizing shapes; Building vocabulary

It's time for fun at the playground!
Use the code to color the picture.



A = red	E = brown
B = blue	F = pink
C = green	G = black
D = yellow	H = orange

Skills: Distinguishing colors; Letter recognition


Look at the pictures in each row.
A row goes across.
Circle the first picture in each row.
Then trace and write the word "first."



first

Skills: Recognizing ordinal numbers (first); Position; Building and writing vocabulary


Look at the pictures in each row.
A row goes across.
Circle the second picture in each row.
Then trace and write the word "second."



second

Skills: Recognizing ordinal numbers (second); Position; Building and writing vocabulary

Look at the pictures in each row.
A row goes across.
Circle the third picture in each row.
Then trace and write the word "third."



third

Blank handwriting lines for practicing the word "third".

Skills: Recognizing ordinal numbers (third); Position; Building and writing vocabulary

Sonya Lee is visiting Farmer Jed.
Look at the pictures and read the words.
Then practice writing the words.



barn


horse

chicken

cow






Skills: Categorizing; Building and writing vocabulary

Look at each set of flowers.
What number comes in between?
Write the missing number.



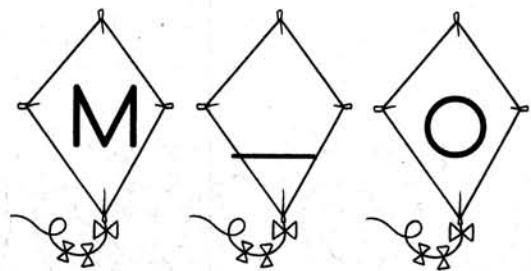
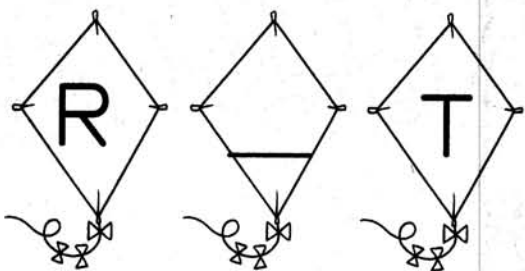
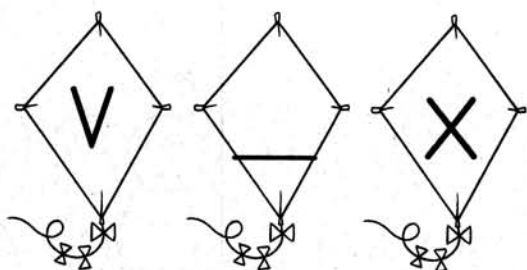
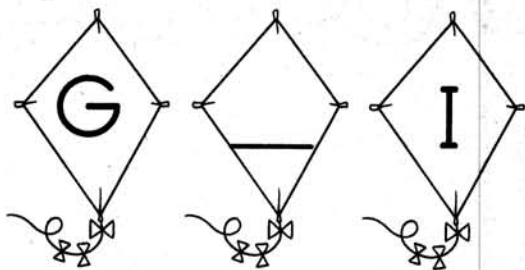
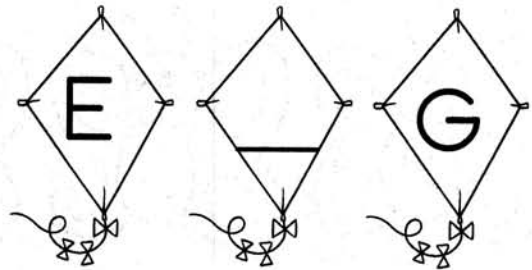
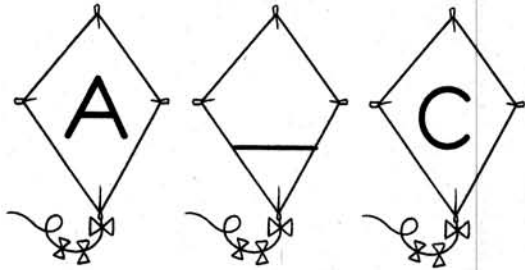
Skills: Number order; Recognizing numbers

Look at each set of suns.
What number comes in between?
Write the number.







Skills: Number order; Recognizing numbers

Look at each set of kites.
What letter comes in between?
Write the missing letter.



Skills: Letter order; Recognizing uppercase letters

Look at each set of butterflies.
What letter comes in between?
Write the missing letter.



Skills: Letter order; Recognizing lowercase letters

What is Sarah Lynn doing?
 Solve the mystery!
 Use the code at the top of the page
 to figure out the words below.
 Write the letters on the lines.

1	2	3	4	5	6	7	8	9	10	11
A	N	I	L	E	H	T	R	W	G	S



9 8 3 7 3 2 10

1


4 5 7 7 5 8

Skills: Recognizing letters and symbols; Making associations; Writing letters

Answers

Page 4

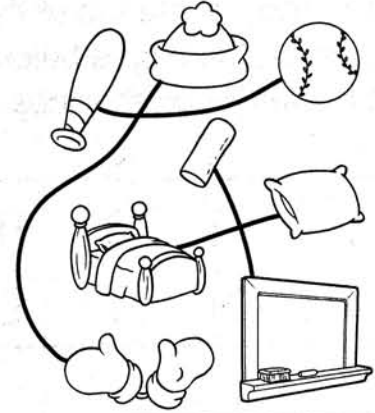
Michael, Maggie, Sarah Lynn, Sonya Lee and Eddie are reading books at the library. Look closely at the two pictures. Then circle six things from the top picture that are missing from the bottom picture.



Skill: Noticing details; Recognizing differences; Visual memory

Page 7

Look at the pictures on this page. Draw lines to connect the objects that belong together.



Skill: Classifying; Thinking logically

Page 5


Some things are wrong here! Circle five things in the picture that are wrong.



Skill: Noticing details; Thinking logically

Page 8


Look at each picture at the top of the page. Look at the pictures below. Decide where each belongs. Draw lines to connect what belongs together.



Skill: Classifying; Thinking logically; Developing fine motor skills

Page 6

Help Sarah Lynn find her way to the swing by following the correct path through the maze.



Skill: Visual perception; Developing fine motor skills

Page 10

Look at the pictures on this page. Circle the pictures that show things that are done indoors. Underline the pictures that show things that are done outdoors.




Skill: Thinking logically

Answers

Page 11

Read the clues.
Then draw lines to connect each name to the correct person.

Eddie is going down the slide.
Michael is wearing a hat.
Sarah Lynn is on the swing.
Sonya Lee is holding a cat in her lap.
Maggie is going across the monkey bars.



Skills: Thinking logically, Problem solving, Drawing conclusions

Page 16

Help Sonya Lee sort the mail.
Circle the small envelopes.
Underline the middle-sized envelopes.
Draw a box around the large envelopes.



Skills: Making comparisons, Sorting by size

Page 13

It's time to line up for school.
Put an X above the first person on line.
Draw a star above the second person on line.
Circle the third person on line.
Draw a line under the fourth person on line.
Draw a square above the fifth person on line.



Skills: Recognizing ordinal numbers, Developing vocabulary

Page 17


Michael is on a baseball team.
Michael's team has numbers less than ten on their uniforms.
Color these red.
The other team has numbers greater than ten on their uniforms.
Color these blue.



Skills: Recognizing numbers, Understanding greater than and less than

Page 18

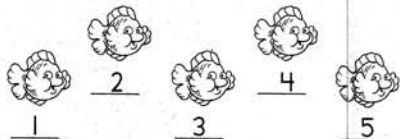
Help Sonya Lee and Sarah Lynn sort cupcakes.
Color the frosting on the larger cupcake in each pair pink.
Color the frosting on the smaller cupcake in each pair brown.



Skills: Developing vocabulary, Making comparisons

Page 14

Eddie and Michael are going fishing.
Look at the numbers below and trace them.
Write the numbers on the lines.
Then help Eddie count the fish by writing a number on each fish.



Skills: Counting, Recognizing numerals, Writing numbers 1 to 10

Page 19

Freddie has jumped out of Eddie's pocket.
Help Eddie get to Freddie.
Look at each set of paths.
Trace the path that is shorter.
Cross out the path that is longer.



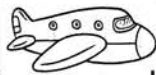



Skills: Developing vocabulary, Comparing length

Answers

Page 20



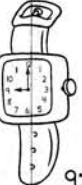



Measure how long each airplane is. Count and trace the numbers to find how many squares long it is. Then write the number on the line.

1 2 3 4 5	1 2 3 4 5
	
2	3
1 2 3 4 5	1 2 3 4 5
	
4	5

Skills: Measuring length; Counting; Writing numbers

Page 21







Look at the numbers on each watch. The little hand points to the hour. Write the time.

		
1:00	3:00	9:00
		
6:00	4:00	10:00

Skills: Time awareness; Telling time to the hour

Page 22



Look at the time. Draw the hands on each watch to show the correct time.



		
2:00	5:00	7:00
		
9:00	11:00	8:00



Skills: Time awareness; Showing time to the hour; Developing fine motor skills



Page 23



A penny is worth one cent. Circle the number of pennies you would need to buy each kind of candy.

1¢ =  - 1¢
 2¢ = 

 10¢  8¢



 5¢  7¢



 



Skills: Money awareness; Understanding the value of a penny



Page 24



A nickel is worth five cents. A nickel is the same as five pennies. Circle the number of coins you would need to buy each toy.

5¢ =  = 

 27¢  12¢


 20¢  18¢


 


Skills: Money awareness; Understanding the value of a penny and a nickel


Page 25


Sonya Lee loves to go to the zoo and watch the turtles. Look at the backs of the turtles. Color the turtles with lowercase letters green. Color the turtles with uppercase letters blue.


 blue


 blue


 blue

 blue

 green

 green

 green

 green

Skills: Distinguishing uppercase and lowercase letters; Recognizing letters

Page 26

Mat is in the _at family. There are lots of words in the _at family. Look at the pictures. Circle the ones whose names rhyme with mat and one in the _at family.

 mat













Skills: Recognizing word families; Developing fine motor skills; Visual perception

Answers

Page 27


Van is in the an family.
There are lots of words in the an family.
Look at the pictures.
Circle the ones whose names rhyme with van and are in the an family.



Skills: Recognizing word families; Developing fine motor skills; Visual perception

Page 28


Look at the pictures below.
Draw lines to match the pictures whose names rhyme.



Skills: Recognizing rhyming words; Auditory discrimination

Page 29


Look at the picture in the beginning of each row.
A row goes across.
Say its name.
Circle the picture in the same row whose name rhymes with it.



Skills: Recognizing rhyming words; Auditory discrimination

Page 30


Each person has his or her very own shadow!
Draw lines to match up each person to his or her correct shadow.



Skills: Matching; Recognizing similarities

Page 31

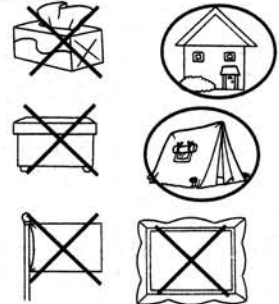
Look at each picture.
Draw an X on the circles.
Circle the squares.



Skills: Recognizing shapes; Building vocabulary

Page 32

Look at each picture.
Find the rectangles.
Put an X on them.
Find the triangles.
Draw a circle around them.



Skills: Recognizing shapes; Building vocabulary

Page 35

Look of the pictures in each row.
A row goes across.
Circle the first picture in each row.
Then trace and write the word "first."




Skills: Recognizing ordinal numbers (first); Position; Building and writing vocabulary

Answers

Page 36

Look at the pictures in each row.
A row goes across.
Circle the second picture in each row.
Then trace and write the word "second."




second second

Skills: Recognizing ordinal numbers (second); Position; Building and writing vocabulary

Page 37

Look at the pictures in each row.
A row goes across.
Circle the third picture in each row.
Then trace and write the word "third."

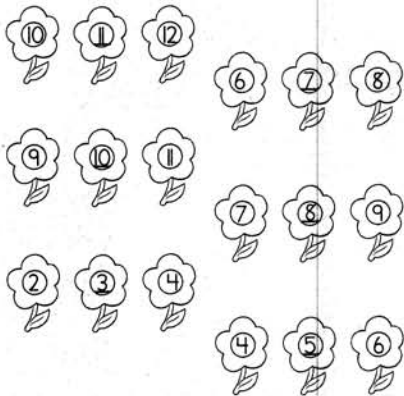


third third

Skills: Recognizing ordinal numbers (third); Position; Building and writing vocabulary

Page 39


Look at each set of flowers.
What number comes in between?
Write the missing number.



Skills: Number order; Recognizing numbers

Page 40

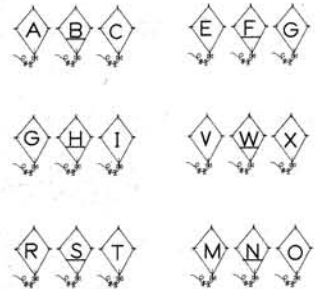
Look at each set of suns.
What number comes in between?
Write the number.



Skills: Number order; Recognizing numbers

Page 41


Look at each set of kites.
What letter comes in between?
Write the missing letter.



Skills: Letter order; Recognizing uppercase letters

Page 42

Look at each set of butterflies.
What letter comes in between?
Write the missing letter.



Skills: Letter order; Recognizing lowercase letters

Page 43

What is Sarah Lynn doing?
Solve the mystery!
Use the code at the top of the page
to figure out the words below.
Write the letters on the lines.

1	2	3	4	5	6	7	8	9	10	11
A	N	I	L	E	H	T	R	W	G	S



W R I T I N G
9 8 3 7 3 2 10
A
L E T T E R
4 5 7 7 5 8

Skills: Recognizing letters and symbols; Making associations; Writing letters

WELCOME TO A WORLD OF THINKING WITH THE LITTLE PEOPLE® CHARACTERS!

Learning at home is fundamental to a solid educational foundation. This Fisher-Price® Little People® Kindergarten II Learning Fun! Pad offers parents and caregivers the perfect tool to aid them in teaching their children basic learning skills at home.

Fisher-Price® Little People® characters and toys are featured on every tear-out page. Fun-to-do activities will hold kindergartners' interest, making it easy to learn. Easy-to-follow instructions for age-appropriate exercises encourage children to learn at their own pace. Concise explanations of the skills being taught and a clear answer key give parents and caregivers an opportunity to take an active role in their child's learning process.

Look for all of these Fisher-Price® Little People® Learning Fun! Pads:

**Preschool I
Preschool II
Kindergarten I
Kindergarten II**



**MODERN
PUBLISHING**
A DIVISION OF
UNISYSTEMS, INC.

35 YEARS

Modern Publishing
A Division of Unisystems, Inc.
New York, New York 10022
Printed in the U.S.A

Fisher-Price, Little People, and related trademarks, copyrights, and character designs are used under license from Fisher-Price, Inc., a subsidiary of Mattel, Inc., East Aurora, NY 14052 U.S.A. ©2004, 2005 Mattel, Inc. All Rights Reserved.
Manufactured for and distributed by Modern Publishing, a division of Unisystems, Inc., New York, New York 10022

Come visit our website at modernpublishing.com

ISBN 0-7666-1552-9

