

Disney
Learning

Phonics & Reading
Ages
5-7



INCLUDING
CHARACTERS
FROM YOUR
FAVOURITE
Disney PIXAR
FILMS

Phonics and Reading



- ★ Consonants
- ★ Short and Long Vowels
- ★ Parent Resources


20
REWARD
STICKERS
INSIDE

The Disney Learning series offers a unique educational approach to teaching essential skills to your child. The full-colour workbooks use a delightful Disney or Disney/Pixar character on every page to motivate young children and create exciting lessons!



Disney Learning includes:

- reading, mathematics, language, writing, and fine motor skills
- a delightful Disney or Disney/Pixar character on every page
- reward stickers
- parent resources



First published in Australia by Funtastic Limited, 2005

800 Wellington Road, Rowville
Victoria 3178, Australia

Ph: 61 3 9579 6011 Fax: 61 3 9576 4048
www.funtastic.com.au
Email: publishing@funtastic.com.au


Copyright © 2005 Disney
Copyright © 2005 Disney/Pixar
All rights reserved.

Printed and bound in Malaysia

1098765432

ITEM CODE: 88791

ISBN 174150230-6



9 781741 502305

Phonics and Reading

Table of Contents

The Alphabet		Short e	
Letters High in the Sky	2, 3	Get the Net	18
		All Mixed Up	19
Beginning Consonants		Long a	
Toy Factory	4	Tinker Bell's Magic	20
What Do You See in the Sea?	5	Jane in the Rain	21
Off to School	6		
Swinging in the Jungle	7	Long i	
		Rhyme Time	22
Ending Consonants		Snow White and the Apple	23
It's Circus Time	8, 9		
Short a		Long u	
Short on Words	10	Magic for 'u'	24
A Magic Lamp	11	Mowgli and Baloo, Too	25
Short i		Long o	
My Friends and 'i'	12	A Rose for Belle	26
Make It and Match It	13	Off They Go!	27
Short u		Long e	
Snug as a Bug	14	Too Sleepy to Help	28
Just Juggling	15	Time for Tea	29
Short o		Helping Your Child at Home	30
Hippity Hop	16	Answer Key	31, 32
Going on a Walk	17		

Letters High in the Sky

Name _____

A B C D E F G H I J K L M

The **red** letters of the alphabet are **vowels**. All of the other letters are **consonants**.

Aladdin and Princess Jasmine are high in the sky. Help them fill in the missing letters of the alphabet. Write one letter on each line.



A

B

1. _____

D

E

2. _____

G

3. _____

I

J

4. _____

L



Name _____

N O P Q R S T U V W X Y Z

M

5.

O

6.

Q

R

7.

T

U

V

8.

X

Y

9.



Toy Factory

Name _____




Help Andy pick out some toys to play with. Name each toy and write the missing letter on the line that stands for the beginning sound.

1. _____
_____ ank _____



2. _____
_____ ar _____



3. _____
_____ ocket _____



4. _____
_____ orse _____

What Do You See in the Sea?

Name _____

Help Ariel name things at the bottom of the sea. Write the letter that stands for the beginning sound of each object. Then circle the two pictures with names that begin with the same sound.

1.



2.



4.



3.



5.



Off to School

Name _____

It's Pinocchio's first day of school. See what he needs to take with him. Cut out the letters at the bottom of the page. Glue the letters to finish the name of each school supply.




2.



uler

3.




ook

1.



oney

4.



lue

m

r


g

b

Swinging in the Jungle

Name _____

Tarzan likes to swing from vines in the jungle. Look at each picture below. Circle the letter that stands for the beginning sound of each picture name.



1.



l k

2.



w z

3.



b g



4.




f i

5.



r b

6.



p s

It's Circus Time

Name _____


Come see what's under the circus tent! Say the name of each picture. Write the letter that stands for the **ending** sound of each picture name.



1.



2.



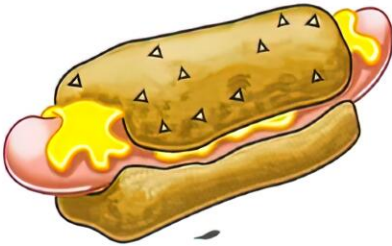
3.



4.



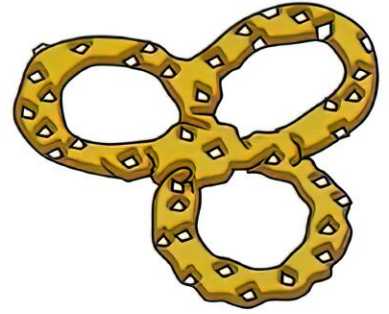
5.



6.



7.



8.



9.



10.



11.

Short on Words

Name _____

Read each sentence about the Seven Dwarfs. Choose the word that makes the most sense. Write it below the sentence.



1. Dopey wears a purple _____

fan cap ham



2. Sleepy wants to take a _____

sat man nap



3. Bashful wears a big _____

can hat mat

A Magic Lamp

Name _____

Lamp has the short **a** sound. Read the short **a** words in the box. Find and circle each short **a** word in the puzzle. Then write each word at the bottom of the page.

lamp

can

had

nap

bag

ran



l a m p r c
b o t q s a
e n b a g n
h a d f i k
x p l r a n

1. _____

2. _____

3. _____

4. _____

5. _____

6. _____

My Friends and 'i'

Name _____

The word **big** has a short **i** sound. Circle the characters' names that have the short **i** sound.



1. **Pooh**



2. **Tigger**



3. **Rabbit**



4. **Eeyore**



5. **Piglet**

Short i

Make It and Match It

Circle the word that makes the most sense.

Name _____

1. Ariel and Sebastian _____ on a rock.

sit

hit

lit



2. Ariel loves to _____.

hit

swim

miss

3. Flounder is a _____.

mitt

hill


fish

Snug as a Bug

Name _____

Francis is a bug. **Bug** has the short **u** sound.
This sound is usually made by the letter **u**.

See how many words you can rhyme with the word **bug**. Use the consonants and consonant blend to make the words.



t r h m pl

_____ **ug**

_____ **ug**

_____ **ug**

_____ **ug**

_____ **ug**

Just Juggling

Slim likes to juggle. Help Slim unscramble the letters to make the short **u** words.

Write each word on a line. The words in the box will help you.

Example: u d b bud

cup hut bug sun

g u b

u p c

u t h

u n s

Name _____



1.

2.

3.

4.

Hippity Hop

Name _____

Thumper loves to hop. **Hop** has the short **o** sound.
This sound is usually made by the letter **o**.

See how many words you can rhyme with the word **hop**. Use the consonants and consonant blends to make the words.



t

m

p

st

fl

op

op

op


op

op

Going on a Walk

Pongo and Perdita take a walk.

Circle the word that makes the most sense.



1. Pongo runs to the _____.

hot

on

log

2. Perdita walks _____ the bridge.

on

cot

spot

3. Perdita and Pongo like this _____.

mop


not

spot

Get the Net

Name _____

Let's go fishing! Just don't catch Sebastian! Say the name of each picture. If the picture name has the sound of short **e** like **net**, draw a line from the picture to the net.



All Mixed Up

Help! All the letters got mixed up. Help Tinker Bell unscramble the letters to make short **e** words. Write each word on a line. The words in the box will help you.

Example: e b l l bell

bed ten red get



erd

1.

teg

2.

edb

3.

etn


4.

Tinker Bell's Magic

Name

A long vowel sound says its name. One way to make a short vowel long is to add an **e** at the end. Help Tinker Bell use her magic to change these short **a** words into long **a** words. Then draw pictures to show the new words.


1. cap _____



2. can _____



3. tap _____



Jane in the Rain

Name _____

Jane and **rain** are long **a** words that rhyme. Look at the phrases below. Use words in the box to complete each phrase by writing a rhyming long **a** word on the line. Then draw a picture of the word.

pail **lake** **cape**



1. _____

An ape with a _____



2. _____

A tail in a _____



3. _____

A snake in a _____

Rhyme Time

Name _____

Belle is writing a poem. Help her make words that rhyme. Use the consonants given to make rhyming words that have a long **i** sound.



1

p

l

t

ie

ie

ie

2

v

n

l

f

ine

ine

ine


ine

Long i

Snow White and the Apple

Name _____

Choose the word that makes sense.
Then write the word on the line.



1 Snow White
is taking a

_____.

bite hike kite

2 The apple is

_____.

ride ripe bike

3 Will the
Prince come in

_____?

mime pine time

Magic for 'u'




Name _____

The word **blue** has the long **u** sound. Help the Blue Fairy use her magic to make other words using the long **u** sound.

Then draw a picture that shows the word.



1. m le

2. fl te



3. r ler

4. gl e



Mowgli and Baloo, Too

Name _____

Find and circle the long **u** words in the puzzle. Here's a clue—look for the letters in blue. Then write each word on a line.

f **r** **u** **i** **t**

l **o** **m** **a** **u**

u **d** **u** **c** **b**

t **g** **l** **u** **e**

e **b** **e** **k** **w**

v **s** **u** **i** **t**



1.

2.

3.

4.

5.

6.


A Rose for Belle

Read the words in the box. They all have the long **o** sound, like in the word **rose**. Look at each picture and write its name to complete the puzzle. Write one letter in each box.

boat snow rose bow

1.		2.	
3.			

Name _____



Across:



Down:



Off They Go!

Name

Go has the long **o** sound. Help Belle find the right word. Look at the words. Say them out loud. Choose the one that makes the most sense.



1

Belle is reading a _____

_____.

not vote note

2

The Beast left Belle a _____

_____.

rob rose nose

3

Belle wants to go _____

_____.

home hose hole

Too Sleepy to Help



Sleepy has the long **e** sound. Long **e** is spelled **ee** or **ea**. Sleepy is too sleepy to help, so you will need to trace an **ee** or an **ea** in the words below. Then draw a picture of each word.

Name _____





1. tr ee

2. b ee



3. s ea l

4. t ea m




Time for Tea

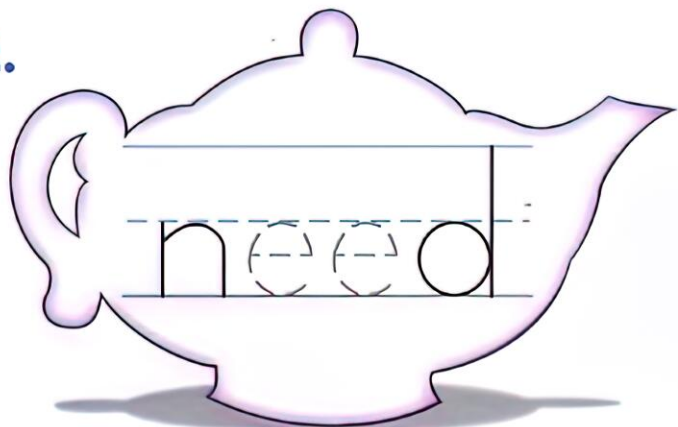
Name

The letters **ee** and **ea** stand for the long **e** sound. Trace these letters to complete the long **e** word on each teapot. Then read the words aloud.


1.




2.




3.



4.



5.





Helping Your Child at Home

Reading and Phonics

Helping your child learn how to recognise letters and sounds is an important first step in teaching him or her how to read. Once your child understands that the sounds in words can be represented with letters, he or she will be able to begin to sound out and read words. It is also important for your child to practice writing letters and words. Correctly forming letters and learning how to spell phonetic words will give your child a solid skill foundation. Here are some suggestions for helping your child learn how to read, write, and spell.

- Go on an alphabet hunt. Help your child find every letter of the alphabet in books, magazines, and newspapers in your home.
- Have your child name each family member. Ask your child what letter each name begins with.
- Play 'What's Cooking?' Help your child read the labels on food products. Ask him or her to name the vowel sound in each word. For example, eggs begins with short **e**.
- Help your child make a list of words that he or she can read independently. Use a large sheet of paper so you can add new words to it each day. Hang the list in a handy spot so your child can practice reading the words to you often.
- Praise your child's efforts ... and reward them with a sticker!

Pages 2 and 3

- 1. C 6. P
- 2. F 7. S
- 3. H 8. W
- 4. K 9. Z
- 5. N

Page 4

- 1. t
- 2. c
- 3. r
- 4. h

Page 5

- 1. b
- 2. f
- 3. p
- 4. c
- 5. b

Page 6

- 1. m
- 2. r
- 3. b
- 4. g

Page 7

- 1. l
- 2. z
- 3. b
- 4. f
- 5. b
- 6. s

Circle the boot and the bottle.

Pages 8 and 9

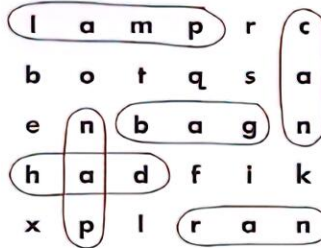
- 1. l 7. r
- 2. r 8. l
- 3. t 9. n
- 4. m 10. g
- 5. n 11. r
- 6. g

Page 10

- 1. cap
- 2. nap
- 3. hat

Page 11

- 1. lamp
- 2. can
- 3. had
- 4. nap
- 5. bag
- 6. ran



Page 12

- 2.
- 3.
- 5.

Page 13

- 1. sit
- 2. swim
- 3. fish

Page 14

- tug
- rug
- hug
- mug
- plug

Page 15

- 1. bug
- 2. cup
- 3. hut
- 4. sun

Page 16

- top
- mop
- pop
- stop
- flop

Page 17

- 1. log
- 2. on
- 3. spot

Page 18



Page 19

1. red
2. get
3. bed
4. ten

Page 20

1. cape
2. cane
3. tape

Page 21

1. cape
2. pail
3. lake

Page 22

1. pie
lie
tie
2. vine
nine
line
fine

Page 23

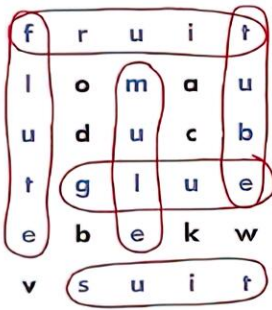
1. bite
2. ripe
3. lime

Page 24

1. mule
2. flute
3. ruler
4. glue

Page 25

1. fruit
2. flute
3. mule
4. tube
5. suit
6. glue



Page 26

Across:

1. rose
3. bow

Down:

2. snow
3. boat

Page 27

1. note
2. rose
3. home