

# Sight Word Poetry Pages

100 Fill-in-the-Blank Practice Pages That Help Kids Really Learn the Top High-Frequency Words



Name: Ivanna

Write the sight word on the lines.

Sight Word

see

## I See...

- I see a cat. 
- I see a dog. 
- I see a turtle. 
- I see a frog. 
- I see a ladybug. 
- I see a bee. 
- I see a spider. 
- A spider sees me!

Draw a spider in the web.



Name: Kenny


Write the sight word on the lines.

Sight Word

have

## I Have...

- I have 2 eyes.
- I have 1 nose.
- I have 10 fingers.
- I have 10 toes.
- I have 2 ears.
- I have 2 feet, too.
- I have 1 big smile...  
just for you!



Draw yourself.

by Rozanne Lanczak Williams

A Fun Way  
to Teach the  
Dolch Word  
List!

 SCHOLASTIC

# Sight Word Poetry Pages

**100 Fill-in-the-Blank Practice Pages That Help Kids  
Really Learn the Top High-Frequency Words**

by Rozanne Lanczak Williams



New York • Toronto • London • Auckland • Sydney  
New Delhi • Mexico City • Hong Kong • Buenos Aires

**Teaching  
Resources**

**This book is dedicated to my family.**

**-RLW**



Scholastic Inc. grants teachers permission to photocopy the reproducible pages from this book for classroom use. No other part of this publication may be reproduced in whole or in part, or stored in a retrieval system, or transmitted in any form or by any means, electronic, mechanical, photocopying, recording, or otherwise, without written permission of the publisher. For information regarding permission, write to Scholastic Inc., 557 Broadway, New York, NY 10012.

Cover and interior design by NEO Grafika  
Cover and interior art by Jane Dippold

ISBN: 0-439-55438-1  
Copyright © 2005 by Rozanne Lanczak Williams.  
Published by Scholastic Inc.  
All rights reserved.  
Printed in the U.S.A.

# Contents



<b>Introduction</b> .....	7
<b>About Sight Words</b> .....	8
<b>Using This Book</b> .....	9

Sight Word Poem	Focus Sight Word	Review Sight Words	Page
I See .....	<b>see</b> .....	a .....	13
In My Book .....	<b>the</b> .....	I, see .....	14
Colors .....	<b>a</b> .....	is, the .....	15
What Color? .....	<b>is</b> .....	a, an .....	16
I Can! .....	<b>I</b> .....	can .....	17
What Is It? .....	<b>it</b> .....	is .....	18
I Like .....	<b>like</b> .....	I .....	19
I Can Hop .....	<b>can</b> .....	I, like, a .....	20
I Like School .....	<b>to</b> .....	I, like .....	21
I Go .....	<b>go</b> .....	I, in .....	22
I Can Be Anything .....	<b>be</b> .....	I, can, a .....	23
Can You See Me? .....	<b>me</b> .....	can, you, see .....	24
I Have .....	<b>have</b> .....	I .....	25
Can You See a Rainbow? .....	<b>you</b> .....	can, see .....	26
Please Do! .....	<b>do</b> .....	the, your .....	27
I Am .....	<b>am</b> .....	I, a .....	28
What Am I? .....	<b>not</b> .....	I, am, a .....	29
Lots of Boxes .....	<b>of</b> .....	I, have, a .....	30
By the River .....	<b>by</b> .....	you, can, the .....	31
Mix the Soup! .....	<b>in</b> .....	the .....	32
Rain .....	<b>on</b> .....	the .....	33
Silly Rhymes .....	<b>look</b> .....	at, the, it, is, on .....	34

Sight Word Poem	Focus Sight Word	Review Sight Words	Page
What Can Fly?	<b>yes</b>	can, a, it, no	35
Good Helper	<b>my</b>	I, can	36
We're Going!	<b>call</b>	go, my	37
Here!	<b>your</b>	here, is	38
Happy Birthday!	<b>are</b>	here, too	39
I See This	<b>this</b>	I, see	40
One Little Blue Bird	<b>little</b>	in, the	41
The Wind Blows	<b>wind</b>	the	42
What Will the Weather Be?	<b>will</b>	it, be	43
What Do Kids Like?	<b>we</b>	like, to, do	44
What Day Is It?	<b>day</b>	it's, a, to	45
Please Come See	<b>come</b>	please, see, my	46
One Yummy Lunch	<b>one</b>	I, have	47
This and That	<b>that</b>	this, is, a, but	48
What Can You Find?	<b>find</b>	can, you, the	49
What Goes Together?	<b>for</b>	a	50
As Fast as a Cheetah	<b>as</b>	I, can, be, a	51
Which One?	<b>or</b>	a	52
Way Up High	<b>way</b>	I, see, the	53
Little Green Frog	<b>went</b>	the, little	54
The Bear Went Over the Mountain	<b>over</b>	the, went	55
Over There	<b>there</b>	on, the, is, little, over	56
Bugs!	<b>two</b>	there, are, on, the	57
Autumn Leaves	<b>down</b>	fall	58
On Halloween	<b>out</b>	the, come	59
Come On, Let's Go!	<b>no</b>	and, more	60
The Funny Man	<b>had</b>	there, was, a, he	61
My Puppy	<b>and</b>	My, can	62

Sight Word Poem	Focus Sight Word	Review Sight Words	Page
On the Farm	live	on, the, there	63
The Rooster	up	he, the	64
My Turtle	he	and, his	65
Can You Guess?	what	is, in, the, a, little	66
All About Spiders	all	are, have, do, yes	67
Who Am I ?	know	I, live, do, you, what, am	68
Say "Hello"!	say	I, can	69
Picnic	take	we, can, the	70
I Love the Earth	love	I, the	71
Everything, Everywhere	just	not, the	72
Monster Food	eat	some	73
So Many	many	there, are, so	74
What's New?	new	I, had	75
If You Ever	never	if, you, ever	76
All About Me	about	I, a, that	77
Things You Need	need	you	78
Where Is It From?	from	comes	79
Fuzzy Wuzzy	was	he, not	80
Animal Talk	said	the	81
Something About Me	something	there, is, about, me	82
If You Were a Bunny	would	if, you, were, do	83
Chocolate Chip Cookies	them	I	84
With You	with	I, will, you	85
Friendship Song	together	the, more, we, get, my, your	86
Friends	they	because, me	87
How Many	how	many, in, the	88
Parts of a Plant	has	a, that, what	89
We Like the Flower	flower	I, like, the, in	90

Sight Word Poem	Focus Sight Word	Review Sight Words	Page
Ten Little Dogs . . . . .	<b>make</b>	I, can . . . . .	91
Where, Oh Where? . . . . .	<b>where</b>	his . . . . .	92
How a Seed Grows . . . . .	<b>some</b>	give, it . . . . .	93
Go Get Some! . . . . .	<b>get</b>	go, some . . . . .	94
The Best Weather . . . . .	<b>may</b>	it, be . . . . .	95
Frog or Toad? . . . . .	<b>which</b>	one, do . . . . .	96
Then I Drew . . . . .	<b>then</b>	I, a . . . . .	97
At the Zoo . . . . .	<b>these</b>	too, at, the, do, live . . . . .	98
Make Time! . . . . .	<b>time</b>	we, make, for . . . . .	99
Mama Called . . . . .	<b>called</b>	the . . . . .	100
Where Could We Go? . . . . .	<b>could</b>	we, go, the, to . . . . .	101
My Little Hamster . . . . .	<b>her</b>	I, give, that . . . . .	102
Fruit Salad . . . . .	<b>more</b>	is, so, we, can . . . . .	103
What I Made . . . . .	<b>made</b>	I, a . . . . .	104
Where I Have Been . . . . .	<b>been</b>	I, have, to, the, how, about, you . . . . .	105
I Am Thankful . . . . .	<b>each</b>	am, for, little . . . . .	106
Another Word . . . . .	<b>word</b>	another, for, is . . . . .	107
Busy People . . . . .	<b>people</b>	busy, in . . . . .	108
Snakes . . . . .	<b>their</b>	are, they . . . . .	109
Bigger Than . . . . .	<b>than</b>	I, am, a . . . . .	110
When Is It Night? . . . . .	<b>when</b>	the, is . . . . .	111
Jump Into Summer! . . . . .	<b>into</b>	jump . . . . .	112

# Introduction



## Dear Teacher,

Welcome to *Sight Word Poetry Pages!* This valuable resource is a fun and lively collection of 100 reproducible, fill-in-the-blank poems, which teach and reinforce beginning readers' mastery of basic sight word vocabulary. The poems provide an opportunity for children to practice reading, writing, and spelling the words that appear most often in print.

On each page, you'll find a poem for one of 100 sight words. In addition to my original poems, I have included several of my favorite traditional or anonymous poems, selected carefully to complement the collection and tie in with popular primary themes. Use this book as a flexible resource to fit into your balanced literacy program!

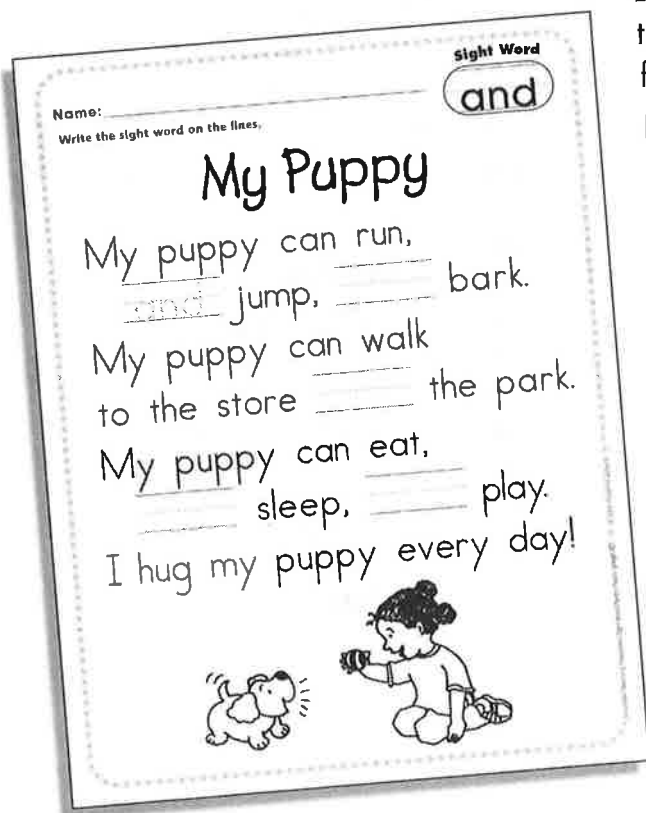
In addition to the poems, this book includes:

- A handy table of contents listing titles, focus sight words, and review sight words for each poem
- Ways to extend learning
- Directions for creating poetry notebooks with children

During my years as a classroom teacher, and through my experience working with, and writing for, beginning readers, I have witnessed the power of poetry in all its forms (chants, shared reading, songs, pocket chart activities, and so on) to inspire and motivate beginning readers. I hope these poems provide one more resource for you to build children's confidence—and fluency!

**Best wishes!**


Rozanne Lanczak Williams







# About Sight Words



## What Are Sight Words?

Sight words are high-frequency words—words that most commonly appear in the text of early readers. These words make up a core set of vocabulary that children need to learn in order to read quickly and automatically. Most school districts require that children learn to read and spell between 12 and 30 sight words in kindergarten and at least 100 in first grade. See pages 10 to 12 for the Dolch Word List, a widely used list of sight words.


## How Do Children Learn Sight Words?

Practice, practice, practice! A balanced literacy program includes many opportunities for children to encounter and practice sight word vocabulary. These words appear in the stories, books, and poems that children read, as well as in specific lessons, word-wall, and “word work” activities. These are words most commonly found in children’s writing as well. As children encounter these frequently used words again and again, they will learn to recognize them anywhere without having to decode letter by letter.

## How Will Using These Poems Help My Early Readers?

Learning to read, write, and spell sight words ensures the development of reading and writing fluency in beginning readers. The reproducible poems in this book invite children to learn, practice, write, and spell 100 basic sight words in the meaningful context of fun-to-read poems.

On each page, kids will encounter a new sight word in the upper right corner. Then the child has the opportunity to practice writing the new sight word several times by filling in three or more blanks to complete the poem. This unique, interactive feature provides valuable practice and leads to mastery of basic sight word vocabulary.





All the poems feature predictable, rhyming text and tie in with popular themes including weather, seasons, all about me, and more. Integrate reading across the curriculum with poems that have social studies or science themes. Use the poems in centers, add to poetry notebooks (see below), or create a supply of reading material for home. You can also encourage children to color the pictures with a variety of materials (watercolors, colored pencils, crayons, markers, and so on).

# Using This Book



## Introducing the Poems


Copy the page for each child. Before distributing, plan a way to introduce the poem, such as a shared reading activity. Write the poem on the overhead, chart paper, or pocket chart sentence strips. Write the focus sight word above the poem. Invite children to add the focus sight word to their individual word books, the class word wall, or their sight word card collection. (You might provide small file boxes in which to store cards with sight words or new vocabulary.)

After you've introduced the poem, children can complete their own poetry pages by writing the focus sight words in the blanks, then reading the poems on their own or with a buddy.

## Making & Using Poetry Notebooks

You might invite children to create poetry notebooks that they can use all year. Each child will need a three-ring binder. Flexible binders are inexpensive and easy to find. Encourage children to decorate the covers of their poetry notebooks with their names, stickers, and designs.

These notebooks can build confidence and develop fluency in beginning readers. Completing the sight word poems, coloring and enhancing illustrations, and rereading the poems either alone or with a buddy make great center or free-time activities.



Use the sight word poems for other word work activities, also. For example, reread a poem together, and ask children to use a highlighting marker to mark the rhyming words, action words, or words with "magic e." One night a week, children can take their poetry notebooks home to read and share with family members.

## Extending the Poetry Notebooks

Encourage children to write and illustrate their own poems to add to their notebooks. The basic sentence structure and repeated lines of many of the sight word poems make excellent writing frames. For example, children may enjoy writing their own "I See" (page 13) or "So Many" (page 74) poems. To keep the ideas and language flowing freely, keep reminding children that not every poem must rhyme. Share some non-rhyming poems with children and include them in your class poetry collections.

## The Dolch 220 Basic Sight Words

a  
about  
after  
again  
all  
always  
am  
an  
and  
any  
are  
around  
as  
ask  
at  
ate  
away  
be

because  
been  
before  
best  
better  
big  
black  
blue  
both  
bring  
brown  
but  
buy  
by  
call  
came  
can  
carry

clean  
cold  
come  
could  
cut  
did  
do  
does  
done  
don't  
down



Some of the sight words used in the poems are taken from other widely used word lists: The Dolch 95 Most Commonly Encountered Nouns, and the American Heritage High-Frequency Word List.



draw  
drink  
eat  
eight  
every  
fall  
far  
fast  
find  
first  
five  
fly  
for  
found  
four  
from  
full  
funny  
gave  
get  
give  
go  
goes  
going  
good  
got  
green  
grow  
had  
has  
have  
he

help  
her  
here  
him  
his  
hold  
hot  
how  
hurt  
I  
if  
in  
into  
is  
it  
its  
jump  
just  
keep  
kind  
know  
laugh  
let  
light  
like  
little  
live  
long  
look  
made  
make  
many


may  
me  
much  
must  
my  
myself  
never  
new  
no  
not  
now  
of  
off  
old  
on  
once  
one  
only  
open  
or  
our  
out  
over  
own  
pick  
play  
please  
pretty  
pull  
put  
ran  
read



red  
ride  
right  
round  
run  
said  
saw  
say  
see  
seven  
shall  
she  
show  
sing  
sit  
six  
sleep  
small  
so  
some  
soon  
start  
stop  
take  
tell  
ten  
thank  
that  
the  
their  
them

then  
there  
these  
they  
think  
this  
those  
three  
to  
today  
together  
too  
try  
two  
under  
up  
upon  
us  
use  
very  
walk  
want  
warm  
was  
wash  
we  
well  
went  
were  
what  
when  
where

which  
white  
who  
why  
will  
wish  
with  
work  
would  
write  
yellow  
yes  
you  
your




Name: \_\_\_\_\_

see

Write the sight word on the lines.

# I See

I see a cat. 

I \_\_\_\_\_ a dog. 

I \_\_\_\_\_ a turtle. 

I \_\_\_\_\_ a frog. 


I \_\_\_\_\_ a ladybug. 

I \_\_\_\_\_ a bee. 

I \_\_\_\_\_ a spider. 

A spider sees me!

Draw a spider in the web.





Name: \_\_\_\_\_


the



Write the sight word on the lines.

# In My Book

I see the apple. 

I see \_\_\_\_\_ ant. 

I see \_\_\_\_\_ little bug  
on \_\_\_\_\_ green plant. 

I see \_\_\_\_\_ spider   
in my book. 

I see \_\_\_\_\_ turtle. 

Have a look!

Name: \_\_\_\_\_

a

Write the sight word on the lines.

# Colors

Orange is      carrot.



Yellow is      pear.



Green is the grass.



Brown is      bear.



Purple is      plum.



Blue is the sky.



Black is      funny hat.



Red is      cherry pie!






Name: \_\_\_\_\_


is


Write the sight word on the lines.


# What Color?

An apple is red. 

A blueberry \_\_\_\_\_ blue. 

A banana \_\_\_\_\_ yellow. 

A lemon \_\_\_\_\_, too. 

A carrot \_\_\_\_\_ orange. 

An orange \_\_\_\_\_, too. 

Fruits and vegetables  
are good for you!

Draw your favorite fruit or  
vegetable here.



Name: \_\_\_\_\_

Write the sight word on the lines.

# I Can!

\_\_\_\_\_

-----

\_\_\_\_\_

\_\_\_\_\_

-----

\_\_\_\_\_

\_\_\_\_\_

-----

\_\_\_\_\_

\_\_\_\_\_

-----

\_\_\_\_\_

can jump.

can run.

can play in the sun.

can swim.

can skate.

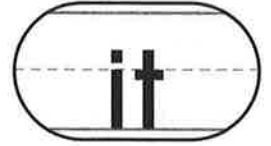
can bake a cake!



Draw yourself doing your favorite activity. Finish the sentence.

“I can \_\_\_\_\_!”

Name: \_\_\_\_\_



Write the sight word on the lines.

# What Is It?

Is \_\_\_\_\_ red?

Is \_\_\_\_\_ black,

with spots on its back?


Is \_\_\_\_\_ small?

Is \_\_\_\_\_ round?

Can \_\_\_\_\_ fly all around?

Is \_\_\_\_\_ a ladybug

I just found?





Draw a ladybug on the hand.


Name: \_\_\_\_\_

Write the sight word on the lines.

## I Like

I like candy. 

I \_\_\_\_\_ cake. 

I \_\_\_\_\_ the cookies 

that I bake.

I \_\_\_\_\_ pizza. 

I \_\_\_\_\_ popcorn, too. 

I \_\_\_\_\_ spaghetti. 

Do you \_\_\_\_\_ it, too?

can

Name: \_\_\_\_\_

Write the sight word on the lines.



# I Can Hop



I can hop like a frog.

I \_\_\_\_\_ swim like a fish.

I \_\_\_\_\_ look at a star.

I \_\_\_\_\_ make a wish!


I \_\_\_\_\_ hop like a bunny.

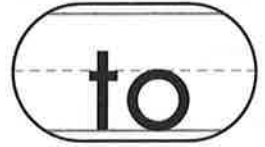
I \_\_\_\_\_ creep and leap.

I \_\_\_\_\_ go to bed.

I \_\_\_\_\_ fall asleep.

## Good Night!






Name: \_\_\_\_\_

Write the sight word on the lines.


# I Like School

I like to read. 

I like \_\_\_\_\_ write. 

I like \_\_\_\_\_ share 

and \_\_\_\_\_ be polite.

I like \_\_\_\_\_ paint. 

I like \_\_\_\_\_ count. 1 2 3!

I like school, that's right!




Name: \_\_\_\_\_

Write the sight word on the lines.

# I Go

I go in a bus.



I \_\_\_\_\_ in a car.



I \_\_\_\_\_ someplace near.



I \_\_\_\_\_ someplace far.



I \_\_\_\_\_ on a bike.

I \_\_\_\_\_ for a cone.



I \_\_\_\_\_, \_\_\_\_\_, \_\_\_\_\_.

Then I \_\_\_\_\_ home.



Name: \_\_\_\_\_

be

Write the sight word on the lines.

# I Can Be Anything

I can be a doctor.

I can \_\_\_\_\_ a teacher.

I can \_\_\_\_\_ a clown.

I can \_\_\_\_\_ a creature.

I can \_\_\_\_\_ a spider.

I can \_\_\_\_\_ a bee.

I can \_\_\_\_\_ anything

I want to \_\_\_\_\_!





Name: \_\_\_\_\_



Write the sight word on the lines.

# Can You See Me?

Can you see me?

That's \_\_\_\_\_ near the tree.

Can you see \_\_\_\_\_?

That's \_\_\_\_\_ under the tree.

Can you see \_\_\_\_\_?

That's \_\_\_\_\_ in the tree.

Come up in the tree  
and be with \_\_\_\_\_!



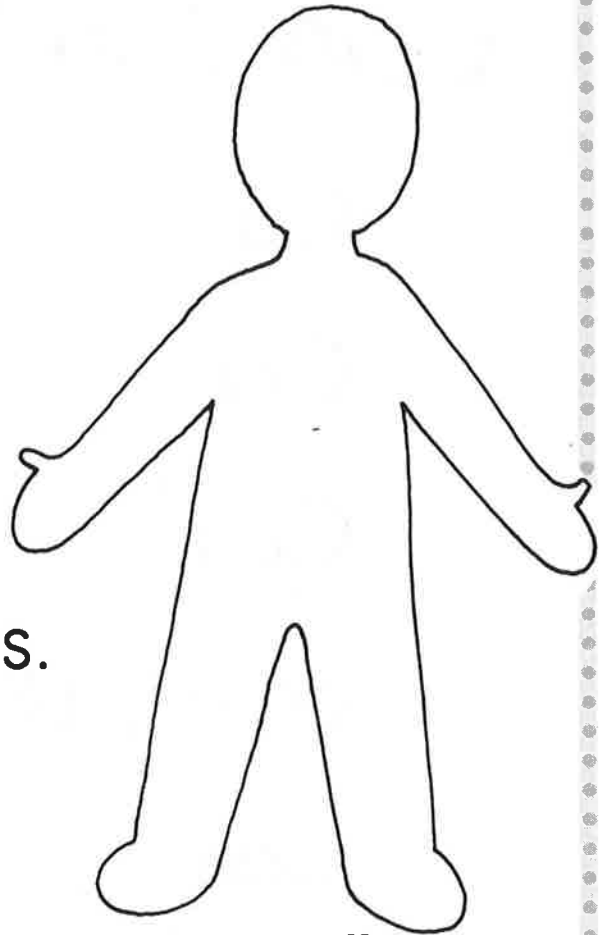
have

Name: \_\_\_\_\_

Write the sight word on the lines.

# I Have

I have two eyes.  
I have one nose.  
I have ten fingers.  
I have ten toes.  
I have two ears.  
I have two feet, too.  
I have one big smile



Draw yourself.

. . . just for you!

Name: \_\_\_\_\_

you

Write the sight word on the lines.

# Can You See a Rainbow

Can you see red?

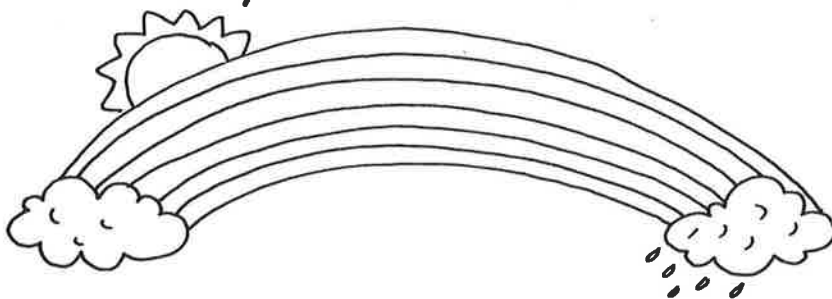
Can \_\_\_\_\_ see orange?

Can \_\_\_\_\_ see yellow,  
green, blue, and purple?

Can \_\_\_\_\_ see colors

way up high?

Can \_\_\_\_\_ see a rainbow  
in the sky?



do

Name: \_\_\_\_\_

Write the sight word on the lines.

# Please Do!

Please do your homework.

Please sweep the floor.

Please \_\_\_\_\_ the dishes.

Please \_\_\_\_\_ your chores.

Saying, "please,"

is a good thing to \_\_\_\_\_.

It will help people \_\_\_\_\_

what you want them to \_\_\_\_\_!





Name: \_\_\_\_\_

Write the sight word on the lines.

# I Am

I am a spider. 

I \_\_\_\_\_ a fly. 

I \_\_\_\_\_ a pretty butterfly. 

I \_\_\_\_\_ a cat. 

I \_\_\_\_\_ a dog. 

I \_\_\_\_\_ a big, green,

jumping frog!



not

Name: \_\_\_\_\_

Write the sight word on the lines.

# What Am I?

I am

not

a cat.



I am

a dog.



I am

a spider.




I am

a frog.



I am

a fish.



I am

a slug.

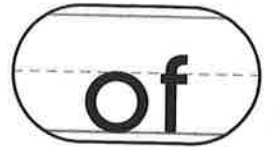


What am I?

I am a bug!



Name: \_\_\_\_\_



Write the sight word on the lines.

# Lots of Boxes

I have a box  games.

I have a box \_\_\_\_\_ blocks.

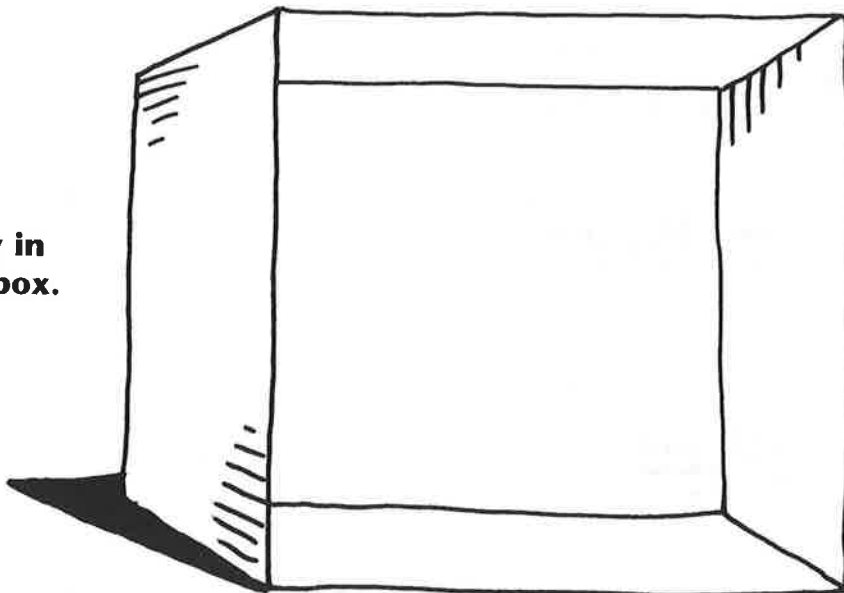
I have a box \_\_\_\_\_ toys, too.

I have a box \_\_\_\_\_ paints.

I have a box \_\_\_\_\_ books.

But I have nothing to do!

**Draw your  
favorite toy in  
the empty box.**





Name: \_\_\_\_\_

Write the sight word on the lines.

# By the River


You can sit by the river,

and \_\_\_\_\_ the flower,

and \_\_\_\_\_ the tree.

You can sit \_\_\_\_\_ the river.

You can sit \_\_\_\_\_ me.



Draw yourself by the river.



Name: \_\_\_\_\_

Write the sight word on the lines.

# Mix the Soup!

Mix in the potatoes. 

Mix \_\_\_\_\_ the peas. 

Mix \_\_\_\_\_ the tomatoes, 

if you please.

Mix \_\_\_\_\_ the corn. 

Mix \_\_\_\_\_ the carrots. 

M-m-m-m! Yummy soup!



Draw something else you would like to add to your soup.



Name: \_\_\_\_\_

Write the sight word on the lines.

# Rain

Rain on the green grass.

Rain \_\_\_\_\_ the tree.

Rain \_\_\_\_\_ the housetops,

but not \_\_\_\_\_ me!

Rain \_\_\_\_\_ the forest.

Rain \_\_\_\_\_ the sea.

Rain \_\_\_\_\_ the mountains,

but not \_\_\_\_\_ me!



Draw yourself under the umbrella.

Name: \_\_\_\_\_

Write the sight word on the lines.

# Silly Rhymes



Oh, look, \_\_\_\_\_

at the bug.

It is on the rug.



Oh, \_\_\_\_\_, \_\_\_\_\_

at the fly.

It is on the pie.



Oh, \_\_\_\_\_, \_\_\_\_\_

at the bee.

It is in the tree!

Now try your own!

Look, look at the \_\_\_\_\_.

It is on the \_\_\_\_\_.




Name: \_\_\_\_\_

Write the sight word on the lines.

# What Can Fly?


Can a bee fly?

\_\_\_\_\_ , \_\_\_\_\_ , \_\_\_\_\_  
yes , \_\_\_\_\_ , \_\_\_\_\_



Can a bird fly?

\_\_\_\_\_ , \_\_\_\_\_ , \_\_\_\_\_  
\_\_\_\_\_ , \_\_\_\_\_ , \_\_\_\_\_



Can a butterfly fly?

\_\_\_\_\_ , \_\_\_\_\_ , \_\_\_\_\_  
\_\_\_\_\_ , \_\_\_\_\_ , \_\_\_\_\_



Can a snail fly?



No, no, no!

It crawls along.

It's slow, slow, slow.

Name: \_\_\_\_\_



Write the sight word on the lines.

# Good Helper

I can feed my pet.

I can make \_\_\_\_\_ bed,

and put away \_\_\_\_\_ books,

after they have been read.

I can do \_\_\_\_\_ jobs

that I have to do.

I can be a good helper,  
just like you!



call

Name: \_\_\_\_\_

Write the sight word on the lines.

# We're Going!

Go call my sister.

Go \_\_\_\_\_ my brother.

Go \_\_\_\_\_ my cousin.

Go \_\_\_\_\_ my mother.

Go \_\_\_\_\_ everyone

that I know.

We're going for ice cream.

Come on. Let's go!



Name: \_\_\_\_\_

your

Write the sight word on the lines.

Here!

Here is your lunch.

Here is \_\_\_\_\_ backpack.


Here is \_\_\_\_\_ jacket.

Here is \_\_\_\_\_ snack.

Here is \_\_\_\_\_ hug.

Here is \_\_\_\_\_ kiss.

Oh no! There is the bus  
that you just missed!



Name: \_\_\_\_\_

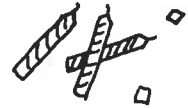
Write the sight word on the lines.

# Happy Birthday!


Here are cupcakes.



Here \_\_\_\_\_ candles, too.

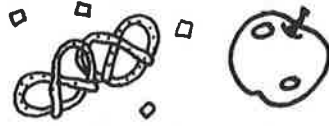


Here \_\_\_\_\_ balloons,



in red, green, and blue.

Here \_\_\_\_\_ snacks.



and goodie bags, too.



Here \_\_\_\_\_ presents.



Happy birthday to you!




this


Name: \_\_\_\_\_


Write the sight word on the lines.


# I See This

I see this frog. 

I see \_\_\_\_\_ cat. 

I see \_\_\_\_\_ bird. 

I see \_\_\_\_\_ rat. 

I see \_\_\_\_\_ mouse. 


It is small.  
I see \_\_\_\_\_ dog 


who chases them all!


Name: \_\_\_\_\_


Write the sight word on the lines.

# One Little Blue Bird

One                       blue bird   
sitting in a tree.

Two                       yellow fish   
swimming in the sea.

Three                       orange crabs   
crawling in the sand.

Four                       brown worms   
crawling in my hand!

Name: \_\_\_\_\_

wind

Write the sight word on the lines.

# The Wind Blows

The wind blows the flowers.

The \_\_\_\_\_ blows the tree.

The \_\_\_\_\_ blows the leaves.

The \_\_\_\_\_ blows me!

Who-o-o-o-sh!




Draw flowers, leaves, and you blowing in the wind!




Name: \_\_\_\_\_

Write the sight word on the lines.


# What Will the Weather Be?

Maybe it will be sunny. 

Maybe it \_\_\_\_\_ be rainy. 

Maybe it \_\_\_\_\_ be cloudy. 

Maybe it \_\_\_\_\_ be windy. 

Maybe it \_\_\_\_\_ be cold. 

What \_\_\_\_\_ the weather be today?

Draw the kind of weather you like best.

Name: \_\_\_\_\_



Write the sight word on the lines.

# What Do Kids Like?

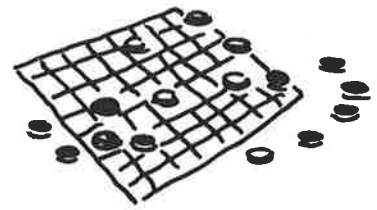
Do kids like to skate?

Yes, \_\_\_\_\_ do!



Do kids like to play?

Yes, \_\_\_\_\_ do!



Do kids like to swim  
on a sunny day?

Yes, \_\_\_\_\_ do!



Do kids like soccer?

Yes, yes, yes! Yes \_\_\_\_\_ do!



day

Name: \_\_\_\_\_

Write the sight word on the lines.

# What Day Is It?

It's a day to sleep in.

It's a \_\_\_\_\_ to play.

It's a very special \_\_\_\_\_.

What \_\_\_\_\_ is it?

It's Saturday!



Draw something you like to do on Saturdays.

Name: \_\_\_\_\_

come

Write the sight word on the lines.

# Please Come See

Please come see my cat.

Please \_\_\_\_\_ see my dog.

Please \_\_\_\_\_ see my fish.

Please \_\_\_\_\_ see my frog.

Please \_\_\_\_\_ see my bird, too.

Please \_\_\_\_\_ see my pets.

Please take one home with you!



Draw a pet you would like to have.

one

Name: \_\_\_\_\_

Write the sight word on the lines.

# One Yummy Lunch


I have one sandwich.



I have \_\_\_\_\_ drink, too.



I have two cookies.



I'll give \_\_\_\_\_ to you.

I have some grapes.



I have \_\_\_\_\_ bunch.

I have \_\_\_\_\_ big

and yummy lunch!

Draw your favorite lunch food.



Name: \_\_\_\_\_


that

Write the sight word on the lines.

# This and That


This is a mouse,

but that is a rat.



This is a kitten,

but \_\_\_\_\_ is a cat.



This is a puppy,

but \_\_\_\_\_ is a dog.



This is a toad,

but \_\_\_\_\_ is a frog.



Name: \_\_\_\_\_

find

Write the sight word on the lines.

# What Can You Find?

Can you

find

the eggs?

Can you

all ten?

Can you

the mother hen?

Can you

the bees?



Can you

all five?

Can you

the bees

in the hive?



Name: \_\_\_\_\_

Write the sight word on the lines.

# What Goes Together?

An apple for a teacher,



a bone \_\_\_\_\_ a dog,



a nut \_\_\_\_\_ a squirrel,



a fly \_\_\_\_\_ a frog,



a mat \_\_\_\_\_ a cat,



a flower \_\_\_\_\_ a bee,



a worm \_\_\_\_\_ a bird,



a friend \_\_\_\_\_ me!



Name: \_\_\_\_\_

as

Write the sight word on the lines.

# As Fast as a Cheetah


I can be as fast  
 \_\_\_\_\_  
 \_\_\_\_\_ a cheetah.



I can be \_\_\_\_\_ busy  
 \_\_\_\_\_  
 \_\_\_\_\_ a bee.



I can be \_\_\_\_\_ slow  
 \_\_\_\_\_  
 \_\_\_\_\_ a turtle.



I can be anything  
 I want to be!

Draw an animal you  
 want to be like.

Name: \_\_\_\_\_



Write the sight word on the lines.

# Which One?


Which would you like for a pet?

a fish        a turtle? 

a cat        a dog? 

a monkey        a zebra? 

a lizard        a frog? 

a snake        a spider? 

a pig        a dinosaur? 

Which would you like for a pet?

Name: \_\_\_\_\_

Write the sight word on the lines.

# Way Up High

I see the black birds,

\_\_\_\_\_ up high.

I see the white clouds,


\_\_\_\_\_ up high.

I see the red kites,

\_\_\_\_\_ up high.

I can see \_\_\_\_\_ up

in the sky.



Name: \_\_\_\_\_

went

Write the sight word on the lines.

# Little Green Frog

“Ribbit, ribbit!”

\_\_\_\_\_ the little green frog.

“Ribbit, ribbit!”

\_\_\_\_\_ the little green frog.

“Ribbit, ribbit!”

\_\_\_\_\_ the little green frog.

Then he hopped

and \_\_\_\_\_ over a log.



Name: \_\_\_\_\_

over

Write the sight word on the lines.

# The Bear Went Over the Mountain

The bear went

over the mountain.

The bear went

\_\_\_\_\_ the mountain.

The bear went

\_\_\_\_\_ the mountain,

to see what he could see.





Name: \_\_\_\_\_

there

Write the sight word on the lines.

# Over There

Over there on the ground,

over \_\_\_\_\_ on the grass,

over \_\_\_\_\_ on the tree,

is something to see.

Over \_\_\_\_\_ on the ground,

over \_\_\_\_\_ on the grass,

over \_\_\_\_\_ on the tree,

is little me!



Name: \_\_\_\_\_

Write the sight word on the lines.

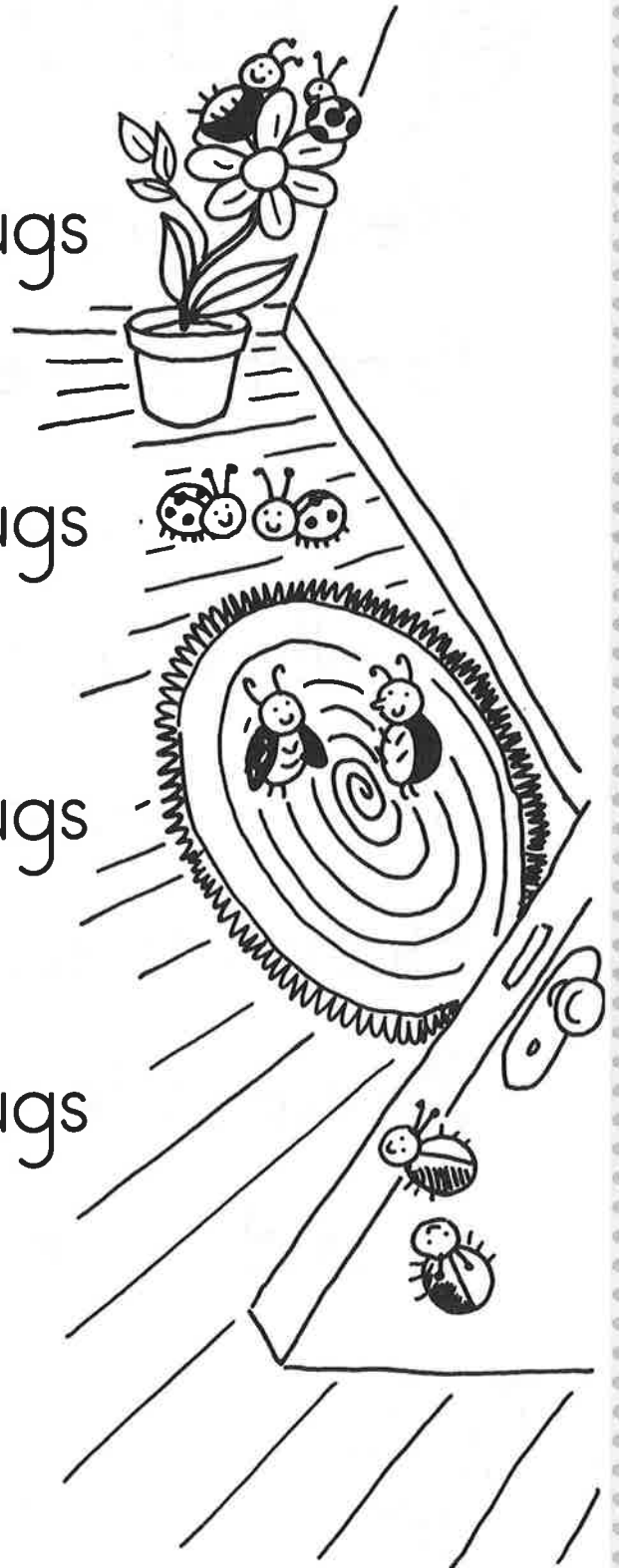
# Bugs!

There are two bugs  
on the flower.

There are \_\_\_\_\_ bugs  
on the floor.

There are \_\_\_\_\_ bugs  
on the rug.

There are \_\_\_\_\_ bugs  
on the door.



Name: \_\_\_\_\_

down

Write the sight word on the lines.



# Autumn Leaves



Red leaves fall down.

Green leaves fall \_\_\_\_\_.

Orange leaves fall \_\_\_\_\_,


all over the town.

Yellow leaves fall \_\_\_\_\_.

Brown leaves fall \_\_\_\_\_.

Autumn leaves fall \_\_\_\_\_,

and cover the ground.



Color each leaf a different color: red, green, orange, yellow, and brown.



Name: \_\_\_\_\_


Write the sight word on the lines.

# On Halloween

The bats come \_\_\_\_\_.



The cats come \_\_\_\_\_.



The pumpkins come \_\_\_\_\_, too.



The treats come \_\_\_\_\_.



The ghosts come \_\_\_\_\_.



It's Halloween! Boo!

Name: \_\_\_\_\_

no

Write the sight word on the lines.

# Come On, Let's Go!

We have no more milk, 

and \_\_\_\_\_ more pickles, 

and \_\_\_\_\_ more eggs, 

and \_\_\_\_\_ more popsicles. 

The answer to everything

is \_\_\_\_\_, \_\_\_\_\_, \_\_\_\_\_.

So we're going to the store.

Come on, let's go!



Name: \_\_\_\_\_

had

Write the sight word on the lines.

# The Funny Man

There was a funny man  
who had a funny hat.

He \_\_\_\_\_ a funny dog.

He \_\_\_\_\_ a funny cat.

He \_\_\_\_\_ a funny fish.

He \_\_\_\_\_ a funny mouse.

They all lived together  
in a funny little house.



Name: \_\_\_\_\_

and

Write the sight word on the lines.


# My Puppy

My puppy can run,  
and jump, bark.

My puppy can walk  
to the store the park.

My puppy can eat,  
sleep, play.

I hug my puppy every day!



Name: \_\_\_\_\_


Write the sight word on the lines.

# On the Farm

Ducks live on the farm. 

Sheep \_\_\_\_\_ there, too. 

Pigs \_\_\_\_\_ on the farm. 

Horses \_\_\_\_\_ there, too. 

Roosters \_\_\_\_\_ on the farm. 

Cock-a-doodle-doo!

Cows \_\_\_\_\_ on the farm. 


Moo! Moo! Moo!




Name: \_\_\_\_\_

up

Write the sight word on the lines.




# The Rooster

He wakes up the cow. 

He wakes \_\_\_\_\_ the pig. 

He wakes \_\_\_\_\_ all the sheep. 

He wakes \_\_\_\_\_ the ducks. 

He wakes \_\_\_\_\_ the farmer, 

and then goes back to sleep!

Name: \_\_\_\_\_

he

Write the sight word on the lines.

# My Turtle

This is my turtle,

and he lives in a shell.


And \_\_\_\_\_ likes his home very well.

See, \_\_\_\_\_ pokes his head out

when \_\_\_\_\_ wants to eat,

and \_\_\_\_\_ pulls it back in

when \_\_\_\_\_ wants to sleep!



what

Name: \_\_\_\_\_

Write the sight word on the lines.

# Can You Guess?

Guess what is in the log.

\_\_\_\_\_ is it?

A little frog.



Guess \_\_\_\_\_ is in the tree.

\_\_\_\_\_ is it?

A little bee.



Guess \_\_\_\_\_ is in the box.

\_\_\_\_\_ is it?

A little fox.



Name: \_\_\_\_\_

Write the sight word on the lines.

# All About Spiders

Are all spiders arachnids?

Do \_\_\_\_\_ spiders have 8 legs?

Do they \_\_\_\_\_ have 2 body parts?


Do they \_\_\_\_\_ hatch from eggs?

Yes, \_\_\_\_\_ spiders are arachnids.

Yes, \_\_\_\_\_ spiders have 8 legs.

Yes, they \_\_\_\_\_ have 2 body parts.

Yes, they \_\_\_\_\_ hatch from eggs.



Name: \_\_\_\_\_

Write the sight word on the lines.

# Who Am I?


I live in the ocean.

I swim and I swish.

Do you know what I am?

Do you \_\_\_\_\_, do you \_\_\_\_\_?

I am a fish.




I can live anywhere.

I crawl under rugs.

Do you \_\_\_\_\_ what I am?

Do you \_\_\_\_\_, do you \_\_\_\_\_?

I am a bug.



Name: \_\_\_\_\_

Write the sight word on the lines.

Say "Hello!"

I can say, "Hola!"

"Bonjour!" "Hello!"

I can \_\_\_\_\_ it fast.

I can \_\_\_\_\_ it slow.

I can \_\_\_\_\_, "Guten Tag!"

"Buon Giorno!" "Good Day!"

I can \_\_\_\_\_ hello to you

in so many ways!



Name: \_\_\_\_\_


take

Write the sight word on the lines.

## Picnic

We can take the sandwiches.

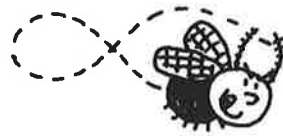
We can \_\_\_\_\_ the pies.



We can \_\_\_\_\_ the drinks,



but not the flies!



We can \_\_\_\_\_ the apples.



We can \_\_\_\_\_ the tomatoes.



We can \_\_\_\_\_ the tacos,



but not the mosquitoes!



Name: \_\_\_\_\_

love

Write the sight word on the lines.

# I Love the Earth

I love the flowers.

I \_\_\_\_\_ the trees.

I \_\_\_\_\_ the animals,

and the fish in the seas.

I \_\_\_\_\_ the desert,

and the rain forest, too.

I \_\_\_\_\_ the Earth.

It's home for me and you.





Name: \_\_\_\_\_

just

Write the sight word on the lines.

# Everything, Everywhere

Not just the rivers.

Not \_\_\_\_\_ the seas.


Not \_\_\_\_\_ the flowers.

Not \_\_\_\_\_ the trees.

Not \_\_\_\_\_ the animals.

Not \_\_\_\_\_ the air.

Take care of everything,  
everywhere!



eat

Name: \_\_\_\_\_

Write the sight word on the lines.

# Monster Food

Some monsters

eat

pie.

Some monsters

\_\_\_\_\_

rice.

Some monsters

\_\_\_\_\_

pizza.

Some monsters

\_\_\_\_\_

mice!

Some monsters

\_\_\_\_\_

spiders.

Some monsters

\_\_\_\_\_

bugs.

Some monsters



\_\_\_\_\_

worms.

Some monsters

\_\_\_\_\_

slugs!




Draw some monster food on the plates!


Name: \_\_\_\_\_


many

Write the sight word on the lines.


## So Many

There are so many stars. 

There are so \_\_\_\_\_ trees. 

There are so \_\_\_\_\_ flowers. 

But there is only one me.

There are so \_\_\_\_\_ fish 

in the deep blue sea.

There are so \_\_\_\_\_ things,

but there is only one me!

Name: \_\_\_\_\_

Write the sight word on the lines.

# What's New?

I had \_\_\_\_\_ socks.

I had \_\_\_\_\_ shoes.

I had a \_\_\_\_\_ t-shirt,

and my shorts were \_\_\_\_\_, too.

I had all \_\_\_\_\_ clothes,

and a \_\_\_\_\_ belt too—

'til I fell in the mud

and got covered in goo!



Name: \_\_\_\_\_

never

Write the sight word on the lines.

# If You Ever

If you ever

meet a whale,

you must never touch its tail.

For if you ever

touch its tail,


you will \_\_\_\_\_,

\_\_\_\_\_

\_\_\_\_\_

\_\_\_\_\_,

meet another whale.



Name: \_\_\_\_\_

about

Write the sight word on the lines.

# All About Me

I wrote a story.

It is all about me:

\_\_\_\_\_ things that I do,

\_\_\_\_\_ things that I see.

I wrote \_\_\_\_\_ friends

and my family.

I wrote \_\_\_\_\_ everything—

all \_\_\_\_\_ me.



Name: \_\_\_\_\_

need

Write the sight word on the lines.

# Things You Need

You need food to eat.

You \_\_\_\_\_ water to drink.

You \_\_\_\_\_ a home.

You \_\_\_\_\_ love.

That's what I think!



Name: \_\_\_\_\_

from

Write the sight word on the lines.



# Where Is It From?

Bread comes from wheat.

Apples come \_\_\_\_\_ trees.

Milk comes \_\_\_\_\_ cows.

Honey comes \_\_\_\_\_ bees.





Name: \_\_\_\_\_

WAS

Write the sight word on the lines.

# Fuzzy Wuzzy

Fuzzy Wuzzy was a bear.

Fuzzy Wuzzy had no hair.

Fuzzy Wuzzy \_\_\_\_\_ not fuzzy,

\_\_\_\_\_ he?

No, he \_\_\_\_\_ not!



Name: \_\_\_\_\_

said

Write the sight word on the lines.

# Animal Talk

“Bow-wow,”       said       the dog.

“Meow,”                      the cat.

“Oink, oink,”                      the pig.

“Quack, quack,”                      the duck.

“Who, who,”                      the owl.

“Chirp, chirp,”                      the bird.

“Moo, moo,”                      the cow.

“QUIET!”                      the sleepy farmer.



Name: \_\_\_\_\_

something


Write the sight word on the lines.

# Something About Me

There is something about me,  
it is \_\_\_\_\_ I know.

There is \_\_\_\_\_ about me,  
but it does not show.

There is \_\_\_\_\_ about me,  
I can grow!



Name: \_\_\_\_\_

would

Write the sight word on the lines.

# If You Were a Bunny

If you were a bunny,

what would you do?

If I were a bunny,

here's what I \_\_\_\_\_ do:

I \_\_\_\_\_ hop, hop, hop.

I \_\_\_\_\_ flip and flop.

I \_\_\_\_\_ never stop!



Name: \_\_\_\_\_

them

Write the sight word on the lines.

# Chocolate Chip Cookies

I make them.

I bake \_\_\_\_\_.

I munch \_\_\_\_\_.

I crunch \_\_\_\_\_.


I love \_\_\_\_\_!

I want more of \_\_\_\_\_!

They're pretty good stuff.

I can't get enough.

Chocolate chip cookies!



Name: \_\_\_\_\_

Write the sight word on the lines.

# With You

I will run with you.

I will play \_\_\_\_\_ you.

I will read \_\_\_\_\_ you,

and ride bikes \_\_\_\_\_ you.

I will be \_\_\_\_\_ you

to the very end,

all because I am a friend!



Name: \_\_\_\_\_

together

Write the sight word on the lines.

# Friendship Song

The more we get together,  
\_\_\_\_\_  
\_\_\_\_\_,

the more we get \_\_\_\_\_,

the happier we'll be.

'Cause your friends  
are my friends,  
and my friends  
are your friends.



The more we get \_\_\_\_\_,  
\_\_\_\_\_,  
the happier we'll be.

they

Name: \_\_\_\_\_

Write the sight word on the lines.

# Friends

I like friends. Ask me why.

Because they help me.

Because \_\_\_\_\_ share with me.

Because \_\_\_\_\_ play with me.

Because \_\_\_\_\_ tell me jokes.

That is why I like friends!





Name: \_\_\_\_\_

how

Write the sight word on the lines.

# How Many


Count how many bunnies.

Count \_\_\_\_\_ many bees.

Count \_\_\_\_\_ many birds  
are sitting in the tree.

Count \_\_\_\_\_ many ladybugs,  
\_\_\_\_\_ many in all?

Count \_\_\_\_\_ many frogs  
are sitting on the wall.



Name: \_\_\_\_\_

Write the sight word on the lines.

# Parts of a Plant

A plant has roots.


A plant \_\_\_\_\_ a stem.

And it \_\_\_\_\_ leaves that grow.

A plant \_\_\_\_\_ flowers.

A plant \_\_\_\_\_ seeds.

This is what I know.




Name: \_\_\_\_\_

Write the sight word on the lines.

flower

# We Like the Flower



"I like the flower,"

said the yellow bumblebee.



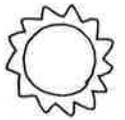
"I like the \_\_\_\_\_,"

said the bird in the tree.



"I like the \_\_\_\_\_,"

said the man in the sun.



"We all like the \_\_\_\_\_"

said everyone!



Name: \_\_\_\_\_

make

Write the sight word on the lines.

# Ten Little Dogs

I have ten little dogs,

and they belong to me.

I can make them do tricks.

Do you want to see?

I can \_\_\_\_\_ them jump high,

and \_\_\_\_\_ them jump low.

I can \_\_\_\_\_ them roll over,

and sit just so.



Name: \_\_\_\_\_



Write the sight word on the lines.

# Go Get Some!

Go  some pizza. 

Go \_\_\_\_\_ some crackers. 

Go \_\_\_\_\_ some cookies. 

Go \_\_\_\_\_ some snackers. 

Go \_\_\_\_\_ some ice cream. 

Go \_\_\_\_\_ some cake. 

Go \_\_\_\_\_ a doctor. 

I have a tummy ache!

Name: \_\_\_\_\_

may

Write the sight word on the lines.

# The Best Weather

It may be hot

or cold outside.

It \_\_\_\_\_ be rainy, too.

It \_\_\_\_\_ be windy.

It \_\_\_\_\_ be snowy.

What's the best weather  
for you?



Name: \_\_\_\_\_

which


Write the sight word on the lines.

# Frog or Toad?


Do you know which is slimy  
and smooth, wet and thin,  
and \_\_\_\_\_ one is warty  
with rough and dry skin?  
Which one is \_\_\_\_\_?

It's hard to be sure.

But neither one barks,  
and neither one purrs.



Frog



Toad

Name: \_\_\_\_\_

then

Write the sight word on the lines.

# Then I Drew

First I drew the grass.

And then I drew a tree.

And \_\_\_\_\_ I drew a flower.

And \_\_\_\_\_ I drew me!

And \_\_\_\_\_ I drew a sun.

I drew a cloud, too.

I drew a pretty picture—  
just for you!





Name: \_\_\_\_\_

Write the sight word on the lines.

these

# At the Zoo

Lions, tigers, elephants too.

Do these animals live at the zoo?

Monkeys, chimpanzees, kangaroos.

Do \_\_\_\_\_ animals live at the zoo?

Zebras, giraffes, penguins too.

Do \_\_\_\_\_ animals live at the zoo?

Yes, they do!



Name: \_\_\_\_\_

time

Write the sight word on the lines.

# Make Time!

We make time for breakfast.

We make \_\_\_\_\_ for lunch.

We make \_\_\_\_\_ for dinner,

and for snacks to munch.

We make \_\_\_\_\_ for work.

We make \_\_\_\_\_ for play.

We make \_\_\_\_\_ for everything,  
each and every day!



Name: \_\_\_\_\_

called

Write the sight word on the lines.

# Mama Called

Mama called the doctor.

Mama \_\_\_\_\_ the nurse.

Mama \_\_\_\_\_ the lady


with the alligator purse.

Mama \_\_\_\_\_ the sleepy child.

She \_\_\_\_\_, "Hey you sleepyhead!"

Mama \_\_\_\_\_ and called

to get me out of bed.



Name: \_\_\_\_\_

could

Write the sight word on the lines.

# Where Could We Go?

We could go to the desert.

We \_\_\_\_\_ go to the sea.

We \_\_\_\_\_ go to the Arctic.

We \_\_\_\_\_ go and see.

We \_\_\_\_\_ see mountains.

We \_\_\_\_\_ have a look.

We \_\_\_\_\_ go anywhere

... if we read a book!



Name: \_\_\_\_\_

her

Write the sight word on the lines.

# My Little Hamster

I give her water.

I give \_\_\_\_\_ seeds.

I give \_\_\_\_\_ anything  
that she needs.

I give \_\_\_\_\_ head a little pat.

I love my hamster,  
and that is that.



Name: \_\_\_\_\_

more

Write the sight word on the lines.

# Fruit Salad


Add more strawberries. 


Add \_\_\_\_\_ grapes. 

Add \_\_\_\_\_ bananas. 

Fruit salad is great!

Add \_\_\_\_\_ peaches. 

Add \_\_\_\_\_ pears. 

Add \_\_\_\_\_ apples, 

so we can share!

Name: \_\_\_\_\_

made

Write the sight word on the lines.

# What I Made

I made a cake.

I \_\_\_\_\_ cookies, too.

I \_\_\_\_\_ a picture,

with lots of glue.

What else did I make?

Can you guess?

Oh no!

I \_\_\_\_\_ a big, big mess.



Name: \_\_\_\_\_

been

Write the sight word on the lines.

# Where I Have Been

I have been to the farm.

I have \_\_\_\_\_ to the zoo.

I have \_\_\_\_\_ to the park.

How about you?

I have \_\_\_\_\_ to the ocean,  
and the county fair, too.

I have \_\_\_\_\_ to the museum.

How about you?

Draw a place you have been.



Name: \_\_\_\_\_

each

Write the sight word on the lines.

# I Am Thankful

I am thankful. . .

for each little raindrop, 

for \_\_\_\_\_ little stone, 

for \_\_\_\_\_ little leaf on a tree, 

for \_\_\_\_\_ little flower, 

for \_\_\_\_\_ little bug, 

and I am thankful for you and me!

Draw something you are thankful for.

Name: \_\_\_\_\_

word


Write the sight word on the lines.

# Another Word


Another word for friend  
is pal.



Another \_\_\_\_\_ for dog  
is pup.



Another \_\_\_\_\_ for cat  
is kitty.



Another \_\_\_\_\_ for mug  
is cup.



Name: \_\_\_\_\_

people

Write the sight word on the lines.

# Busy People

Busy

people

in buses,



busy

\_\_\_\_\_

in trains,



busy

\_\_\_\_\_

in taxis,



rushing to catch planes.



Busy

\_\_\_\_\_

in buildings,



busy

\_\_\_\_\_

on stairs.



Busy

\_\_\_\_\_

in the city

are everywhere!

Name: \_\_\_\_\_

their

Write the sight word on the lines.


# Snakes

Snakes' bodies are long,  
and their heads are small.

They don't have any legs at all—

\_\_\_\_\_ skin is smooth,  
\_\_\_\_\_ eyes are round.

They slither \_\_\_\_\_ bellies  
along the ground.



Name: \_\_\_\_\_

than

Write the sight word on the lines.

# Bigger Than

I am bigger than a goldfish,  
or a little snail's house.

I am bigger \_\_\_\_\_ a bug or ant.

I am a little mouse.

I am bigger \_\_\_\_\_ an elephant,  
or maybe two or three.

I am bigger \_\_\_\_\_ any animal.

I am a blue whale in the sea!



Name: \_\_\_\_\_

when

Write the sight word on the lines.

# When Is It Night?

It is night. . .

when

the sun goes down,

the stars come out,

owls and raccoons

are up and about,

I go to bed,

the moon is bright,

the crickets chirp,

then it is night.




Name: \_\_\_\_\_

into

Write the sight word on the lines.

# Jump Into Summer!

Jump into sunshine.



Jump \_\_\_\_\_ shade.



Jump \_\_\_\_\_ ice cream



and cold lemonade.



Jump \_\_\_\_\_ the pool.



Don't be the last one.

Jump \_\_\_\_\_ summer.

Summer is fun!

## From the Editors at Scholastic Teaching Resources

Dear Reader,

We're always delighted when teachers say, "Your books are the ones we use . . . the ones that go to school with us for a day's work . . . the ones that go home with us to help in planning. . . ."

Your comments tell us that our books work for you—supporting you in your daily planning and long-range goals, helping you bring fresh ideas into your classroom, and keeping you up to date with the latest trends in education. In fact, many Scholastic Teaching Resources are written by teachers, like you, who work in schools every day.

If you have an idea for a book you believe could help other teachers in any grade from K–8, please let us know! Send us a letter that includes your name, address, phone number, and the grade you teach; a table of contents; and a sample chapter or activities (along with color photos, if you have them), to:

Manuscript Editor  
Scholastic Teaching Resources  
557 Broadway  
New York, NY 10012

Please include a self-addressed, stamped envelope large enough to hold your materials.

We look forward to hearing from you!

—The Editors




**You can find Scholastic Teaching Resources at  
your local teacher store or call 1-800-SCHOLAS(TIC).**



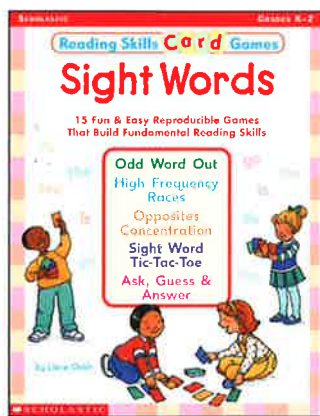
# Sight Word Poetry Pages

Children will develop word recognition skills, build automaticity, and improve reading fluency with these ready-to-go pages. Each page gives kids repeated opportunities to spell, write, and read a sight word—while completing a fun poem! Poems feature predictable, rhyming text and tie in with popular themes such as weather, seasons, all about me, and more.

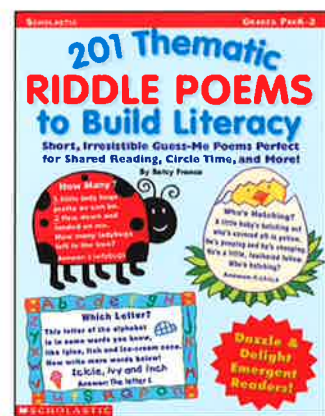
**Look for these other great books:**



25 Read & Write  
Mini-Books  
That Teach Sight Words  
Grades PreK–1  
ISBN: 0-439-68350-5



Reading Skills Card Games:  
Sight Words  
Grades K–2  
ISBN: 0-439-46596-6



201 Thematic Riddle Poems  
to Build Literacy  
Grades PreK–2  
ISBN: 0-439-13121-9

**Teaching  
Resources**

**SCHOLASTIC**

www.scholastic.com

\$15.99 U.S./\$21.99 CAN.

ISBN-13: 978-0-439-55438-1

ISBN-10: 0-439-55438-1

