



Ages:
6+

SKILLS FOR SCHOOL

BEGINNING WRITING

With
150
Stickers!

Essential
Grammar Skills

Beginning
Storytelling

Current
State
Standards

For **1,000+ FREE** educational activities,
visit carsondellosa.com/bonus





SKILLS FOR SCHOOL

BEGINNING

WRITING



Brighter Child®
Carson Dellosa Education
Greensboro, North Carolina

Brighter Child®
Carson Dellosa Education
PO Box 35665
Greensboro, NC 27425 USA

© 2019 Carson Dellosa Education. Except as permitted under the United States Copyright Act, no part of this publication may be reproduced, stored, or distributed in any form or by any means (mechanically, electronically, recording, etc.) without the prior written consent of Carson Dellosa Education. Brighter Child® is an imprint of Carson Dellosa Education.

ISBN 978-1-4838-5515-8

Complete the Sentence

Write the correct word from the word box to complete each sentence.

can

fan

cap

sad

jam

The boy is _____.



She opened the _____.



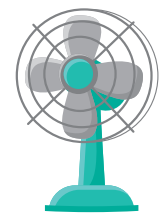
I like _____ on my toast.



Where is my baseball _____?



The _____ is not working.



Complete the Sentence

Write the correct word from the word box to complete each sentence.

fish


hill

lid

six


sink

The tree is on a _____.



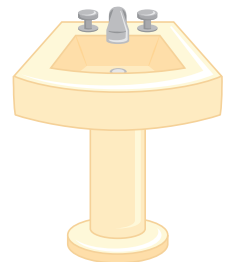
There are _____ crayons.

I have a pet _____.



Put the _____ on the jar.


Wash your hands in the _____.



Proper Nouns

Underline the **proper nouns** in each sentence.

Proper nouns name a specific person, place, or thing. Examples of proper nouns: Alex, Washington, D.C., Thanksgiving



You can see pigs at Fay's Farm.



Today is Alex's birthday.




My house is on Lilac Lane.



Beth likes to blow bubbles.

Proper Nouns

Circle the **proper noun** in each group.
Write it on the line.



planet

star

Neptune

season

July

month

Halloween

holiday

candy

girl

Hana

friend



Complete the Sentence

Write the correct word from the word box to complete each sentence.

jump

kick

ride

run

walk


Abbie can _____ fast.

Ivan can _____ like a frog!

Rosa and Nadia _____ in the park.

I like to _____ my bike.

Cameron will _____ the ball.




Common Nouns

Underline the **common nouns** in each sentence.

Common nouns name general people, places, or things. Examples of common nouns: dog, tree, girl



My bike is green.



Do you like cats?




The park is fun.



The boy is playing.

Common Nouns

Circle the **common noun** in each group.
Write it on the line.



January

dog

Molly

house

United States

The White House

Pat's Pets

store

Fay's Farm

Ellis

boy

Inez




Proper and Common Nouns

Circle the **proper nouns** and underline the **common nouns**.




Omar picked a pumpkin.



Mr. Mesa is a teacher.




There is corn in Iowa.



My favorite type of apple is Honeycrisp.

Unscramble the Sentence

Unscramble each group of words to form a sentence.
Write the sentence on the line.



car The red. is

a have dog. I

girl? is that Who

The fun! zoo was

Complete the Sentence

Write the correct word from the word box to complete each sentence.

and

came

have

said


the

I _____ a pet cat. When I found him, he

_____ right to me, _____ I

picked him up. My mom _____ that I could

keep _____ cat. I love my pet cat!



Singular and Plural Nouns

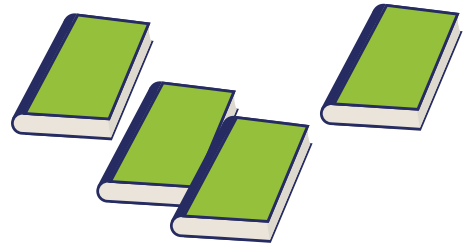
Look at the pictures.
Circle the correct **singular** or **plural noun**.

A **singular noun** names one person, place, or thing. A **plural noun** names more than one. Hint: **plural nouns** often end in **s**.




baby

babies



book

books



pet

pets



man

men



box

boxes




shoe

shoes

Singular and Plural Nouns


Look at the pictures.
Write the **singular** or **plural** form
of each picture name below.














Possessive Nouns

Make the nouns below **possessive** by adding 's.
The first one has been done for you.


A **possessive noun** is a noun that shows ownership. To make a noun possessive you add 's.




Kiara ' S shirt is blue.



Have you seen my sister dog?



My dad sandwiches are the best!



Kamal valentine is for you!

Possessive Nouns

Rewrite the underlined phrase to make the noun **possessive**.

Write the rest of the sentence.

The first one has been done for you.

The mascot of my school is a bulldog.

My school's mascot is
a bulldog.

Don't go in the cave of the bear!



The hive of the bee makes honey.



Complete the Sentence

Write the correct word from the word box to complete each sentence.

man

over

park

ball


won

I went for a walk in the _____.

I saw a _____ playing _____ with his friends.

He hit the ball hard. It went _____ the fence!

His team _____ the game.



Complete the Sentence

Write the correct word from the word box to complete each sentence.

day

did



do

down

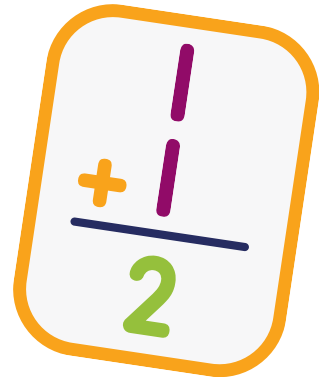


What _____ does school start?

What _____ you see?

He likes to _____ math.

I rode _____ the street.




Plural Possessive Nouns

Write the **possessive** form of the **plural nouns** in the spaces below.

If you need to write the **possessive** form of a **plural noun**, add **'s**. If the plural form of the noun ends in **s** already, add the **'** after the **s**.

The _____ coats go in the closet.

students



Can you clean up the _____ toys?

children

The _____ basketball team won today!

women

Have you ever seen the _____ lounge?

teachers




Personal Pronouns

Circle the best **personal pronoun** that completes each sentence.

A **pronoun** is a word that takes the place of a noun. A **personal pronoun** is a pronoun that takes the place of a person or thing doing the action. Examples of personal pronouns: me, you, he, she, and they

(**I / Me**) like to yo-yo.

Can (**she / her**) come out to play?



(**They / Them**) are excited for the weekend.

Can you answer the door for (**I / me**)?

Personal Pronouns

Replace the underlined word or words with a **personal pronoun** from the box.

Write it on the line.

he

them

it

her

we



My mom and I went to the store.

Your brother wants ice cream.



I can't find my backpack.
Have you seen my backpack?

Tia's puppy is so cute!


Please show Marcus and Nikki
where the lunch room is.



Unscramble the Sentence

Unscramble each group of words to form a sentence.
Write the sentence on the line.

good! That looks



my That friend. is

see a I cake.

is What time it?



Unscramble the Sentence

Unscramble each group of words to form a sentence.
Write the sentence on the line.




the beach. go She to to wants

waves. I watch like to the

I see Maybe would dolphins.

fun! would so It be




Possessive Pronouns

Circle the **possessive pronoun** that completes each sentence.

A **possessive pronoun** is a pronoun that shows ownership. Examples of possessive pronouns: mine, yours, its, and theirs

Is that (**your / yours**) lunch?



Yes, that lunch is (**my / mine**).

(**Their / Theirs**) team always wins!

The toys in the backyard are (**our / ours**).

Possessive Pronouns

Read the sentences. Write the **possessive pronoun** from the box that best completes each sentence.

yours your my theirs

_____ sister loves riding her bike.

Do you have a swing set at _____ house?

I think that scarf is _____.

Allie and Hector's team came in first.

The prize was _____.




Present Tense Verbs

Circle the verbs in the sentences below.

Present tense verbs tell us about actions or events happening now.

He **walks** to the car.



I jump on the trampoline.

We play in the yard.

She rides her bike.

They run on the track.



Past Tense Verbs

Add **d** or **ed** to the verbs below to make them past tense verbs.

Past tense verbs tell us about actions or events that happened in the past. To make a regular verb **past tense**, add **ed**. If the verb ends in e, just add **d**.

bake



open

thank



smile

clean



change

Future Tense Verbs

Add **will** before the verbs in the following sentences to make them **future tense** verbs.

Future tense verbs tell us about actions or events that will happen in the future. They are created by adding the helping verb "will." Helping verbs are used to help change the meaning of the main verb.

I _____ throw a party for my birthday.

I _____ invite everyone in my class.

They _____ eat cake.

We _____ have so much fun!



Past, Present, and Future Verbs

Sort the verbs into the correct column,
past, present, or future tense.

jump
smiled

will eat
will have

thanked
play

Present

Handwriting practice lines for the Present tense section, consisting of two sets of three horizontal lines (top solid blue, middle dashed red, bottom solid blue).

Past

Handwriting practice lines for the Past tense section, consisting of two sets of three horizontal lines (top solid blue, middle dashed red, bottom solid blue).

Future

Handwriting practice lines for the Future tense section, consisting of two sets of three horizontal lines (top solid blue, middle dashed red, bottom solid blue).

Complete the Sentence

Write the correct word from the word box to complete each sentence.

hop

fox

hot

log


mop

I saw a sneaky _____.



He cleaned with a _____.

The soup was very _____.



The rabbit will _____ away.

Put a _____ on the fire.



Complete the Sentence

Write the correct word from the word box to complete each sentence. Write the full sentence on the line.

cup

cut

rug

run

Sam sat on the _____.



I filled my _____ with water.

I can _____ fast.



I _____ the paper.

Punctuation

Write the correct **punctuation** to end the sentences below.

Period (.) end a sentence **Exclamation Mark (!)** show strong feelings like surprise or excitement **Question Mark (?)** ask a question

Lee is in first grade _____


Watch out _____

Pizza is my favorite food _____

Are you going to finish your ice cream _____

When are we leaving _____

You scared me _____



Unscramble the Sentence

Unscramble each group of words to form a sentence.
Write the sentence on the line.

dad My I and the went store. to

mom flowers. some my We bought

pretty. were thought She they

Commas

Add **commas** where they belong in the sentences below.
The first one has been done for you.

Use **commas (,)** if you're listing three or more things



Remember to bring your coat, hat, and gloves.

I will camp swim and play this summer.

I have a bird cat and fish for pets.

I saw a cow chicken and goat at the farm.

My siblings are four eight and ten.



Commas

Add **commas** where they belong.



Commas are also used for **places** and **dates**.

Use a **comma** between a city and a state: Chicago, Illinois

Use a **comma** to between the day and year when writing a date:
July 4, 1776

Columbus Ohio

Nashville Tennessee

October 31 2022

July 31 2018

Phoenix Arizona

Indianapolis Indiana

May 28 2015

April 12 2012

Denver Colorado

Boston Massachusetts

March 14 2010

August 24 2000

Complete the Sentence

Write the correct word from the word box to complete each sentence.

cow


farm

barn

swim


You will see a lot of animals if you go

_____ to a _____.




Horses sleep in a _____.

Ducks like to _____ in a pond.



Would you like to milk a _____?



Complete the Sentence

Write the correct word from the word box to complete each sentence.

bed

jet

leg

pen

wet

I wrote with a _____.



I fell and hurt my _____.

I sleep in a _____.



I saw a fast _____ in the sky.

I got _____ in the rain.



Adjectives

Choose the **adjective** from the box that best fits each noun below and write it on the line.

An **adjective** is a word that describes a noun. Example of adjective use: The house is **old**.

big

sweet

cute

hot

cold


fast

cookies



elephant


sun



kitten

winter

rocket



Adjectives


Add an **adjective** to each blank space below.

Today I went to the zoo.



I saw _____ animals!

The _____ lions chased each other.



I liked the penguins, they were _____.



The _____ elephants ate so much!

By the end of the day, I was _____.

I had a _____ time!



Contractions

Write the correct contraction from the word box to complete each sentence.

Contractions are the shortened form of two or more words, where letters are replaced by an apostrophe.

can't I'm it's that's they're won't



_____ going for a walk in the park.

I _____ need a coat because

_____ warm outside. My sisters

_____ come with me because

_____ too busy. I think _____ sad.




Synonyms

Draw a line to connect the **synonyms**.

Synonyms are words that have the same or similar meanings, like **small** and **little**.

clean



pal

happy

correct

fast

big

large

quick

friend

tidy

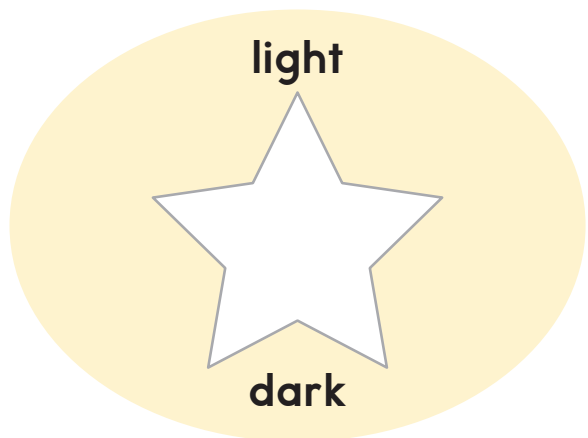
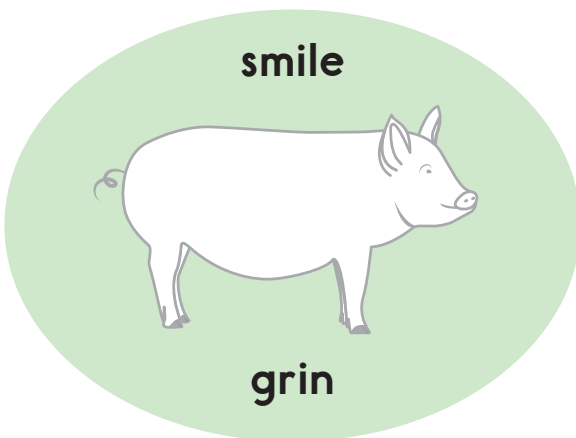
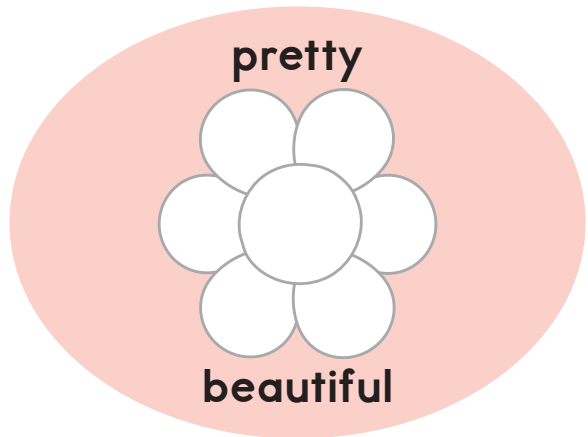
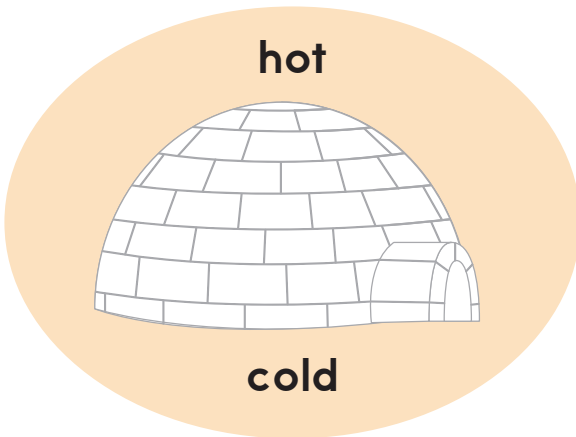
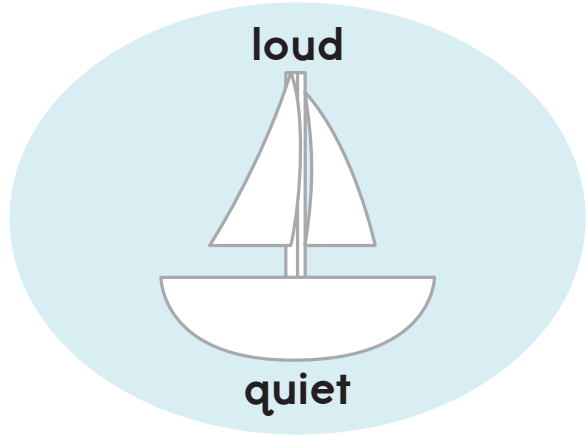

right



glad

Synonyms

If the two words in the picture are **synonyms**, color the picture.



Antonyms

Draw lines to connect the **antonyms**.

Antonyms are words that have the opposite meaning, like **in** and **out**



happy



big



under



full



in



small



out



sad



over



empty

Antonyms


Draw lines to connect the **antonyms**.




up



night



tall




fast




cold



hot




short



day



down



slow


Answer the Questions

Answer each question about a pretend pet.
Draw your pet at the bottom of the page.

If you could have any pet, what would it be?

What would you name it?

What would you feed it?



Answer the Questions

Answer each question about yourself below.



When is your birthday?


Where do you live?

What is your favorite color?

What is your favorite food?

Answer the Questions

Write a complete sentence to answer each question.



Can a dog fly?

Can a cow read?

Can a cat talk?

Can you write with an apple?

Question & Answer

Write a question and answer based on the picture.



Question:

Handwriting practice lines for the question, consisting of two sets of three horizontal lines (top blue, middle dashed red, bottom blue).

Answer:

Handwriting practice lines for the answer, consisting of two sets of three horizontal lines (top blue, middle dashed red, bottom blue).

Question & Answer

Write a question and answer based on the picture.



Question:

Answer:

Writing Sentences


Write two or three sentences about what you see in the picture.



Handwriting practice lines consisting of ten sets of horizontal lines. Each set includes a solid blue top line, a dashed red middle line, and a solid blue bottom line.

Writing Sentences

Write two or three sentences about what you see in the picture.



Handwriting practice lines consisting of multiple sets of blue top and bottom lines with a red dashed middle line.



Writing Stories

Write a story about the picture.



Handwriting practice lines consisting of solid blue top and bottom lines and a dashed red middle line, repeated ten times.

Writing Stories



Handwriting practice lines consisting of multiple sets of three horizontal lines: a solid blue top line, a dashed red middle line, and a solid blue bottom line.



Writing Stories

Write a story about the picture.



Handwriting practice lines consisting of four sets of horizontal lines. Each set includes a solid top blue line, a dashed middle red line, and a solid bottom blue line.

Writing Stories



Handwriting practice lines consisting of solid blue top and bottom lines and a dashed red middle line, repeated across the page.





Answer Key


Complete the Sentence


Write the correct word from the word box to complete each sentence.


can fan cap sad jam

The boy is sad. 

She opened the can. 

I like jam on my toast. 

Where is my baseball cap? 

The fan is not working. 


3 SKILLS FOR SCHOOL BEGINNING WRITING


Page 3


Complete the Sentence


Write the correct word from the word box to complete each sentence.


fish hill lid six sink

The tree is on a hill. 

There are six crayons. 

I have a pet fish. 

Put the lid on the jar. 

Wash your hands in the sink. 


4 SKILLS FOR SCHOOL BEGINNING WRITING


Page 4


Proper Nouns


Underline the proper nouns in each sentence.

Proper nouns name a specific person, place, or thing. Examples of proper nouns: Alex, Washington, D.C., Thanksgiving.

You can see pigs at Fay's Farm. 

Today is Alex's birthday. 

My house is on Lilac Lane. 

Beth likes to blow bubbles. 

5 SKILLS FOR SCHOOL BEGINNING WRITING

Page 5

Proper Nouns

Circle the proper noun in each group. Write it on the line.

planet Neptune star

season July month

Halloween holiday candy

girl Hana friend


6 SKILLS FOR SCHOOL BEGINNING WRITING


Page 6


Complete the Sentence


Write the correct word from the word box to complete each sentence.

jump kick ride run walk

Abbie can run fast. 

Ivan can jump like a frog! 

Rosa and Nadia walk in the park. 

I like to ride my bike. 

Cameron will kick the ball.

7 SKILLS FOR SCHOOL BEGINNING WRITING

Page 7

Common Nouns

Underline the common nouns in each sentence.

Common nouns name general people, places, or things. Examples of common nouns: dog, tree, girl.

My bike is green. 

Do you like cats? 

The park is fun. 

The boy is playing. 

8 SKILLS FOR SCHOOL BEGINNING WRITING

Page 8

Answer Key

Common Nouns

Circle the **common noun** in each group. Write it on the line.


January dog Molly

house United States The White House

Pat's Pets store Fay's Farm

Ellis boy Inez

boy



9 SKILLS FOR SCHOOL BEGINNING WRITING

Page 9

Proper and Common Nouns

Circle the **proper nouns** and underline the **common nouns**.

Omar picked a pumpkin.

Mr. Mesa is a teacher.

There is corn in Iowa.


My favorite type of apple is Honeycrisp.

10 SKILLS FOR SCHOOL BEGINNING WRITING

Page 10

Unscramble the Sentence

Unscramble each group of words to form a sentence. Write the sentence on the line.

car The red. is 

The car is red.

a have dog. I

I have a dog.

girl? is that Who

Who is that girl?

The fun! zoo was

The zoo was fun!

11 SKILLS FOR SCHOOL BEGINNING WRITING

Page 11

Complete the Sentence

Write the correct word from the word box to complete each sentence.


and came have said the

I have a pet cat. When I found him, he

came right to me. and I

picked him up. My mom said that I could

keep the cat. I love my pet cat!



12 SKILLS FOR SCHOOL BEGINNING WRITING

Page 12

Singular and Plural Nouns

Look at the pictures. Circle the correct **singular** or **plural noun**.

A **singular noun** names one person, place, or thing. A **plural noun** names more than one. Hint: **plural nouns** often end in **s**.

baby babies book books

pet pets man men

box boxes shoe shoes

13 SKILLS FOR SCHOOL BEGINNING WRITING

Page 13

Singular and Plural Nouns

Look at the pictures. Write the **singular** or **plural** form of each picture name below.

fox pigs

watches butterflies

drum cloud

14 SKILLS FOR SCHOOL BEGINNING WRITING

Page 14

Answer Key

Possessive Nouns

Make the nouns below **possessive** by adding 's'.
The first one has been done for you.

A **possessive noun** is a noun that shows ownership. To make a noun possessive, you add 's'.

Kiara s shirt is blue.

Have you seen my sister s dog?

My dad s sandwiches are the best!

Kamal s valentine is for you!

15 SKILLS FOR SCHOOL BEGINNING WRITING

Page 15

Possessive Nouns

Rewrite the underlined phrase to make the noun **possessive**.
Write the rest of the sentence.
The first one has been done for you.

The mascot of my school is a bulldog.

My school's mascot is a bulldog.

Don't go in the cave of the bear!

Don't go in the bear's cave!

The hive of the bee makes honey.

The bee's hive makes honey.

16 SKILLS FOR SCHOOL BEGINNING WRITING

Page 16

Complete the Sentence

Write the correct word from the word box to complete each sentence.

man over park ball won

I went for a walk in the park.

I saw a man playing ball with his friends.

He hit the ball hard. It went over the fence!

His team won the game.

17 SKILLS FOR SCHOOL BEGINNING WRITING

Page 17

Complete the Sentence

Write the correct word from the word box to complete each sentence.

day did do down

What day does school start?

What did you see?

He likes to do math.

I rode down the street.

18 SKILLS FOR SCHOOL BEGINNING WRITING

Page 18

Plural Possessive Nouns

Write the **possessive** form of the plural nouns in the spaces below.

If you need to write the **possessive** form of a plural noun, add 's'. If the plural form of the noun ends in s already, add the 's' after the s.

The students' coats go in the closet.

Can you clean up the children's toys?

The women's basketball team won today!

Have you ever seen the teachers' lounge?

19 SKILLS FOR SCHOOL BEGINNING WRITING

Page 19

Personal Pronouns

Circle the best **personal pronoun** that completes each sentence.

A **pronoun** is a word that takes the place of a noun. A **personal pronoun** is a pronoun that takes the place of a person or thing doing the action. Examples of personal pronouns: me, you, he, she, and they.

(I) Me like to yo-yo.

Can (she/ her) come out to play?

(They/ Them) are excited for the weekend.

Can you answer the door for (I/ me)?

20 SKILLS FOR SCHOOL BEGINNING WRITING


Page 20


Answer Key

Personal Pronouns

Replace the underlined word or words with a **personal pronoun** from the box. Write it on the line.


he them it her we

 My mom and I went to the store. -- We --

Your brother wants ice cream.  -- He --

I can't find my backpack. Have you seen my backpack? -- it --

Tia's puppy is so cute! -- Her --


Please show Marcus and Nikki where the lunch room is.  -- them --

21 SKILLS FOR SCHOOL BEGINNING WRITING

Page 21


Unscramble the Sentence

Unscramble each group of words to form a sentence. Write the sentence on the line.

good! That looks  -- That looks good! --

my That friend. is -- That is my friend. --

see a I cake. -- I see a cake. --


is What time it?  -- What time is it? --

22 SKILLS FOR SCHOOL BEGINNING WRITING

Page 22


Unscramble the Sentence

Unscramble each group of words to form a sentence. Write the sentence on the line.

the beach. go She to to wants  -- She wants to go to the beach. --

waves. I watch like to the -- I like to watch the waves. --

I see Maybe would dolphins. -- Maybe I would see dolphins. --

fun! would so It be  -- It would be so fun! --


23 SKILLS FOR SCHOOL BEGINNING WRITING

Page 23

Possessive Pronouns

Circle the **possessive pronoun** that completes each sentence.

A **possessive pronoun** is a pronoun that shows ownership. Examples of possessive pronouns: mine, yours, its, and theirs.

Is that (your) yours lunch? 

Yes, that lunch is (my) /mine

(Their) /Theirs team always wins!

The toys in the backyard are (our) /ours

24 SKILLS FOR SCHOOL BEGINNING WRITING

Page 24

Possessive Pronouns

Read the sentences. Write the **possessive pronoun** from the box that best completes each sentence.

yours your my theirs

-- My -- sister loves riding her bike.

Do you have a swing set at -- your -- house?

I think that scarf is -- yours -- 

Allie and Hector's team came in first. 

The prize was -- theirs --


25 SKILLS FOR SCHOOL BEGINNING WRITING

Page 25

Present Tense Verbs


Circle the verbs in the sentences below.

Present tense verbs tell us about actions or events happening now.

He (walks) to the car. 

I (jump) on the trampoline.

We (play) in the yard.

She (rides) her bike. 

They (run) on the track.

26 SKILLS FOR SCHOOL BEGINNING WRITING

Page 26

Answer Key

Past Tense Verbs

Add **d** or **ed** to the verbs below to make them **past tense** verbs.

Past tense verbs tell us about actions or events that happened in the past. To make a regular verb **past tense**, add **ed**. If the verb ends in **e**, just add **d**.

bake open
 baked opened

thank smile
 thanked smiled

clean change
 cleaned changed

27
 SKILLS FOR SCHOOL BEGINNING WRITING

Page 27

Future Tense Verbs

Add **will** before the verbs in the following sentences to make them **future tense** verbs.

Future tense verbs tell us about actions or events that will happen in the future. They are created by adding the helping verb **will**. Helping verbs are used to help change the meaning of the main verb.

I **will** throw a party for my birthday.

I **will** invite everyone in my class.

They **will** eat cake.

We **will** have so much fun!

28
 SKILLS FOR SCHOOL BEGINNING WRITING

Page 28

Past, Present, and Future Verbs

Sort the verbs into the correct column: past, present, or future tense.

jump will eat thanked
 smiled will have play

Present
 jump
 play

Past
 smiled
 thanked

Future
 will eat
 will have

29
 SKILLS FOR SCHOOL BEGINNING WRITING

Page 29

Complete the Sentence

Write the correct word from the word box to complete each sentence.

hop fox hot log mop

I saw a sneaky **fox**.

He cleaned with a **mop**.

The soup was very **hot**.

The rabbit will **hop** away.

Put a **log** on the fire.

30
 SKILLS FOR SCHOOL BEGINNING WRITING

Page 30

Complete the Sentence

Write the correct word from the word box to complete each sentence. Write the full sentence on the line.

cup cut rug run

Sam sat on the **rug**.

I filled my **cup** with water.

I can **run** fast.

I **cut** the paper.

31
 SKILLS FOR SCHOOL BEGINNING WRITING

Page 31

Punctuation

Write the correct punctuation to end the sentences below.

Period (.) end a sentence. **Exclamation Mark (!)** show strong feelings like surprise or excitement. **Question Mark (?)** ask a question.

Lee is in first grade **.**

Watch out **!**

Pizza is my favorite food **?**

Are you going to finish your ice cream **?**

When are we leaving **?**

You scared me **!**

32
 SKILLS FOR SCHOOL BEGINNING WRITING

Page 32

Answer Key

Unscramble the Sentence

Unscramble each group of words to form a sentence. Write the sentence on the line.

dad My I and the went store. to
 My dad and I went to the store.

mom flowers. some my We bought
 We bought my mom some flowers.

pretty. were thought She they
 She thought they were pretty.

33
 SKILLS FOR SCHOOL BEGINNING WRITING

Page 33

Commas

Add commas where they belong in the sentences below. The first one has been done for you.

Use commas (,) if you're listing three or more things.


Remember to bring your coat, hat, and gloves.

I will camp, swim, and play this summer.

I have a bird, cat, and fish for pets.

I saw a cow, chicken, and goat at the farm.

My siblings are four, eight, and ten.



34
 SKILLS FOR SCHOOL BEGINNING WRITING

Page 34

Commas

Add commas where they belong.

Commas are also used for places and dates.
 Use a comma between a city and a state: Chicago, Illinois.
 Use a comma to separate the day and year when writing a date: July 4, 1776.



Columbus, Ohio	Nashville, Tennessee
October 31, 2022	July 31, 2018
Phoenix, Arizona	Indianapolis, Indiana
May 28, 2015	April 12, 2012
Denver, Colorado	Boston, Massachusetts
March 14, 2010	August 24, 2000

35
 SKILLS FOR SCHOOL BEGINNING WRITING


Page 35

Complete the Sentence

Write the correct word from the word box to complete each sentence.


cow farm barn swim

You will see a lot of animals if you go to a farm.




Horses sleep in a barn.

Ducks like to swim in a pond.



Would you like to milk a cow?



36
 SKILLS FOR SCHOOL BEGINNING WRITING


Page 36

Complete the Sentence

Write the correct word from the word box to complete each sentence.


bed jet leg pen wet

I wrote with a pen.




I fell and hurt my leg.


I sleep in a bed.



I saw a fast jet in the sky.



I got wet in the rain.



37
 SKILLS FOR SCHOOL BEGINNING WRITING

Page 37

Adjectives

Choose the adjective from the box that best fits each noun below and write it on the line.

An adjective is a word that describes a noun. Example of adjective use: The house is old.

big sweet cute hot cold fast

cookies sweet



elephant big




sun hot

kitten cute

winter cold

rocket fast



38
 SKILLS FOR SCHOOL BEGINNING WRITING


Page 38

Answer Key

Adjectives


Add an **adjective** to each blank space below.

Today I went to the zoo.



I saw _____ animals!


The _____ lions chased each other.



I liked the penguins, they were _____.


Answers will vary.

The _____ elephants ate so much!



By the end of the day, I was _____.

I had a _____ time!



39 SKILLS FOR SCHOOL BEGINNING WRITING

Page 39


Contractions

Write the correct contraction from the word box to complete each sentence.

Contractions are the shortened form of two or more words, where letters are replaced by an apostrophe.

can't I'm it's that's they're won't

I'm _____ going for a walk in the park.



I _____ need a coat because _____

_____ warm outside. My sisters _____

_____ come with me because _____

_____ too busy. I think _____ sad.

40 SKILLS FOR SCHOOL BEGINNING WRITING


Page 40

Synonyms

Draw a line to connect the **synonyms**.

Synonyms are words that have the same or similar meanings, like small and little.

clean happy fast large friend right



pal correct big quick tidy glad



41 SKILLS FOR SCHOOL BEGINNING WRITING

Page 41

Synonyms



If the two words in the picture are **synonyms**, color the picture.

small loud



tiny quiet

hot pretty

cold beautiful

smile light

grin dark

42 SKILLS FOR SCHOOL BEGINNING WRITING



Page 42

Antonyms



Draw lines to connect the **antonyms**.

Antonyms are words that have the opposite meaning, like in and out.



happy small



big out



under sad

full over

in empty



43 SKILLS FOR SCHOOL BEGINNING WRITING

Page 43



Antonyms

Draw lines to connect the **antonyms**.



up hot



night short



tall day

fast down

cold slow





44 SKILLS FOR SCHOOL BEGINNING WRITING

Page 44

Answer Key

Writing Sentences
Write two or three sentences about what you see in the picture.




Answers will vary.

51
BEGINNING WRITING
SKILLS FOR SCHOOL

Page 51

Writing Stories
Write a story about the picture.




Answers will vary.

52
BEGINNING WRITING
SKILLS FOR SCHOOL

Page 52

Writing Stories


Answers will vary.



53
BEGINNING WRITING
SKILLS FOR SCHOOL

Page 53

Writing Stories
Write a story about the picture.




Answers will vary.

54
BEGINNING WRITING
SKILLS FOR SCHOOL

Page 54

Writing Stories

Answers will vary.



55
BEGINNING WRITING
SKILLS FOR SCHOOL

Page 55



SKILLS FOR SCHOOL

BEGINNING WRITING

Beginning Writing focuses on reinforcing the grammar skills essential for beginner writers. Your child will learn a variety of grammar skills including:

- Parts of speech
- Punctuation
- Capitalization and more

Learning **Skills for School** has never been simpler with this colorful and easy-to-follow series. Each book focuses on different early learning skills, allowing you to choose the book that best fits your child's needs. These extra practice pages feature bright and fun activities that ensure your child will gain confidence as they excel in school.

This series also includes fun stickers help you motivate and reward your child!

