

Disney
Learning

beginning
Ages
3-5
sounds

Beginning Sounds

20
REWARD
STICKERS
INSIDE

- ☀ Learn beginning consonant sounds
- ☀ Identify letter/sound relationships
- ☀ Build vocabulary
- ☀ Develop reading skills



bee



Beginning Sounds Table of Contents

Letter from the Editor	2
Beginning Consonant B, b	3
Beginning Consonant C, c	4
Beginning Consonant D, d	5
Beginning Consonant F, f	6
Beginning Consonant G, g	7
Beginning Consonant H, h	8
Beginning Consonant J, j	9
Beginning Consonant K, k	10
Beginning Consonant L, l	11
Beginning Consonant M, m	12
Beginning Consonant N, n	13
Beginning Consonant P, p	14
Beginning Consonant Q, q	15
Beginning Consonant R, r	16
Beginning Consonant S, s	17
Beginning Consonant T, t	18
Beginning Consonant V, v	19
Beginning Consonant W, w	20
Beginning Consonant X, x	21
Beginning Consonant Y, y	22
Beginning Consonant Z, z	23
Beginning Consonant Sounds	24
Beginning Consonant Sounds	25
Beginning Consonant Sounds	26
Beginning Consonant Sounds	27
Beginning Consonant Sounds	28
Beginning Consonant Sounds	29
Parent Resource Guide	30
Answer Key	31





Dear Parents and Teachers,

What could be more fun than learning with your favourite Disney friends? Disney Learning is a unique educational workbook series that includes essential reading and mathematics skills your child needs. Every lesson is presented with the help of the beloved Disney characters. Below are a few suggestions that will help make this learning time with your child both rewarding and fun.

- Create a pleasant, well-lit place to work.
- Choose a time when your child is alert and you are relaxed and ready to help.
- Encourage your child to complete the activities with a variety of writing instruments, such as colourful pencils, crayons, pens, and markers.
- Be certain your child understands the directions. Work together until your child feels comfortable.
- Let your child take as much time as needed with each activity.
- Proudly display favourite pages in a special place.
- Praise your child's efforts ... and reward them with a sticker!

On page 30, we have provided a special parent resource guide. We encourage you to refer to it for additional activities. We wish you and your child much success on the road to learning.

Sincerely,
The Editor





Beginning Consonant B, b



Pooh likes to read in bed before he falls asleep. Circle something else in the picture that begins with the same sound as bed. Finish colouring the picture.

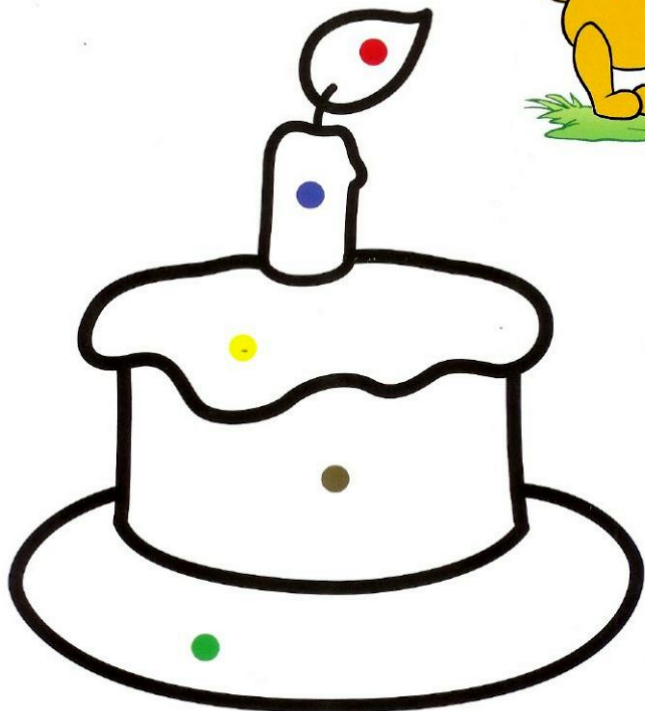




Beginning Consonant C, c



Happy Birthday, Winnie the Pooh! Help decorate Pooh's cake by colouring the picture using the same colours as the dots. Can you think of other words that begin with the same sound as cake?





Beginning Consonant D, d



Pooh is digging for hidden treasure. Find the two things that are different in the pictures and circle them. Then, try to think of other words that begin with the same sound as dig.






Beginning Consonant F, f



Look at Tigger bounce through the flowers! Colour the flower below. Then, draw another object that begins with the same sound as flower.







Beginning Consonant G, g



Piglet likes grapes. Colour the grapes below. Then, draw another object that begins with the same sound as grapes.





Beginning Consonant H, h



Pooh needs help colouring his picture. Colour all the pictures that begin with the same sound as honey yellow. Colour all the other pictures blue. Can you name the hidden picture?

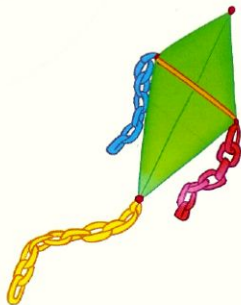




Beginning Consonant J, j



Roo's room is full of toys, but his favourite is his jump rope. Circle the one picture below that is not a toy. Then, try to think of other things that begin with the same sound as jump.






Beginning Consonant K, k



Piglet and Roo are going to fly a kite. Connect the dots in order from 1 to 5 to finish the picture. Then, colour the kite. Draw another object that begins with the same sound as kite.







Beginning Consonant L, l



A big wind is carrying Piglet away in a leaf! Draw other objects that begin with the same sound as leaf in the leaves below.





Beginning Consonant M, m



Tigger wants to make something to eat. But he only wants things that start with the sound of m. Circle the pictures that begin with the same sound as make.






Beginning Consonant N, n



Look at the surprise Rabbit found in his garden. A bird has made a nest in one of Rabbit's pumpkins. Colour the drawing with the colours that match the numbers: 1 ● ; 2 ● ; 3 ● ; 4 ● . Then, try to name other things that begin with the same sound as nest.





Beginning Consonant P, p



Kanga needs help making her pie. Look at each part below and colour the picture that begins with the same sound as pie.





Beginning Consonant Q, q



Shh! Be very quiet! Pooh and his friends are playing hide-and-seek. Help Pooh find his friends hidden in the bushes by following the path with a crayon. Can you name other things that begin with the same sound as quiet?





Beginning Consonant R, r



Rabbit is carrying a really big carrot! Trace the carrot and colour it.
Then, draw another object that begins with the same sound as rabbit.





Name: _____

Beginning Consonant S, s



Pooh and Piglet love to play in the snow! Draw a line to match each object with its shadow. Then, circle the objects that begin with the same sound as snow.





Beginning Consonant T, t



Kanga finished her pie and is putting it on the table. Draw other objects on the table that begin with the same sound as table.





Beginning Consonant V, v



Rabbit loves to make vegetable soup. He has collected lots of vegetables. But he made a mistake. There is one thing he won't need. Find out what it is and circle it. Then, think of other words that begin with the same sound as vegetable.





Beginning Consonant W, w



Tigger needs to cross the river without getting wet. Draw and colour what Tigger needs to use to cross the river. Then, think of other words that begin with the same sound as wet.





Beginning Consonant X, x



Roo loves to play music. He really wishes he had a xylophone. But Tigger can find other instruments for Roo to play with. Help Tigger find the musical instruments by tracing the right path with a pencil. Can you think of other words that begin with x?





Beginning Consonant Y, y



Kanga is knitting a sweater for Roo, but she has used too much yarn!
Finish colouring the picture. Then, think of other words that begin with
the same sound as yarn.





Beginning Consonant Z, z



Kanga needs to bring warm gloves and a scarf to Roo, who went out to play without them. Follow Kanga's zigzag path to Roo. Then, try to think of other things that begin with the same sound as zigzag.





Beginning Consonant Sounds



Owl is making a list of what he needs for Tigger's birthday party. Help him finish his list. Write the missing sound at the beginning of each word.



_____ats



_____alloons



_____ake



_____orns






Beginning Consonant Sounds

 Rabbit needs to order seeds for his garden. Help Rabbit find the seeds he needs. Write the missing sound at the beginning of each word.



_____umpkin



_____arrot



_____ettuce



_____omato





Beginning Consonant Sounds



Owl is collecting tools for a project. Help him make a list. Write the missing sound at the beginning of each word.



_____ ope



_____ ox



_____ yre



_____ ail





Beginning Consonant Sounds



Gopher is making a plan to dig a tunnel. Help him with his plan. Write the missing sound at the beginning of each word.



1. Dig a _____ole.



2. Move the _____irt.



3. Go around the _____ocks.





Beginning Consonant Sounds


 Tigger is making a wacky invention. What will Tigger need to make it?
Write the beginning sound for each thing below.



_____ **ose**



_____ **yre**



_____ **ake**



_____ **ite**





Beginning Consonant Sounds





Parent Resource Guide

Helping at Home with Beginning Sounds



Use the following items to link the beginning sounds of letters to the formation of the capital and lowercase letters. For example, use buttons to make the letter B, form clay into a letter C, use a stick to write Ds in the dirt, etc. Always let your child explore the material first.

A, a-alphabet biscuit cutters

B, b-buttons, biscuit dough (bake your child's name)

C, c-clay

D, d-dirt, dot paint

E, e-erasers (Note to Parent: Shade an entire piece of paper with a pencil, then have your child use the eraser to erase letters in the area you shaded.)

F, f-finger paint

G, g-glue (Note to Parent: Make letter shapes on paper with glue. After the glue dries, your child can do a rubbing over the raised glue letter.)

H, h-hearts (made out of construction paper)

I, i-ink (use erasable ink pens)

J, j-jump (Note to Parent: Make large sidewalk chalk letters so that your child can jump in the shape of the letter formation.)

K, k-keys

L, l-licorice

M, m-macaroni, marshmallows, magnetic letters

N, n-noodles

O, o-orange slices

P, p-paint, pretzels

Q, q-quinces

R, r-rice, ribbon, raisins

S, s-sand, shoelaces, stickers, snow

T, t-toothpicks

U, u-uniform (Note to Parent: Cut out uniforms and write letters on them for your child to trace.)

V, v-vans (toy cars)

W, w-watercolours

X, x-xylophone (Note to Parent: Many children's xylophones have the letter of the musical note pressed on each bar.)

Y, y-yarn

Z, z-Zip a zipper about half way and you have a great letter Y!



Link the beginning sound of your child's name to other words or objects. Make an alphabet book of beginning sounds with photographs or pictures that your child finds in magazines.



Page 3.



Page 4.



Page 5.



Page 8.



Page 9.



Page 10.



Page 12.



Page 13.



Page 14.



Page 15.

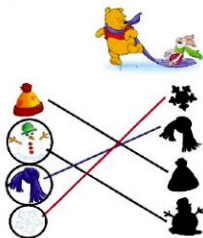




Page 16.



Page 17.



Page 19.




Page 21.




Page 24.




Page 25.



Page 26.



Page 27.



Page 28.



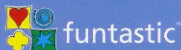

Disney Learning

The Disney Learning series offers a unique educational approach to teaching essential skills to your child. The full-colour workbooks use a delightful Disney or Disney/Pixar character on every page to motivate young children and create exciting lessons!



Disney Learning includes:

- reading, mathematics, language, writing, and fine motor skills
- a delightful Disney or Disney/Pixar character on every page
- reward stickers
- parent resources



First published in Australia by Funtastic Limited, 2005

800 Wellington Road, Rowville
Victoria Australia 3178

Ph: 61 3 9213 0100 Fax: 61 3 9213 0199
www.funtastic.com.au
Email: publishing@funtastic.com.au

Copyright © 2005 Disney
Based on the 'Winnie the Pooh' works by A.A. Milne and
E.H. Shepherd.
All rights reserved.

Printed and bound in Malaysia

10 9 8 7 6 5 4 3

ITEM CODE: 88788

ISBN 1 741 50227 6



9 781741 502275