



Crazy

GRADE

1

Big

Book


OF

FIRST GRADE

ACTIVITIES

• Math • Language Arts • Reading





Crazy
BIG
BOOK OF
FIRST GRADE ACTIVITIES

Thinking Kids®
Carson-Dellosa Publishing LLC
Greensboro, North Carolina

Thinking Kids®
Carson-Dellosa Publishing LLC
P.O. Box 35665
Greensboro, NC 27425 USA

© 2017 Carson-Dellosa Publishing LLC. Except as permitted under the United States Copyright Act, no part of this publication may be reproduced, stored, or distributed in any form or by any means (mechanically, electronically, recording, etc.) without the prior written consent of Carson-Dellosa Publishing LLC. Thinking Kids® is an imprint of Carson-Dellosa Publishing LLC.

ISBN 978-1-4838-3947-9



Table of Contents

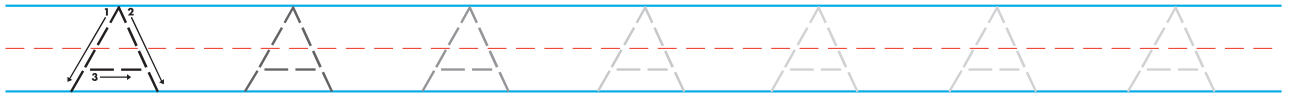
Printing and Letter Recognition	4-160
Nouns, Verbs, and Adjectives.....	161-188
Synonyms and Antonyms.....	189-204
Opposites and Homophones.....	205-219
Following Directions and Word Order.....	220-234
Sentences.....	235-245
Grammar and Vocabulary.....	246-255
Numbers and Counting.....	256-301
Comparing.....	302-315
Addition and Subtraction.....	316-399
Place Value.....	400-408
Geometry.....	409-418
Graphing.....	419-430
Time.....	431-453
Answer Key.....	454-543





Printing Aa

Practice by tracing the letter. Then, write the letter.



Blank handwriting lines for practicing uppercase letter A. Each line set consists of a top blue line, a middle dashed red line, and a bottom blue line.



Blank handwriting lines for practicing lowercase letter a. Each line set consists of a top blue line, a middle dashed red line, and a bottom blue line.

Aa


Practice by tracing the words. Then, write the words.

alligator

apple

ant

Alaska



Above and Below

Directions: Circle the words. The words go → and ↓.

n	m	o	r	e	k	n	o	c
f	h	q	p	t	o	r	i	a
a	e	i	n	s	i	d	e	l
t	d	m	p	z	a	v	l	w
h	y	b	l	a	c	k	g	a
e	s	j	p	r	h	m	b	y
r	a	d	r	y	u	e	w	s

Opposite of **wet**

Opposite of **white**


Opposite of **yes**

Opposite of **mother**

Opposite of **never**

Opposite of **less**

Opposite of **outside**



Word Box

no
father
inside
dry
black
always
more

Aa

Write the phrases.

Alligators and ants


eat apples

Aa

These words start with **A** or **a**.


 Write the lowercase **a** on the line.

Color the pictures. 



A is for _____pple.

A is for _____ngel.



A is for _____nt.

Pets

Directions: Find and circle the words in the puzzle.


r	y	l	i	j	k	h	f
a	h	a	m	s	t	e	r
b	z	f	i	s	h	c	g
b	a	c	a	t	d	u	e
i	t	u	r	t	l	e	v
t	x	w	m	d	o	g	b



cat




dog




fish



hamster



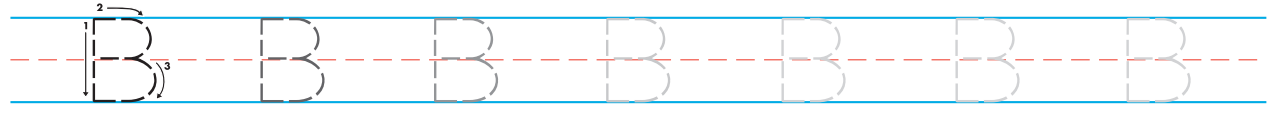
rabbit



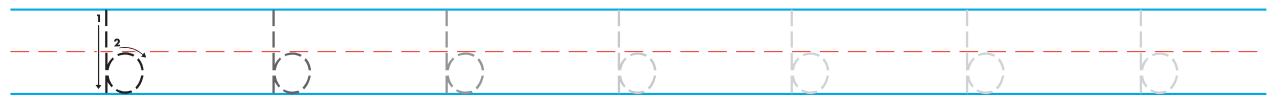
turtle

Bb

Practice by tracing the letter. Then, write the letter.



Blank handwriting lines for practicing uppercase letter B. Each line set consists of a top blue line, a middle dashed red line, and a bottom blue line.



Blank handwriting lines for practicing lowercase letter b. Each line set consists of a top blue line, a middle dashed red line, and a bottom blue line.



Bb

Practice by tracing the words. Then, write the words.

bear

ball

bee

Bobby



Hot and Cold

Directions: Circle the words. The words go → and ↓.

c	g	w	p	n	d	s	n	a
f	l	b	e	l	o	w	e	m
r	e	o	k	r	j	t	a	t
o	w	h	i	t	e	h	r	u
n	y	t	b	w	u	i	b	k
t	i	a	f	r	n	b	o	y
o	a	f	t	e	r	m	v	e

Opposite of **girl**

Opposite of **far**

Opposite of **back**

Opposite of **before**

Opposite of **black**

Opposite of **above**



Word Box

after
 boy
 front
 near
 white
 below

Bb

Write the phrases.

Brave Bobby

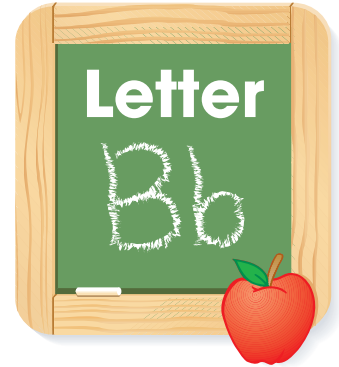
baseball bat

Letter Bb







Circle the **B** or **b** in these words:

- | | | |
|--------|---------|--------|
| Bill | boy | bat |
| brown | baby | book |
| doll | balloon | butter |
| Bonnie | pig | band |



Circle the pictures that start with the sound of **Bb**.


Color the pictures.




On the Farm

Directions: Find and circle the words in the puzzle.


p	r	z	h	o	r	s	e
q	p	i	g	s	t	j	c
t	u	r	k	e	y	u	o
n	x	m	y	l	k	w	w
o	c	h	i	c	k	e	n
s	h	e	e	p	h	v	i




pig




cow




horse



sheep



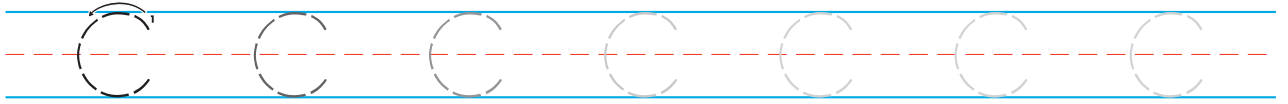
turkey



chicken

Cc

Practice by tracing the letter. Then, write the letter.



Cc

Practice by tracing the words. Then, write the words.

cats

cookies

cards

Chuck



A Super Seeker

Directions: Circle the **blue** words from the sentences. The words go → and ↓.

c	i	m	e	n	a	m	e	b
r	e	d	p	u	m	r	p	l
w	b	d	v	s	g	p	o	r
f	a	k	f	o	f	i	z	u
o	t	t	i	k	d	u	y	a
m	o	z	v	e	m	n	o	j
t	h	b	e	l	g	s	v	e

I will go **to** the store.


I have **no** clean socks.

Is my shirt clean **or** dirty?

Tory saw **five** ducks.

My **name** is Tasha.

She is wearing **red** shoes.



Cc

Write the phrases.

cool cats


play cards

Cc

These words start with **C** or **c**.

 Write the lowercase **c** on the line.


Color the pictures.



C is for _____ow.



C is for _____up.




C is for _____at.


At the Zoo

Directions: Find and circle the words in the puzzle.


s	p	e	a	c	o	c	k
e	u	v	y	x	b	z	a
a	g	o	r	i	l	l	a
l	w	s	t	i	g	e	r
e	l	e	p	h	a	n	t
t	g	i	r	a	f	f	e




tiger



seal




giraffe



gorilla



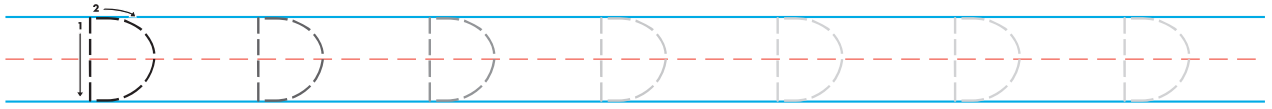
peacock



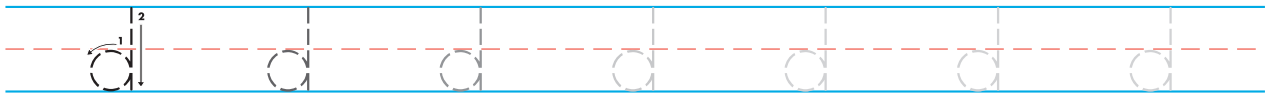
elephant

Dd

Practice by tracing the letter. Then, write the letter.



Blank handwriting lines for practicing uppercase letter D. Each line set consists of a top blue line, a middle dashed red line, and a bottom blue line.



Blank handwriting lines for practicing lowercase letter d. Each line set consists of a top blue line, a middle dashed red line, and a bottom blue line.

Dd

Practice by tracing the words. Then, write the words.

duck

dog

dance

Danny

Can You Find Them?

Directions: Circle the **blue** words from the sentences. The words go → and ↓.

a	q	t	r	e	m	x	d	o
y	e	l	l	o	w	f	h	r
f	c	x	t	g	p	e	o	a
l	r	h	w	h	a	t	d	n
s	i	a	g	t	o	r	t	g
n	d	n	s	o	z	o	w	e
w	e	c	v	l	e	n	k	b

Kevin's shirt is **yellow**.

My mom was **so** mad.

A bug is **on** my shoe.

Lindsay's socks are **orange**.

I like to **ride** my bike.

Chandler knows **what** this is.



Dd

Write the phrases.

Danny dances


dandy dog

Letter Dd



Circle the **D** or **d** in these words:

- | | | | |
|-------|-------|------|--------|
| doll | big | jump | Daddy |
| Darcy | door | dog | duck |
| desk | David | pig | Debbie |



Circle the pictures that start with the sound of **Dd**.


Color the pictures.



On the Shore

Directions: Find and circle the words in the puzzle.

s	u	s	b	l	o	r
t	s	a	n	d	w	a
s	h	i	p	s	q	f
h	e	l	z	w	r	x
o	l	s	h	i	n	e
r	l	u	y	m	p	y
e	s	n	o	n	e	l

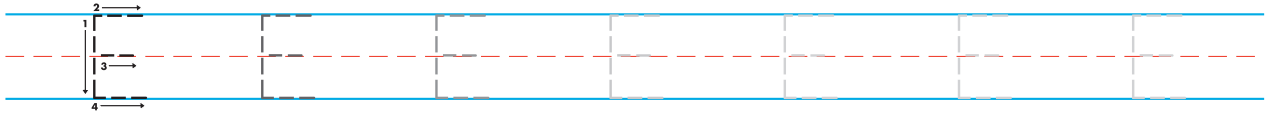


ship	sand
shore	sail
swim	shells
sun	shine



Ee

Practice by tracing the letter. Then, write the letter.



Blank handwriting practice lines consisting of three horizontal lines (top, middle dashed, bottom) for independent writing of uppercase E's.



Blank handwriting practice lines consisting of three horizontal lines (top, middle dashed, bottom) for independent writing of lowercase e's.

Ee

Practice by tracing the words. Then, write the words.

elephant

egg

elbow

Ellie



Do You See the Words?

Directions: Circle the **blue** words from the sentences. The words go → and ↓.

a	q	h	e	r	e	m	d	p
f	e	i	a	z	l	g	o	m
l	h	e	l	p	u	e	u	e
r	w	e	m	x	o	h	r	w
n	s	k	b	r	d	e	o	j
m	t	p	l	y	r	l	y	h
y	w	e	n	v	c	t	d	o

I lost **my** book.

Your ball is right **here**.

Kelsie can **help** me.

Steven can **do** it.

Does **he** want to come?

She gave the toy to **me**.



Ee

Write the phrases.

Every evening

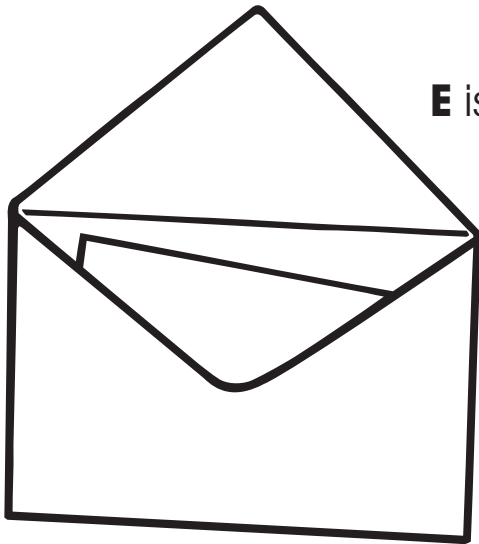
Ellie eats eggs

Ee


These words start with **E** or **e**.

 Write the lowercase **e** on the line.


Color the pictures. 



E is for _____velope.



E is for _____ggs.




E is for _____lephant.

In the Ocean

Directions: Find and circle the words in the puzzle.


s	s	u	c	r	a	b	j
h	r	t	v	w	l	k	m
a	d	o	l	p	h	i	n
r	p	w	h	a	l	e	n
k	q	o	i	f	i	s	h
s	e	a	h	o	r	s	e




fish




crab



whale



shark




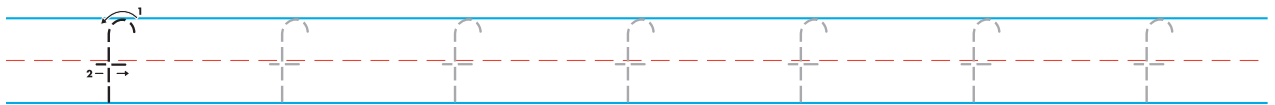

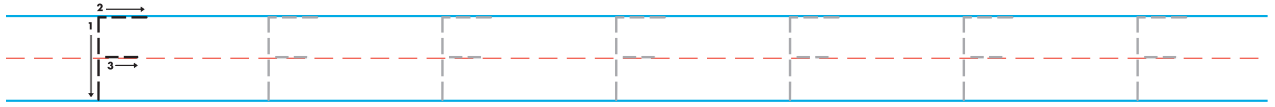
dolphin



seahorse

Ff

Practice by tracing the letter. Then, write the letter.



Ff


Practice by tracing the words. Then, write the words.

frog

fish

fox

Florida



Are the Words Here?

Directions: Circle the **blue** words from the sentences. The words go → and ↓.

i	a	e	h	o	h	r	c	h
q	o	n	e	t	i	n	h	a
w	n	a	i	p	m	x	k	s
b	l	u	e	y	u	l	u	p
s	a	f	t	v	l	i	k	e
m	s	m	j	d	e	e	b	l
d	b	n	v	h	a	v	e	g

Look at **him** swim!

I lost my **blue** towel.

Sam has **one** sister.

Do you **like** candy?

We **have** bikes to ride.

Annie **has** a teddy bear.



Ff

Write the phrases.

Four foxes


Five fish

Letter Ff







Circle the **F** or **f** in these words:

- | | | | |
|------|-------|--------|------|
| fire | fork | car | ten |
| Faye | table | farm | four |
| took | Fred | Father | fish |



Circle the pictures that start with the sound of **Ff**.

Color the pictures.




In the Rainforest

Directions: Find and circle the words in the puzzle.


a	n	t	e	a	t	e	r
s	f	j	a	g	u	a	r
l	b	g	h	j	i	e	c
o	t	o	u	c	a	n	d
t	a	m	o	n	k	e	y
h	i	g	u	a	n	a	z



sloth



monkey



jaguar



toucan



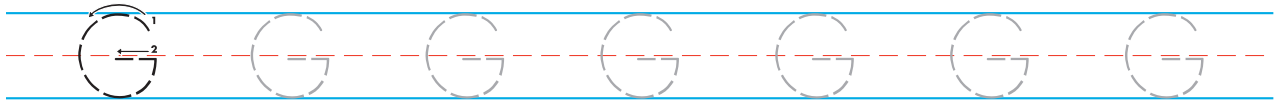
iguana



anteater

Gg

Practice by tracing the letter. Then, write the letter.



Blank handwriting lines for practicing uppercase G. Each line set consists of a top blue line, a middle dashed red line, and a bottom blue line.



Blank handwriting lines for practicing lowercase g. Each line set consists of a top blue line, a middle dashed red line, and a bottom blue line.

Gg


Practice by tracing the words. Then, write the words.

giraffe

grass

glasses

Gretchen



Find Them All

Directions: Circle the **blue** words from the sentences. The words go → and ↓.

p	c	u	o	t	s	p	g	b
n	a	e	d	i	t	k	o	s
q	t	h	s	a	r	z	f	t
c	x	g	r	e	e	n	l	o
s	w	o	t	s	b	r	s	p
a	n	w	g	w	i	l	l	e
w	i	m	c	v	j	y	k	x

Brett saw **it** first.


My **cat** likes to sleep.

The grass is **green**.

We cannot **stop** the train!

I **will** see you later.

Carrie **saw** it, too.



Gg

Write the phrases and the sentence.

The gray goat


eats grass


The gray goat eats
grass.

Gg

These words start with **G** or **g**.

 Write the lowercase **g** on the line.

 Color the pictures.



G is for _____oat.



G is for _____ift.



G is for _____irl.


Woodland Animals

Directions: Find and circle the words in the puzzle.


r	a	c	c	o	o	n	t
n	a	b	e	a	v	e	r
o	o	p	z	s	y	u	v
w	m	o	o	s	e	w	x
l	m	q	r	b	e	a	r
s	q	u	i	r	r	e	l




owl



bear



moose



beaver




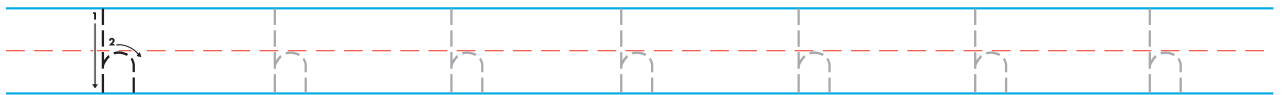
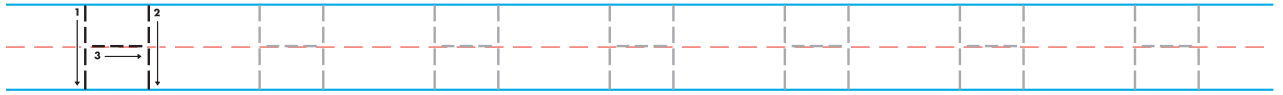
raccoon



squirrel

Hh

Practice by tracing the letter. Then, write the letter.



Hh

Practice by tracing the words. Then, write the words.

hippo

hat

heart

Hannah



Circle Them

Directions: Circle the **blue** words from the sentences. The words go → and ↓.

k	d	o	g	r	y	o	i	a
g	f	b	j	w	e	t	p	d
j	q	y	d	x	u	l	n	c
u	p	p	z	e	b	o	y	g
m	r	l	v	o	p	m	w	t
p	s	a	b	h	x	o	l	d
e	m	y	a	l	b	u	p	j

My **dog** eats bones.


Did you see Tony **jump**?

The **boy** is mad.

The **old** man has a cat.

Will you **play** with me?

Can **we** have candy?



Hh

Write the phrases.

Hannah hears


hungry hippo

Letter Hh



Circle the **H** or **h** in these words:





Heather	Ben	Amy	heart
hose	Henry	fat	hat
house	horse	hand	help



Circle the pictures that start with the sound of **Hh**.



Color the pictures.



Living Things

Directions: Find and circle the words in the puzzle.

m	x	c	b	a	b	y	s
g	m	a	n	p	b	r	a
r	n	o	y	z	q	h	t
a	f	l	o	w	e	r	u
s	w	d	o	g	v	i	d
s	l	k	t	r	e	e	j



dog



man



tree



baby



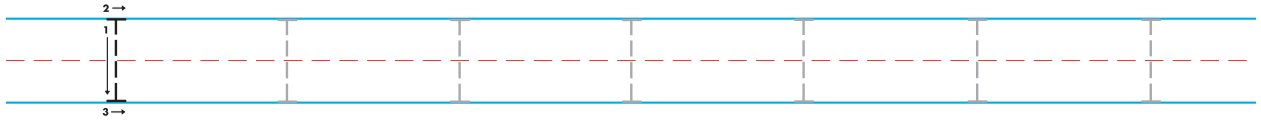
grass



flower

Ii

Practice by tracing the letter. Then, write the letter.



Ii


Practice by tracing the words. Then, write the words.

inchworm

iguana

igloo

Indiana



Use Your Eyes

Directions: Circle the **blue** words from the sentences. The words go → and ↓.

i	o	e	p	h	e	r	m	b
c	s	u	r	k	y	d	h	y
h	a	q	b	r	o	w	n	o
w	i	s	r	w	d	y	q	u
p	d	p	p	o	r	u	f	r
j	x	g	n	v	w	p	d	g
p	u	r	p	l	e	n	l	a

This is **her** hat.

Mom **said** to be quiet.

The grapes are **purple**.

Look **up** in the sky.

The bear is **brown**.

Is this **your** book?



Ii

Write the phrases.

Inchworms itch



in Indiana

Ii

These words start with I or i.

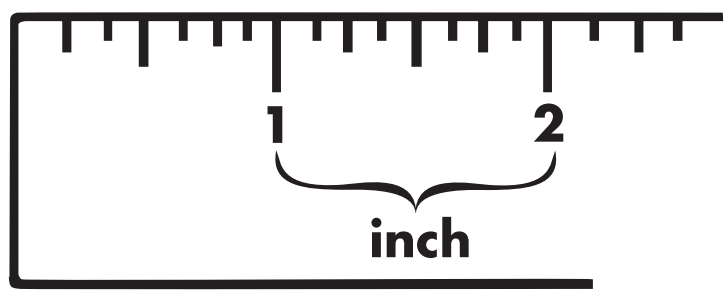

 Write the lowercase i on the line.

 Color the pictures.



I is for _____nsects.

I is for _____gloo.



I is for _____nch.

Nonliving Things

Directions: Find and circle the words in the puzzle.


g	y	c	l	b	s	k	c
c	b	o	o	k	h	m	l
a	b	a	l	l	j	t	o
r	z	f	a	i	u	n	c
d	p	e	n	c	i	l	k
e	x	d	o	l	l	v	w



car



doll




ball



book



clock



pencil

Jj

Practice by tracing the letter. Then, write the letter.



Jj


Practice by tracing the words. Then, write the words.

jaguar

jump

jam

June



Jump in and Look!

Directions: Circle the **blue** words from the sentences. The words go → and ↓.

e	l	n	g	c	e	b	r	d
p	g	i	r	l	j	i	d	r
y	a	u	d	z	b	g	b	a
b	l	a	c	k	w	o	x	w
r	s	c	k	f	d	w	a	h
i	f	o	u	r	g	t	r	k
a	c	n	v	l	l	r	e	b

Emily's cat is **black**.

I have **four** good friends.

Tom can **draw** a mouse.

He is so **big**!

We **are** strong.

The **girl** is reading.



Jj

Write the phrases.

Jumping jaguars

jolly jokes


Jj

These words start with **J** or **j**.




Write the lowercase **j** on the line.

Color the pictures.



J is for _____ump rope.

J is for _____ar or _____am.

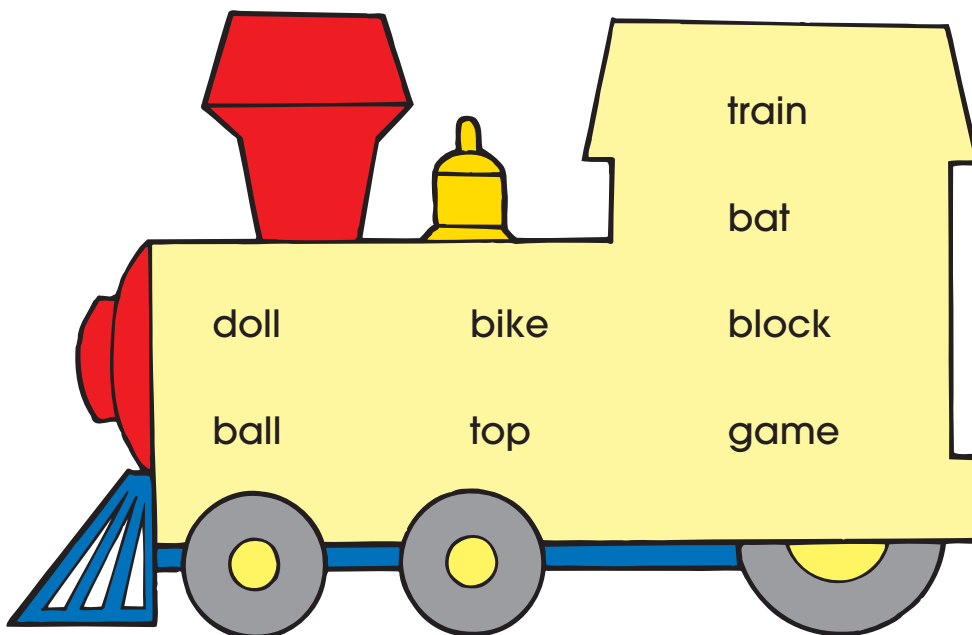


J is for _____ug.

Toy Time

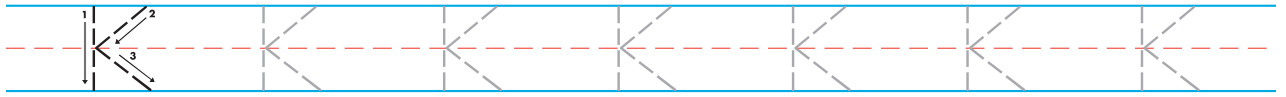
Directions: Find and circle the words in the puzzle.

b	t	r	a	i	n	b	a	t	x
i	g	t	c	d	g	a	m	e	p
k	a	o	e	b	a	l	l	n	c
e	t	p	f	h	k	r	m	o	s
d	o	l	l	p	t	s	p	q	z
j	k	o	b	l	o	c	k	l	p

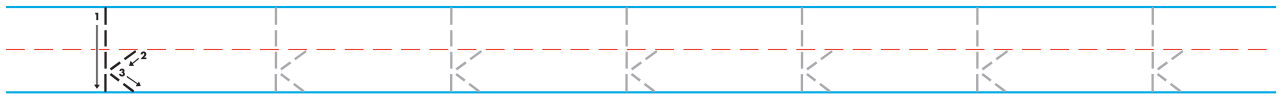


Kk

Practice by tracing the letter. Then, write the letter.



Three sets of blank handwriting lines (top blue, middle dashed red, bottom blue) for independent practice of writing uppercase 'K's.



Three sets of blank handwriting lines (top blue, middle dashed red, bottom blue) for independent practice of writing lowercase 'k's.

Kk


Practice by tracing the words. Then, write the words.

kangaroo

kite

key

Kelsey



Hunt and Look

Directions: Circle the **blue** words from the sentences. The words go → and ↓.

b	l	e	i	n	f	r	q	j
u	f	o	r	w	u	t	d	a
p	t	h	x	c	n	d	i	u
t	f	u	f	b	n	y	d	o
h	r	s	h	o	y	g	y	k
i	x	a	t	e	f	s	w	d
s	m	v	n	i	z	c	a	n

Timmy is **funny**.

You **did** it!

Is **this** your paper?

I made it **for** you.

Kristen **can** kick the ball.

She **ate** all her apple.



Kk

Write the phrases.

Kind Kelsey


keeps kangaroos

Letter Kk






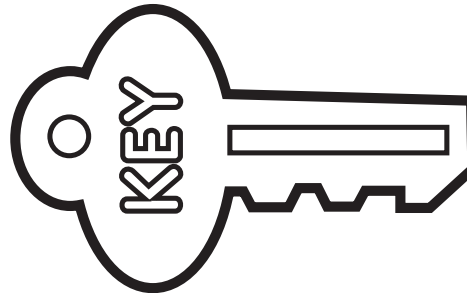
Circle the K or k in these words:

- | | | | |
|------|----------|--------|-------|
| key | kangaroo | high | Kelly |
| kite | Kim | karate | art |
| soda | cart | toe | Kevin |



Circle the pictures that start with the sound of Kk.

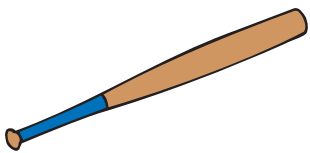
Color the pictures.




Search Outside

Directions: Circle the words from the sentences. The words go → and ↓.


r	d	s	c	a	p	s	c
a	k	v	l	g	a	c	g
n	s	a	a	f	b	m	n
t	m	n	e	b	a	m	c
f	e	i	v	e	t	f	a
r	a	t	w	r	k	r	t




bat



van




cat



rat




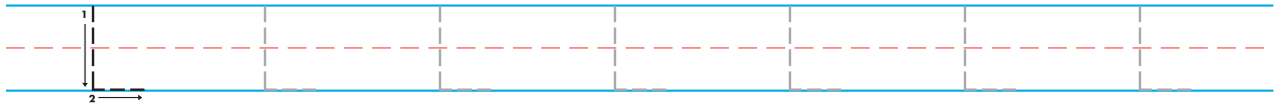
ant



cap

LI

Practice by tracing the letter. Then, write the letter.



L


Practice by tracing the words. Then, write the words.

lion

lollipop

lick

Lori



Try to Find the Words

Directions: Circle the **blue** words from the sentences. The words go → and ↓.

e	t	h	i	n	g	o	a	c
l	i	g	r	c	u	w	f	l
s	v	i	b	g	n	o	h	o
n	b	e	e	n	c	m	k	t
p	g	y	l	w	m	a	e	h
n	o	w	o	t	h	n	d	e
b	x	i	m	h	i	g	h	s

This **thing** is broken.

That slide is too **high**.

We have **been** at the park.

Mom bought some new **clothes**.

Help the **woman** with the baby.

I want a cookie **now**!



L

Write the phrases.

Little Lori


likes lions

Letter Ll






Circle the L or l in these words:

- | | | | |
|--------|--------|------|------------|
| letter | Leah | book | television |
| Larry | lamp | net | leap |
| lion | ladder | leaf | lap |



Circle the pictures that start with the sound of Ll.


Color the pictures.



Search Inside

Directions: Circle the words. The words go → and ↓.


p	a	n	h	e	t	u	c
c	f	d	m	h	c	f	h
m	b	d	a	t	a	j	a
a	e	b	t	x	n	e	t
p	c	y	v	j	t	c	i
s	k	b	a	g	n	g	v



pan



hat



bag



can



mat



map

Mm

Practice by tracing the letter. Then, write the letter.



Blank handwriting practice lines consisting of three horizontal lines (top blue, middle red dashed, bottom blue) for independent practice of uppercase M.



Blank handwriting practice lines consisting of three horizontal lines (top blue, middle red dashed, bottom blue) for independent practice of lowercase m.

Mm


Practice by tracing the words. Then, write the words.

monkey

mushroom

moon

Megan



Do You See Each Word?

Directions: Circle the **blue** words from the sentences. The words go → and ↓.

l	w	p	a	u	j	b	t	d
b	e	t	t	e	r	n	r	h
t	y	o	a	e	s	h	y	e
f	s	c	w	a	t	e	r	t
r	u	i	x	b	r	v	k	t
i	c	w	h	u	r	t	s	o
q	h	z	u	f	x	a	g	o

Let Max catch, **too**.

Can I **try** now?

The **water** is cold.

James is **such** a funny boy!

Did you **hurt** your toe?

I **better** go home now.



Mm

Write the phrases.

Mommy monkeys


Megan's mushrooms

Mm

These words start with **M** or **m**.

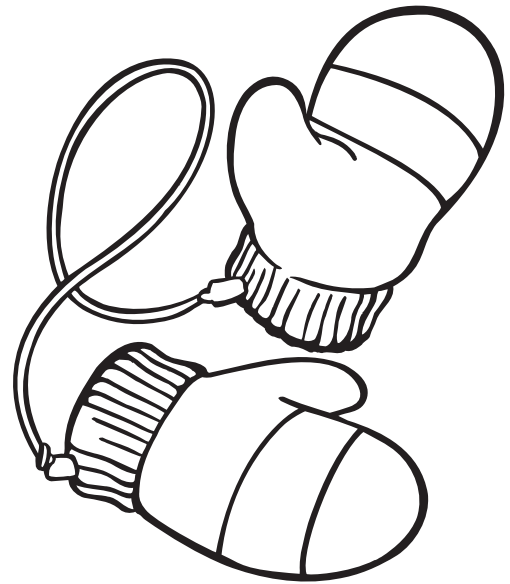
 Write the lowercase **m** on the line.

Color the pictures. 



M is for _____onkey.

M is for _____ittens.



M is for _____oon.


Super Search

Directions: Circle the words. The words go → and ↓.


p	m	p	w	t	p	h	y
o	g	r	o	c	k	o	f
n	u	l	v	s	t	g	r
d	z	t	o	p	z	r	o
k	l	d	c	y	l	w	g
a	c	b	o	x	f	t	e




top



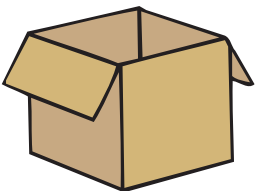
rock




hog



frog




box



pond

Nn

Practice by tracing the letter. Then, write the letter.



Nn

Write the phrases.

Nine newts

no nest

Search All Over

Directions: Circle the **blue** words from the sentences. The words go → and ↓.

e	d	b	e	c	a	u	s	e
n	j	l	e	p	m	g	y	c
o	s	q	o	t	h	e	r	h
u	h	f	k	z	r	a	s	m
g	a	v	a	b	o	u	t	e
h	l	x	w	o	t	j	v	i
b	l	n	f	r	i	e	n	d

I can wear my **other** shoes.


Sallie wants it **because** she is tired.

You **shall** eat dinner now.

It is **about** time to go.

Did you get **enough** popcorn?

Megan is her **friend**.



Nn

Write the sentence.

Nine newts have no nest.




Letter Nn





Circle the **N** or **n** in these words:

Nathan	nine	no	Nancy
man	under	nest	nails
net	ball	Mary	never



Circle the pictures that start with the sound of **Nn**.


Color the pictures.




Hide and Seek

Directions: Circle the words. The words go → and ↓.


m	d	u	c	k	r	m	d
e	g	f	r	o	u	i	j
b	u	n	u	l	g	b	u
w	w	p	d	n	s	v	m
s	r	d	g	u	x	r	p
g	h	u	t	t	n	k	x




nut



rug



duck



bun




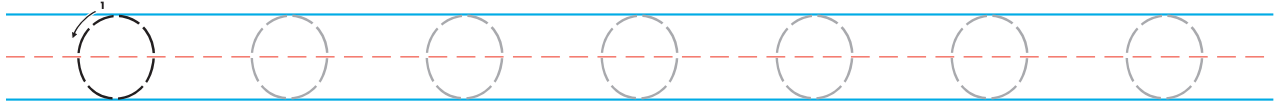
jump



hut

Oo

Practice by tracing the letter. Then, write the letter.



Oo


Practice by tracing the words. Then, write the words.

ostrich

octopus

olive

Olivia



Keep Looking

Directions: Circle the **blue** words from the sentences. The words go → and ↓.

b	u	y	r	c	n	e	p	a
w	o	j	w	x	p	e	u	q
h	s	y	f	m	a	f	g	i
o	h	g	i	c	r	v	o	t
l	o	f	r	s	t	b	t	d
a	w	r	e	z	h	g	y	k
o	b	l	v	t	n	e	x	t

Please **buy** me a toy!

Go **show** Eric your toys.

Corey **got** a new bike.

This is the funny **part**.

That **fire** is very hot.

Tanner is **next**.



Oo

Write the phrases.

Olivia owns


one ostrich

Oo

These words start with O or o.


 Write the lowercase o on the line.

Color the pictures. 



O is for _____strich.

o is for _____ven.



O is for _____ctopus.

Where Are They?

Directions: Circle the words. The words go → and ↓.


s	e	g	c	u	a	p	e
c	h	a	b	c	w	c	g
g	b	t	x	a	d	l	h
a	n	e	l	v	f	r	a
m	x	h	z	e	y	t	y
e	l	c	a	k	e	g	l



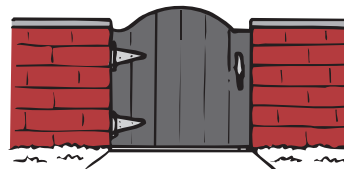
hay




cave



ape



gate




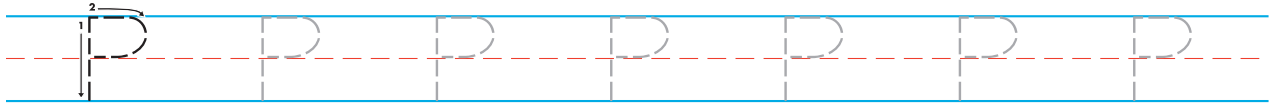
cake



game

Pp

Practice by tracing the letter. Then, write the letter.



Pp

Practice by tracing the words. Then, write the words.

penguin

pizza

pencil

puppy



Be Sure to Look Closely

Directions: Circle the **blue** words from the sentences. The words go → and ↓.

a	i	q	d	l	m	e	a	g
n	f	u	l	l	t	g	z	f
o	p	y	e	f	h	w	e	l
t	u	t	h	e	i	r	x	y
h	r	f	n	a	r	l	r	j
e	k	o	s	m	o	n	e	y
r	b	f	y	v	n	h	e	t

The baby bird can **fly**.

Lizzie is a friend **of** Marlee's.

We have **their** ball.

I have **another** pillow.

My **money** is in the bank.

Jack is **full** of pie.



Pp

Write the phrases.

puppy plays

pretty pool

Letter Pp



Circle the **P** or **p** in these words:

pencil

pig

penny

pie

Paul

dog

Patty

pen

balloon

party




pumpkin

play



Circle the pictures that start with the sound of **Pp**.


Color the pictures.



Hunting for Words

Directions: Circle the word. The words go → and ↓.

s	n	a	k	e	d	x	v
n	g	j	n	a	i	l	t
g	e	p	a	i	l	n	a
b	h	n	k	g	c	q	i
v	k	r	q	j	a	y	l
r	a	k	e	r	f	p	h



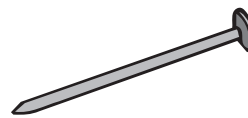
tail



jay




rake



nail



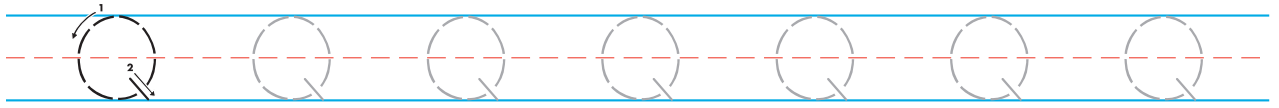
pail



snake

Qq

Practice by tracing the letter. Then, write the letter.



Blank handwriting lines for practicing uppercase Q. Each line set consists of a top blue line, a middle dashed red line, and a bottom blue line.



Blank handwriting lines for practicing lowercase q. Each line set consists of a top blue line, a middle dashed red line, and a bottom blue line.

Qq

Practice by tracing the words. Then, write the words.

quail

queen

quarter

quit



Did You Find Them All?

Directions: Circle the **blue** words from the sentences. The words go → and ↓.

h	d	l	o	n	g	o	i	a
u	q	y	r	u	x	e	d	e
s	s	n	e	w	l	t	o	s
e	i	v	q	a	y	g	e	w
k	w	a	y	o	d	n	s	j
p	s	w	e	g	n	r	w	c
b	z	f	m	n	e	v	e	r

May I **use** your pencil?

Bailey's hair is **long**.

What **does** Jamie do all day?

Go that **way**.

I can **never** lose this!

My **new** shirt is torn.



Qq

Write the phrases.

quiet queen

quits quarreling

Letter Qq



Circle the Q or q in these words:

pop

quilt

Quinn

Mary

Quincy

bike

quiet


quail

quarter

quit




balloon

fun



Circle the pictures that start with the sound of Qq.


Color the pictures.




I Spy

Directions: Circle the words. The words go → and ↓.


l	b	d	c	s	m	a	l
v	h	i	v	e	m	s	i
i	s	v	o	n	r	p	m
n	v	e	n	i	n	e	e
e	t	g	o	v	p	f	r
s	b	i	t	e	w	b	t



hive



dive



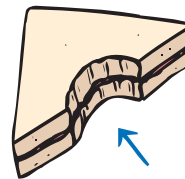
lime



nine



vine



bite

Rr

Practice by tracing the letter. Then, write the letter.

R R R R R R R R R

Blank handwriting lines for practicing uppercase letter R.

r r r r r r r r r

Blank handwriting lines for practicing lowercase letter r.

Rr


Practice by tracing the words. Then, write the words.

rabbit

ribbon

race

runs



Are You Finished?

Directions: Circle the **blue** words from the sentences. The words go → and ↓.

s	b	t	b	r	i	n	g	p
c	r	w	l	o	e	u	b	i
m	o	g	b	a	c	k	h	c
g	t	r	n	g	r	b	o	t
t	h	e	s	e	v	h	d	u
j	e	x	n	y	s	p	l	r
o	r	f	g	r	e	a	t	e

Are **these** your cars?


Can you **bring** me a drink?

David drew me a **picture**.

You are a **great** friend!

Give the toy **back** to Joey.

Sandie's **brother** is tall.



Rr

Write the phrases.

rabbits run

road race

Letter Rr



Circle the **R** or **r** in these words:

rain

nuts

pin

ring

roses

rake

four


Renee

Robert

rabbit




red

rocket



Circle the pictures that start with the sound of **Rr**.

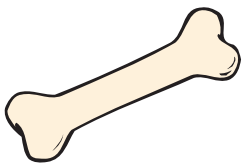
Color the pictures.



I See Them!

Directions: Circle the words. The words go → and ↓.

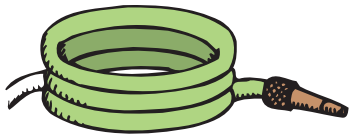
f	e	h	m	b	o	n	e
t	t	o	a	s	t	g	c
n	g	s	c	m	j	s	d
o	p	e	o	b	o	a	t
s	u	g	n	p	d	o	k
e	c	m	e	u	e	r	a



bone




boat




hose



nose



cone



toast

Ss

Practice by tracing the letter. Then, write the letter.

S S S S S S S

Blank handwriting lines for practicing uppercase letter S.

s s s s s s s

Blank handwriting lines for practicing lowercase letter s.

Ss

Practice by tracing the words. Then, write the words.

seal

sun


shell

seven



On Land

Directions: Find and circle the words in the puzzle.



car




van



bus



taxi



camper



bicycle

Ss

Write the phrases.

Seven shells


soft sunshine

Ss

These words start with **S** or **s**.

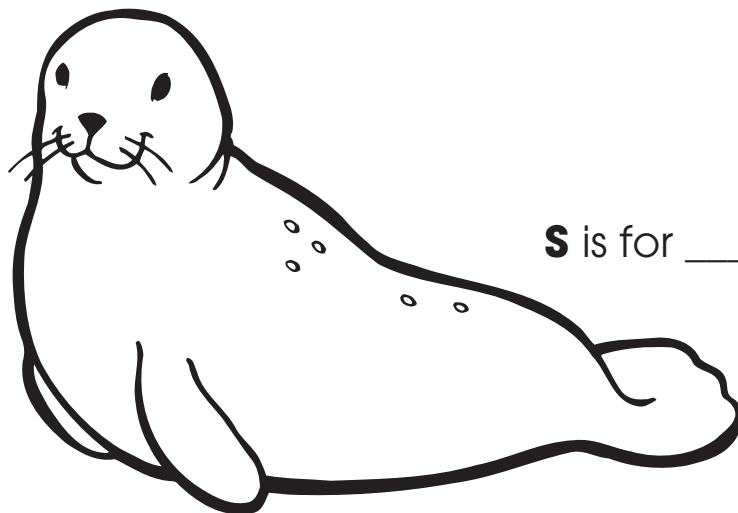
 Write the lowercase **s** on the line.

Color the pictures.



S is for _____oap.

S is for _____nake.




S is for _____eal.

Perfect Pets

Directions: Circle the word. The words go → and ↓.


v	f	i	s	h	d	o	g
f	v	t	c	d	n	h	t
r	g	y	a	b	i	r	d
o	u	s	t	z	m	x	i
g	i	o	k	o	h	f	s
b	h	a	m	s	t	e	r




cat




frog



dog



fish




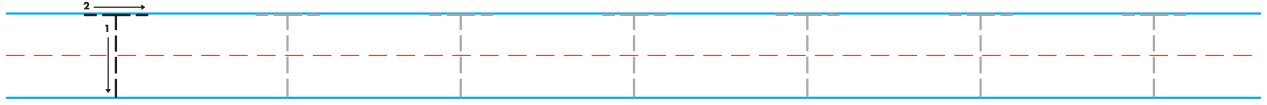
bird



hamster

Tt

Practice by tracing the letter. Then, write the letter.



Tt

Practice by tracing the words. Then, write the words.

turtle

tiger


tie

teach




How Does it Look?

Directions: Find and circle the words in the puzzle.



beautiful
colorful
fancy
strange
clear
curved

dull
pale
shiny
wide
sparkling
bright



Tt

Write the phrases.

Ten turtles

teach tigers

Letter Tt



Circle the **T** or **t** in these words:

Taylor

tiger

two

telephone

four

girl


fish

time

table

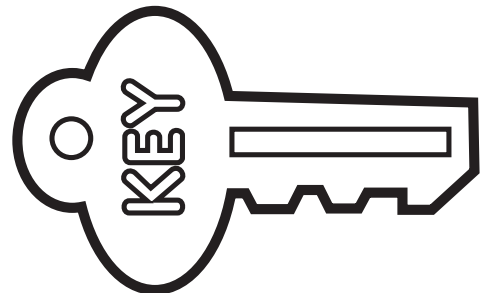



Timothy

television



Circle the pictures that start with the sound of **Tt**.

Color the pictures.



Let's Play!

Directions: Circle the word. The words go → and ↓.


r	t	m	p	s	w	i	m
i	n	j	x	m	c	g	h
d	e	u	l	k	i	c	k
e	r	m	t	o	s	h	s
p	x	p	s	l	i	d	e
v	r	u	n	q	o	r	v



swim




run



kick



slide





jump



ride

Uu

Practice by tracing the letter. Then, write the letter.



Uu

Practice by tracing the words. Then, write the words.

umpire

umbrella

under

unhappy



In the Country

Directions: Find and circle the words in the puzzle.

d	b	z	w	u	v	y	h
a	r	f	i	e	l	d	i
c	i	x	t	o	w	n	l
b	d	p	m	q	e	r	l
b	g	r	o	a	d	s	t
o	e	m	e	a	d	o	w




hill



road




town



field



bridge



meadow

Uu

Write the phrases.

Unhappy umpires


ugly umbrellas

Letter Uu



Circle the **U** or **u** in these words:



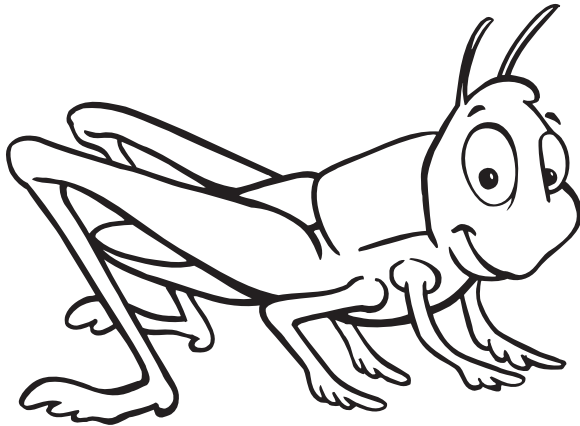
- | | | | |
|---------|----------|-------|--------|
| under | for | down | flower |
| unicorn | umbrella | also | laugh |
| unless | up | funny | use |



The letter **Uu** can have more than one sound. Circle the pictures that start with the sound of **Uu**. Color the pictures.




Circle the pictures



Beach Fun

Directions: Circle the words. The words go → and ↓.

f	c	p	a	i	l	m	o
t	w	f	l	h	o	b	f
k	a	m	g	w	f	e	s
a	v	b	e	h	d	a	h
b	e	l	r	a	n	c	e
t	s	y	p	l	k	h	l
c	r	a	b	e	c	g	l




beach



pail




waves



crab



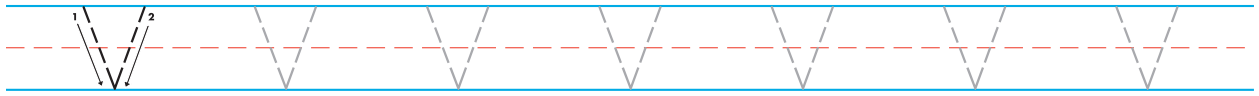
shell



whale

Vv

Practice by tracing the letter. Then, write the letter.



Vv

Practice by tracing the words. Then, write the words.

vulture

violin

vest

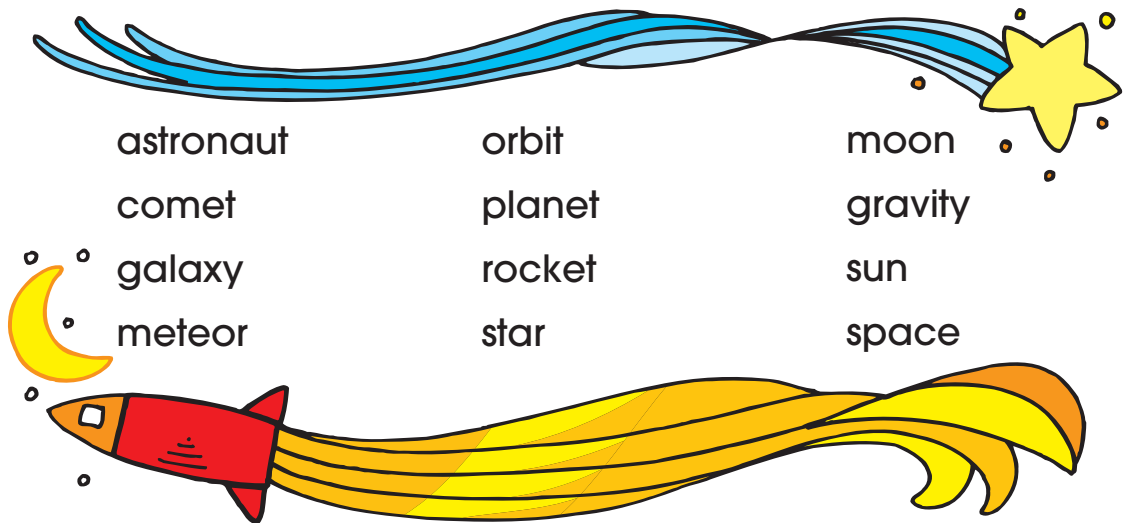
van



Space

Directions: Find and circle the words in the puzzle.

a	g	a	l	a	x	y	g	b	f	c	e	d
h	s	i	r	s	j	r	o	c	k	e	t	c
m	u	q	t	p	t	p	m	o	l	n	k	o
e	o	x	w	a	y	a	a	s	u	n	z	m
t	v	o	g	c	h	f	r	b	d	e	c	e
e	j	i	n	e	m	k	l	o	r	b	i	t
o	z	x	y	v	w	p	l	a	n	e	t	o
r	b	g	r	a	v	i	t	y	u	n	t	p
a	a	s	t	r	o	n	a	u	t	r	s	q



astronaut

orbit

moon

comet

planet

gravity

galaxy

rocket

sun

meteor

star

space

Vv

Write the phrases.

Vultures in vests


play violins

Letter Vv



Circle the V or v in these words:

Valerie	vest	look	vacuum
violin	Victor	van	vacation
rake	valentine	rabbit	up



Circle the pictures that start with the sound of Vv.


Color the pictures.



School is Great!

Directions: Circle the words. The words go → and ↓.

p	e	n	c	i	l	o	p
d	r	h	m	p	r	k	a
e	b	o	o	k	t	w	p
s	m	r	o	f	b	p	e
k	i	u	v	q	x	t	r
t	e	a	c	h	e	r	l
v	c	r	a	y	o	n	m



crayon



paper



pencil



desk



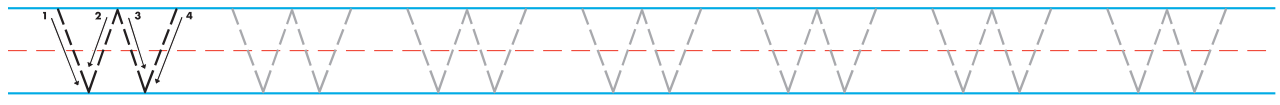
book



teacher

Ww

Practice by tracing the letter. Then, write the letter.



Four sets of empty handwriting lines (top blue, middle dashed red, bottom blue) for independent practice of writing uppercase 'W's.



Four sets of empty handwriting lines (top blue, middle dashed red, bottom blue) for independent practice of writing lowercase 'w's.

Ww


Practice by tracing the words. Then, write the words.

whale

walrus


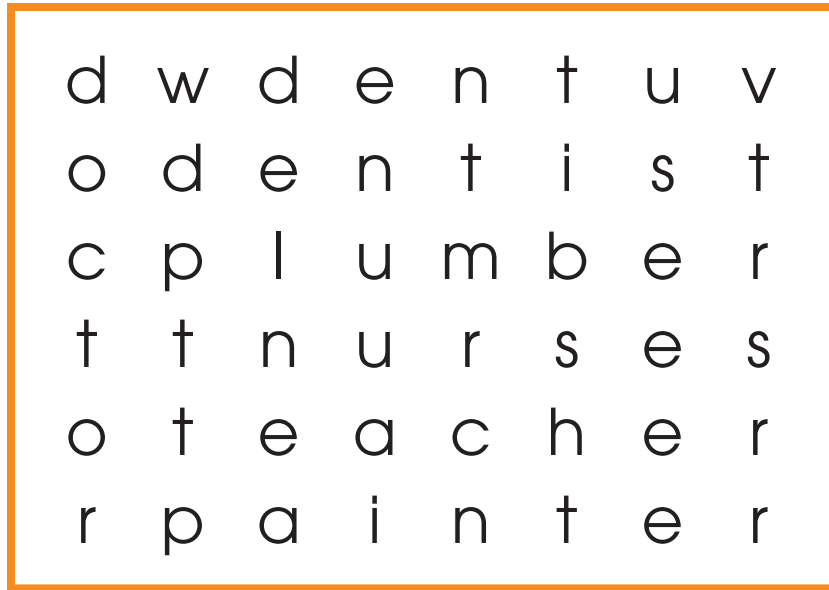
water

wishes



Community Helpers

Directions: Find and circle the words in the puzzle.



nurse



teacher



doctor



plumber



dentist



painter

Ww

Write the phrases.

walrus wishes

warm water

Letter Ww



Circle the W or w in these words:

window

win

Marjorie

boat

Walter

said

white


willow

walk

was

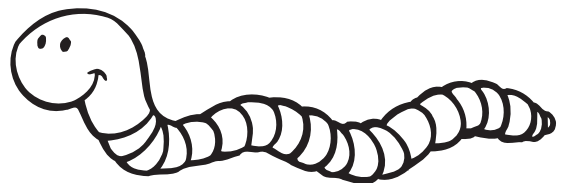



Wendy

want



Circle the pictures that start with the sound of Ww.


Color the pictures.




Baby Animals

Directions: Circle the words. The words go → and ↓.

g	p	u	p	p	y	n	c
c	e	o	j	y	d	f	i
h	l	f	x	l	a	m	b
i	r	a	j	t	w	p	k
c	b	w	c	a	l	f	a
k	z	n	v	d	v	h	p
q	m	k	i	t	t	e	n




puppy




calf




kitten



fawn



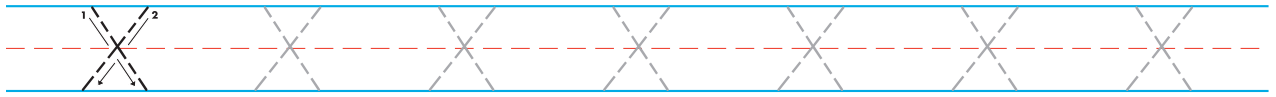
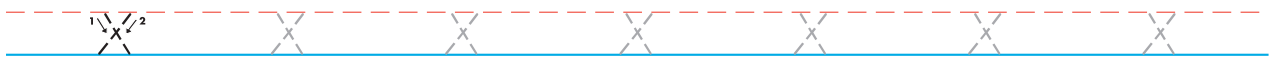
chick



lamb

Xx

Practice by tracing the letter. Then, write the letter.

A set of four blank handwriting lines (solid top, dashed middle, solid bottom) for practicing writing uppercase 'X' characters.A set of four blank handwriting lines (solid top, dashed middle, solid bottom) for practicing writing lowercase 'x' characters.

Xx

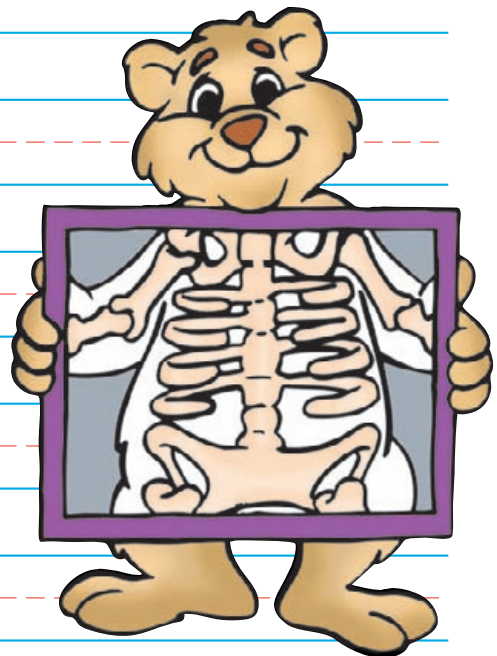
Practice by tracing the words. Then, write the words.

x-ray

xylophone

Max

extra



How Does it Taste?

Directions: Find and circle the words in the puzzle.

a	s	w	e	e	t	x	h	h	v	s	t	u
b	e	a	k	y	j	i	w	o	x	p	c	j
i	l	b	l	d	a	z	a	t	b	i	y	u
t	m	c	s	t	a	l	e	z	s	c	d	i
t	b	n	n	o	y	m	r	l	k	y	e	c
e	q	c	e	p	o	s	o	u	r	j	c	y
r	g	r	f	p	s	q	w	t	v	u	o	h
d	d	e	l	i	c	i	o	u	s	i	l	f
g	r	e	a	s	y	t	a	s	t	y	d	g

sweet

bitter

delicious

juicy

salty

sour

spicy

stale

tasty

greasy

hot

cold



Xx

Write the phrases.

extra saxophone


extra xylophone

Letter Xx



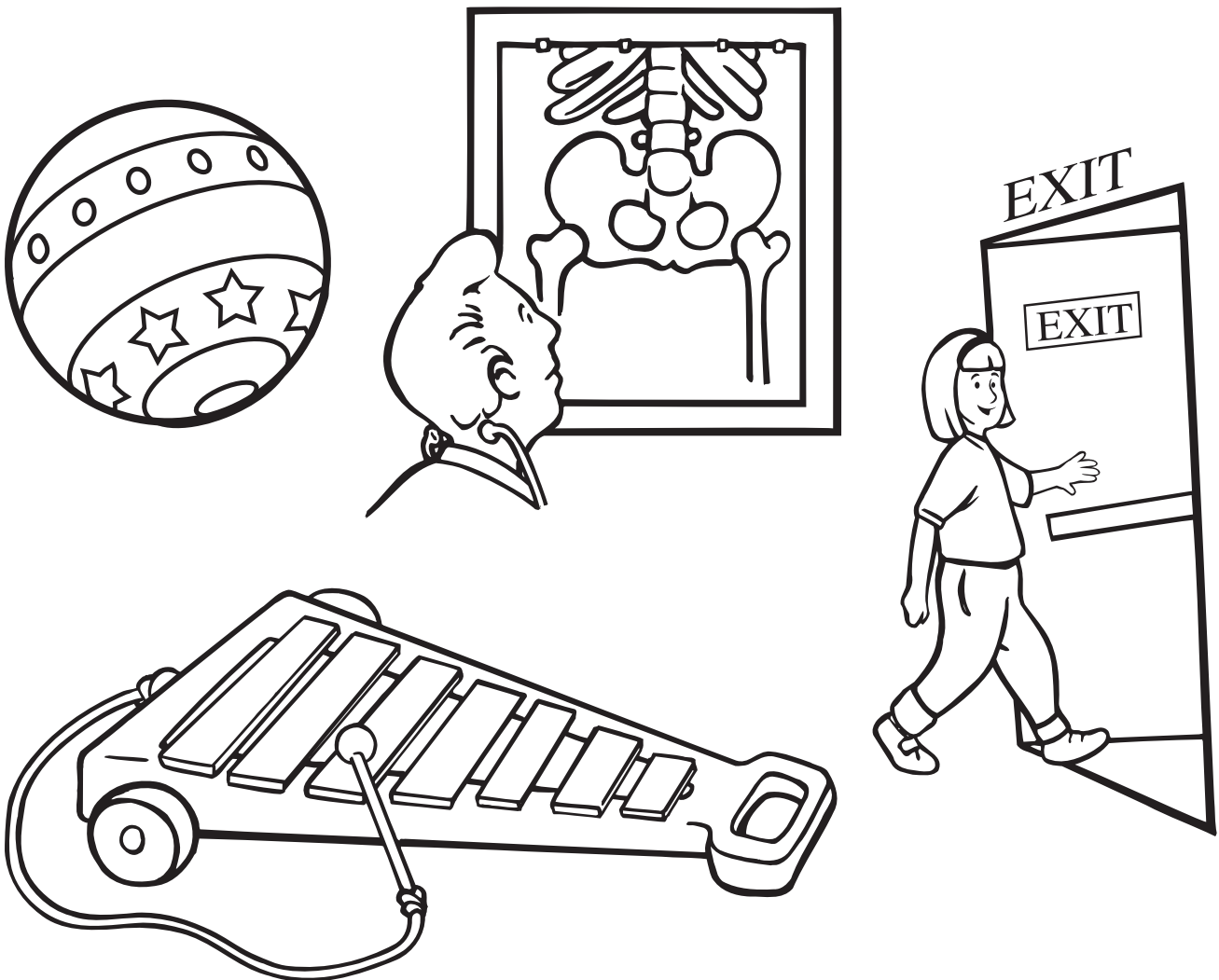
Circle the X or x in these words:

- | | | | |
|--------|--------|-----------|----------|
| Xavier | dog | xylophone | exercise |
| X-ray | rabbit | tax | play |
| exit | Rex | excellent | bat |



Circle the pictures that start with the sound of Xx.

Color the pictures.



Circus Fun

Directions: Circle the words. The words go → and ↓.


c	k	a	t	h	s	c	l
l	n	c	i	l	e	o	i
o	e	p	g	u	a	f	o
w	g	y	e	h	l	j	n
n	a	c	r	o	b	a	t
b	q	v	b	i	w	m	d
e	l	e	p	h	a	n	t



seal




clown



lion



acrobat



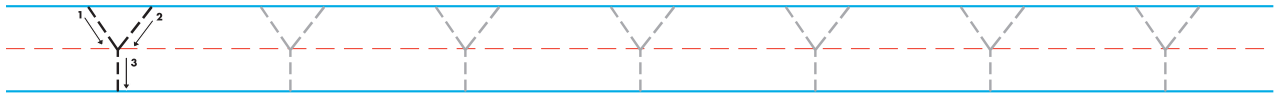
elephant



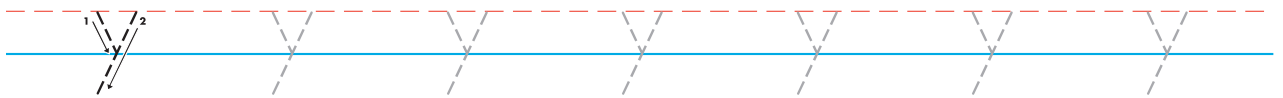
tiger

Yy

Practice by tracing the letter. Then, write the letter.



Blank handwriting practice lines for uppercase Y. Each row consists of a solid top line, a dashed middle line, and a solid bottom line.



Blank handwriting practice lines for lowercase y. Each row consists of a solid top line, a dashed middle line, and a solid bottom line.

Yy


Practice by tracing the words. Then, write the words.

yak

yo-yo

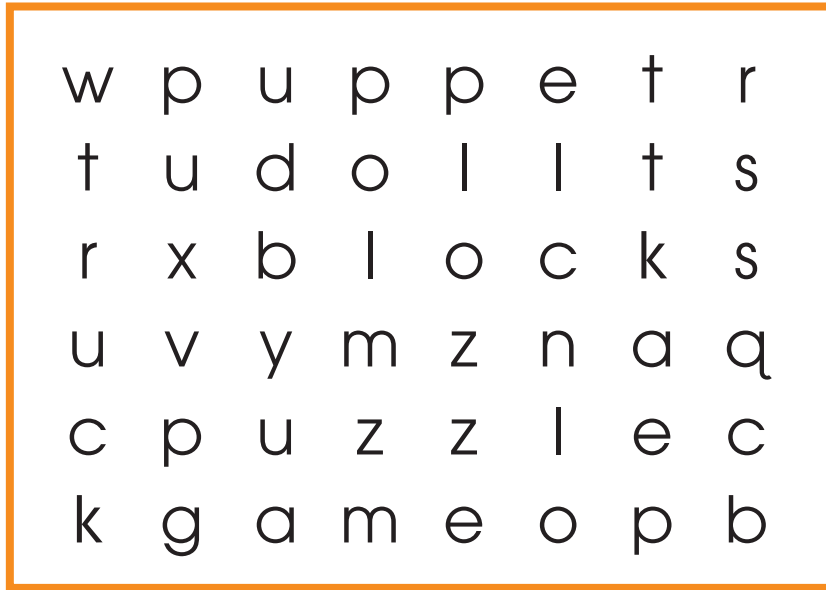
yarn

your




Toys


Directions: Find and circle the words in the puzzle.



doll



game



truck



block



puppet



puzzle

Yy

Write the phrases.

Your yak



yellow yo-yo

Yy


These words start with **Y** or **y**.

 Write the lowercase **y** on the line.


Color the pictures. 



Y is for _____o-yo.



Y is for _____arn.



Y is for _____ogurt.

Fantastic Fruit

Directions: Circle the words. The words go → and ↓.

e	g	r	a	p	e	s	o
k	o	i	d	y	j	b	r
b	a	n	a	n	a	z	a
p	r	l	f	g	x	p	n
v	p	e	a	c	h	l	g
d	s	q	m	t	n	u	e
a	p	p	l	e	w	m	h



apple




plum



banana



peach




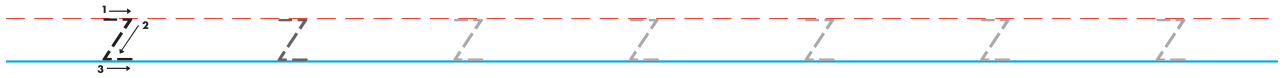
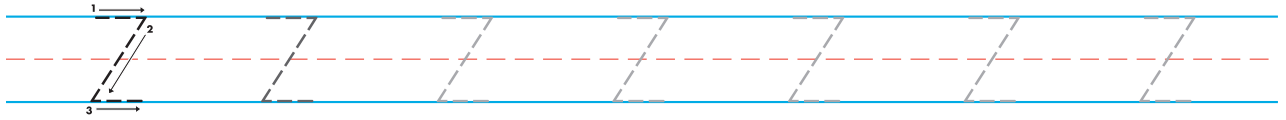
orange



grapes

Zz

Practice by tracing the letter. Then, write the letter.



Zz


Practice by tracing the words. Then, write the words.

zebra

zipper

zoo

zigzag



Word Opposites

Directions: Draw a line to match each word to its opposite.

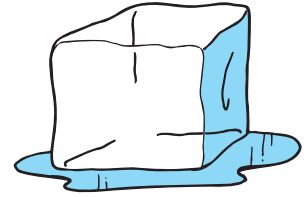


big

cold

tall

little



hot

short

Directions: Find and circle the words in the puzzle.

c	o	l	d	a	l	w	z
d	t	a	l	l	i	x	b
s	t	r	e	c	t	l	i
t	s	h	o	r	t	y	g
u	q	h	p	o	l	n	v
h	o	t	i	j	e	k	m

Zz

Write the phrases.

zany zebras


zigzag zoo

Letter Zz






Circle the **Z** or **z** in these words:

- | | | | |
|--------|--------|------|--------|
| zipper | zigzag | zoom | zone |
| zebra | jazz | zero | lizard |
| last | Zelda | frog | zoo |



Circle the pictures that start with the sound of **Zz**.

Color the pictures.




Fun Foods

Directions: Circle the words. The words go → and ↓.


d	c	a	k	e	q	i	a
e	p	o	p	c	o	r	n
c	j	t	g	s	o	f	l
h	c	c	o	o	k	i	e
i	g	p	v	n	x	m	c
p	u	y	c	a	n	d	y
s	m	b	n	z	k	h	w



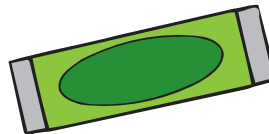
candy



popcorn



cake



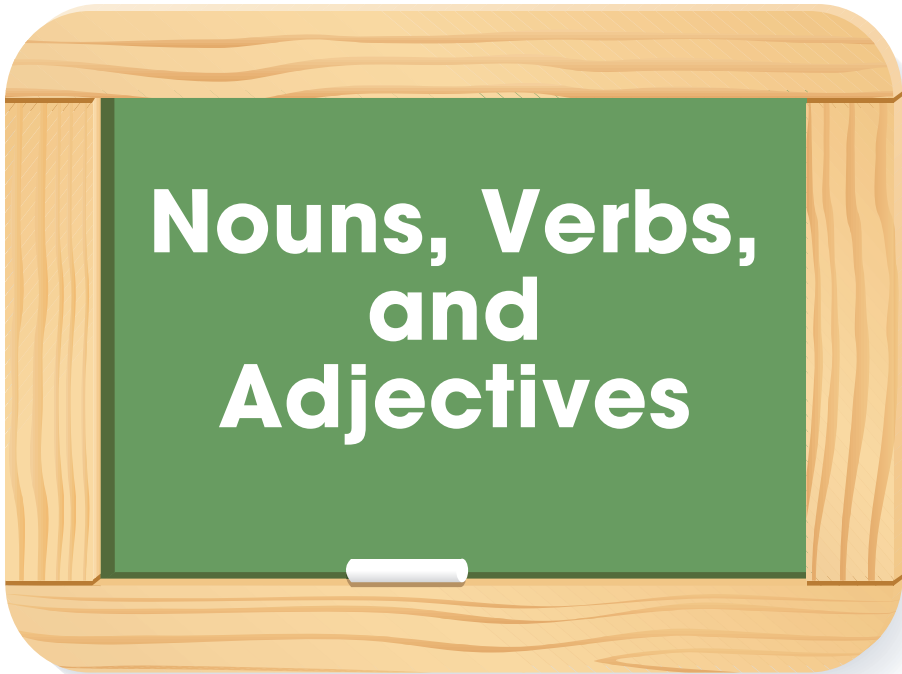
gum



cookie



chips




**Nouns, Verbs,
and
Adjectives**

Nouns

A **noun** is a word that names a person, place, or thing. When you read a sentence, the noun is what the sentence is about.

Directions: Complete each sentence with a noun.


_____ is fat.




My _____ is blue.



The _____ has apples.






The _____ is hot.



Nouns

Directions: Write these naming words in the correct box.

store cat	zoo park	child gym	baby woman	teacher sock	table horse
 <p>Person</p>	_____	_____	_____	_____	_____
 <p>Place</p>	_____	_____	_____	_____	_____
 <p>Thing</p>	_____	_____	_____	_____	_____

At the Pet Shop

Directions: Find and circle the words in the puzzle.

cage

brushes

collars

guppies

food

mice



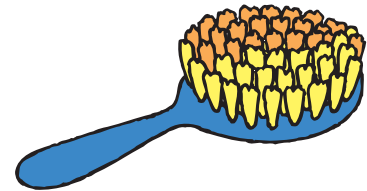
fish

toys

birds

dogs

c	o	l	a	r	s	g	
b	r	u	s	h	e	s	u
f	a	m	d	t	c	g	p
i	c	i	o	o	a	f	p
s	e	c	g	y	g	o	i
h	z	e	s	s	e	o	e
b	i	r	d	s	r	d	s



Things That Go Together

Some nouns name things that go together.

Directions: Draw a line to match the nouns on the left with the matching nouns on the right.



toothpaste



pencil




salt



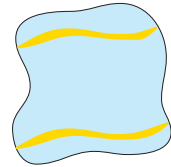
shoe



soap



pillow



washcloth




sock



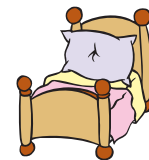
toothbrush



pepper




paper



bed


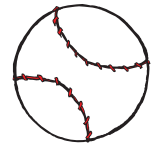
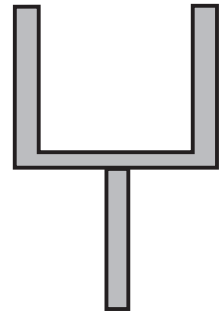
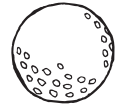



A Step in the Right Direction

Directions: Connect the dots from 1 to 13. Then, color to finish the picture.



Things That Go Together

Directions: Draw a line to connect the objects that go together.



Clothes I Wear

Directions: Circle the words. The words go → and ↓.

a	s	j	s	o	c	k	s
l	h	p	h	t	e	j	c
p	o	z	i	m	n	a	t
a	e	s	r	f	v	c	r
n	s	x	t	y	q	k	l
t	g	d	w	k	i	e	b
s	o	s	h	o	r	t	s



shirt



socks



shoes



pants



shorts



jacket

Verbs

Verbs are words that tell what a person or thing can do.

Example: The girl pats the dog.

The word **pats** is the verb. It shows action.

Directions: Draw a line between the verbs and the pictures that show the action.




eat



run



sleep



swim



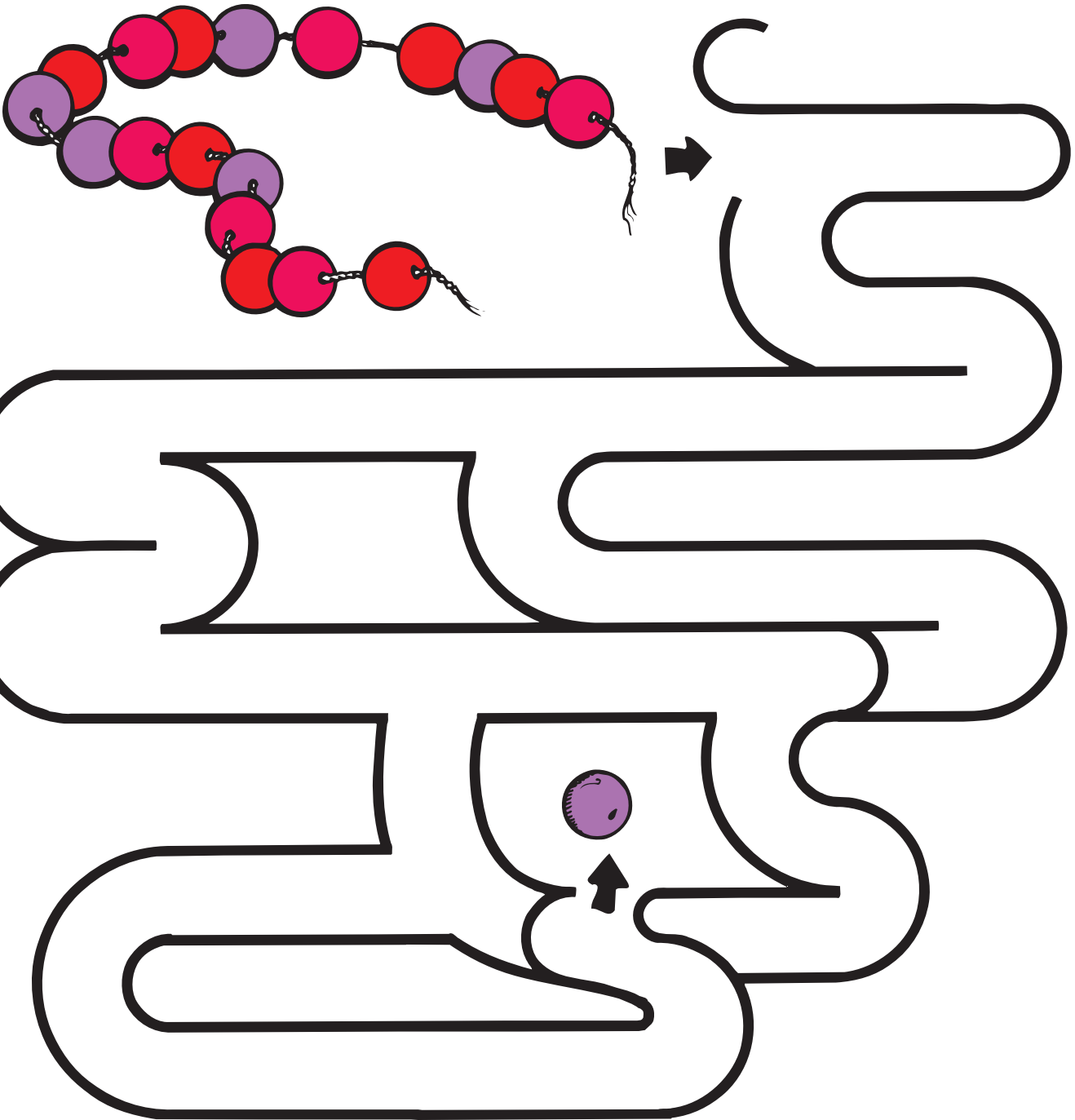
sing



hop

A Lost Bead

Directions: Find the path to the missing bead.



Verbs

Directions:

Look at the picture and read the words. Write an action word in each sentence below.



1. The two boys like to _____ together.
2. The children _____ the soccer ball.
3. Some children like to _____ on the swing.
4. The girl can _____ very fast.
5. The teacher _____ the bell.


In the Desert

Directions: Find and circle the words in the puzzle.

a	j	g	r	a	s	s	h	o	p	p	e	r
h	n	o	n	i	l	f	w	e	s	d	c	s
k	p	t	n	m	j	o	a	p	p	q	a	r
b	e	e	t	l	e	h	t	g	i	b	c	z
d	e	s	e	r	t	e	e	d	d	y	t	t
f	q	n	l	i	a	k	r	c	e	q	u	m
g	l	i	z	a	r	d	b	c	r	v	s	o
b	u	t	t	e	r	f	l	y	x	y	w	t
f	l	o	w	e	r	s	r	w	a	s	p	h

desert
cactus
flowers
water
lizard
beetle

butterfly
grasshopper
ant
moth
wasp
spider



Nouns and Verbs

A noun is a person or thing a sentence tells about. A verb tells what the person or thing does.

Directions: Circle the noun in each sentence. Underline the verb.

Example: The cat sleeps.



1. Jill plays a game on the computer.



2. Children swim in the pool



3. The car raced around the track.



4. Mike throws the ball to his friend.



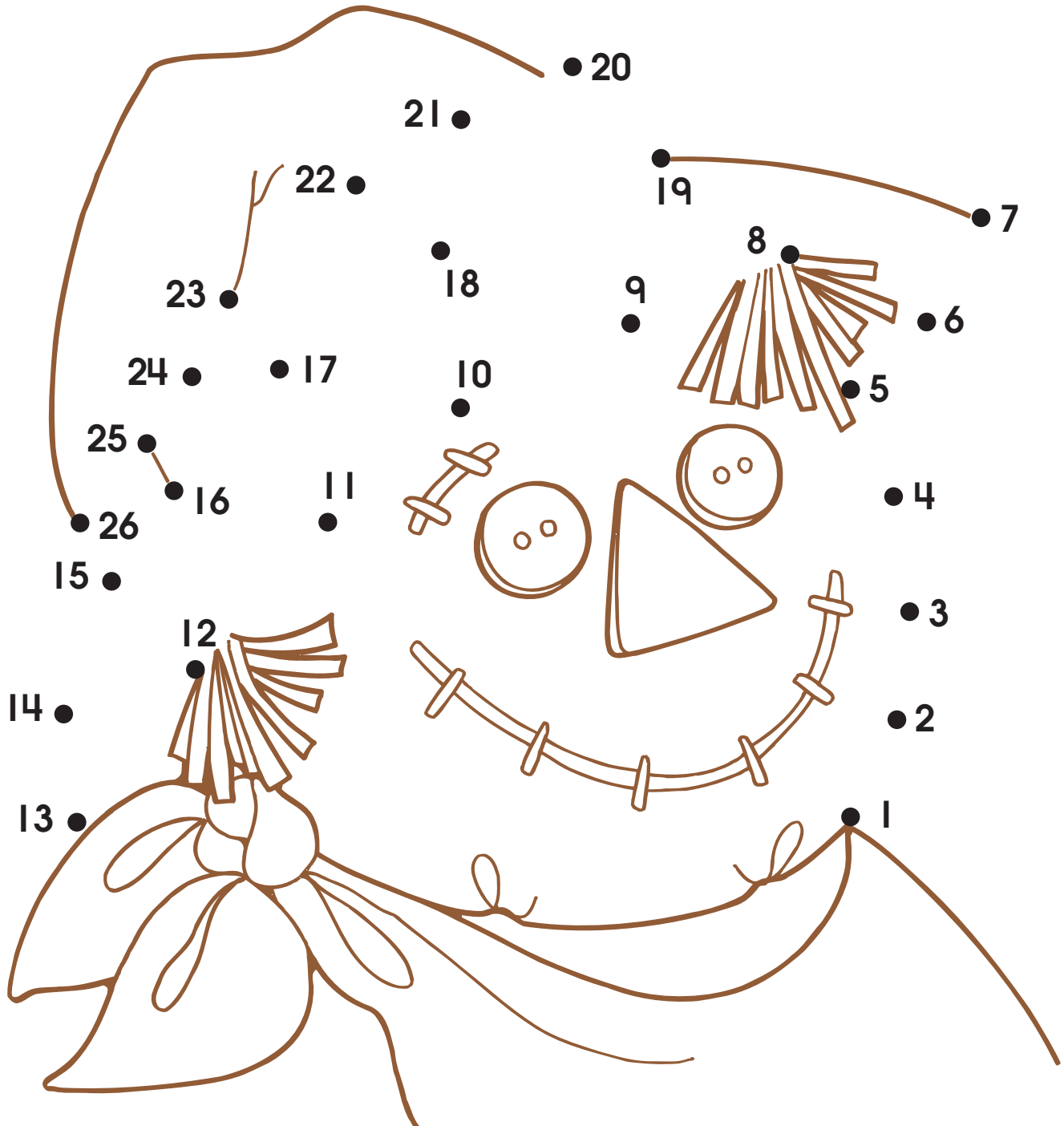
5. Monkeys swing in the trees.



6. Terry laughed at the clown.

The Happy Scarecrow

Directions: Connect the dots from 1 to 26. Then, color to finish the picture.




Nouns and Verbs


Directions: Read the sentences below. Draw a red circle around the nouns. Draw a blue line under the verbs.




1. The boy runs fast.



2. The turtle eats leaves.




3. The fish swim in the tank.



4. The girl hits the ball.

A Lost Kangaroo

Directions: Help the mother kangaroo find her baby.




Words That Describe

Describing words tell us more about a person, place, or thing.


Directions: Read the words in the box. Choose the word that describes the picture. Write it next to the picture.

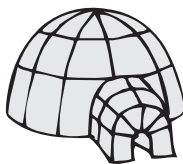
happy round sick cold long












Let's Look Around







Directions: Connect the dots from 1 to 23. Then, color to finish the picture.



Words That Describe

Directions: Read the words in the box. Choose the word that describes the picture. Write it next to the picture.

wet round funny soft sad tall



Around the House

Directions: Circle the words. The words go → and ↓.

e	t	k	c	h	a	i	r
n	a	q	w	d	t	o	a
b	b	s	g	p	l	b	f
e	l	p	i	l	l	o	w
d	e	z	u	g	y	v	i
m	h	i	b	d	e	s	k
t	o	y	s	p	j	m	c



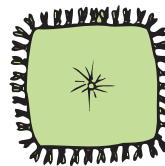
bed



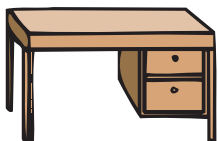
chair



table



pillow



desk



toys


Words That Describe

Directions: Circle the describing word in each sentence. Draw a line from the sentence to the picture.

1. The hungry dog is eating.




2. The tiny bird is flying.



3. Horses have long legs.



4. She is a fast runner.




5. The little boy was lost.



Fix the Leak

Directions: Help the plumber find the sink. Then, color the picture.



Words That Describe: Colors and Numbers


Colors and numbers can describe nouns.

Directions: Underline the describing word in each sentence. Draw a picture to go with each sentence.

A yellow moon was in the sky.



Two worms are on the road.



The tree had red apples.




The girl wore a blue dress.

Find Them

Directions: Circle the words. The words go → and ↓.

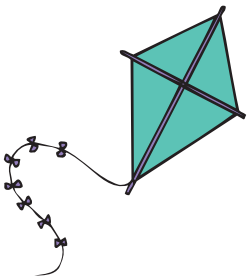
h	g	h	d	i	m	e	f
p	t	i	e	b	s	f	m
i	b	k	h	i	q	n	x
e	s	a	r	k	i	t	e
b	c	i	f	e	e	z	v
m	o	f	i	v	e	s	a



pie




dime



kite



tie



bike



five

Sequencing: Comparing Adjectives

Directions: Look at each group of pictures. Write **1**, **2**, or **3** under the picture to show where it should be.

Example:




tallest 3




tall 1




taller 2




small _____




smallest _____




smaller _____




biggest _____




big _____




bigger _____



wider _____




wide _____



widest _____


A Lamb's Life

Directions: Connect the dots from 1 to 13. Then, color to finish the picture.




Sequencing: Comparing Adjectives


Directions: Look at each group of pictures. Write **1**, **2**, or **3** under the picture to show where it should be.




shortest _____




shorter _____




short _____



longest _____



longer _____



long _____



happy _____



happier _____



happiest _____



hotter _____



hot _____




hottest _____


Plants We Eat

Directions: Circle the words. The words go → and ↓.

k	p	u	m	p	k	i	n	l
c	i	f	n	u	c	l	a	e
e	f	s	c	a	r	r	o	t
l	y	b	r	g	d	q	d	t
e	m	p	c	o	r	n	w	u
r	o	v	z	m	v	j	h	c
y	e	b	e	a	n	s	r	e



carrot



corn



lettuce



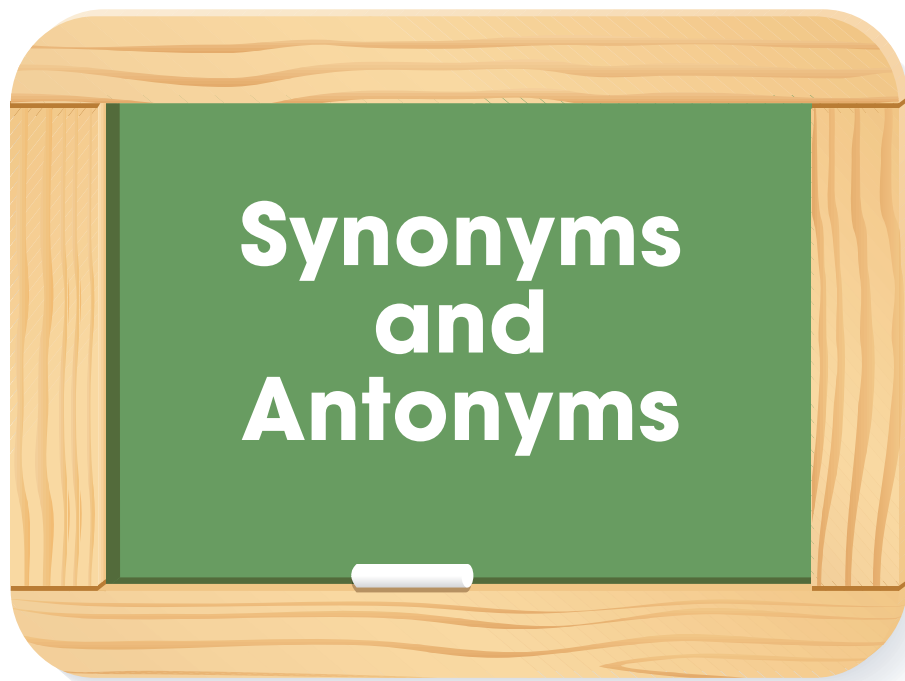
pumpkin



celery







beans



Synonyms

Synonyms are words that mean almost the same thing. **Start** and **begin** are synonyms.

Directions: Find the synonyms that describe each picture. Write the words in the boxes below the picture.

small	funny	large	sad	silly	little	big	unhappy
							
							

Find the Jack-o'-Lantern


Directions: Help the child get to the jack-o'-lantern.



In the Rainforest

Directions: Circle the words. The words go → and ↓.

w	m	s	l	o	t	h	o	m
i	r	y	t	i	o	p	n	o
g	c	j	a	g	u	a	r	n
u	o	k	v	m	c	z	u	k
a	t	e	i	g	a	j	a	e
n	h	y	d	i	n	g	u	y
a	n	t	e	a	t	e	r	i




monkey



iguana




toucan



sloth



anteater



jaguar

Similarities: Synonyms

Directions: Circle the word in each row that is most like the first word in the row.

Example:

grin



smile

frown

mad

bag



jar

sack

box

cat



fruit

animal

flower

apple



rot

cookie

fruit

around



circle

square

dot

brown



tan

black

red

bird



dog

cat

duck

bee



fish

ant

snake

In the Woods

Directions: Circle the words. The words go → and ↓.


o	h	m	b	e	a	v	e	r
p	x	i	a	v	z	p	g	a
o	t	b	e	a	r	n	k	c
s	i	r	r	v	j	d	s	c
s	q	u	i	r	r	e	l	o
u	y	o	q	a	d	e	i	o
m	f	l	u	c	o	r	w	n



squirrel



raccoon



deer



opossum



bear




beaver

Synonyms

Synonyms are words that have the same meaning.


Directions: Read each sentence and look at the underlined word. Circle the word that means the same thing. Write the new words.



- | | | | |
|--|--------|--------|--------|
| 1. The <u>little</u> dog ran. | tall | funny | small |
| 2. The <u>happy</u> girl smiled. | glad | sad | good |
| 3. The bird is in the <u>big</u> tree. | green | pretty | tall |
| 4. He was <u>nice</u> to me. | kind | mad | bad |
| 5. The baby is <u>tired</u> . | sleepy | sad | little |

Digging Deep

Directions: Connect the dots from 1 to 26. Then, color to finish the picture.



Synonyms

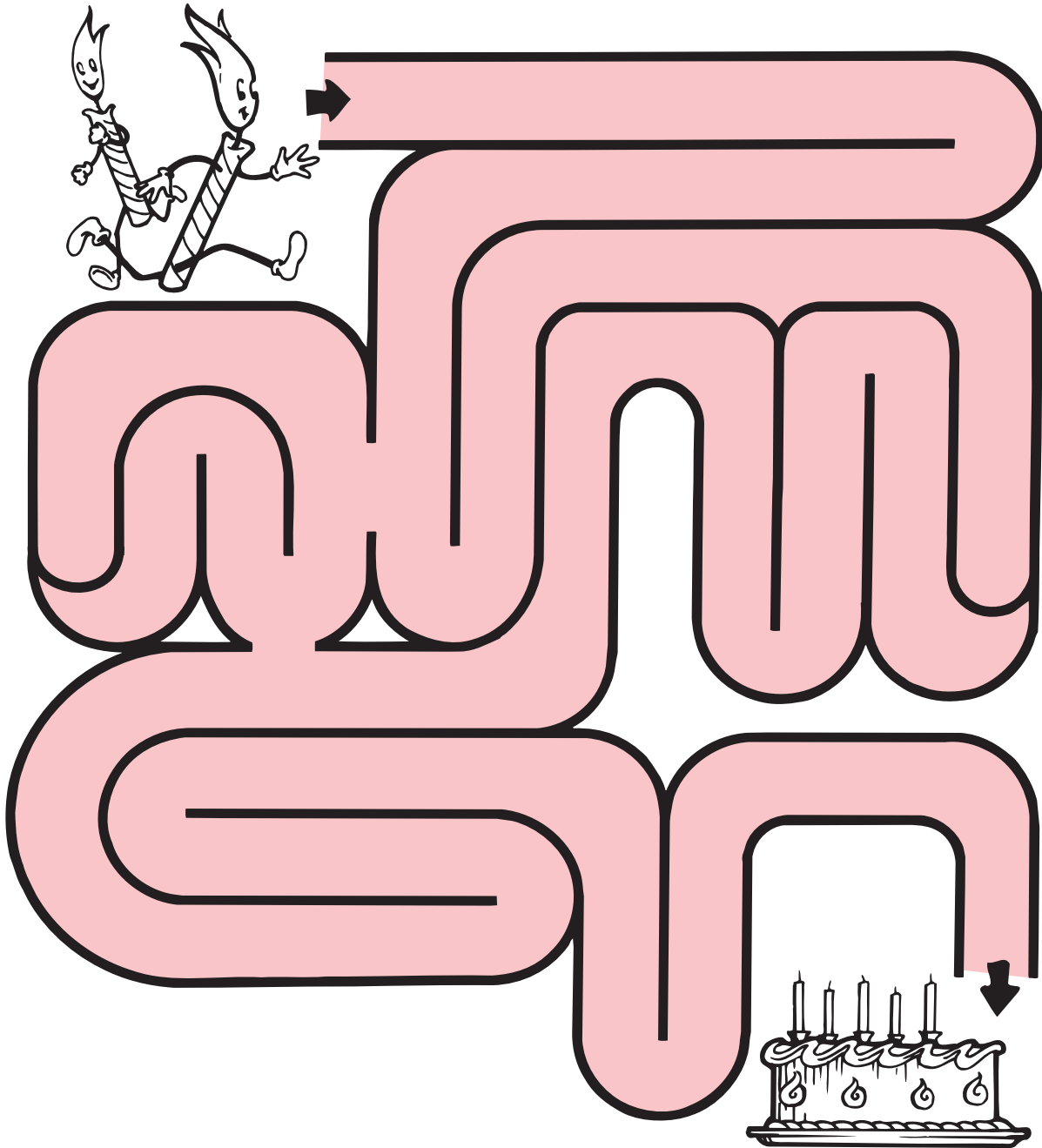
Directions: Read each sentence and look at the underlined word. Circle the word that means the same thing. Write the new words.

- | | | | |
|------------------------------|-------|-------|-------|
| 1. The boy was <u>mad</u> . | happy | angry | pup |
| 2. The <u>dog</u> is brown. | pup | cat | rat |
| 3. I like to <u>scream</u> . | soar | mad | shout |
| 4. The bird can <u>fly</u> . | soar | jog | warm |
| 5. The girl can <u>run</u> . | sleep | jog | shout |
| 6. I am <u>hot</u> . | warm | cold | soar |

_____	_____	_____
-----	-----	-----
_____	_____	_____
_____	_____	_____
-----	-----	-----
_____	_____	_____

Happy Birthday

Directions: Help the candles find the cake. Then, color the picture.



Similarities: Synonyms

Directions: Read each sentence. Read the word after the sentence.
Find the word that is most like it in the sentence and circle it.


1. The flowers grew very tall.




2. Jan picked the apple from the tree.




3. Juan's van is dirty.



4. A dog makes a sound different from a cat.

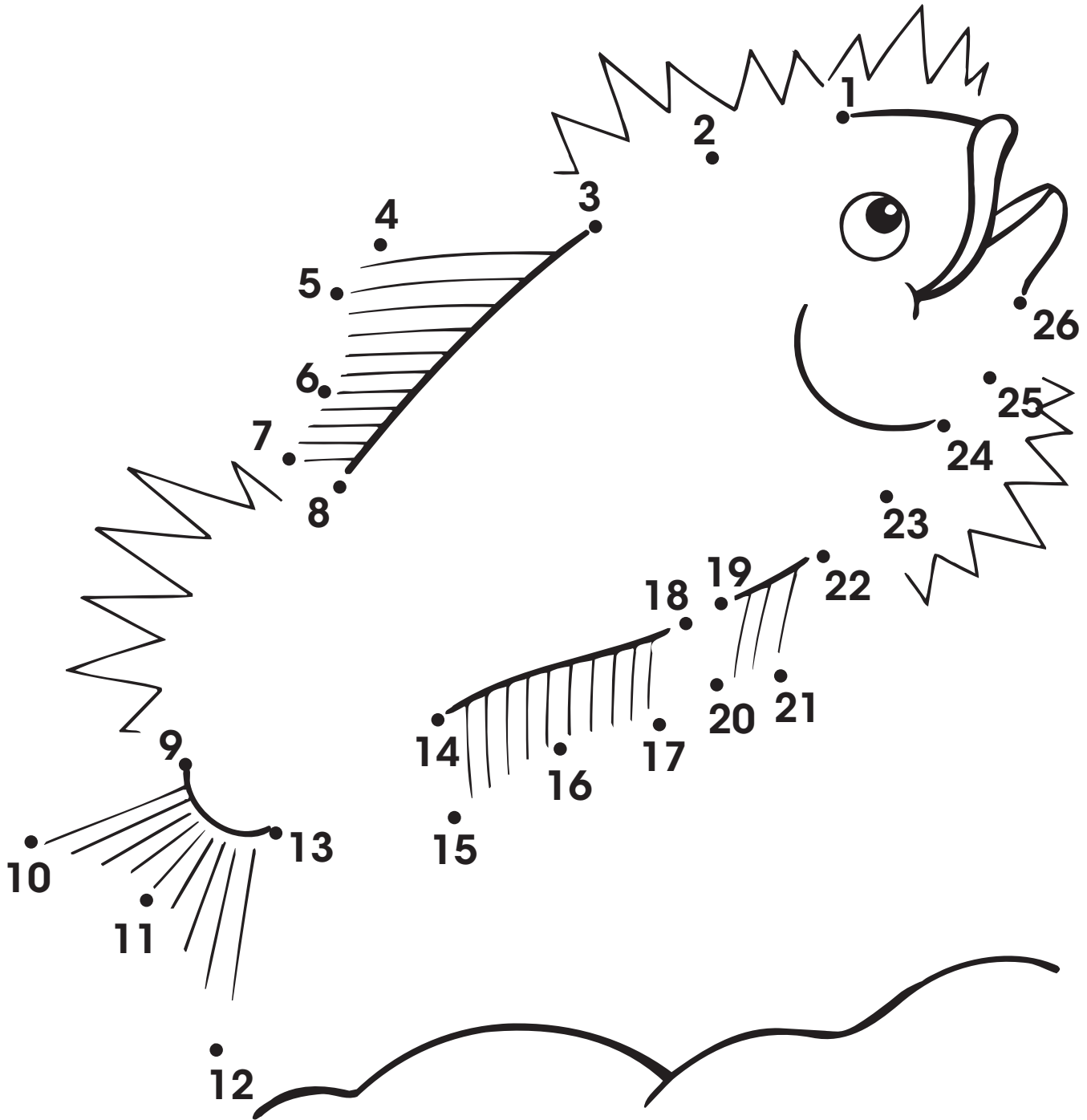


5. Dad put up a fence in the yard.





Lanternfish

Directions: Connect the dots from 1 to 26. Then, color to finish the picture.




Similarities: Synonyms

Directions: Read the story. Write a word on the line that means almost the same as the word under the line.




Dan went to the _____

store



He wanted to buy _____

food



He walked very _____

quickly



The store had what he wanted.



He bought it using _____

dimes

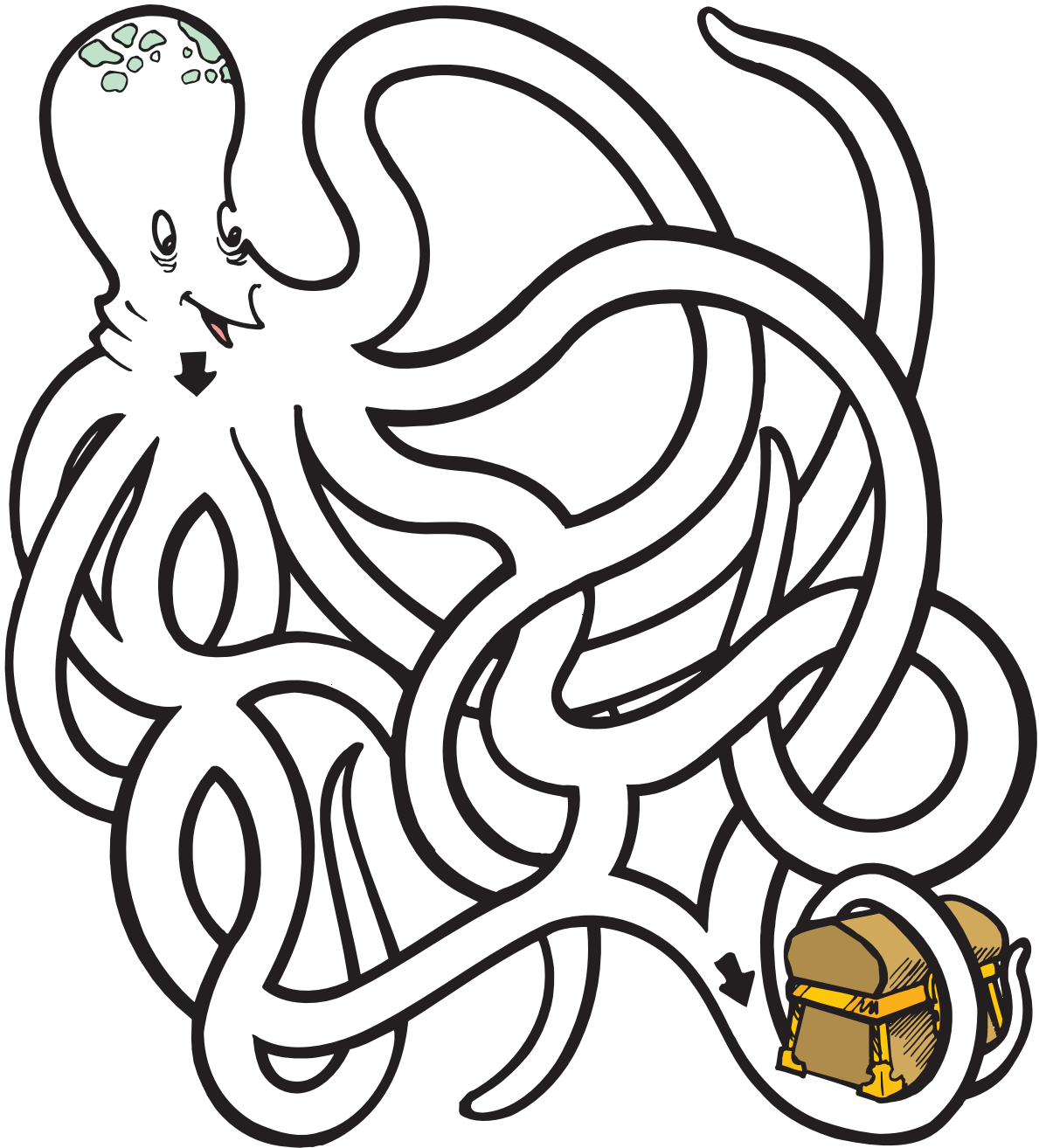


Instead of walking home, Dan _____

jogged

A Treasure Chest

Directions: Help the octopus open the treasure chest.




Antonyms

Antonyms are words that are opposites. **Hot** and **cold** are antonyms.

Directions: Draw a line between the antonyms.




closed



below



full



empty



above



old



new



open

Ocean Fun

Directions: Connect the dots from 1 to 5. Then, color to finish the picture.





Opposites

Opposites are things that are **different** in every way.

Directions: Draw a line between the opposites.



up

wet

over

down

dry

dirty

clean

under

Near and Far

Directions: Circle the words. The words go → and ↓.

b	s	r	i	o	u	e	z	c
w	l	m	d	a	r	k	h	o
f	o	t	s	l	p	q	m	l
j	w	d	w	l	y	o	v	d
p	t	y	h	a	p	p	y	c
t	r	n	t	k	k	g	d	i
d	i	r	t	y	c	o	u	t

Opposite of **hot**


Opposite of **fast**

Opposite of **light**

Opposite of **in**

Opposite of **clean**


Opposite of **sad**



slow
out
happy
cold
dirty
dark

Opposites

Directions: Draw lines to connect the words that are opposites.




day



little



happy




closed



big




night



open



back



front



sad


Way Down Deep

Directions: Connect the dots from 1 to 23. Then, color the picture.



Lost Collar

Directions: Help the puppy find its collar.

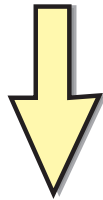


Opposites

Directions: Circle the picture in each row that is the opposite of the first picture.




up



down



over



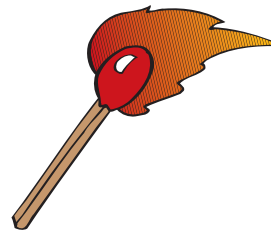
across




cold



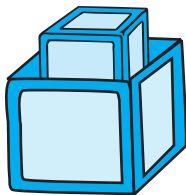
frozen




hot




warm




in




beside




out



over




cloud



rain



storm



sun

Laugh and Cry

Directions: Circle the words. The words go → and ↓.

p	n	h	p	n	d	j	f	a
l	d	a	y	d	o	r	o	z
s	w	b	l	t	w	b	u	f
m	y	s	d	g	n	o	n	a
a	v	f	c	w	q	l	d	k
l	h	b	a	d	s	n	u	d
l	c	o	e	y	i	o	f	f

Opposite of **good**

Opposite of **big**

Opposite of **up**

Opposite of **on**

Opposite of **lost**

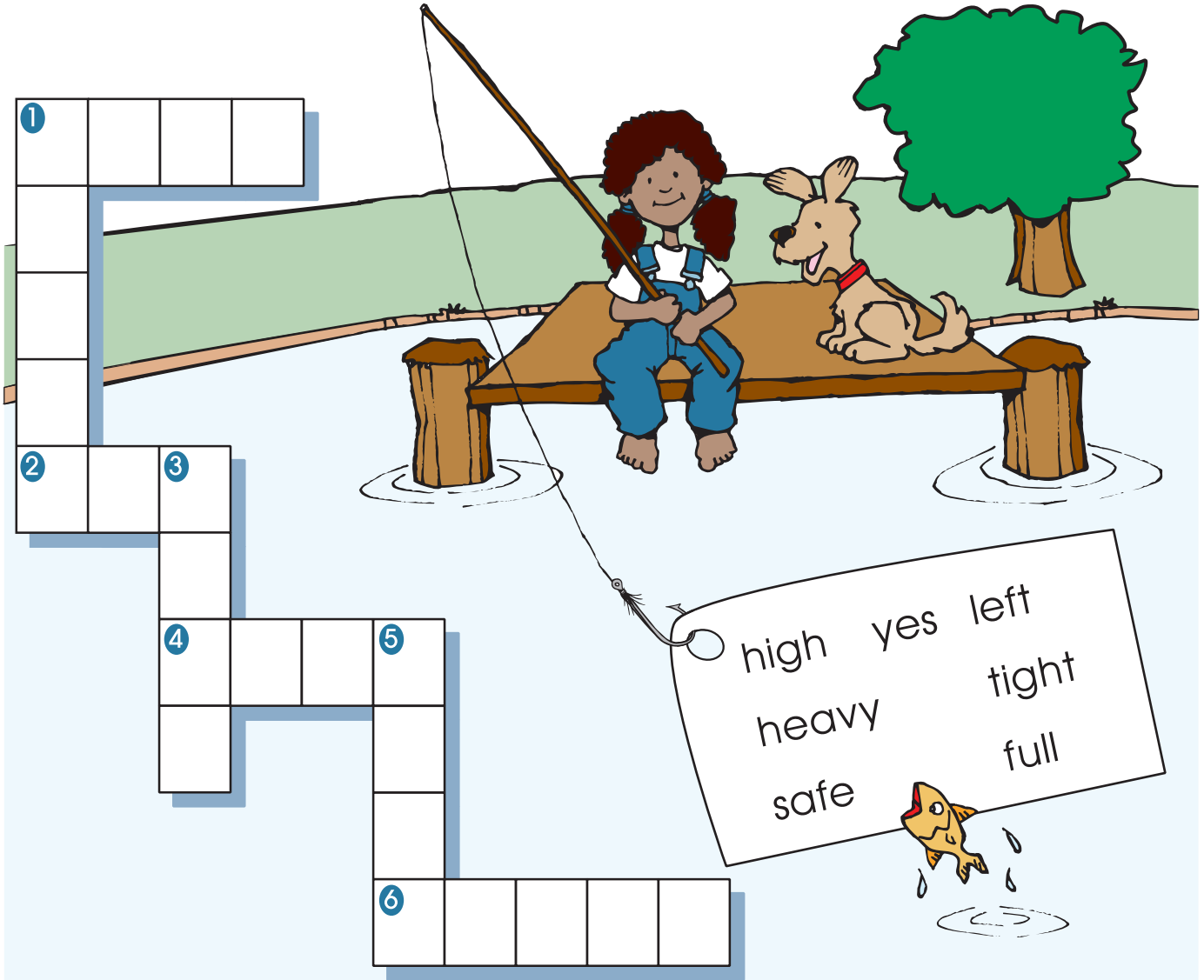
Opposite of **night**



down
day
bad
small
found
off

Opposites

Directions: Read each clue. Write the answers in the puzzle.



Across:

- 1. Opposite of **low**
- 2. Opposite of **no**
- 4. Opposite of **empty**
- 6. Opposite of **loose**

Down:

- 1. Opposite of **light**
- 3. Opposite of **dangerous**
- 5. Opposite of **right**

Super Shells


Directions: Connect the dots from 1 to 8. Then, color the picture.



Opposites

Directions: Circle the two words in each sentence that are opposites.

1. Cold ice cream is good on a hot day.




2. Sam took off his wet socks and put on dry ones.



3. Do you like to run fast or slow?

4. The dog is black, and the cat is white.



5. The elephant looked really big next to the small mouse.

6. The tiny seed grew into a large plant.



Up and Down

Directions: Circle the words. The words go → and ↓.

d	m	r	g	f	t	q	u	b
s	h	o	r	t	u	f	n	l
g	c	r	t	y	c	s	d	i
r	k	f	a	r	c	m	e	r
i	p	h	s	z	v	n	r	j
c	e	r	i	g	h	t	n	e
h	x	w	h	u	r	c	r	y

Opposite of **laugh**

Opposite of **left**

Opposite of **tall**

Opposite of **near**

Opposite of **poor**

Opposite of **over**



short
far
under
cry
rich
right

Homophones


Homophones are words that **sound** the same but are spelled differently and mean something different. **Blew** and **blue** are homophones.

Directions: Look at the word pairs. Choose the word that describes the picture. Write the word on the line next to the picture.




1. sew

so



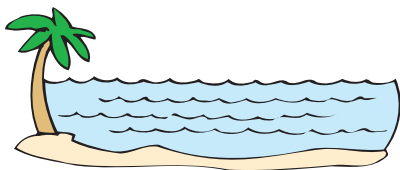
2. pair

pear



3. eye

I




4. see

sea

Where's the Turkey?

Directions: Help the Pilgrim boy find the turkey. Then, color the picture.



Homophones

Directions: Read each sentence. Underline the two words that sound the same but are spelled differently and mean something different.

1. Ian ate eight grapes.




2. Kylie read *Little Red Riding Hood*.



3. I went to buy two dolls.

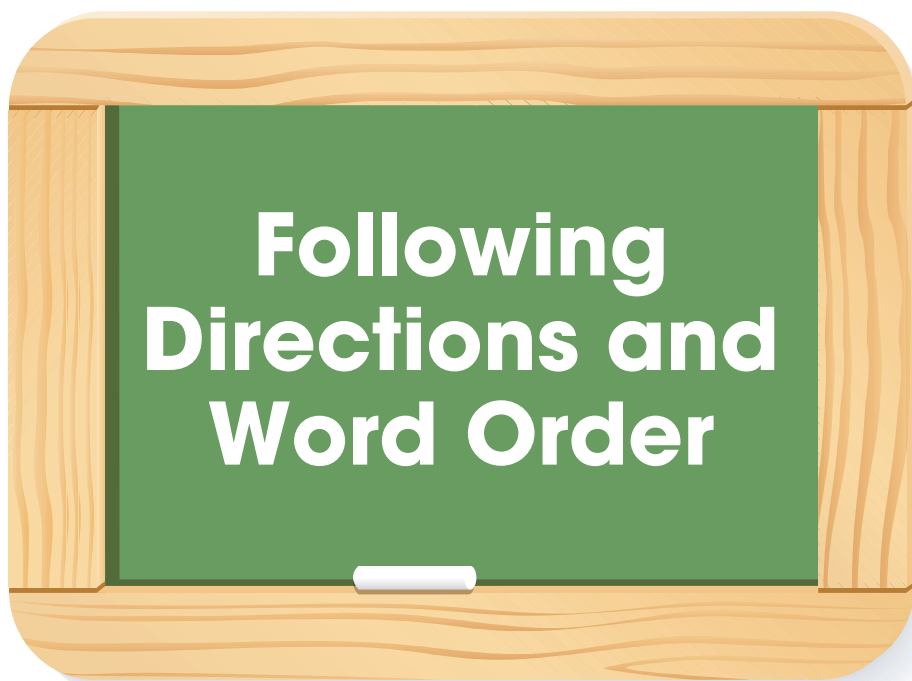


4. Five blue feathers blew in the wind.




5. Would you get wood for the fire?





In the City

Directions: Find and circle the words in the puzzle.



car



park



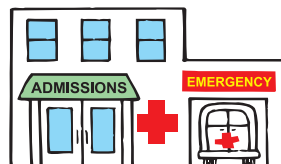
taxi



store



street



hospital

Following Directions: Days of the Week

Calendars show the days of the week in order. Sunday comes first. Saturday comes last. There are five days in between. An **abbreviation** is a short way of writing words. The abbreviations for the days of the week are usually the first three or four letters of the word followed by a period.


Example: Sunday — Sun.

Directions: Write the days of the week in order on the calendar. Use the abbreviations.

Day 1 Sunday Sun.	Day 2 Monday	Day 3 Tuesday Tues.
Day 4 Wednesday	Day 5 Thursday Thurs.	Day 6 Friday
	Day 7 Saturday	

Fun in the Sand

Directions: Connect the dots from 1 to 8. Then, color the picture.



Sentences

Sentences begin with capital letters.

Directions: Read the sentences and write them below. Begin each sentence with a capital letter.

Example: The cat is fat.

The cat is fat.



my dog is big.



the boy is sad.



bikes are fun!

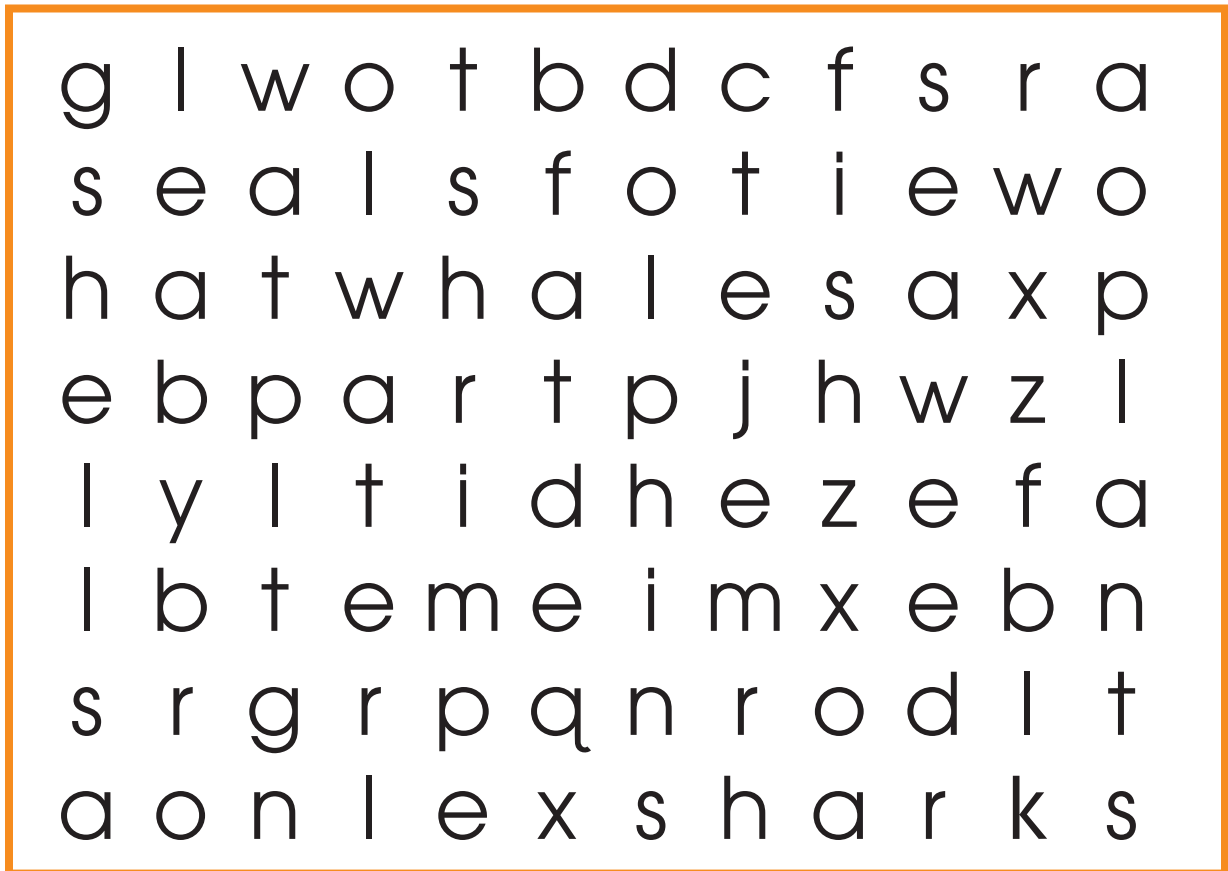


dad can bake.



Underwater

Directions: Find and circle the words in the puzzle.



water

seals

sharks

fish

shrimp


plants

shells

whales

dolphins

seaweed



Word Order



If you change the order of the words in a sentence, you can change the meaning of the sentence.

Directions: Read the sentences. Draw a circle around the sentence that describes the picture.

Example:



The fox jumped over the dogs.

The dogs jumped over the fox.



1. The cat watched the bird.
The bird watched the cat.

2. The girl looked at the boy.
The boy looked at the girl.



3. The turtle ran past the rabbit.
The rabbit ran past the turtle.

Find the Worm

Directions: Help the bird reach the worm.



Tall and Short

Directions: Circle the words. The words go → and ↓.

e	p	t	f	t	g	r	i	a
k	w	f	s	a	v	n	e	w
c	g	o	w	k	n	z	v	f
l	t	r	i	e	w	r	o	l
o	y	g	q	x	p	l	a	y
s	m	e	h	y	c	j	p	d
e	b	t	y	s	o	f	t	s

Opposite of **open**


Opposite of **work**

Opposite of **old**

Opposite of **give**

Opposite of **hard**

Opposite of **remember**



Word Box

play
forget
soft
take
new
close

Word Order

Directions: Look at the picture. Put the words in order. Write the sentences on the lines below.

1. We made lemonade. some
2. good. It was
3. We the sold lemonade.
4. cost It five cents.
5. fun. We had.



1. _____

2. _____


3. _____

4. _____

5. _____

A Vacation at Sea

Directions: Connect the dots from 1 to 13. Then, color the picture.



Word Order

Directions: Look at the picture. Put the words in the right order. Write the sentences on the lines below.

1. a Maya starfish. has
2. and Lily to Tyler swim. like
3. The shining. sun is
4. sand. the in Jack plays
5. cold. water The is



1.

2.


3.

4.

5.

A Perky Penguin

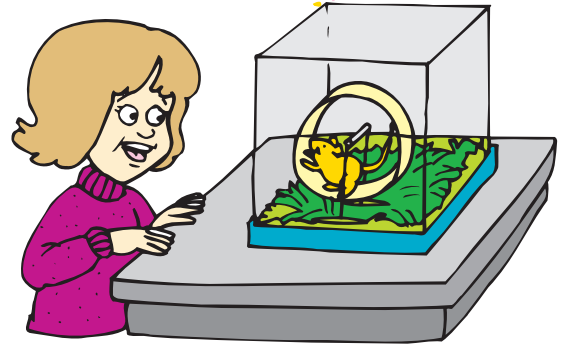
Directions: Help the mother penguin find the baby penguin.



Word Order

Directions: Put the words in the right order to make a sentence. Write the sentences on the lines below.

1. a gerbil. has Ann
2. is The Mike. named gerbil
3. likes eat. Mike to
4. play. to Mike likes
5. happy a is gerbil. Mike



1. _____

2. _____


3. _____

4. _____

5. _____

Working on the Ocean

Directions: Connect the dots from 1 to 13. Then, color the picture.





Word Order

Directions: Read the sentences and write them below. Begin each sentence with a capital letter. End each sentence with a period.

1. most children like pets
2. some children like dogs
3. some children like cats
4. some children like snakes
5. some children like all animals



1.

2.

3.

4.

5.

Play and Work

Directions: Circle the words. The words go → and ↓.

e	n	w	p	u	l	l	c	t
m	t	q	b	m	i	d	f	a
x	h	a	l	o	n	g	u	d
g	i	c	w	r	f	d	y	d
a	n	p	f	a	l	s	e	j
k	p	s	n	z	t	h	i	p
b	o	t	t	o	m	v	l	b

Opposite of **push**

Opposite of **true**

Opposite of **thick**

Opposite of **subtract**

Opposite of **top**

Opposite of **short**



thin
bottom
long
false
add
pull

Telling Sentences

Directions: Read the sentences and write them below. Begin each sentence with a capital letter. End each sentence with a period.

1. i like to go to the store with Mom
2. we go on Friday
3. i get to push the cart
4. i get to buy the cookies
5. i like to help Mom



1.

2.

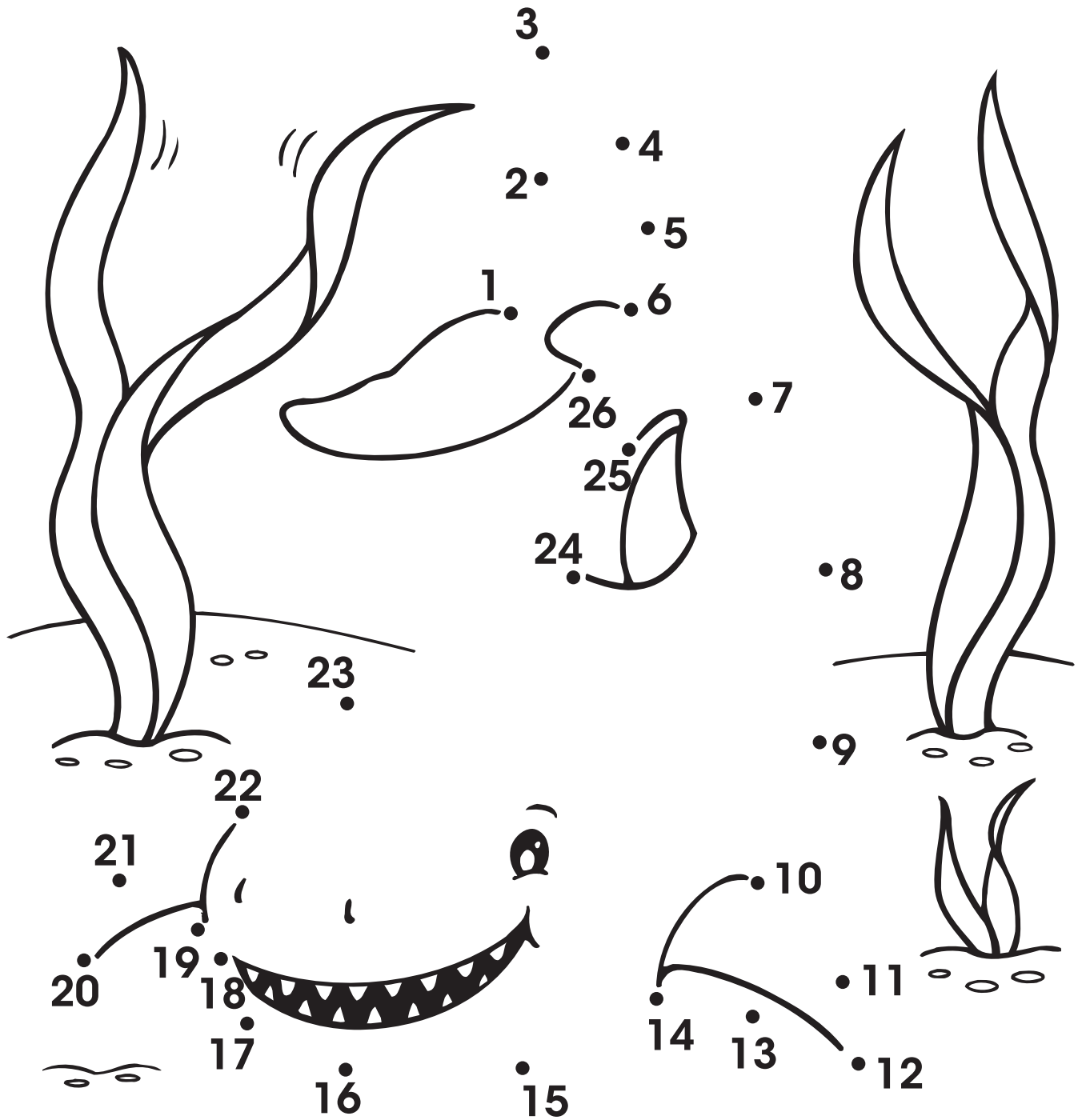
3.

4.

5.


Great White Shark

Directions: Connect the dots from 1 to 26. Then, color the picture.



Asking Sentences

Directions: Write the first word of each asking sentence. Be sure to begin each question with a capital letter. End each question with a question mark.



1. _____ you like the zoo **do**
2. _____ much does it cost **how**
3. _____ you feed the ducks **can**
4. _____ you see the monkeys **will**
5. _____ time will you eat lunch **what**

Asking Sentences

Directions: Read the asking sentences. Write the sentences below. Begin each sentence with a capital letter. End each sentence with a question mark.

1. what game will we play
2. do you like to read
3. how old are you
4. who is your best friend
5. can you tie your shoes

1.

2.


3.

4.

5.

Where's the Glove?

Directions: Help the players find the baseball glove.



Telling Sentences

Directions: Look at the picture. In the space below, write one telling sentence about the picture. Then, write one asking sentence about the picture.




Telling sentence:

Asking sentence:

Ride the Waves

Directions: Connect the dots from 1 to 16. Then, color the picture.

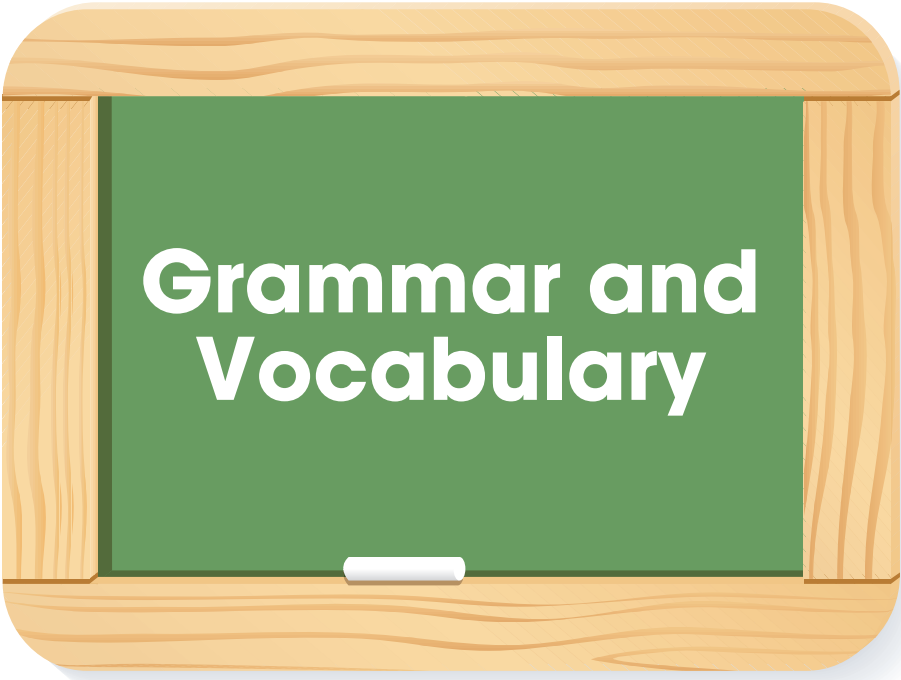


Periods and Question Marks

Directions: Put a period or a question mark at the end of each sentence below.



1. Do you like parades
2. The clowns lead the parade
3. Can you hear the band
4. The balloons are big
5. Can you see the horses



Is and Are

Use **is** in sentences about one person or one thing. Use **are** in sentences about more than one person or thing.

Example: The dog **is** barking.
The dogs **are** barking.

Directions: Write **is** or **are** in the sentences below.



1. Jim _____ playing baseball.



2. Eli and Sam _____ good friends.



3. Cupcakes _____ my favorite treat.




4. Amina _____ a good soccer player.

Is and Are

Directions: Write **is** or **are** in the sentences below.

Example: Lisa is sleeping.


1. Cats and dogs _____ good pets.



2. Bill _____ my best friend.




3. Apples _____ good to eat.



4. We _____ going to the zoo.




5. Pedro _____ coming to my house.



6. When _____ you all going to the zoo?

In Space

Directions: Help the astronaut find the radio. Then, color the picture.



Vocabulary

Directions: Read the words. Trace and write them on the lines. Circle the word that completes each sentence. Write the word on the lines.

you and me

you and me



I will play with _____ .

you

me

You can go with _____ .

you

me

Can you run with _____ ?

you

me

Vocabulary

Directions: Read the words. Trace and write them on the lines. Circle the word that completes each sentence. Write it on the lines.

over

over

under

under

The kite is

over under

the tree.



The kite is



over under

the tree.

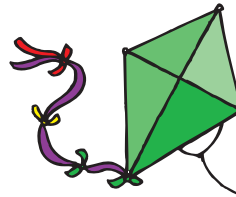


In the Air

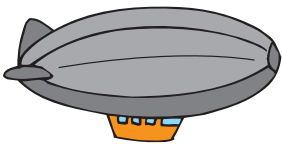
Directions: Find and circle the words in the puzzle.



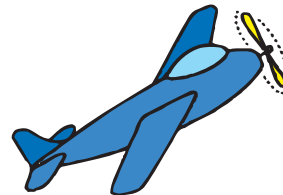
jet



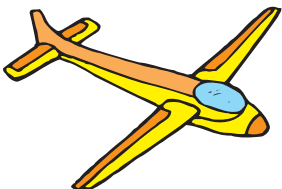
kite




blimp



plane



glider



rocket

Vocabulary

Directions: Read the words. Trace and write them on the lines. Then, circle the word that completes each sentence. Write it on the line.

above

above


below

below

The fish is

above below


the water.



The fish is

above below

the water.



Vocabulary

Directions: Read and trace the words. Then, circle the word that completes each sentence. Write it on the line.

inside

inside

outside

outside

The dog is

inside outside

his house.



The dog is

inside outside

his house.



Vocabulary

Directions: Read the words. Trace and write them on the lines. Then, circle the word that completes each sentence. Write it on the line.

up

up


down

down

The flag is

up down


the pole.

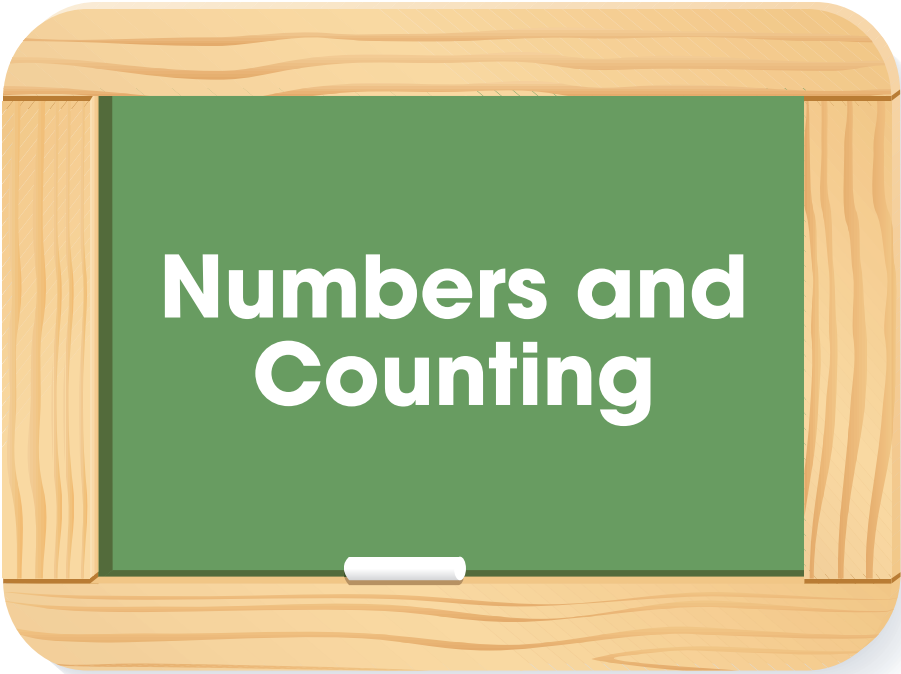


The flag is

up down

the pole.

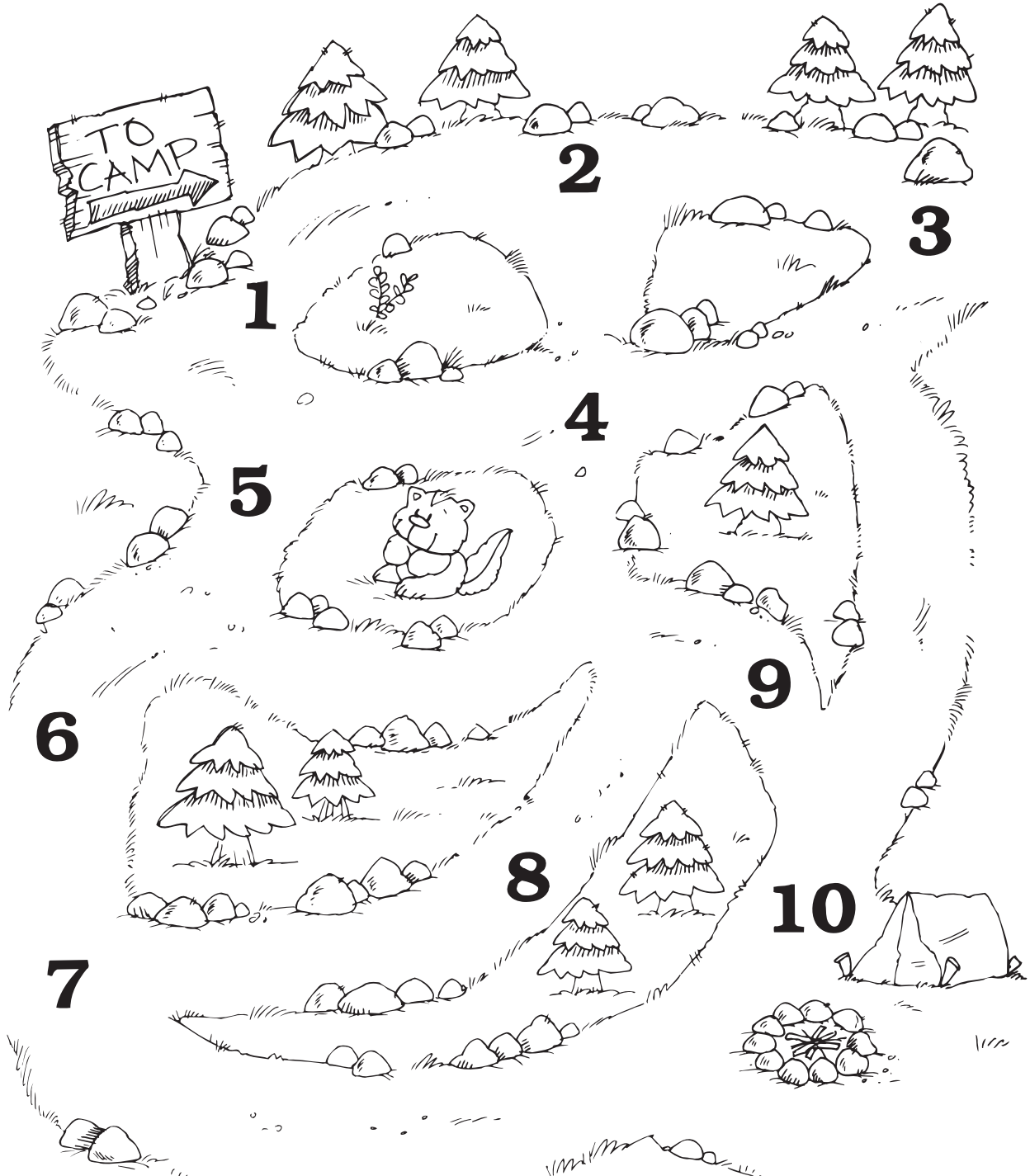




Numbers and Counting

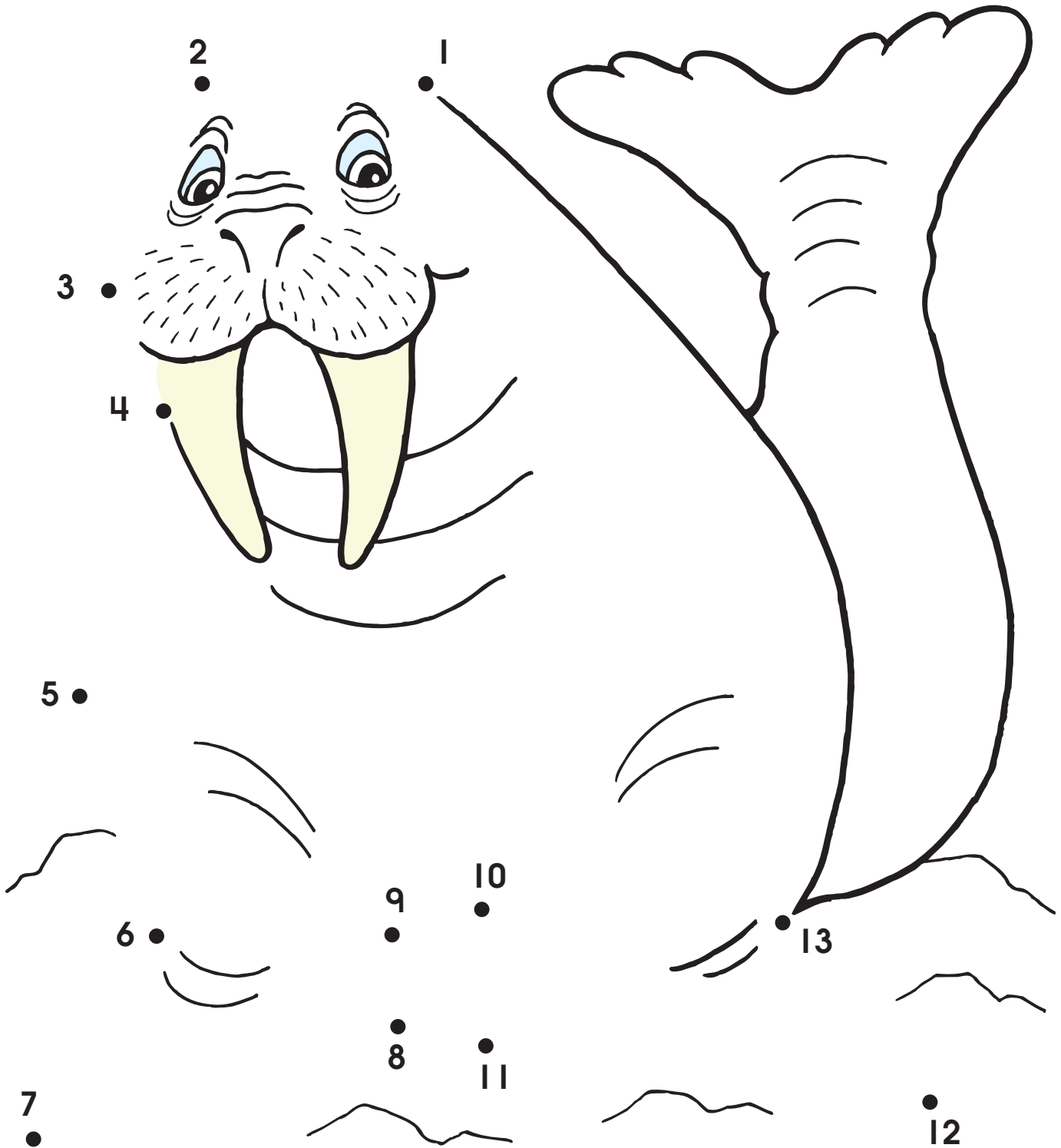
Happy Hikers

Trace a path through the maze by counting from 1 to 10 in the correct order. Color the picture.




Tusk, Tusk

Directions: Connect the dots from 1 to 13. Then, color to finish the picture.



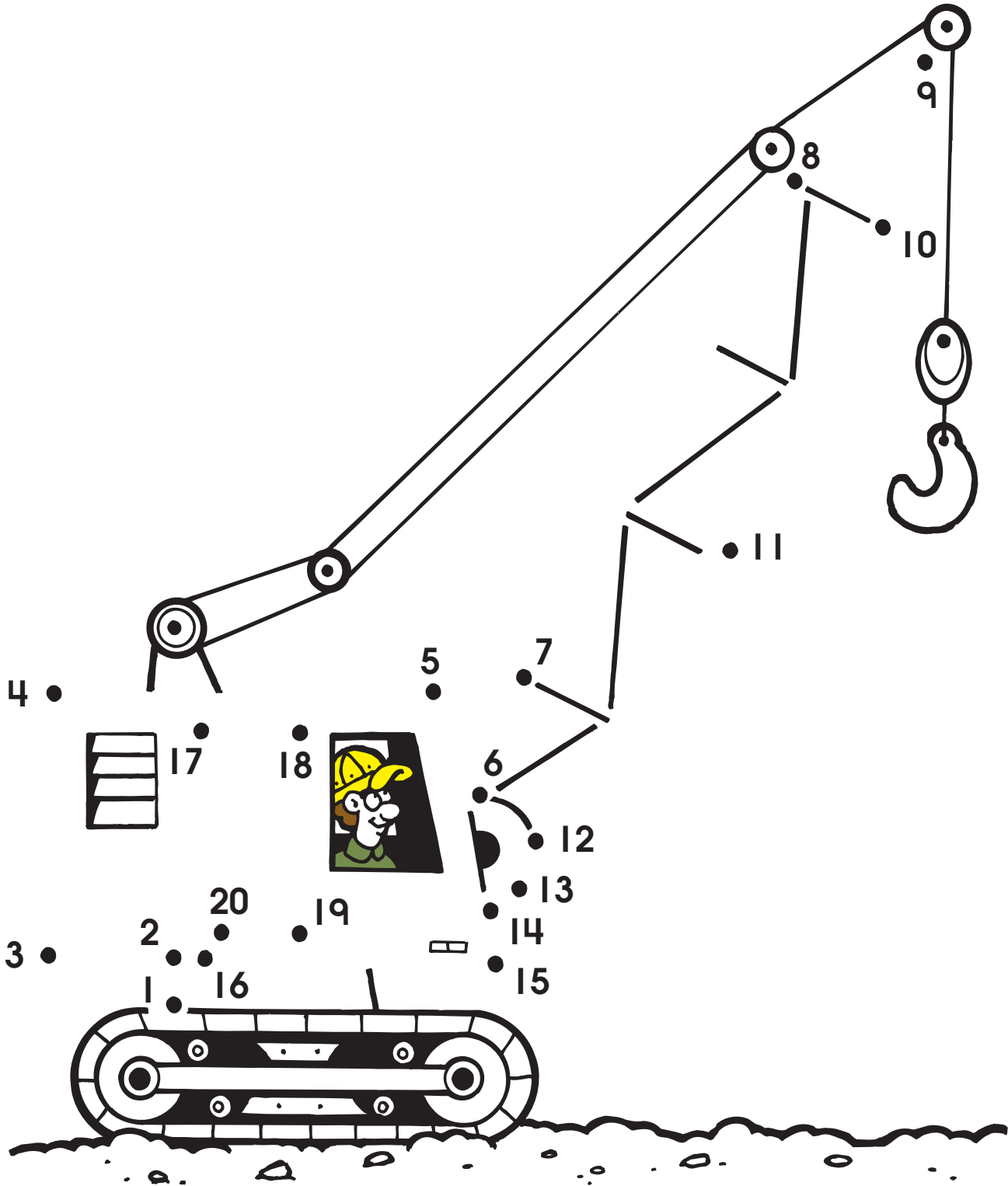
Rainbow-Colored Numbers

Color: 1's - red 2's - blue 3's - yellow 4's - green 5's - orange



Way Up High

Directions: Connect the dots from 1 to 20. Then, color to finish the picture.




Food Favorites


Count the pictures in each group. Circle the number. Color the pictures.




8 3 5




2 6 1



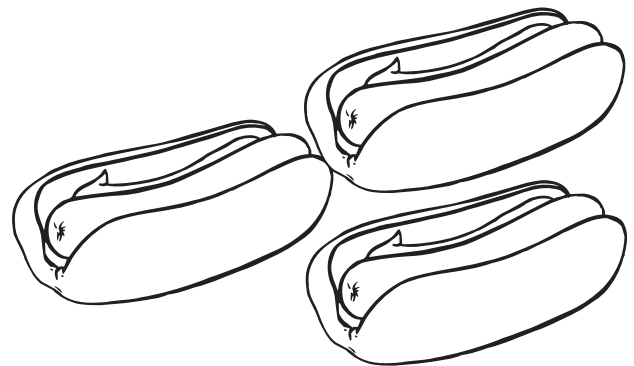
3 7 9



6 8 4



5 10 6



3 8 2


Hammer Hunt

Directions: Help the bear find his hammer.




George Giraffe

Directions: Connect the dots from 1 to 50. Then, color to finish the picture.




Take an Animal Count!


Count each group of zoo animals. Draw a line from the number to the correct number word. The first one shows you what to do.




four



eight




one




ten




seven




six



two



three



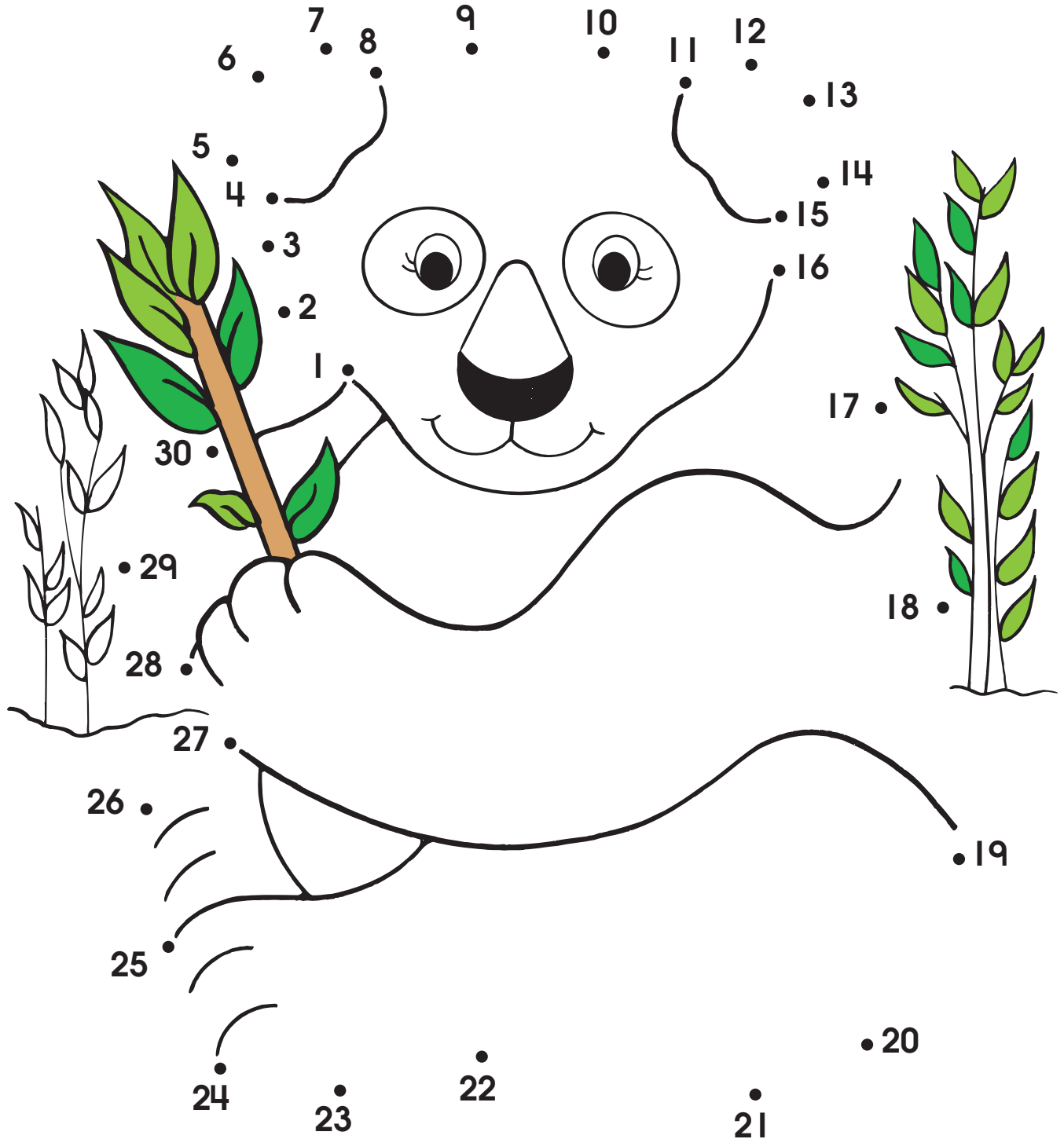
nine



five


Patty Panda

Directions: Connect the dots from 1 to 30. Then, color to finish the picture.



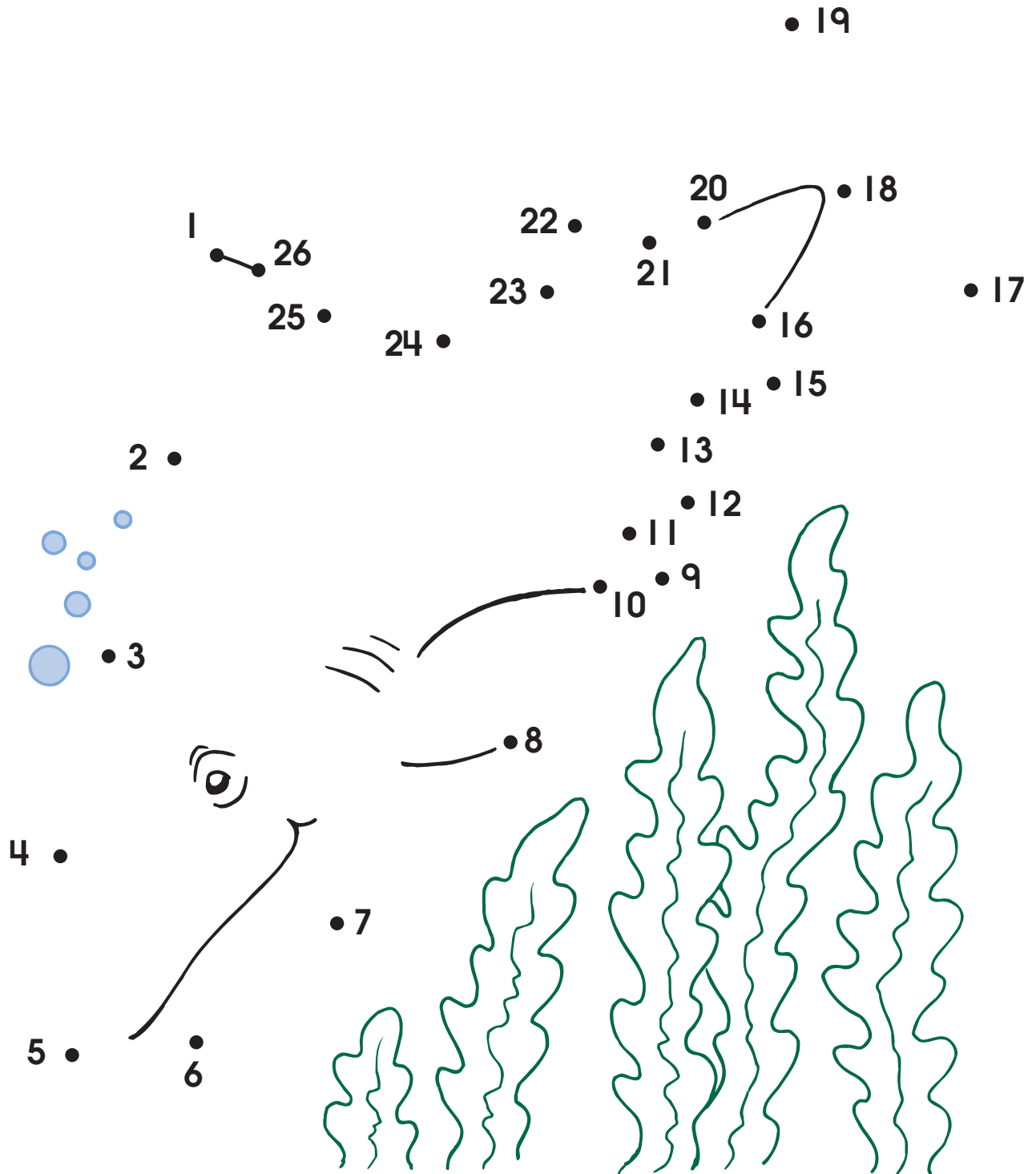
Sheepish Shepherd

Count the sheep on the hill, Then, write that number on each tree.



See the Shark

Directions: Connect the dots from 1 to 26. Then, color to finish the picture.




Marvelous Marbles

Color the correct number of marbles in each bag.

A grid of 10 yellow bags, each with a red neck and a red number next to it. The bags are arranged in four rows: the first row has two bags (5 and 8), the second row has three bags (3, 6, 1), the third row has two bags (4, 2), and the fourth row has three bags (10, 7, 9). A cartoon red marble character with a face and arms is shown in the top left, pointing towards the bags. A purple marble and a blue marble are shown in the middle right, with dashed lines indicating they are being thrown into the bags. A starburst is drawn near the purple marble.

Something's Fishy


Directions: Help the fish find the bug. Then, color the picture.




Numbers in a Row

Color the correct number of things in each row.


1




2




3




4



5



6




7




8



9

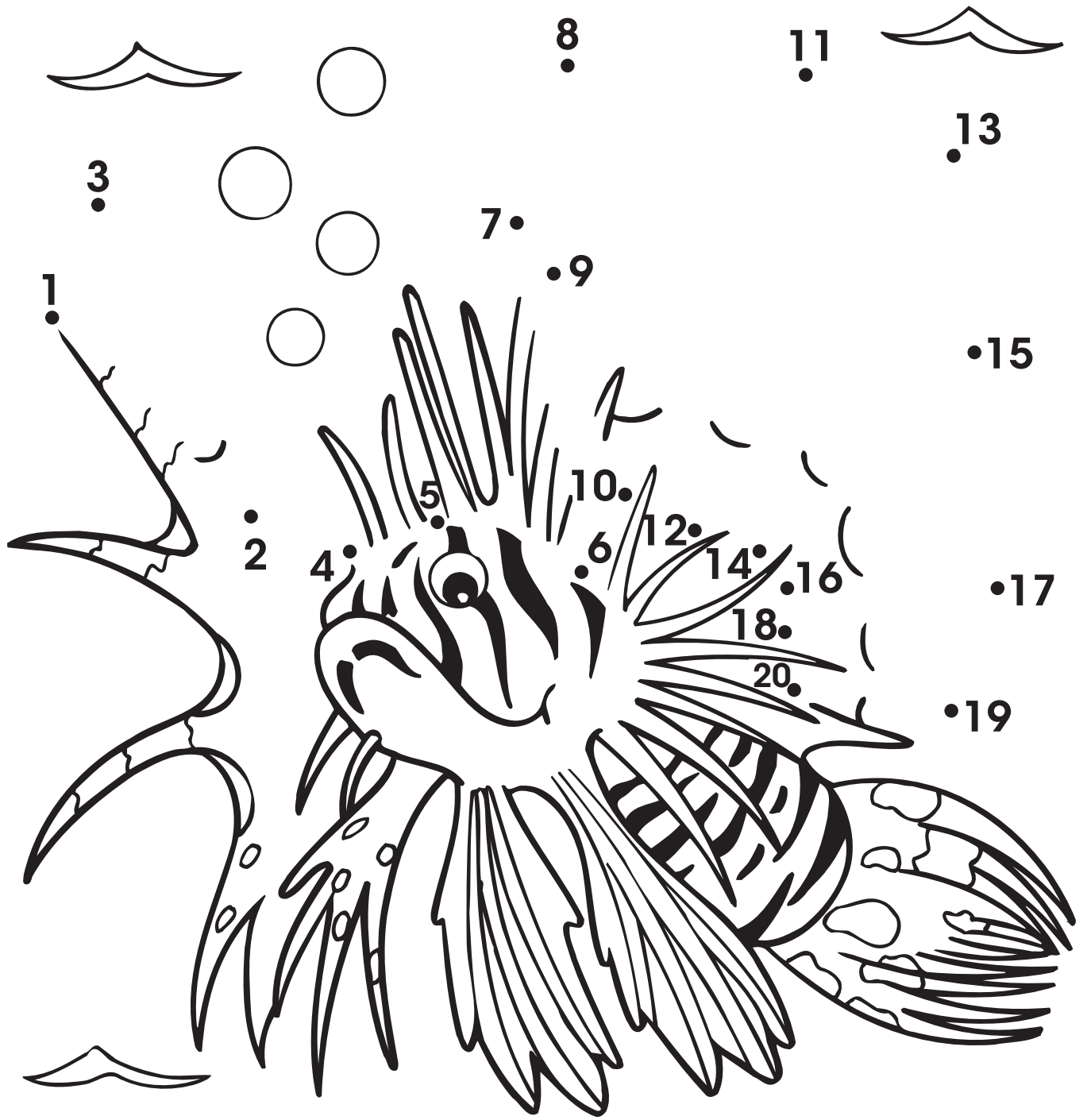


10



Lionfish

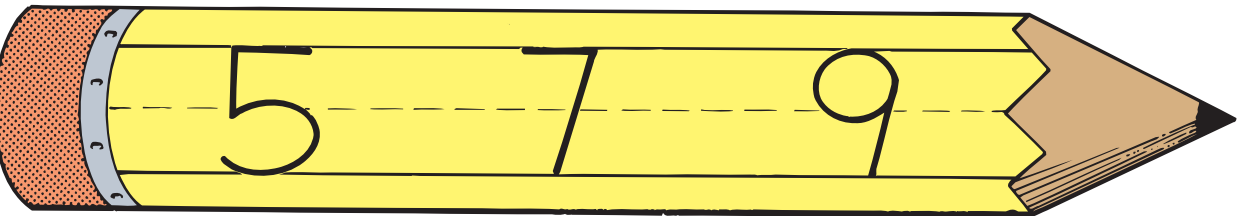
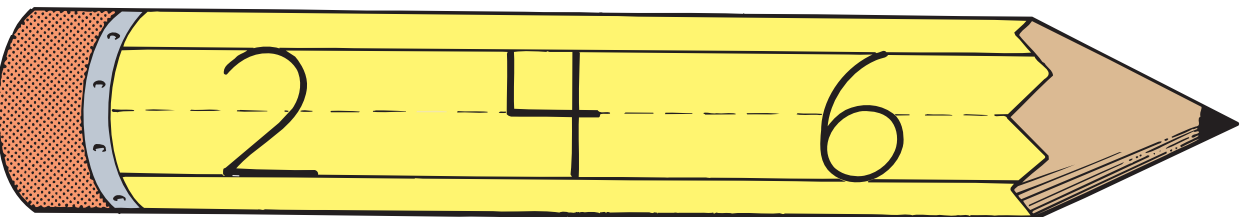


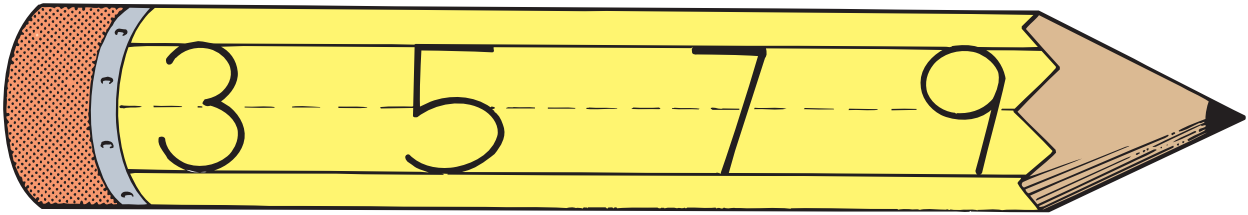
Directions: Connect the dots from 1 to 20. Then, color to finish the picture.




Number Pointers

Write the missing numbers on each pencil.

1 2 3 4 5 6 7 8 9 10

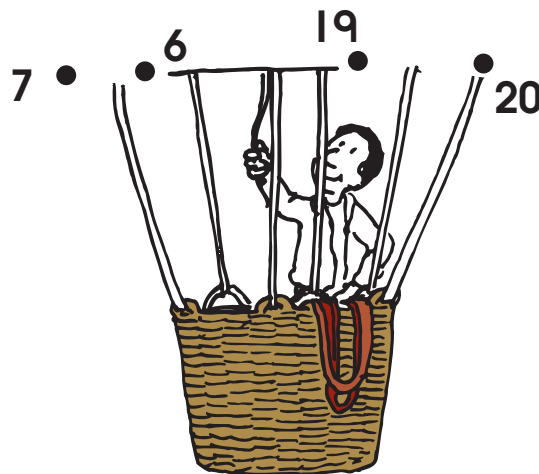



Good Work!



Up and Away!


Directions: Connect the dots from 1 to 26. Then, color to finish the picture.



A Tasty Treat


Read each number word. Write the matching number on the cone.

1 2 3 4 5 6 7 8 9 10




A Beautiful Butterfly


Directions: Help the girl find the butterfly. Then, color the picture.





Cat Napping

Count the cats in each bed. Write the correct number of cats in the box on each bed.























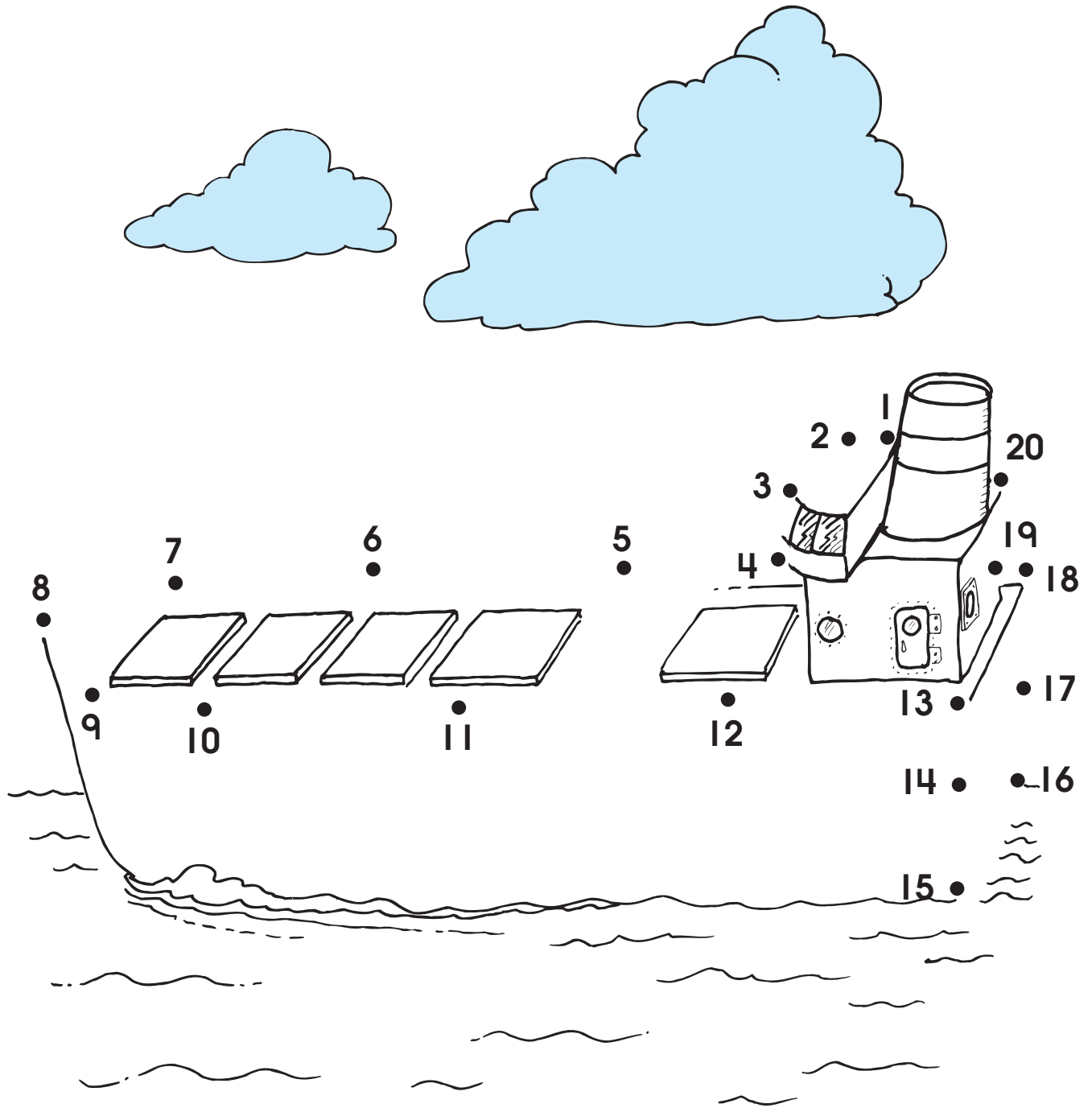






Carrying Cargo

Directions: Connect the dots from 1 to 20. Then, color to finish the picture.




Thunder Showers

Directions: Find the path from the rain to the umbrella.




Cat Napping

Connect the dots in order. Color the surprise.



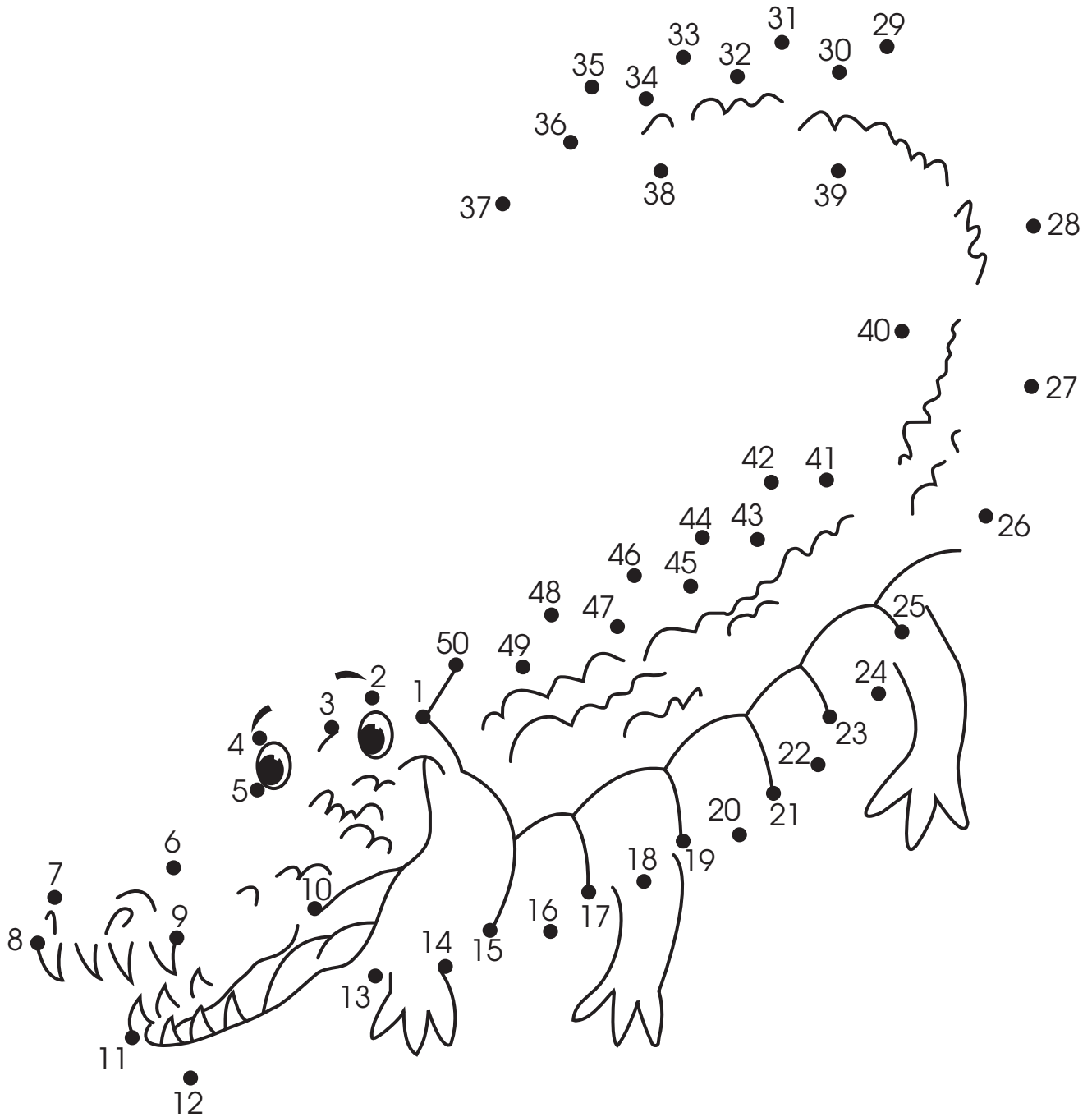
Farm Work

Directions: Connect the dots from 1 to 14. Then, color to finish the picture.




Dot-to-Dot Fun

Connect the dots. Color the creature.




Counting by Twos

Count by 2's to **draw** the path to the store.




First Frost

Directions: Connect the dots from 1 to 15. Then, color to finish the picture.




Two for the Pool

Count by 2's. Write the numbers to 30 in the water drops. Begin at the top of the slide and go down.



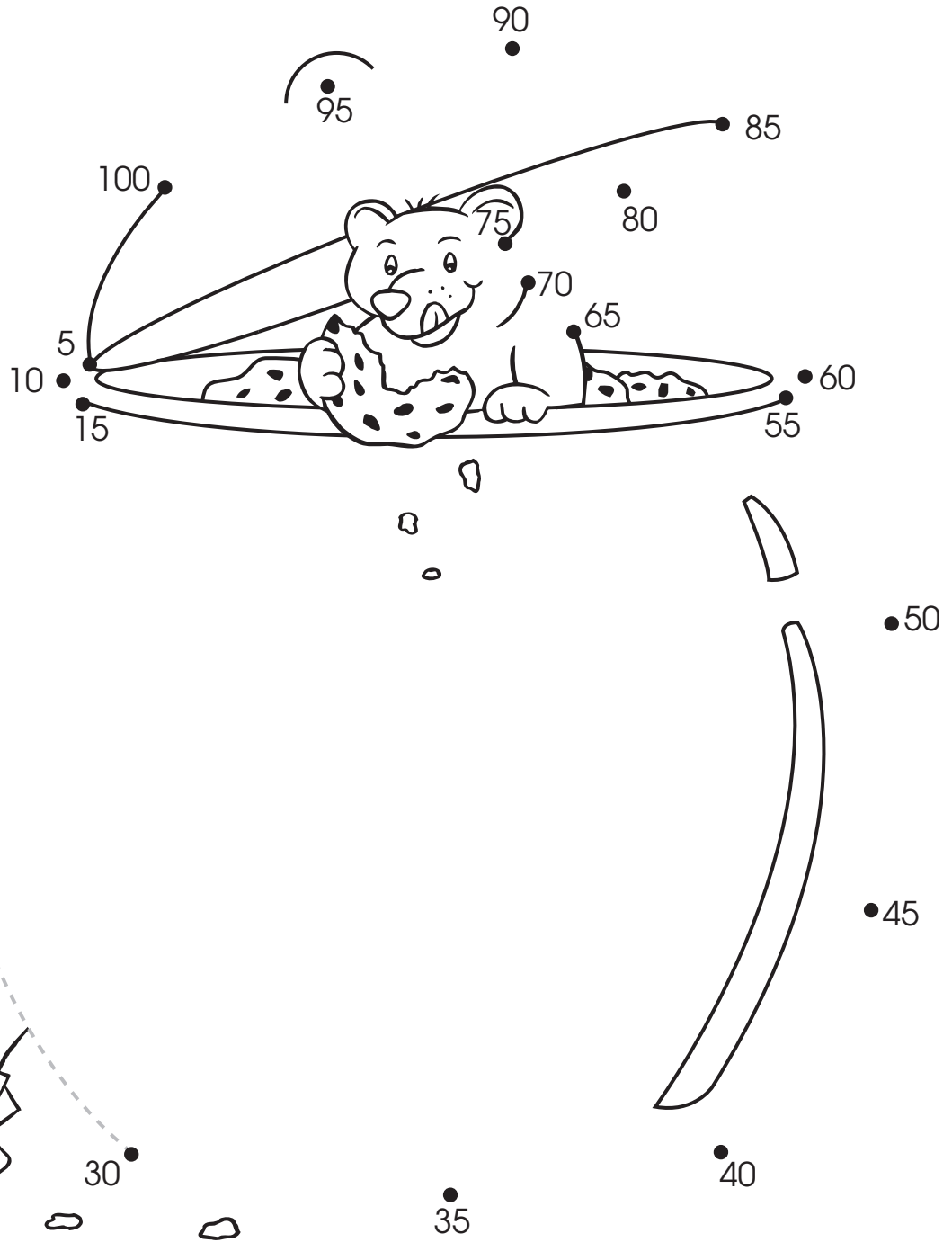
Beeline to Spring

Directions: Help the honeybee find the apple blossom. Then, color the picture.





Cookie Clues

Find out what holds something good! **Count** by 5's to connect the dots. **Color** the picture.




Home Run

Directions: Help the baseball player find the baseball.




Here, Chick-Chick-Chick

Directions: Connect the dots from 1 to 17. Then, color to finish the picture.




Counting by Fives

Count by 5's to draw the path to the playground.



Up the Ladder

Directions: Connect the dots from 1 to 19. Then, color to finish the picture.



I'm Counting on You

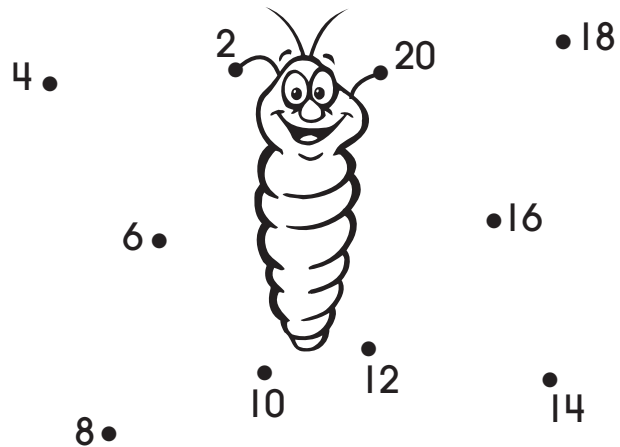
Count by 2's. **Trace** and **write** the numbers below.

2	6									
---	---	--	--	--	--	--	--	--	--	--

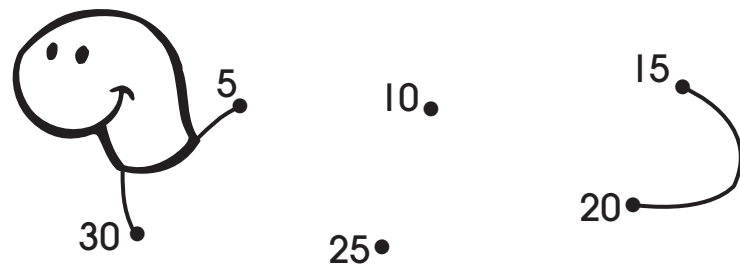
Count by 5's. **Trace** and **write** the numbers below.

5	15									
---	----	--	--	--	--	--	--	--	--	--

Count by 2's.
Connect the dots.
Color the picture.





Count by 5's. Connect the dots.
Color the picture.



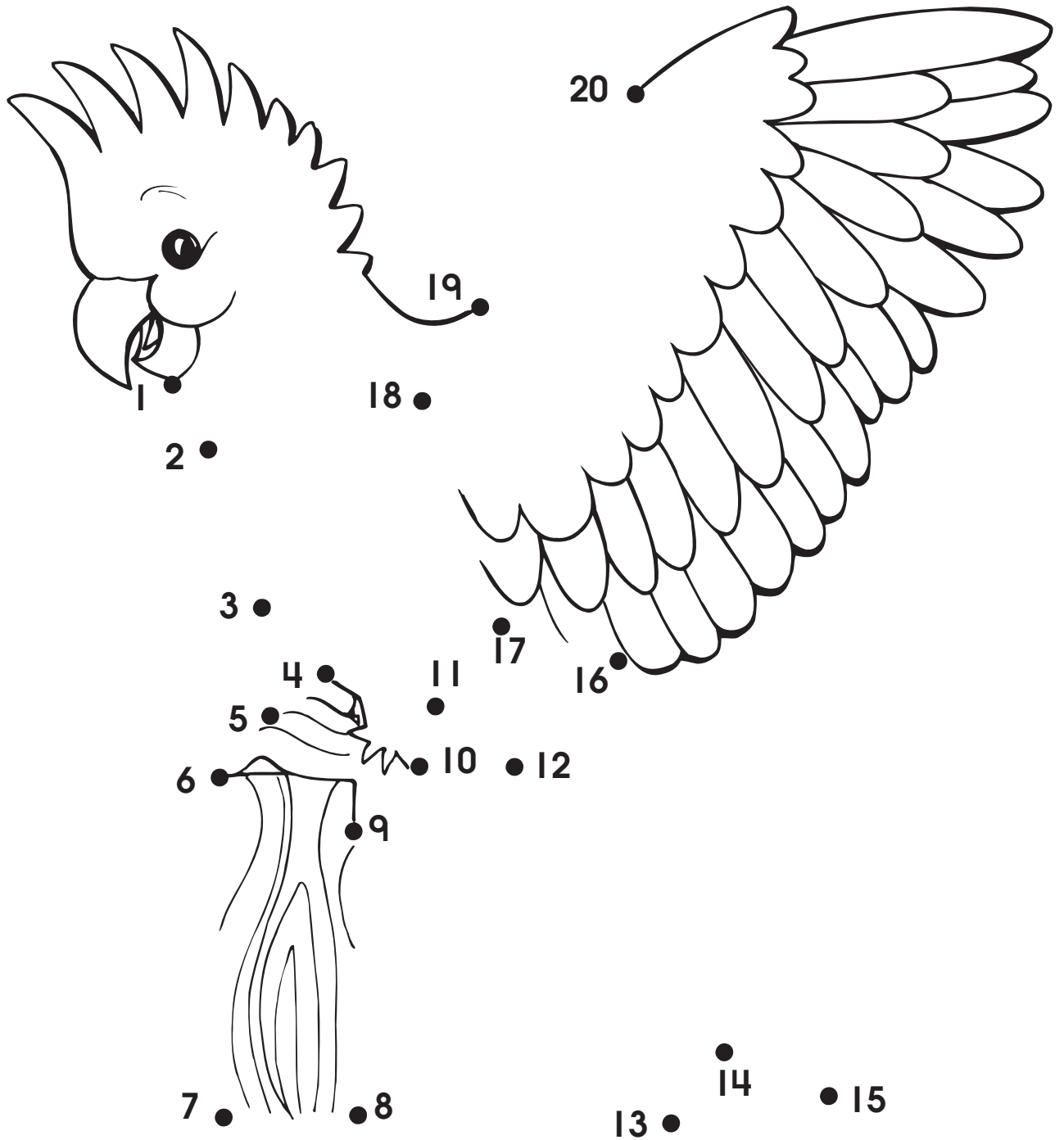
Play That Tune

Directions: Help the girl find the notes.




Cockatoo

Directions: Connect the dots from 1 to 20. Then, color to finish the picture.



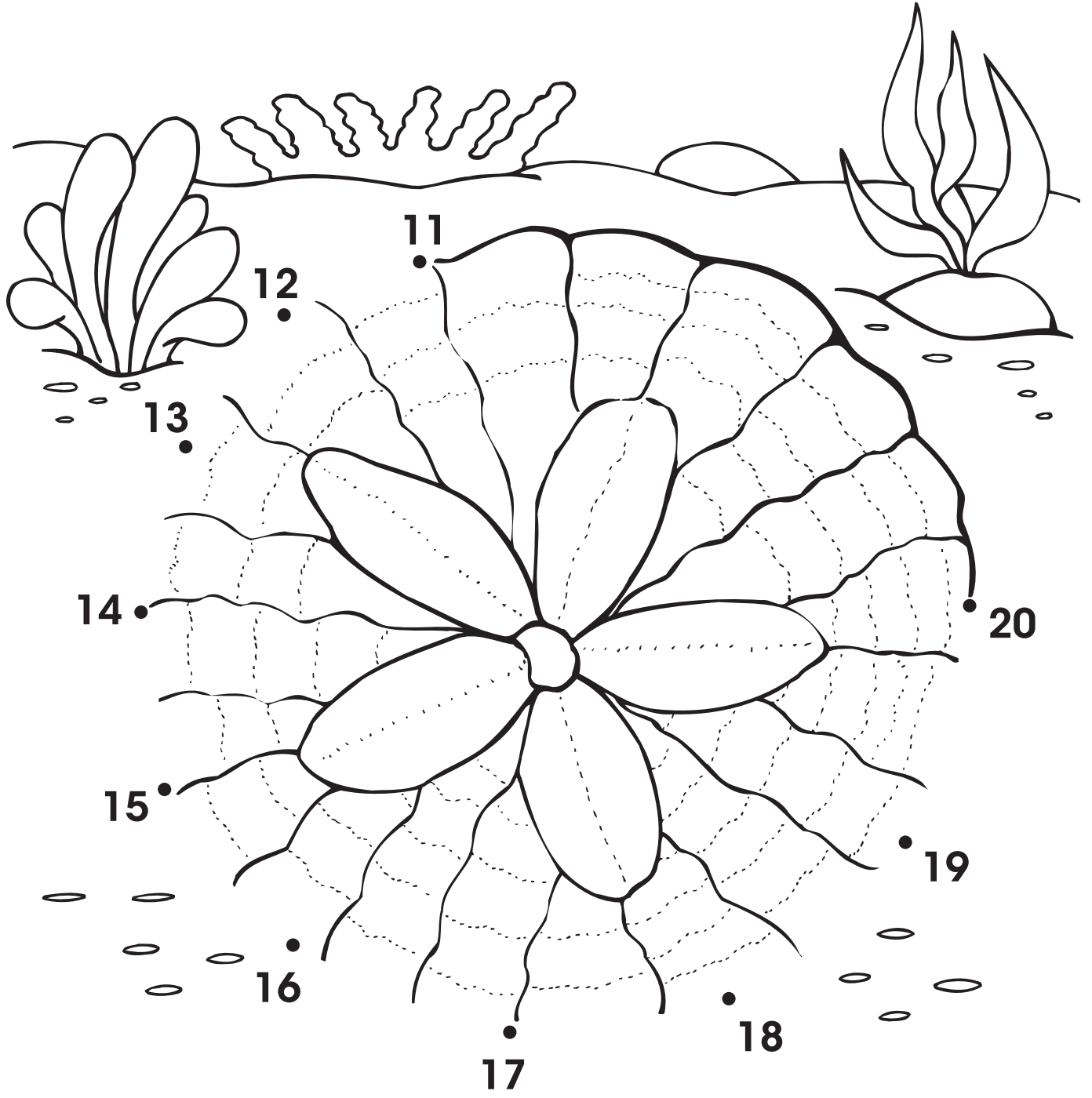
Desert Trek

Count by 10's. Color each canteen with a 10 to lead the camel to the watering hole.



Sand Dollar


Directions: Connect the dots from 11 to 20. Then, color to finish the picture.



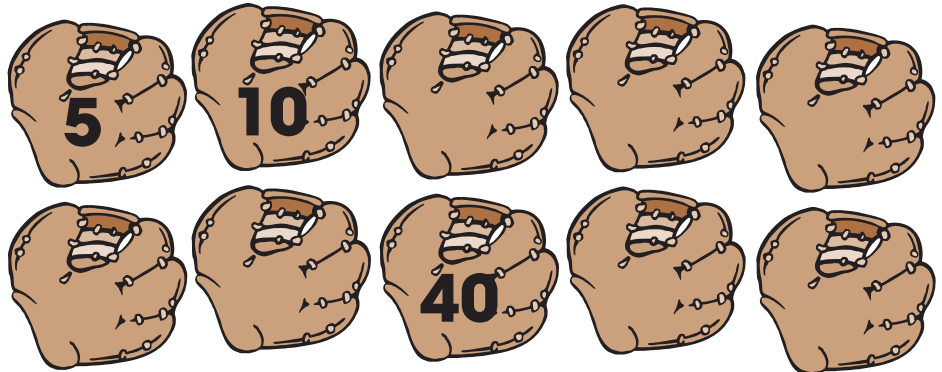
Counting by Twos, Fives, and Tens

Write the missing numbers.


Count by 2's.



Count by 5's.



Count by 10's.



Paint a Picture


Directions: Help the artist find the paint.





Critter Count

Count by 2's, 5's, and 10's to find the "critter count."


Each worm = 2. **Count** by 2's to find the total.



Each turtle = 5. **Count** by 5's to find the total.




Each ladybug = 10. **Count** by 10's to find the total.



Fire Dog on Duty

Directions: Connect the dots from 1 to 19. Then, color to finish the picture.






Orderly Ordinals

Write each word on the correct line to put the words in order.

second	fifth	seventh	first	tenth
third	eighth	sixth	fourth	ninth

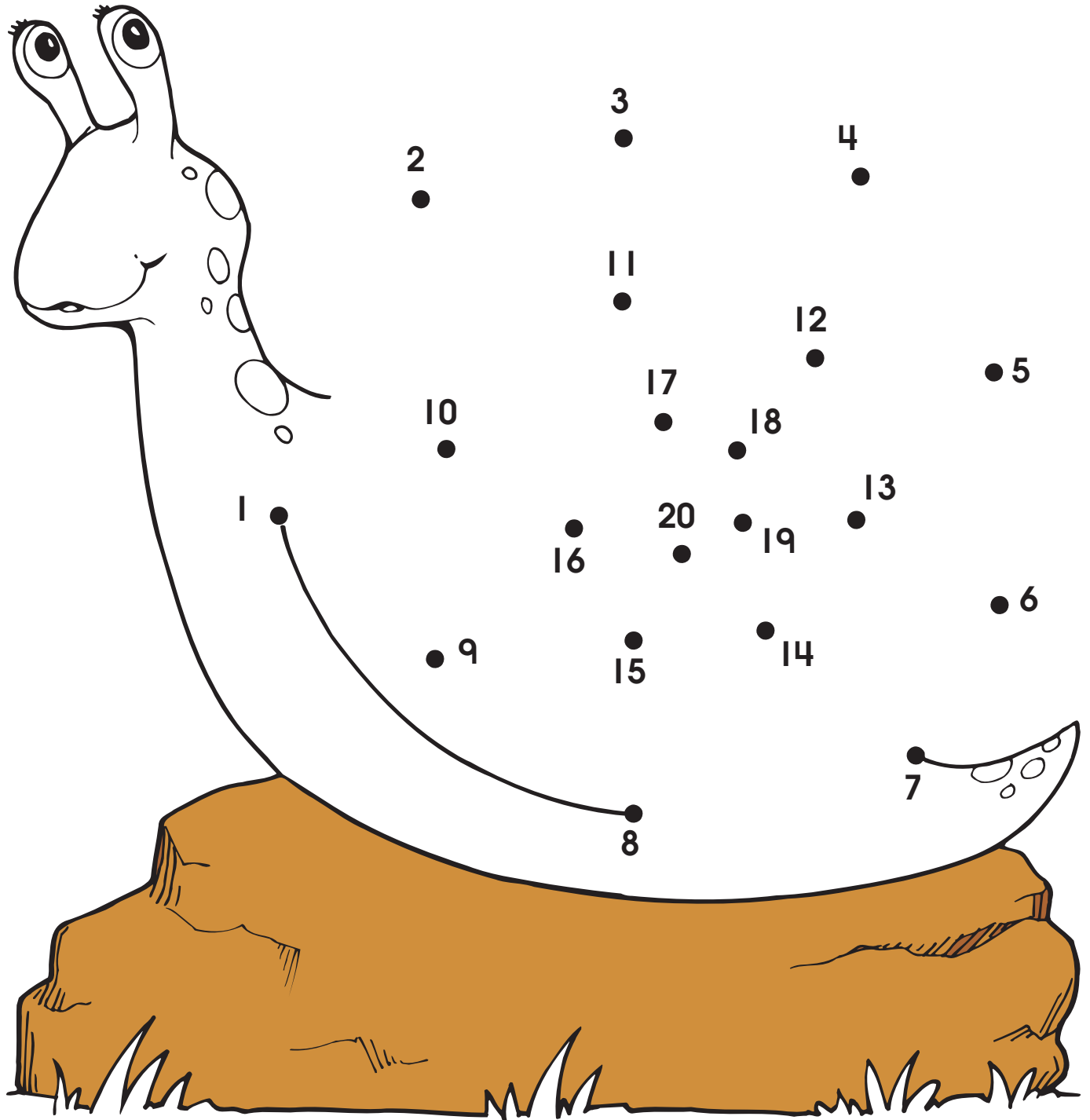
1. _____ 6. _____
2. _____ 7. _____
3. _____ 8. _____
4. _____ 9. _____
5. _____ 10. _____

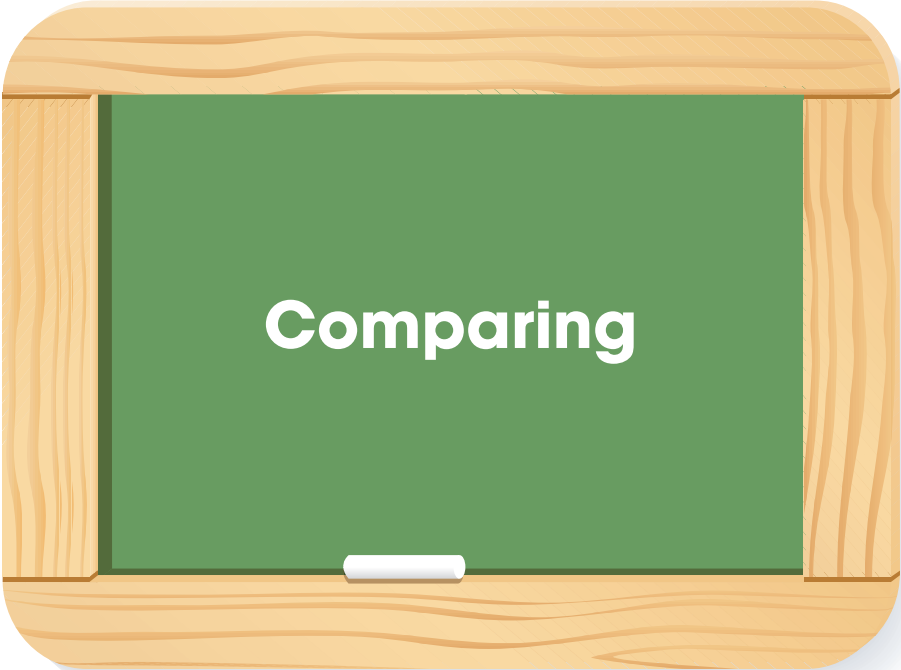
Which picture is circled in each row? **Underline** the word that tells the correct number.



Snail

Directions: Connect the dots from 1 to 20. Then, color to finish the picture.





Comparing

Largest and Smallest

In each shape, **circle** the smallest number. **Draw** a square around the largest number.

3	8
4	10

2	7
9	5

7	5
12	20
3	16
6	

11	10
9	18
14	



34	23
42	28
38	

15	13
9	36
10	

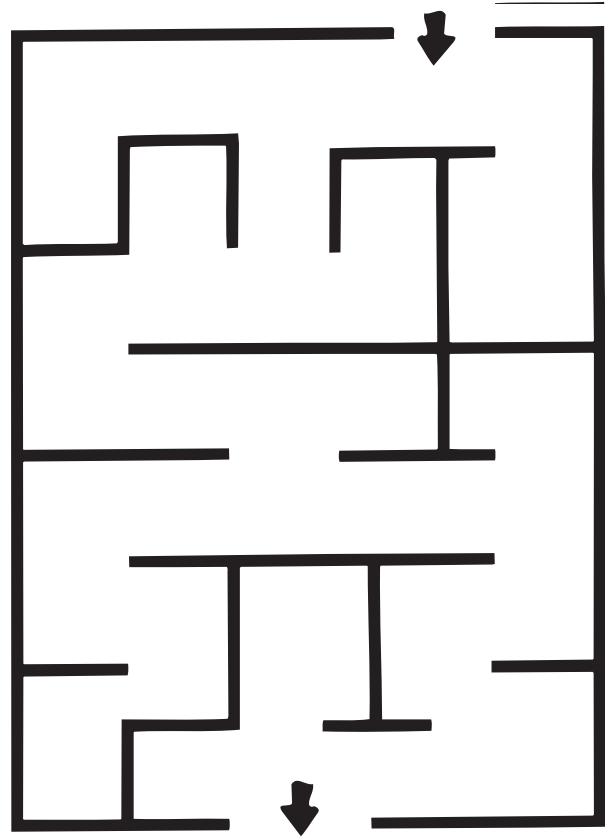

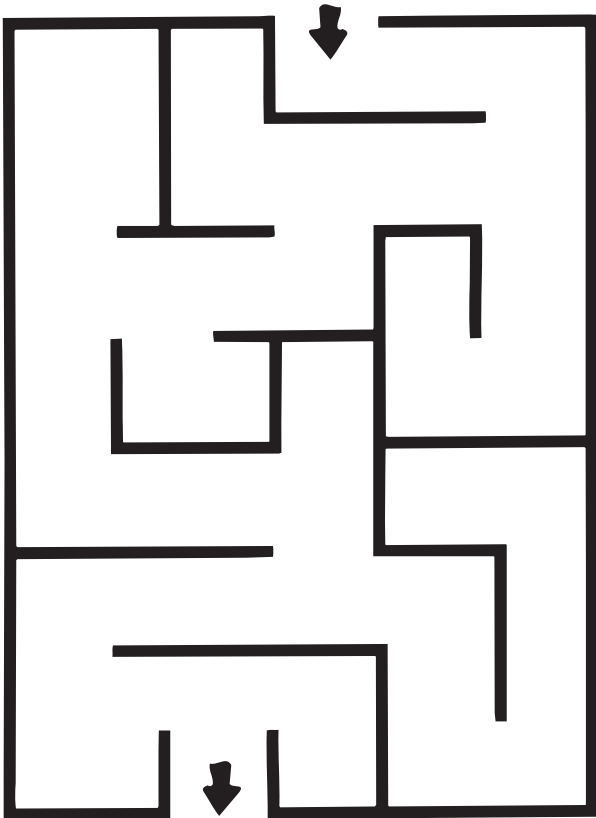
25	42
11	33
18	

26	19
46	32


22	35
42	25
45	11

Find the Flags

Directions: Find the way to the American and Canadian flags.




Fishing for Answers



$$5 > 3$$


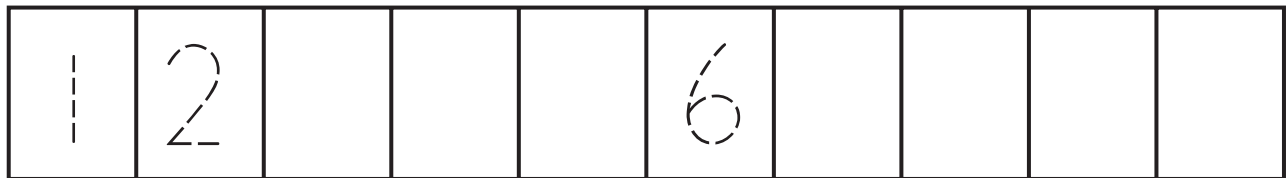
5 is greater than 3




$$3 < 5$$

3 is less than 5

Write the missing numbers in the number line.



$$3 > 2$$



$$3 < 4$$

Write > or <. Use the number line to help you.

$5 \bigcirc 2$

$1 \bigcirc 7$

$1 \bigcirc 9$

$8 \bigcirc 5$

$3 \bigcirc 4$

$9 \bigcirc 3$

$8 \bigcirc 7$

$2 \bigcirc 4$

$6 \bigcirc 5$

$5 \bigcirc 3$

$5 \bigcirc 7$

$3 \bigcirc 5$

$7 \bigcirc 3$

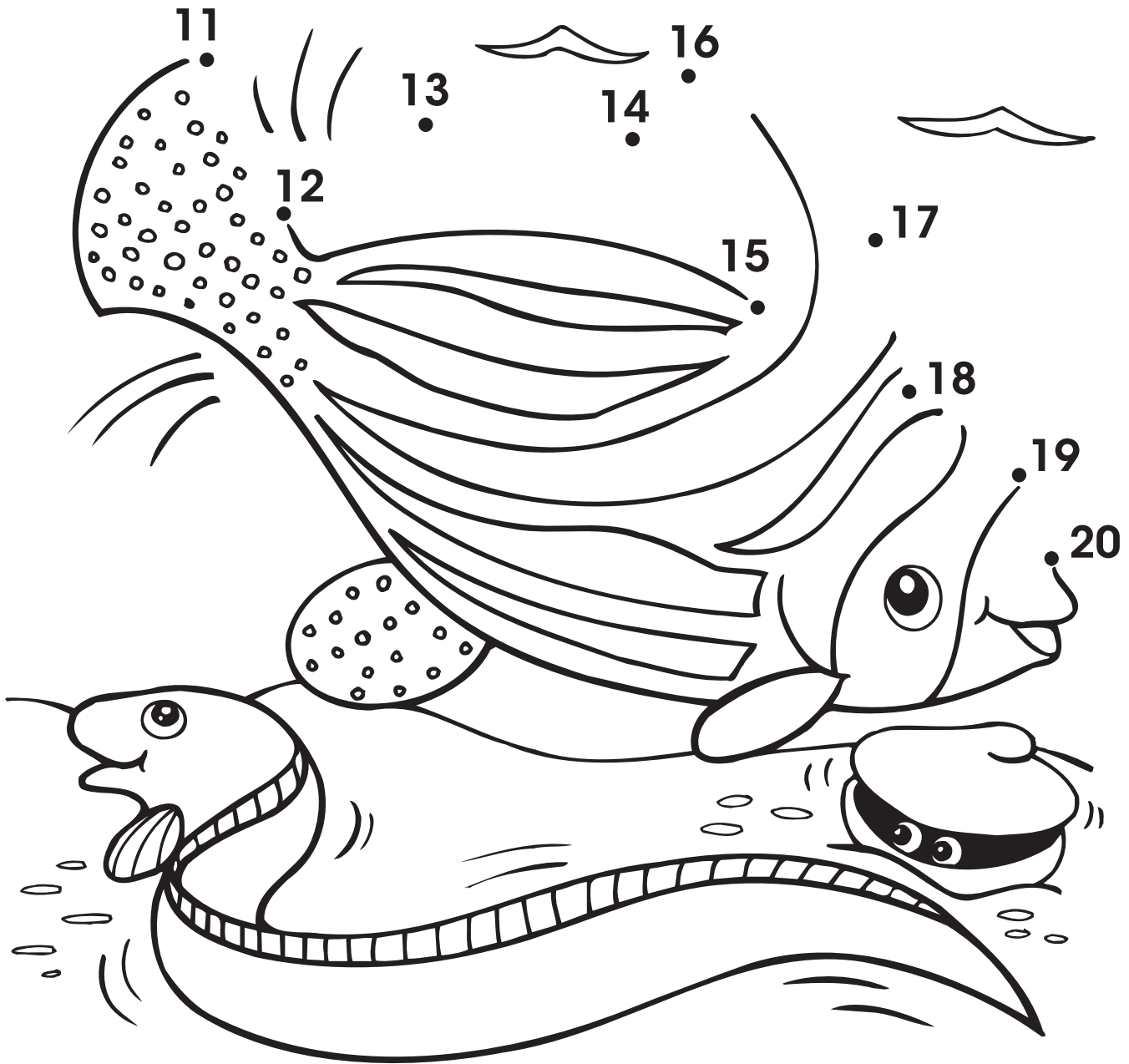
$7 \bigcirc 6$

$2 \bigcirc 8$

$4 \bigcirc 2$


Spotted Drum

Directions: Connect the dots from 11 to 20. Then, color to finish the picture.



Ride the Wave

Directions: Help the surfer reach the boy on the beach.



"Mouth" Math

Write $<$ or $>$ in each circle. Make sure the "mouth" is open toward the greater number.

$36 \bigcirc 49$

$35 \bigcirc 53$

$20 \bigcirc 18$

$74 \bigcirc 21$

$53 \bigcirc 76$

$68 \bigcirc 80$

$29 \bigcirc 26$


$45 \bigcirc 19$

$90 \bigcirc 89$

$70 \bigcirc 67$

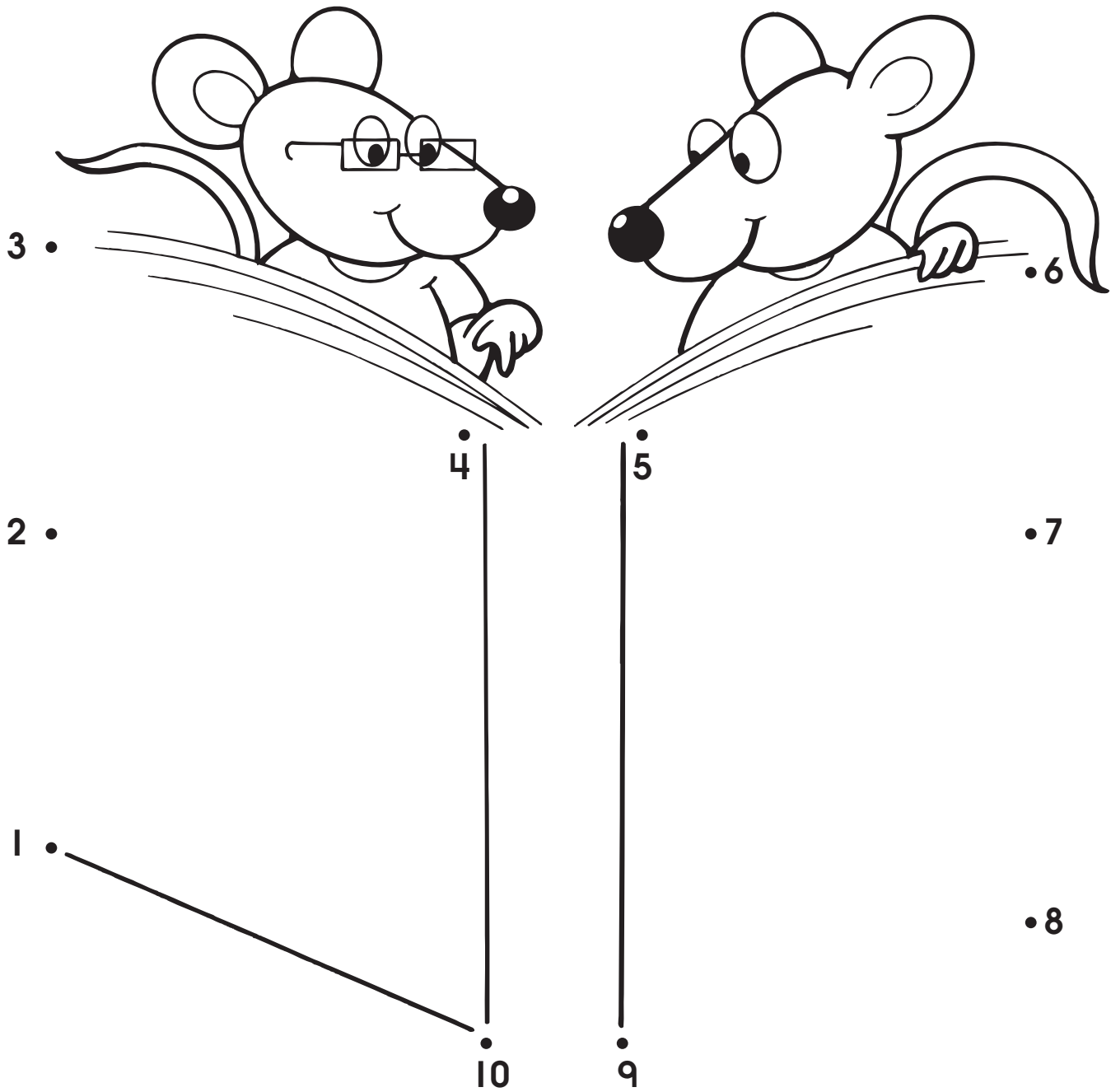
Let's Get to Work

Directions: Help the driver find the dump truck. Then, color the picture.



Sharing Time

Directions: Connect the dots from 1 to 10. Then, color to finish the picture.



Who Has the Most?

Circle the correct answer.

1. Traci has 3  's.

Bob has 4  's.

Bill has 5  's.

Who has the most  's?

Traci Bob Bill

2. Pam has 7  's.

Joe has 5  's.

Jane has 6  's.

Who has the most  's?

Pam Joe Jane

3. Jennifer has 23  's.

Sandy has 19  's.

Jack has 25  's.

Who has the most  's?

Jennifer Sandy Jack

4. Ali has 19  's.

Burt has 18  's.

Brent has 17  's.

Who has the most  's?

Ali Burt Brent

5. The boys have 14  's.


The girls have 16  's.

The teachers have 17  's.

Who has the most  's?

boys girls teachers

6. Rose has 12  's.

Betsy has 11  's.

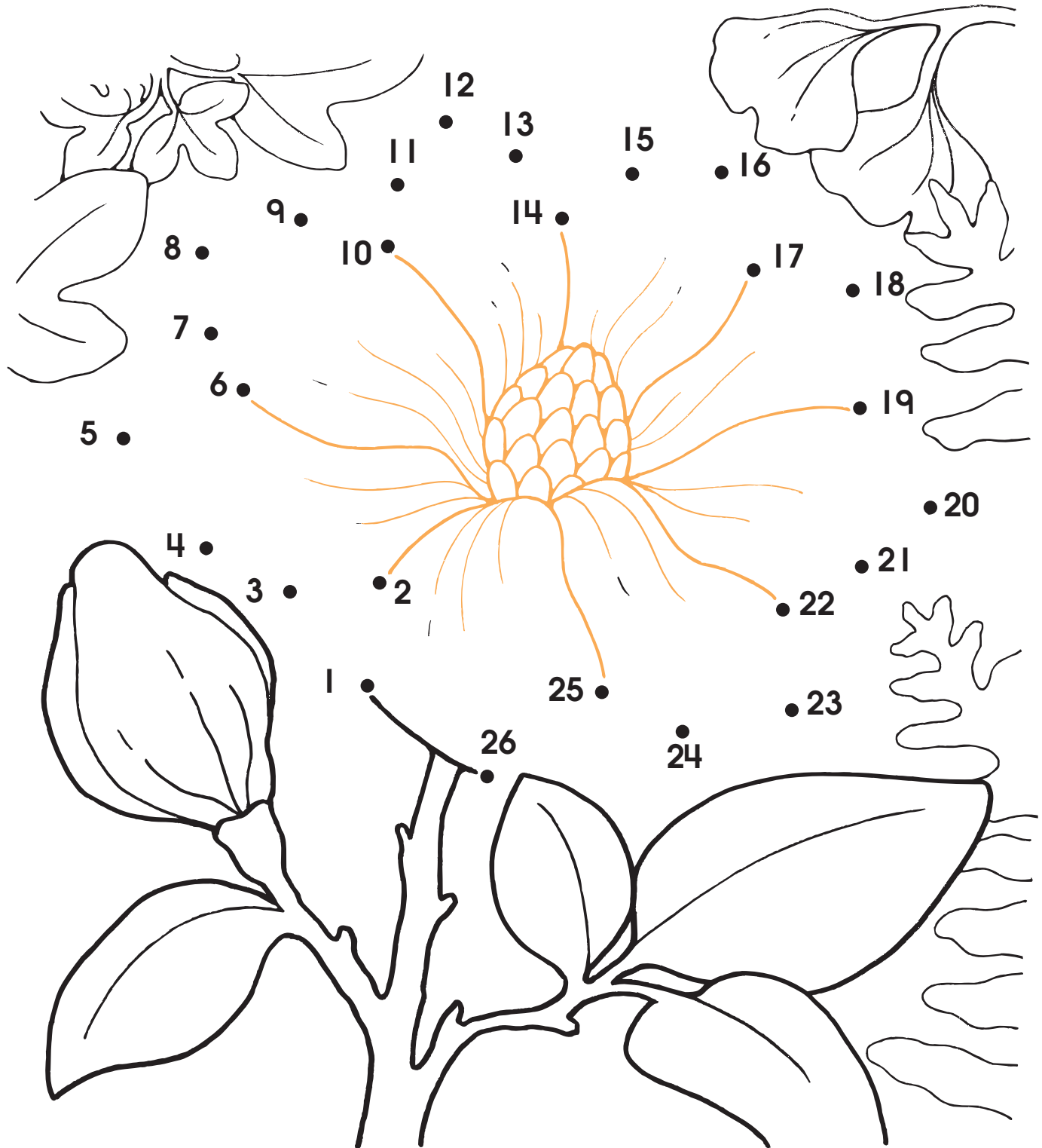
Leslie has 13  's.

Who has the most  's?

Rose Betsy Leslie

Past and Present Plants

Directions: Connect the dots from 1 to 26. Then, color to finish the picture.



Who Has the Fewest?

Circle the correct answer.

1. Pat had 4 's.

Charles had 3 's.

Andrea had 5 's.

Who had the fewest number of 's?

Pat Charles Andrea

2. Jeff has 5 's.

John has 4 's.

Bill has 6 's.

Who has the fewest number of 's?

Jeff John Bill

3. Jane has 7 's.

Susan has 9 's.

Fred has 8 's.

Who has the fewest number of 's?

Jane Susan Fred

4. Charles bought 12 's.

Rose bought 6 's.

Dawn bought 24 's.


Who bought the fewest number of 's?

Charles Rose Dawn

5. John had 9 's.

Jack had 8 's.

Mark had 7 's.

Who had the fewest number of 's?

John Jack Mark

6. Edith bought 12 's.

Michelle bought 16 's.


Marty bought 13 's.

Who bought the fewest number of 's?

Edith Michelle Marty


A Plant Eater

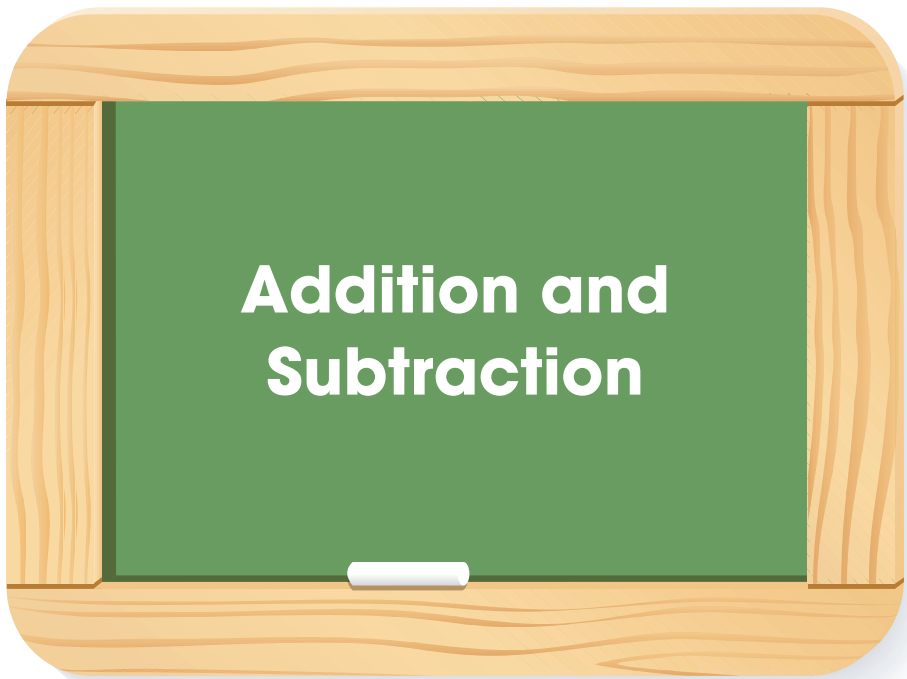
Directions: Connect the dots from 1 to 26. Then, color to finish the picture.



A Lucky Pearl

Directions: Help the diver find the pearl. Then, color the picture.





Addition and Subtraction

Sum It Up

Roll a pair of dice. **Write** the addend from each die on the lines below.
Add to find each sum.

$$\underline{\hspace{2cm}} + \underline{\hspace{2cm}} = \underline{\hspace{2cm}}$$

$$\underline{\hspace{2cm}} + \underline{\hspace{2cm}} = \underline{\hspace{2cm}}$$

$$\underline{\hspace{2cm}} + \underline{\hspace{2cm}} = \underline{\hspace{2cm}}$$

$$\underline{\hspace{2cm}} + \underline{\hspace{2cm}} = \underline{\hspace{2cm}}$$

$$\underline{\hspace{2cm}} + \underline{\hspace{2cm}} = \underline{\hspace{2cm}}$$

$$\underline{\hspace{2cm}} + \underline{\hspace{2cm}} = \underline{\hspace{2cm}}$$

$$\underline{\hspace{2cm}} + \underline{\hspace{2cm}} = \underline{\hspace{2cm}}$$

$$\underline{\hspace{2cm}} + \underline{\hspace{2cm}} = \underline{\hspace{2cm}}$$

$$\underline{\hspace{2cm}} + \underline{\hspace{2cm}} = \underline{\hspace{2cm}}$$


What's Cooking?

Directions: Help the cook find the barbecue.



Beary Good

Put counters on each bear to add. Write the sums below.



$3 + 2 = \underline{\quad}$ $5 + 0 = \underline{\quad}$ $1 + 6 = \underline{\quad}$

$$\begin{array}{r} 6 \\ + 1 \\ \hline \end{array}$$

$$\begin{array}{r} 3 \\ + 4 \\ \hline \end{array}$$

$$\begin{array}{r} 2 \\ + 3 \\ \hline \end{array}$$

$$\begin{array}{r} 5 \\ + 2 \\ \hline \end{array}$$

$$\begin{array}{r} 7 \\ + 1 \\ \hline \end{array}$$

$$\begin{array}{r} 8 \\ + 0 \\ \hline \end{array}$$

$$\begin{array}{r} 4 \\ + 5 \\ \hline \end{array}$$

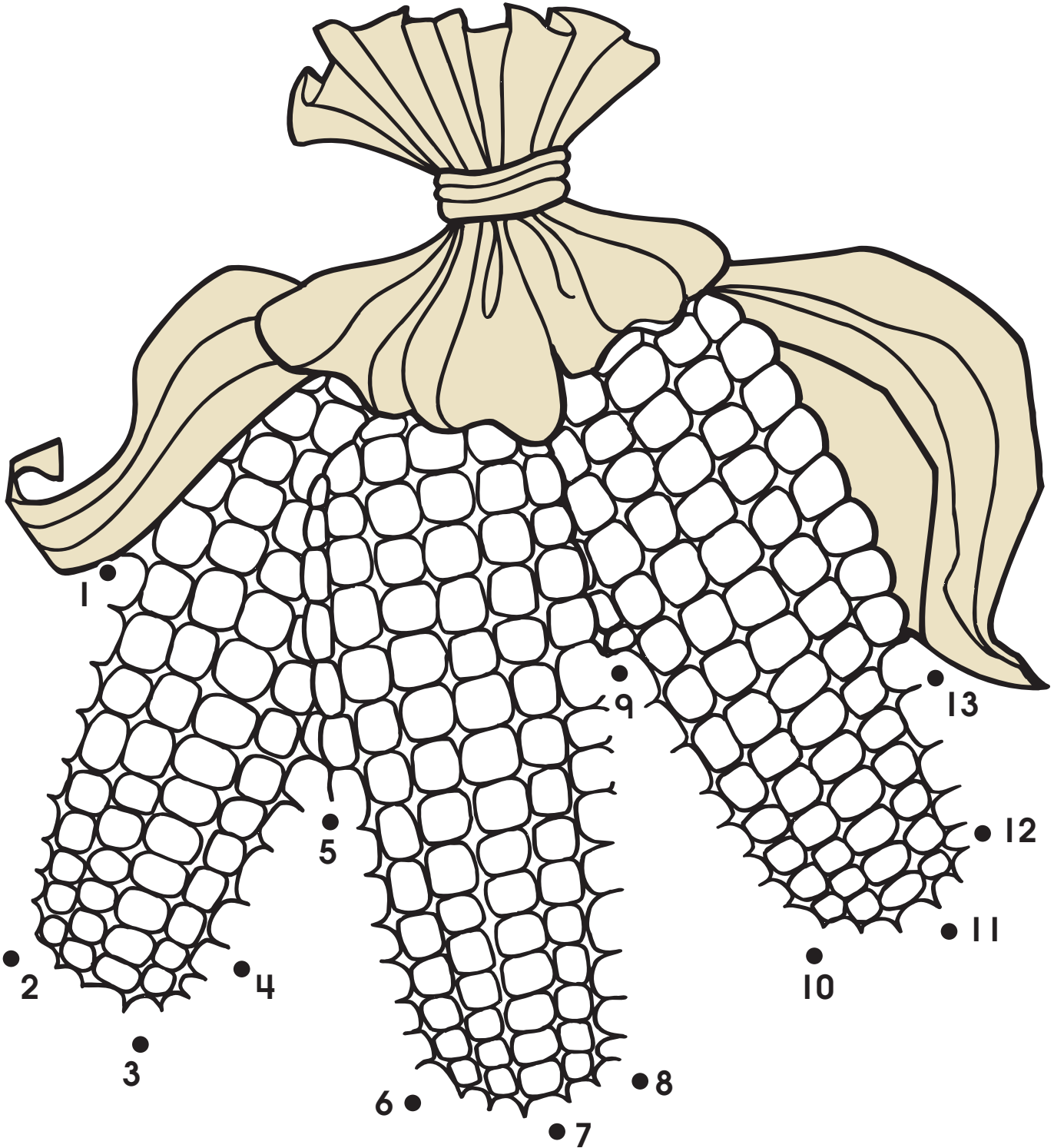
$$\begin{array}{r} 3 \\ + 6 \\ \hline \end{array}$$

$$\begin{array}{r} 2 \\ + 6 \\ \hline \end{array}$$

$$\begin{array}{r} 3 \\ + 5 \\ \hline \end{array}$$

Indian Corn











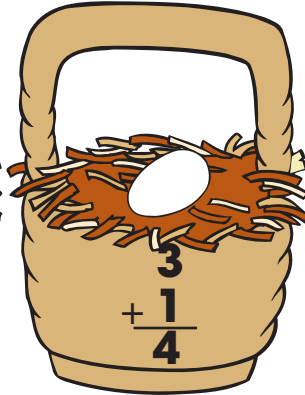

Directions: Connect the dots from 1 to 13. Then, color to finish the picture.



How Many in All?


Write two addition sentences for each picture story. Find how many in all.

Example:



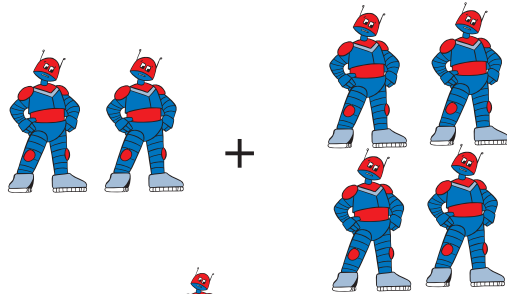
A Surprise for a Caterpillar

Directions: Help the caterpillar find the leaves. Then, color the picture.




How Many Robots in All?

Look at the pictures. Complete the addition sentences.




How many 's are there in all?

$$2 + 4 = 6$$



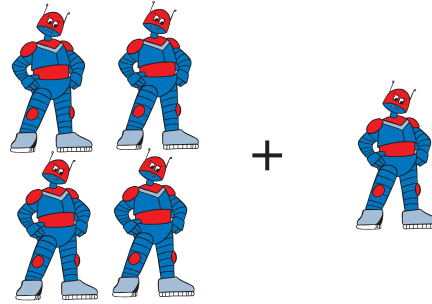
How many 's are there in all?

$$3 + 5 = \underline{\quad}$$




How many 's are there in all?

$$4 + 3 = \underline{\quad}$$



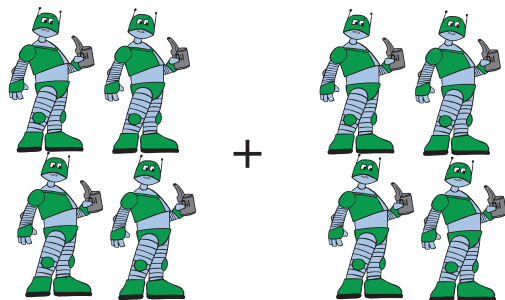
How many 's are there in all?


$$4 + 1 = \underline{\quad}$$



How many 's are there in all?

$$2 + 5 = \underline{\quad}$$




How many 's are there in all?

$$4 + 4 = \underline{\quad}$$


Andy Antelope

Directions: Connect the dots from 1 to 25. Then, color to finish the picture.




How Many Rabbits?

Look at the pictures. Complete the addition sentences.




How many  's are there in all?

$$1 + 1 = \underline{2}$$




How many  's are there in all?

$$3 + 6 = \underline{\quad}$$




How many  's are there in all?

$$6 + 1 = \underline{\quad}$$




How many  's are there in all?

$$3 + 4 = \underline{\quad}$$



How many  's are there in all?

$$4 + 5 = \underline{\quad}$$




How many  's are there in all?

$$2 + 3 = \underline{\quad}$$

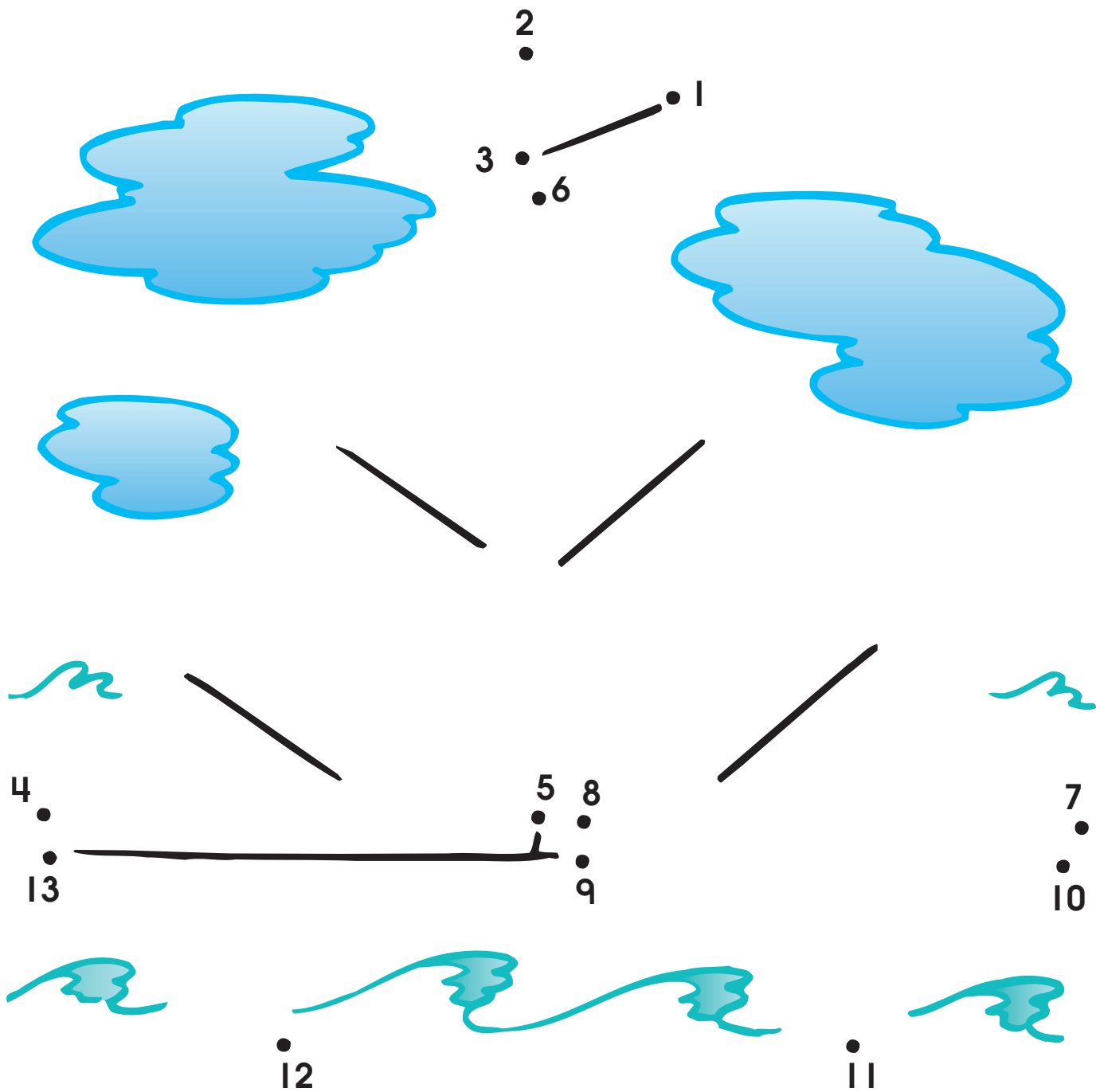
A Cold Walk

Directions: Help the penguin find the way to its igloo.



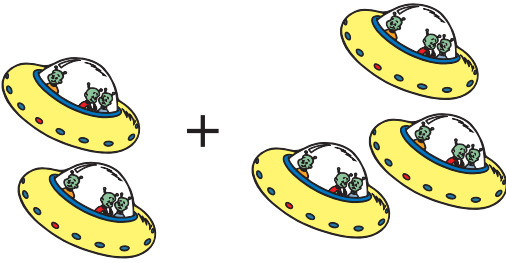
Sailing Away

Directions: Connect the dots from 1 to 13. Then, color to finish the picture.




Alien Problems

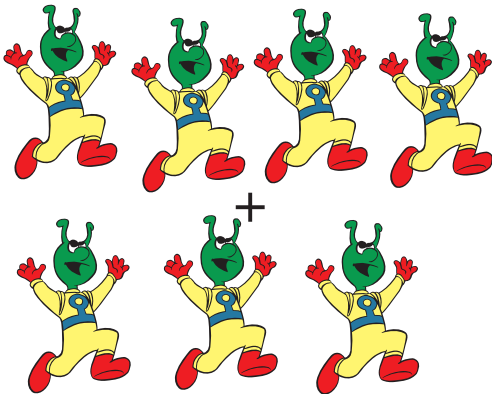
Look at the pictures. Complete the addition sentences.




$$2 + 3 = \underline{5}$$




$$1 + 7 = \underline{\quad}$$




$$4 + 3 = \underline{\quad}$$



$$5 + 0 = \underline{\quad}$$




$$3 + 3 = \underline{\quad}$$



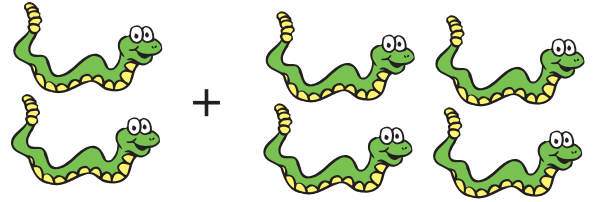
$$4 + 5 = \underline{\quad}$$

Addition Antics

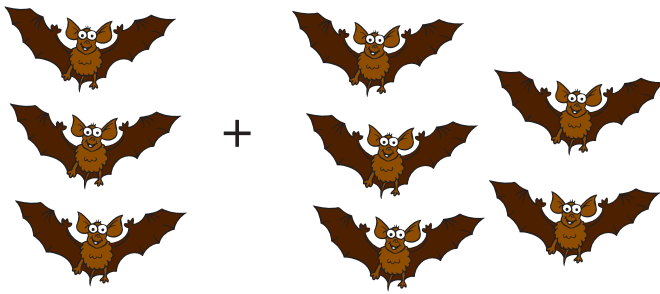
Look at the pictures. Complete the addition sentences.



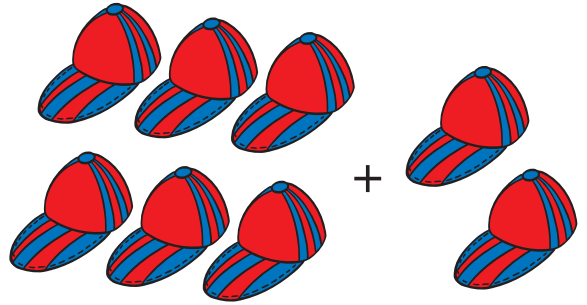
$$1 + 3 = \underline{\quad}$$




$$2 + 4 = \underline{\quad}$$




$$3 + 5 = \underline{\quad}$$



$$6 + 2 = \underline{\quad}$$



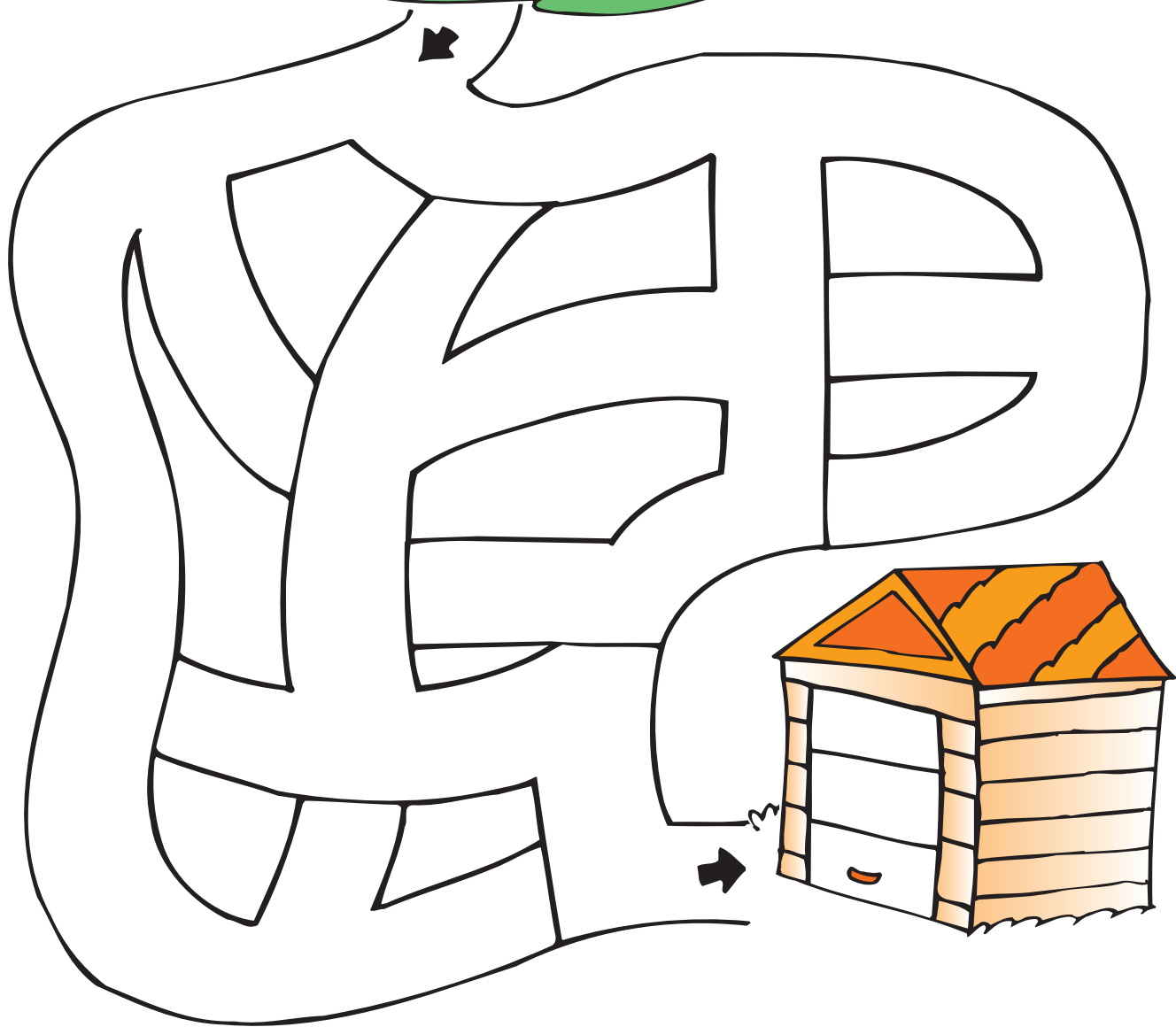
$$8 + 1 = \underline{\quad}$$



$$0 + 7 = \underline{\quad}$$

Park the Car


Directions: Drive the car to the garage.



Pet Picture Problems

Circle the picture that matches the addition sentence.

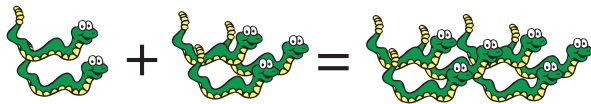
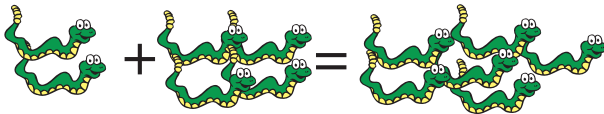
$$1 + 2 = 3$$





$$3 + 2 = 5$$



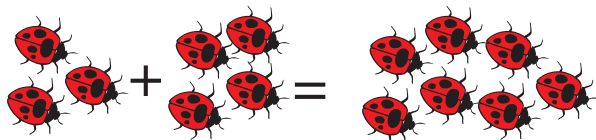
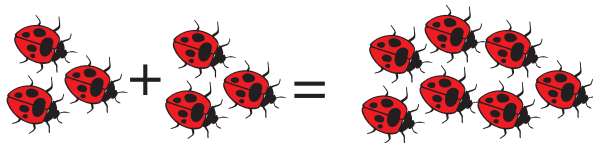
$$2 + 4 = 6$$





$$3 + 3 = 6$$



$$3 + 4 = 7$$




$$1 + 6 = 7$$




Bob Bighorn

Directions: Connect the dots from 1 to 25. Then, color to finish the picture.

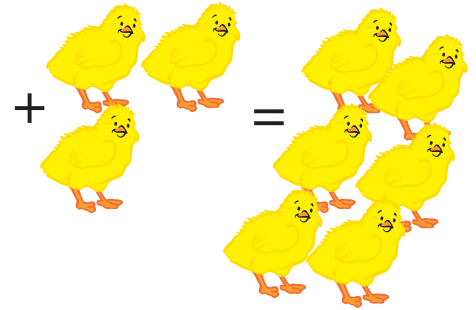


The Missing Chickens

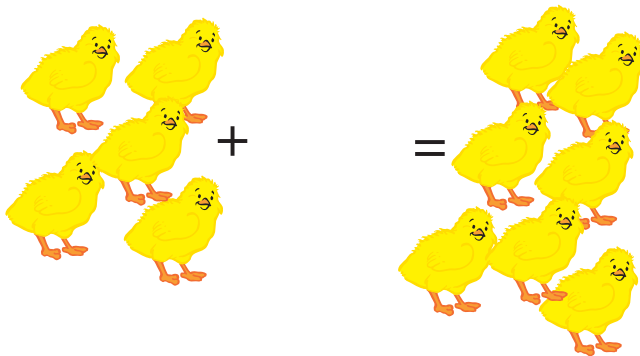
Draw the missing pictures. **Complete** the addition sentences.




$$\underline{\quad} + 2 = 3$$



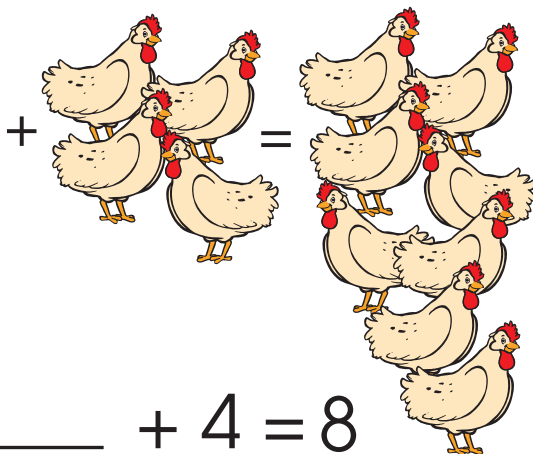
$$\underline{\quad} + 3 = 6$$



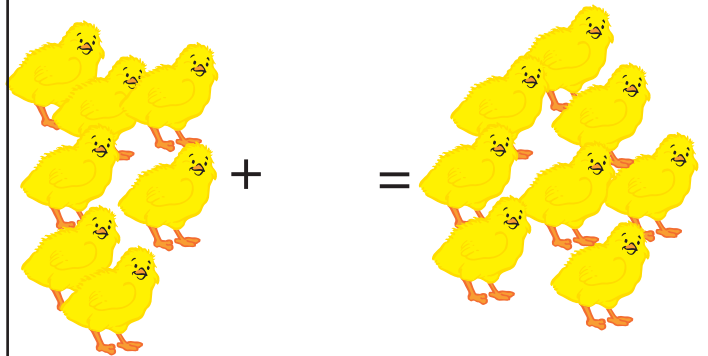
$$5 + \underline{\quad} = 7$$



$$\underline{\quad} + 3 = 5$$




$$\underline{\quad} + 4 = 8$$



$$7 + \underline{\quad} = 8$$

Time for a Scrub!

Directions: Help the robin find the birdbath. Then, color the picture.




Addition Grid

Write the sums where the columns and rows meet. The first one shows you what to do.

+	1	2	3	4	5	6	7	8	9	10
1	2									
2										
3										
4										
5										
6										
7										
8										
9										
10										

An Old View

Directions: Connect the dots from **1** to **20**. Then, color to finish the picture.



Path Problems

Add to find the sum. Show the detective the correct path. **Color** the path with sums of 13.

6 + 4 + 3 = _____

6 + 5 + 5 = _____

8 + 4 + 2 = _____

4 + 4 + 5 = _____

2 + 9 + 2 = _____

2 + 8 + 7 = _____

9
1
5
+
—

7
3
3
+
—

8
3
1
+
—

5
6
4
+
—

9
8
1
+
—

5
3
5
+
—

4
6
4
+
—

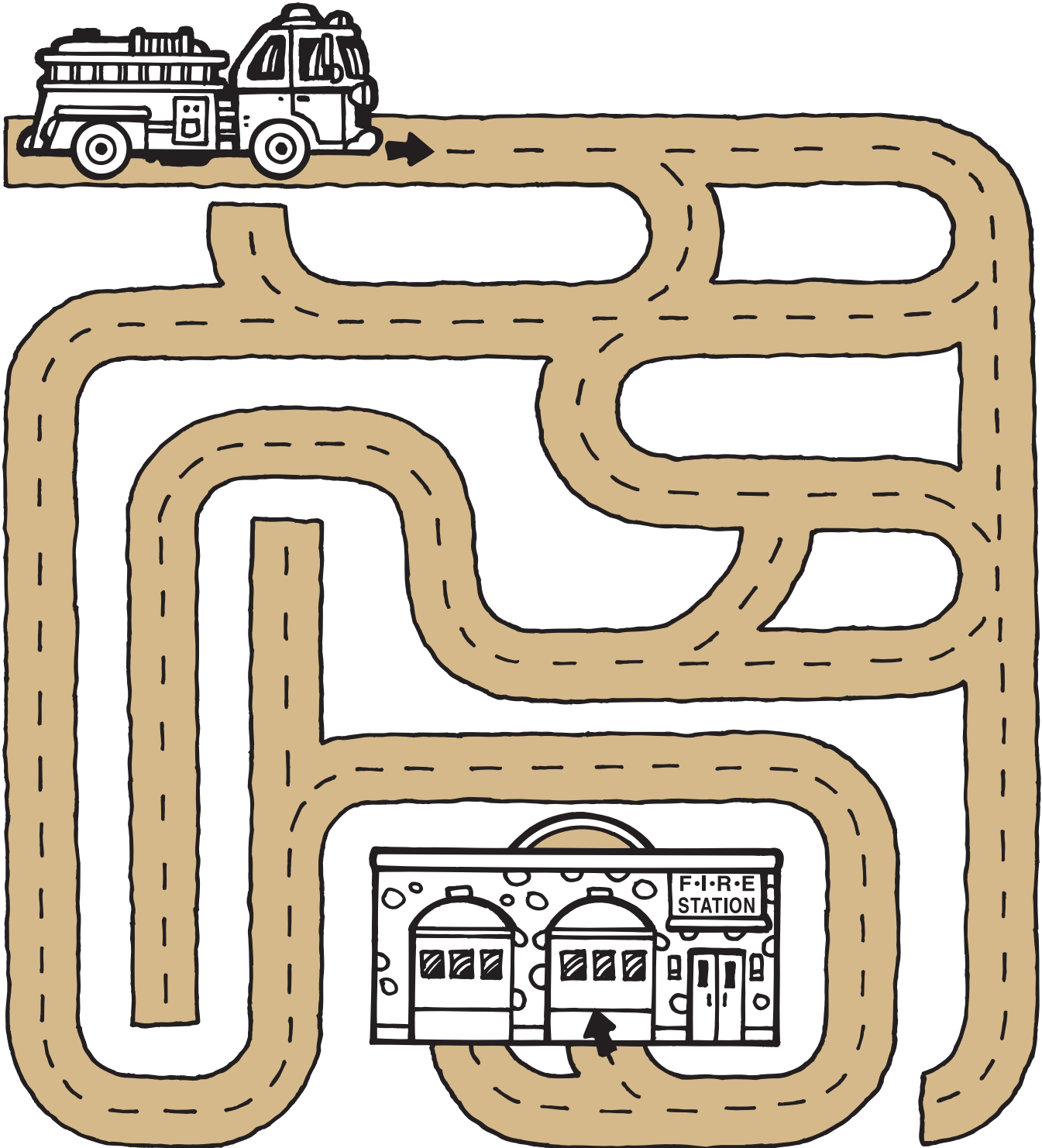
U.S.S. CHEESE

Buzz Inn
Honey to Go!

Honey

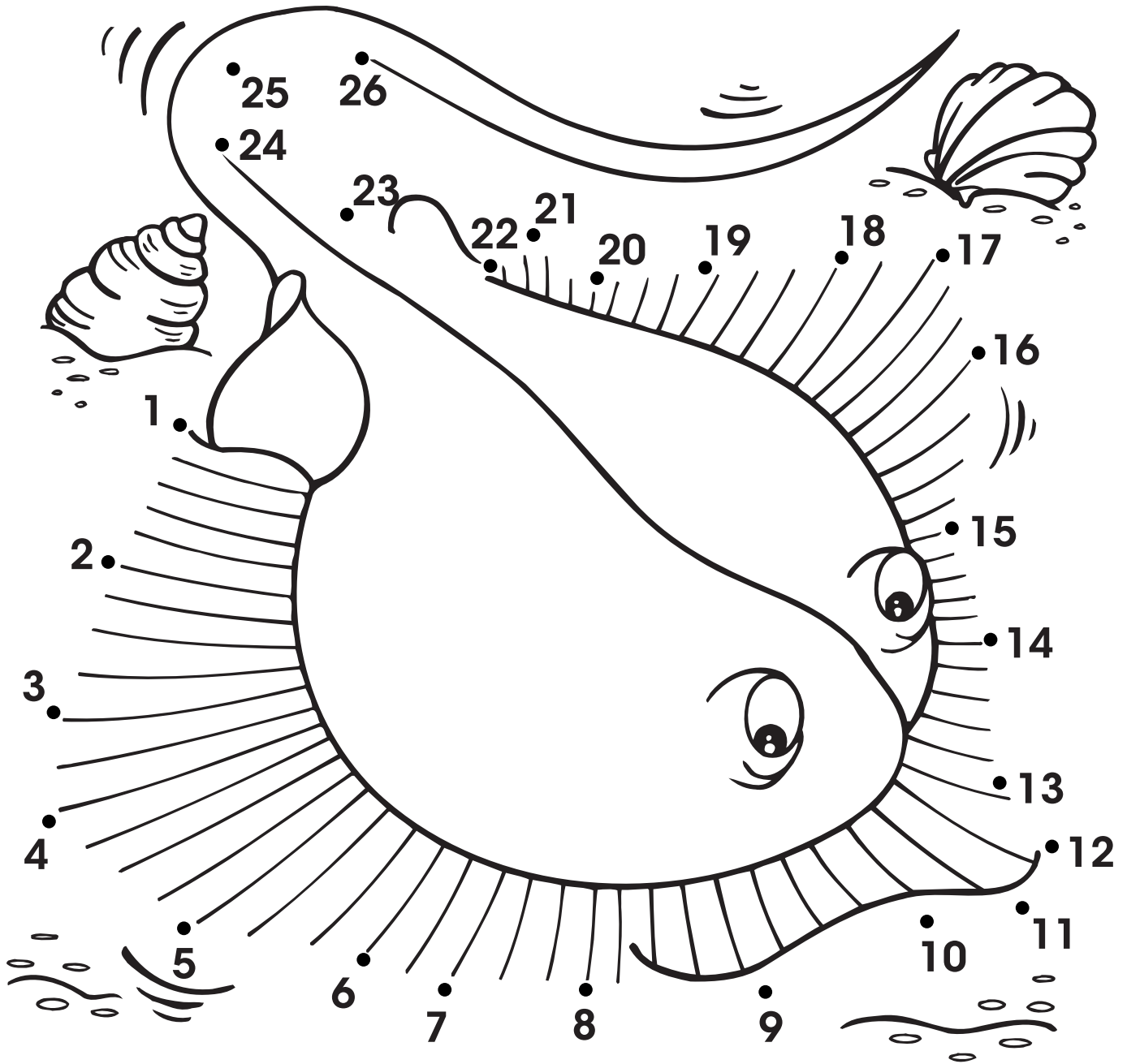
Back from the Fire

Directions: Help the fire engine get to the fire station. Then, color the picture.



Ray

Directions: Connect the dots from 1 to 26. Then, color to finish the picture.



Plenty to Wear!

The key words **in all** tell you to add. **Circle** the key words **in all** and **solve** the problems.

1. Jack has 4 white shirts and 2 yellow shirts. How many shirts does Jack have in all?



$$4 \bigcirc 2 = \underline{\hspace{2cm}}$$

2. Allison has 4 pink blouses and 6 red ones. How many blouses does Allison have in all?

$$4 \bigcirc 6 = \underline{\hspace{2cm}}$$

3. Charley has 3 pairs of summer pants and 8 pairs of winter pants. How many pairs of pants does Charley have in all?

$$3 \bigcirc 8 = \underline{\hspace{2cm}}$$

4. Betsy has 2 black skirts and 7 blue skirts. In all, how many skirts does Betsy have?

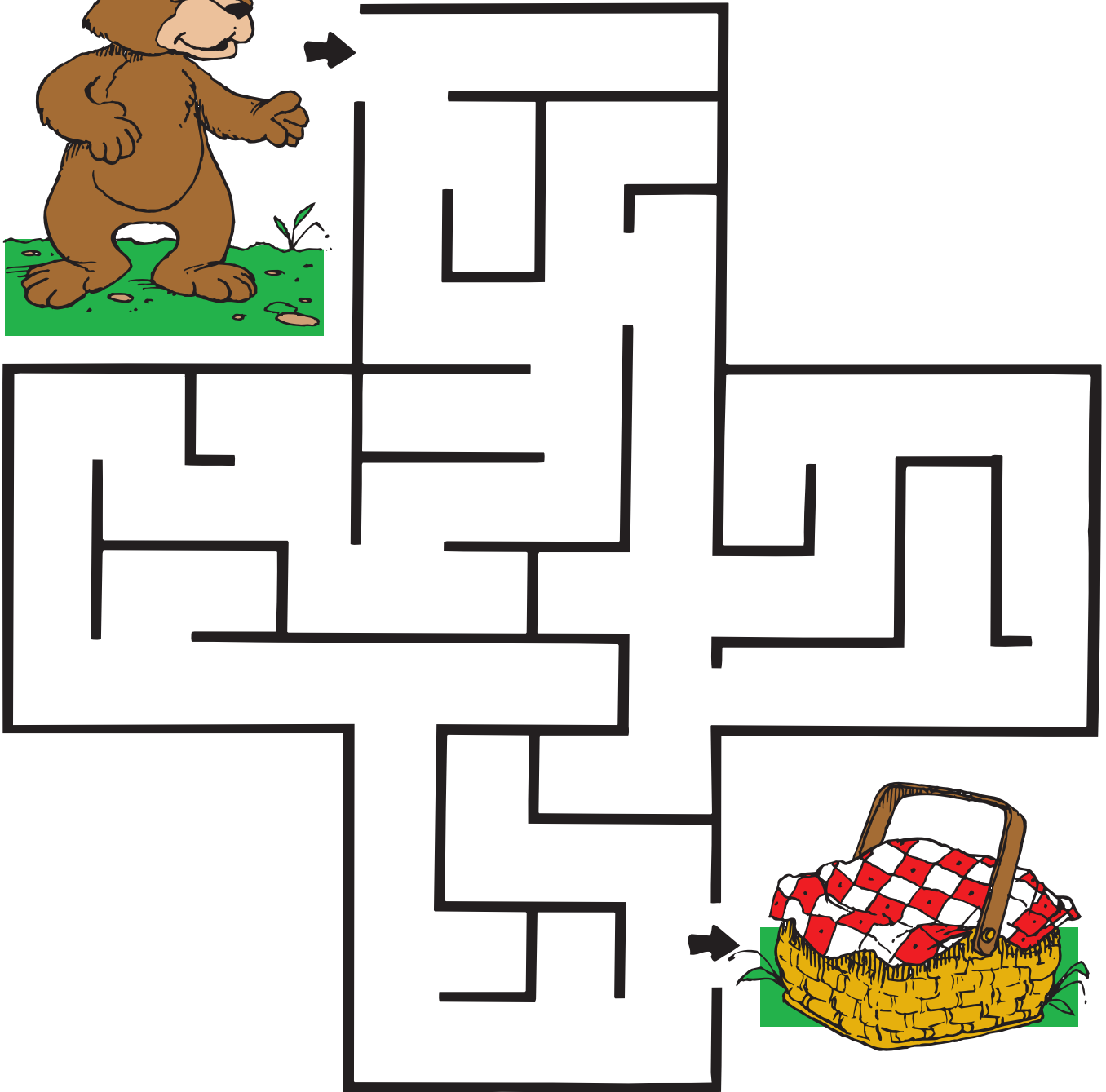
$$2 \bigcirc 7 = \underline{\hspace{2cm}}$$

5. Jeff has 5 knit hats and 5 cloth hats. How many hats does Jeff have in all?

$$5 \bigcirc 5 = \underline{\hspace{2cm}}$$

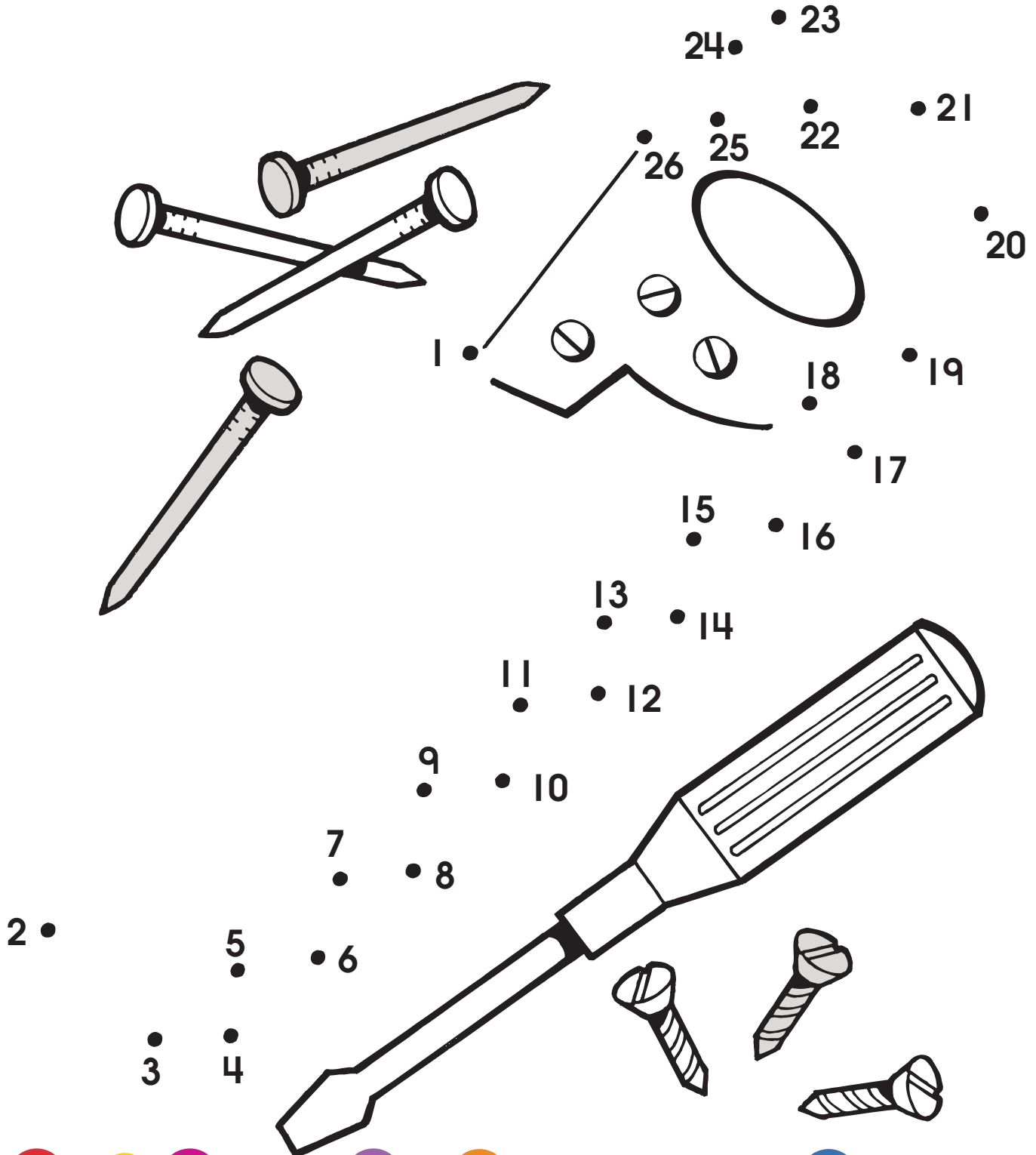
Snack Time

Directions: Help the bear find the picnic basket.



Cut That Out

Directions: Connect the dots from 1 to 26. Then, color to finish the picture.



Solving Stories


Write a number sentence to **solve** each problem.



1. Brad ate 5 slices of pizza. Todd ate 3. How many slices of pizza did both boys eat? _____
2. Sam scored 4 points for the team. Dave scored 4 points. How many points did Sam and Dave score? _____
3. Missy bought 6 dresses. Dot bought 3. How many dresses did they buy in all? _____
4. 3 bears are having a picnic. 2 more bears join the fun. How many bears are having a picnic now? _____


A Four-Alarm Maze

Directions: Help the firefighter get to the fire. Then, color the picture.




Sea Creature Subtraction

Look at the pictures. Complete the subtraction sentences.




How many 's are left?

$$4 - 4 = \underline{\quad}$$



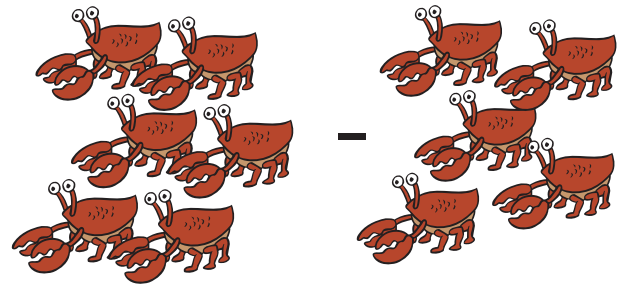
How many 's are left?

$$6 - 2 = \underline{\quad}$$



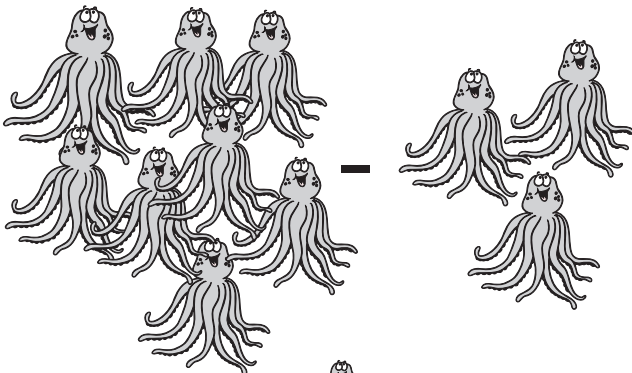
How many 's are left?

$$7 - 3 = \underline{\quad}$$




How many 's are left?

$$6 - 5 = \underline{\quad}$$



How many 's are left?

$$8 - 3 = \underline{\quad}$$




How many 's are left?

$$5 - 2 = \underline{\quad}$$


Donkey

Directions: Connect the dots from 1 to 26. Then, color to finish the picture.




Transportation Problems

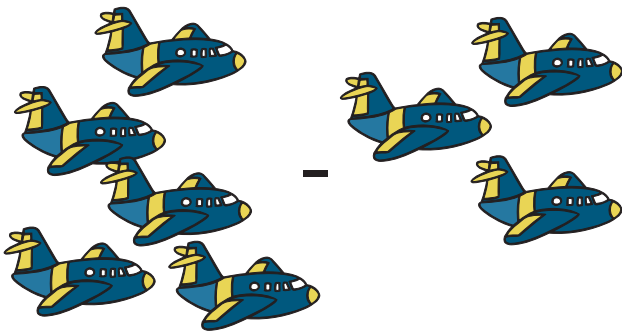
Look at the pictures. Complete the subtraction sentences.




$$4 - 1 = \underline{3}$$



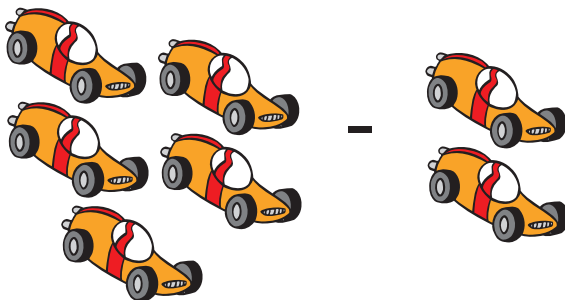
$$6 - 2 = \underline{\quad}$$



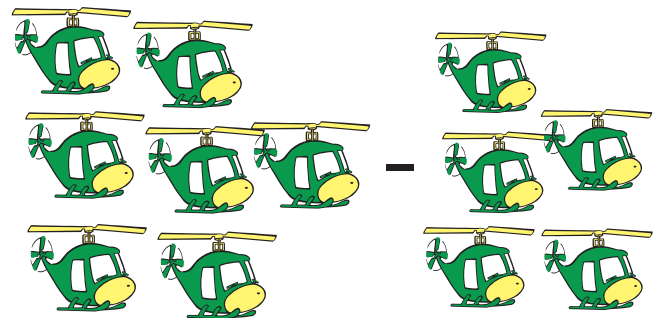
$$5 - 3 = \underline{\quad}$$



$$7 - 3 = \underline{\quad}$$




$$5 - 2 = \underline{\quad}$$



$$7 - 5 = \underline{\quad}$$


Pancakes

Directions: Help the syrup reach the pancakes. Then, color the picture.




What's Left?

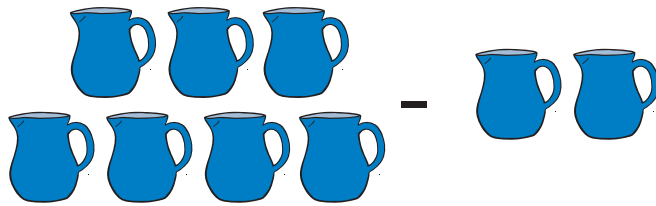
Look at the pictures. Complete the subtraction sentences.




$$6 - 2 = \underline{\hspace{2cm}}$$



$$9 - 5 = \underline{\hspace{2cm}}$$




$$7 - 2 = \underline{\hspace{2cm}}$$



$$4 - 1 = \underline{\hspace{2cm}}$$



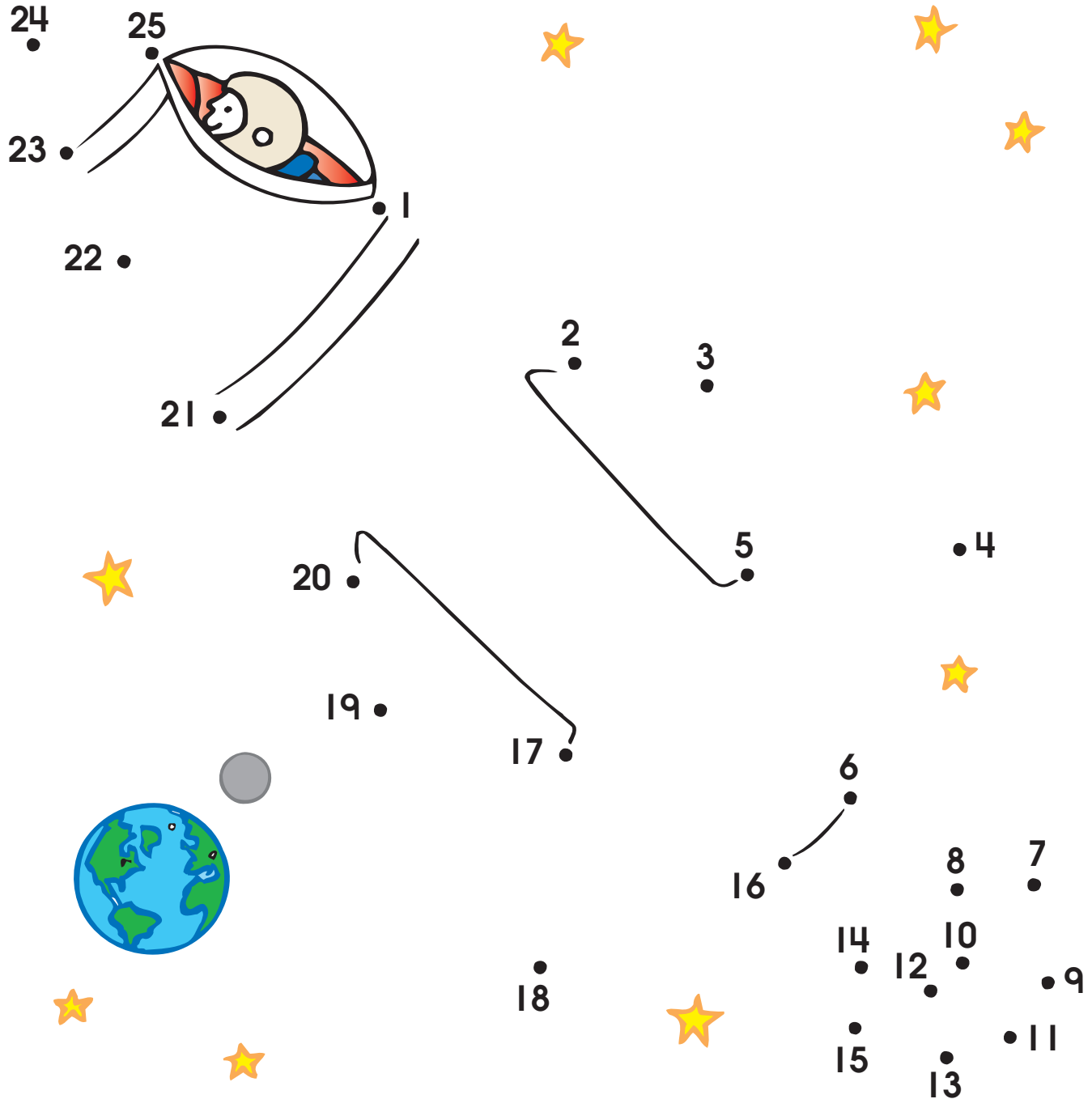
$$8 - 1 = \underline{\hspace{2cm}}$$



$$4 - 0 = \underline{\hspace{2cm}}$$


Off to Space

Directions: Connect the dots from 1 to 25. Then, color to finish the picture.



Take It Away!


Look at the pictures. Complete the subtraction sentences.



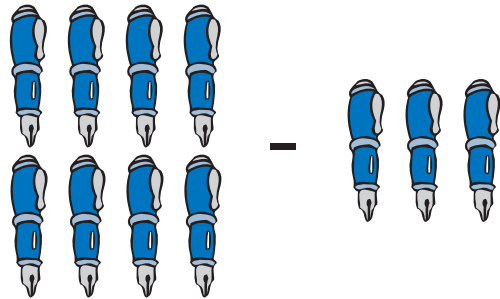
$$5 - 2 = \underline{\quad}$$




$$6 - 1 = \underline{\quad}$$




$$7 - 4 = \underline{\quad}$$



$$8 - 3 = \underline{\quad}$$



$$9 - 2 = \underline{\quad}$$




$$4 - 4 = \underline{\quad}$$

Take It Slow!

Solve the subtraction sentences below. Use the code to color the turtle.

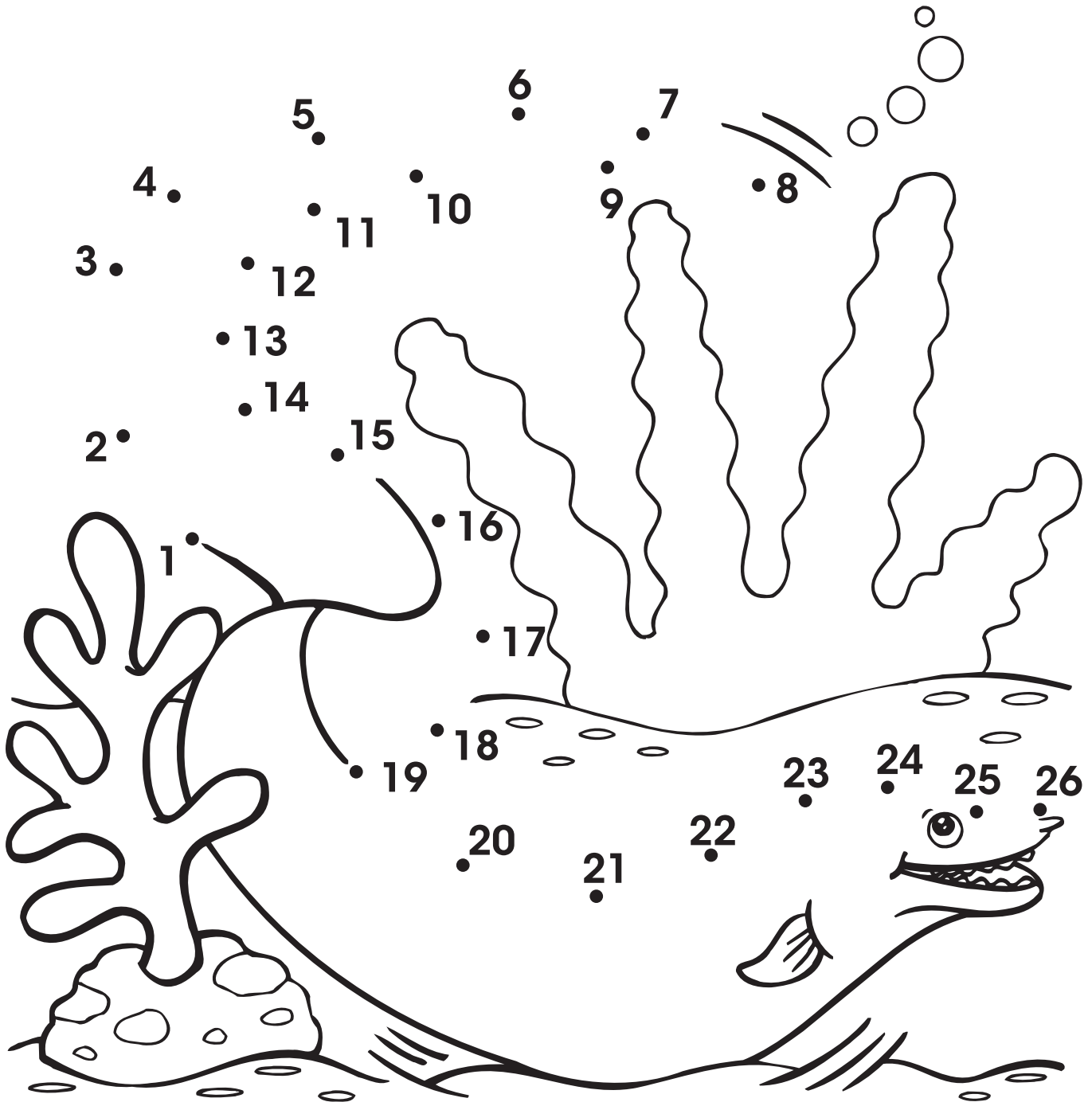
Code:

- 2 — red
- 3 — blue
- 4 — yellow
- 5 — green




Moray Eel

Directions: Connect the dots from 1 to 26. Then, color the picture.



How Many Animals Are Left?

The key word **left** tells you to subtract. **Circle** the key word **left**. **Write** a number sentence to solve each subtraction problem.



1. Bill had 10 kittens, but 4 of them ran away. How many kittens does he have left?

$$\underline{\quad 10 - 4 = \quad}$$

2. There were 12 rabbits eating in the garden. Dogs chased 3 of them away. How many rabbits were left?

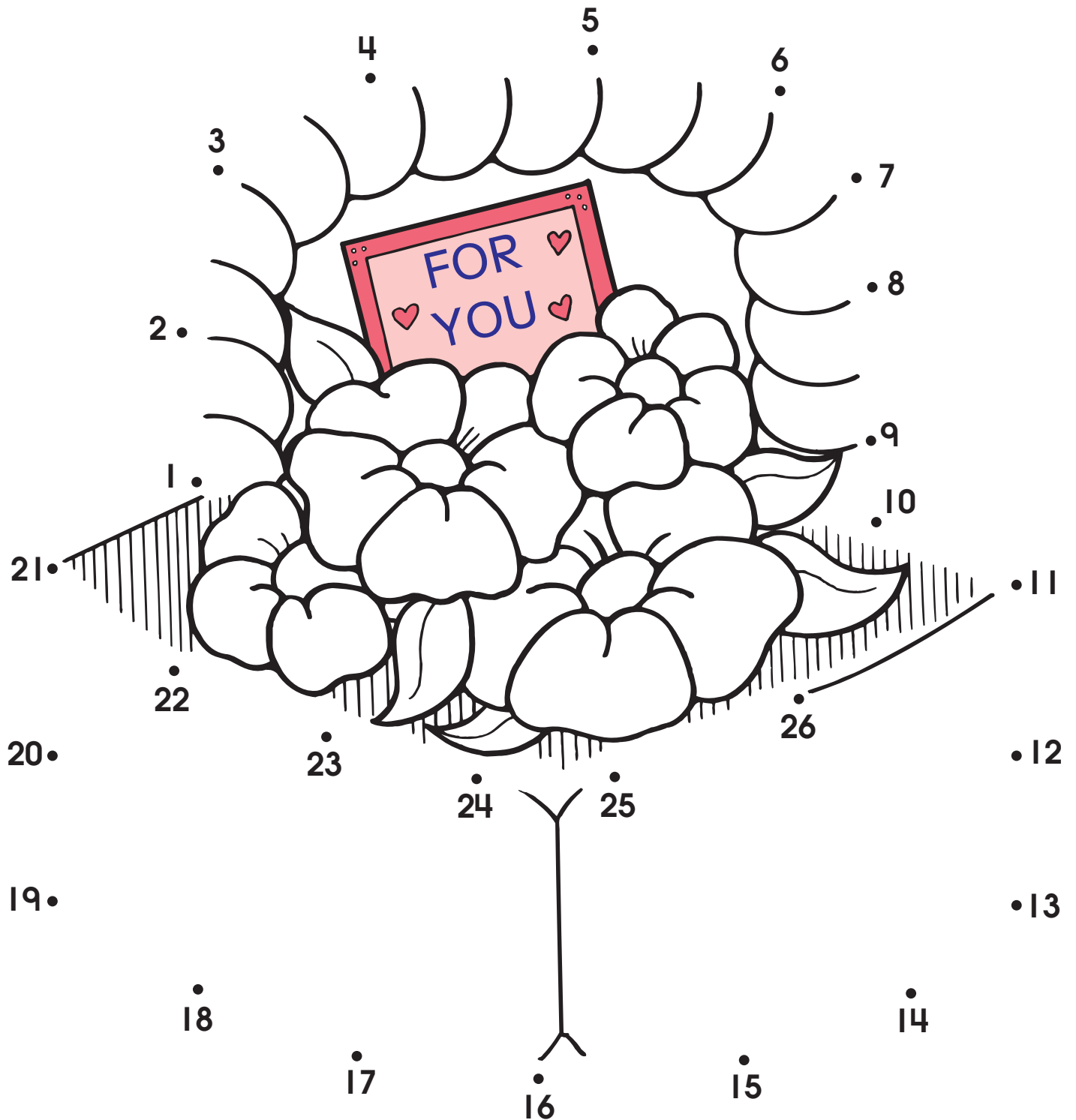
4. Bill saw 11 birds eating from the bird feeders in his backyard. A cat scared 7 of them away. How many birds were left at the feeders?

3. There were 14 frogs on the bank of the pond. Then, 9 of them hopped into the water. How many frogs were left on the bank?

5. Bill counted 15 robins in his yard. Then, 8 of the robins flew away. How many robins were left in the yard?







A Pretty Gift

Directions: Connect the dots from 1 to 26. Then, color to finish the picture.



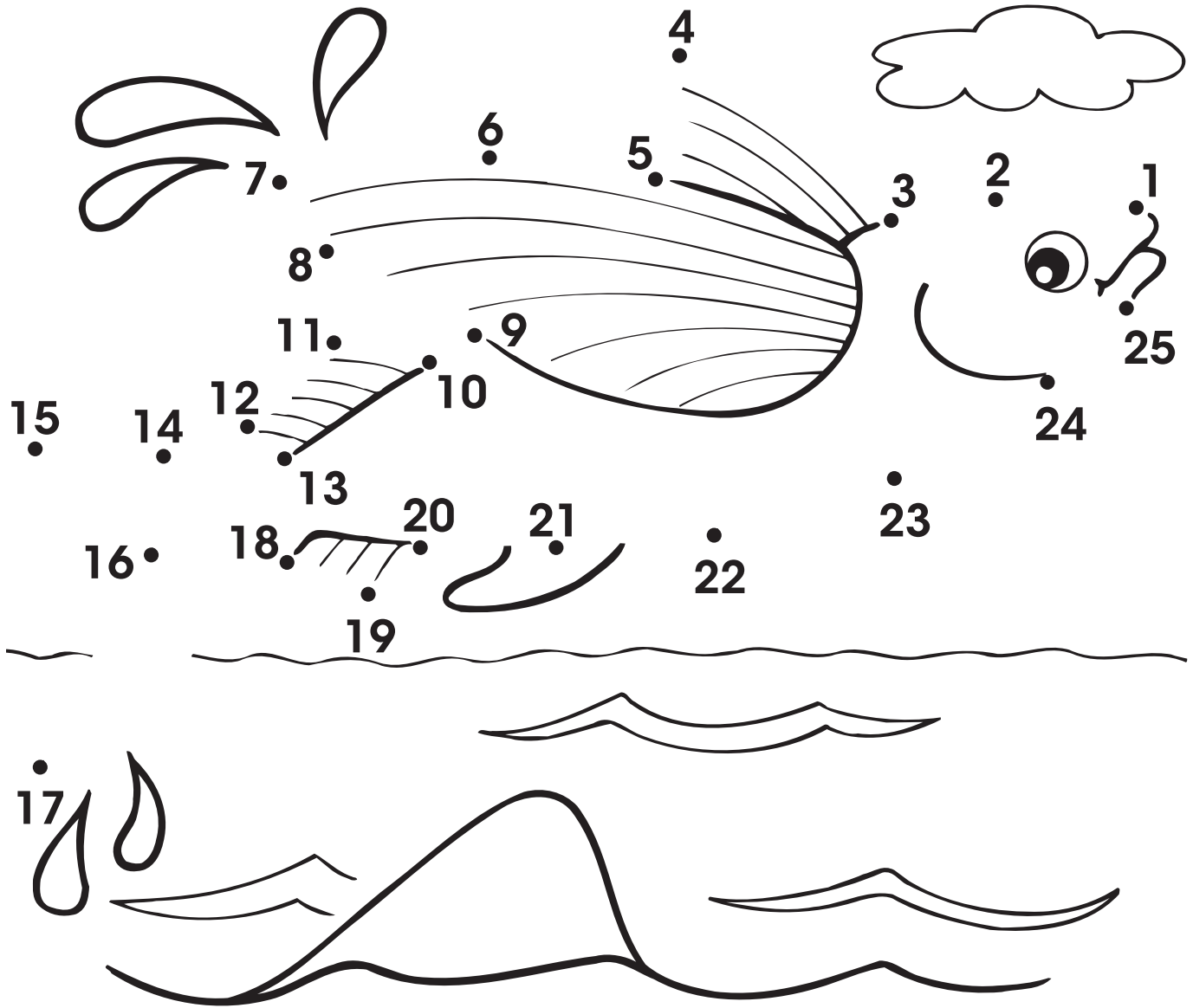
Picture Problems: Addition

Directions: Solve the number problem under each picture.

 <p>6 + 2 = ____</p>	 <p>3 + 1 = ____</p>
 <p>5 + 3 = ____</p>	 <p>1 + 7 = ____</p>
 <p>4 + 5 = ____</p>	 <p>0 + 7 = ____</p>

Flying Fish


Directions: Connect the dots from 1 to 25. Then, color the picture.




Fly Away

Directions: Find the path back to the town.




Picture Problems: Addition**Directions:** Solve the number problem under each picture.

$1 + 3 = \underline{\quad}$




$2 + 4 = \underline{\quad}$



$3 + 5 = \underline{\quad}$



$6 + 2 = \underline{\quad}$




$8 + 1 = \underline{\quad}$



$0 + 7 = \underline{\quad}$


Sun and Swim

Directions: Help the crocodile swim to the grassy bank.



Picture Problems: Subtraction


Directions: Solve the number problem under each picture.



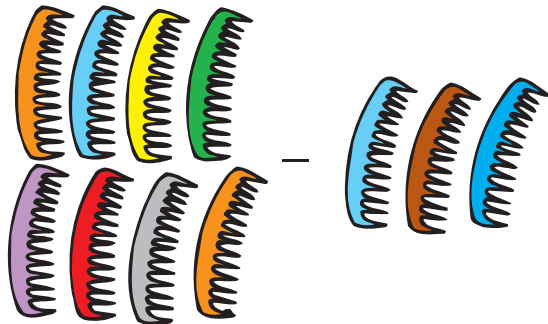
$$5 - 2 = \underline{\quad}$$




$$6 - 1 = \underline{\quad}$$




$$7 - 4 = \underline{\quad}$$



$$8 - 3 = \underline{\quad}$$




$$9 - 2 = \underline{\quad}$$



$$4 - 4 = \underline{\quad}$$


A Big Walrus

Directions: Connect the dots from 15 to 43. Then, color to finish the picture.




Picture Problems: Subtraction


Directions: Solve the number problem under each picture.




$$6 - 2 = \underline{\quad}$$




$$9 - 5 = \underline{\quad}$$




$$7 - 2 = \underline{\quad}$$



$$4 - 1 = \underline{\quad}$$




$$8 - 1 = \underline{\quad}$$



$$4 - 0 = \underline{\quad}$$


Coral Reefs

Directions: Connect the dots from 1 to 26. Then, color to finish the picture.

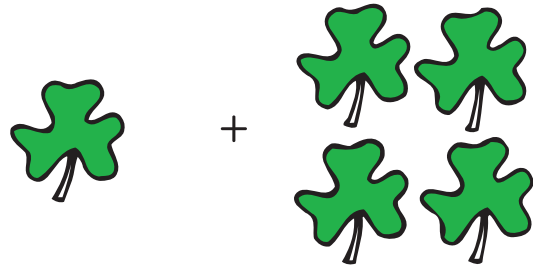


Picture Problems: Addition and Subtraction


Directions: Solve the number problem under each picture.



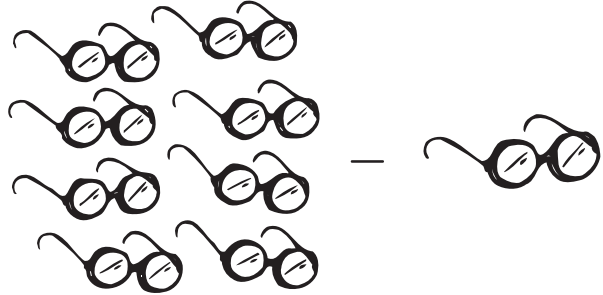
$$7 - 4 = \underline{\quad}$$



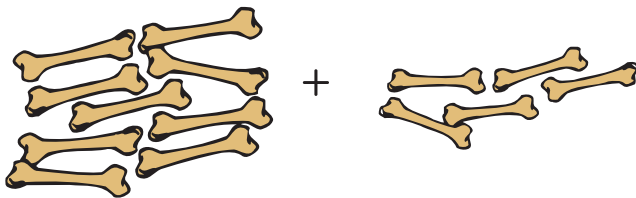
$$1 + 4 = \underline{\quad}$$



$$3 + 5 = \underline{\quad}$$



$$8 - 1 = \underline{\quad}$$



$$9 + 5 = \underline{\quad}$$



$$6 - 3 = \underline{\quad}$$













Clean-up Time

Directions: Help the boy get to the shopping cart. Then, color the picture.




Picture Problems: Addition and Subtraction

Directions: Solve the number problem under each picture. Write + or - to show if you should add or subtract.

 <p>How many s in all?</p> <p>4 + 5 = _____</p>	 <p>How many s in all?</p> <p>7 5 = _____</p>
 <p>How many s are left?</p> <p>12 3 = _____</p>	 <p>How many s are left?</p> <p>15 8 = _____</p>
 <p>How many s in all?</p> <p>5 8 = _____</p>	 <p>How many s are left?</p> <p>11 4 = _____</p>

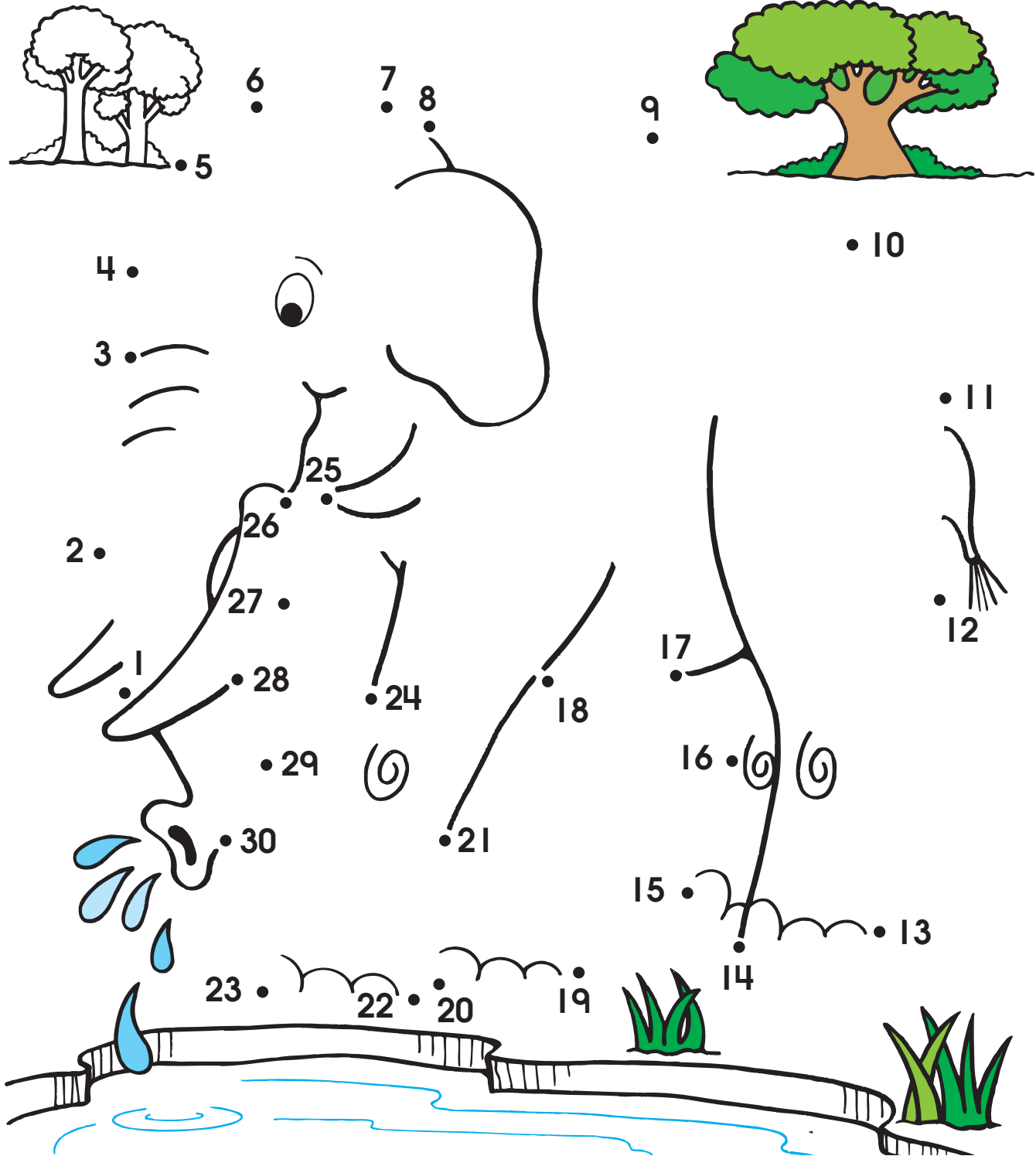
Let's Fish

Directions: Help the fisherman find the fish. Then, color the picture.















Erin Elephant

Directions: Connect the dots from 1 to 30. Then, color to finish the picture.



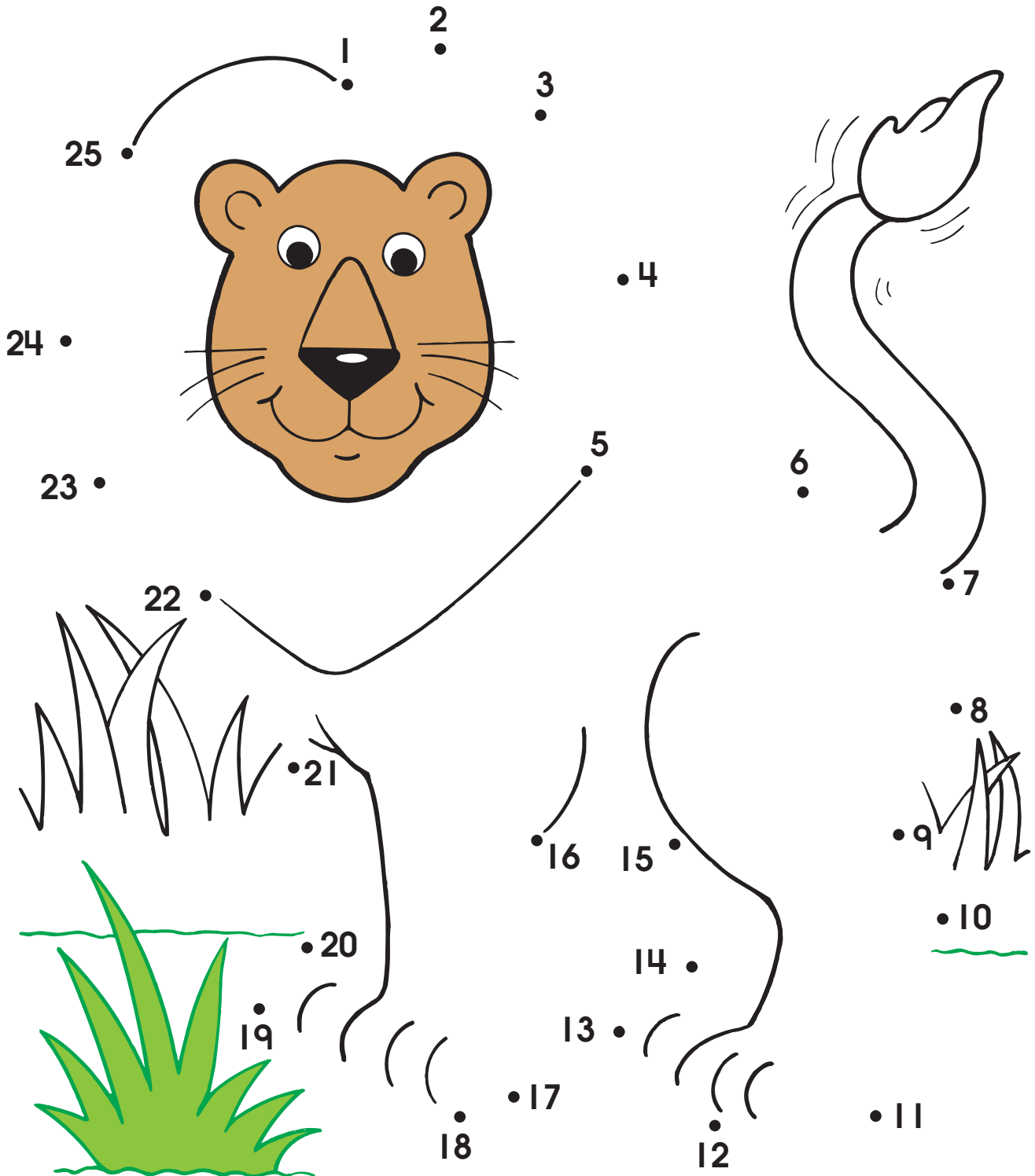
Picture Problems: Addition and Subtraction

Directions: Solve the number problem under each picture. Write + or - to show if you should add or subtract.

 <p>How many s in all?</p> <p>$7 + 5 = \underline{12}$</p>	 <p>How many s are left?</p> <p>$8 - 3 = \underline{\quad}$</p>
 <p>How many s are left?</p> <p>$9 - 4 = \underline{\quad}$</p>	 <p>How many s in all?</p> <p>$14 + 1 = \underline{\quad}$</p>
 <p>How many s are left?</p> <p>$15 - 6 = \underline{\quad}$</p>	 <p>How many s in all?</p> <p>$9 + 5 = \underline{\quad}$</p>


Larry Lion

Directions: Connect the dots from 1 to 25. Then, color to finish the picture.




Humpty Dumpty

Directions: Help Humpty Dumpty find the bandage. Then, color the picture.



Addition and Subtraction


Directions: Solve the number problem under each picture.
Write + or - to show if you should add or subtract.




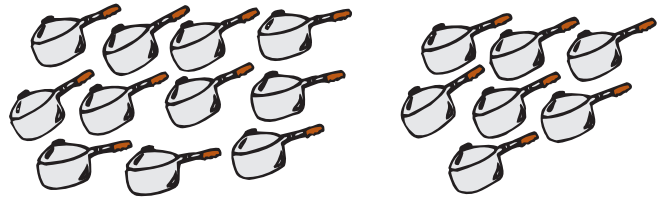
How many s are left?
12 **4** = _____



How many s in all?
6 **8** = _____



How many s are left?
4 **4** = _____



How many s are left?
11 **7** = _____




How many s in all?
9 **3** = _____



How many s in all?
10 **0** = _____

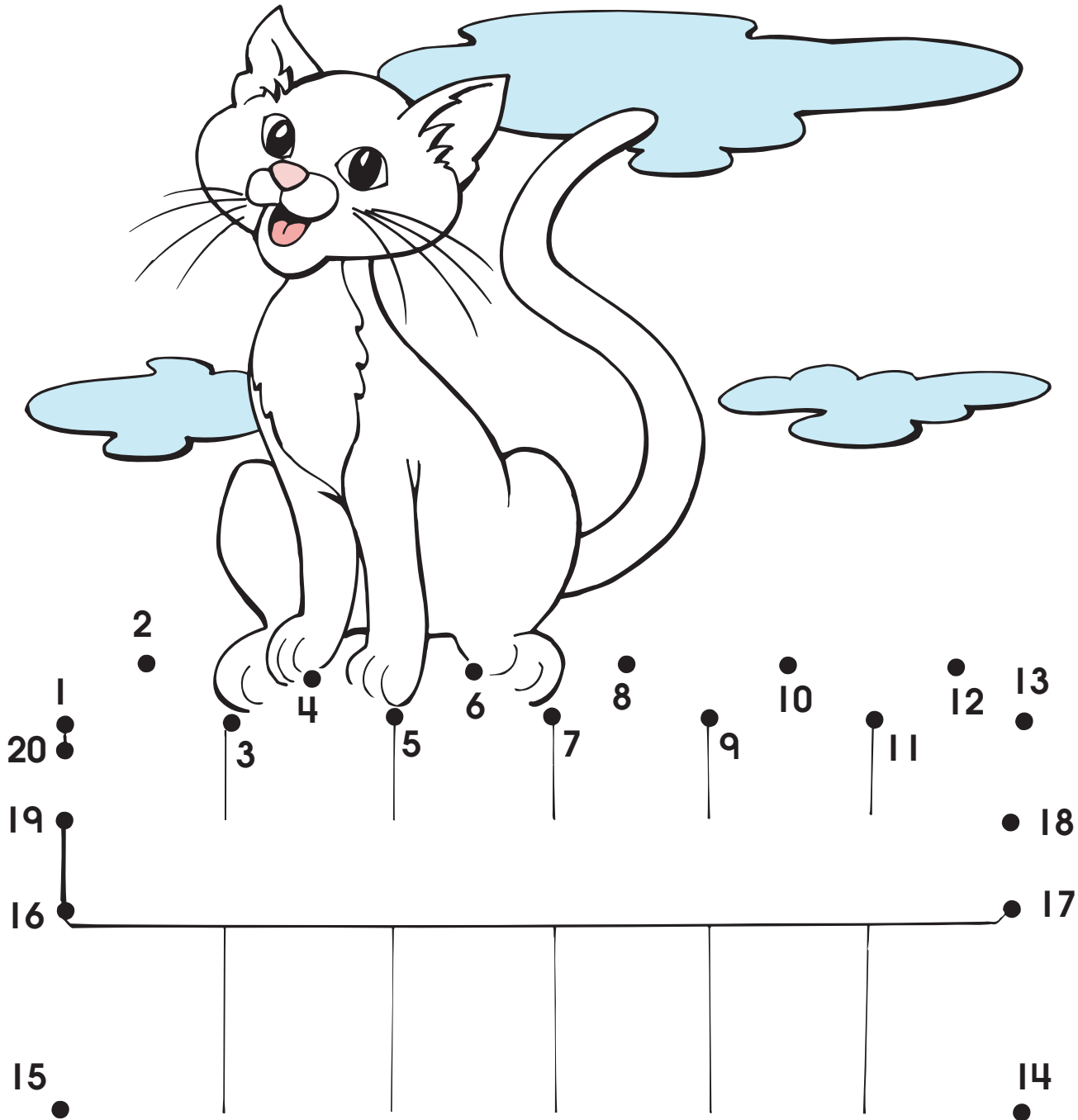
Apple Search

Directions: Help the elephant find more apples for her pie.







Cat's Perch

Directions: Connect the dots from 1 to 20. Then, color to finish the picture.



Addition 1-5

Directions: Count the tools in each tool box. Write your answers in the blanks. Circle the problem that matches your answer.

 $\begin{array}{r} 4 \\ \hline 2 \\ +2 \\ \hline \end{array}$	 $\begin{array}{r} \\ \hline 5 \\ +0 \\ \hline \end{array}$ $\begin{array}{r} \\ \hline 4 \\ +2 \\ \hline \end{array}$
 $\begin{array}{r} \\ \hline 6 \\ +2 \\ \hline \end{array}$ $\begin{array}{r} 4 \\ \hline 4 \\ +3 \\ \hline \end{array}$	 $\begin{array}{r} \\ \hline 3 \\ +1 \\ \hline \end{array}$ $\begin{array}{r} \\ \hline 2 \\ +3 \\ \hline \end{array}$


Ready for Action

Directions: Connect the dots from 1 to 26. Then, color to finish the picture.



Where's the Worm?

Directions: Help the early bird catch the worm.







Addition 1-5

Directions: Look at the red numbers, and draw that many more flowers in the pot. Count them to get your total.

Example:

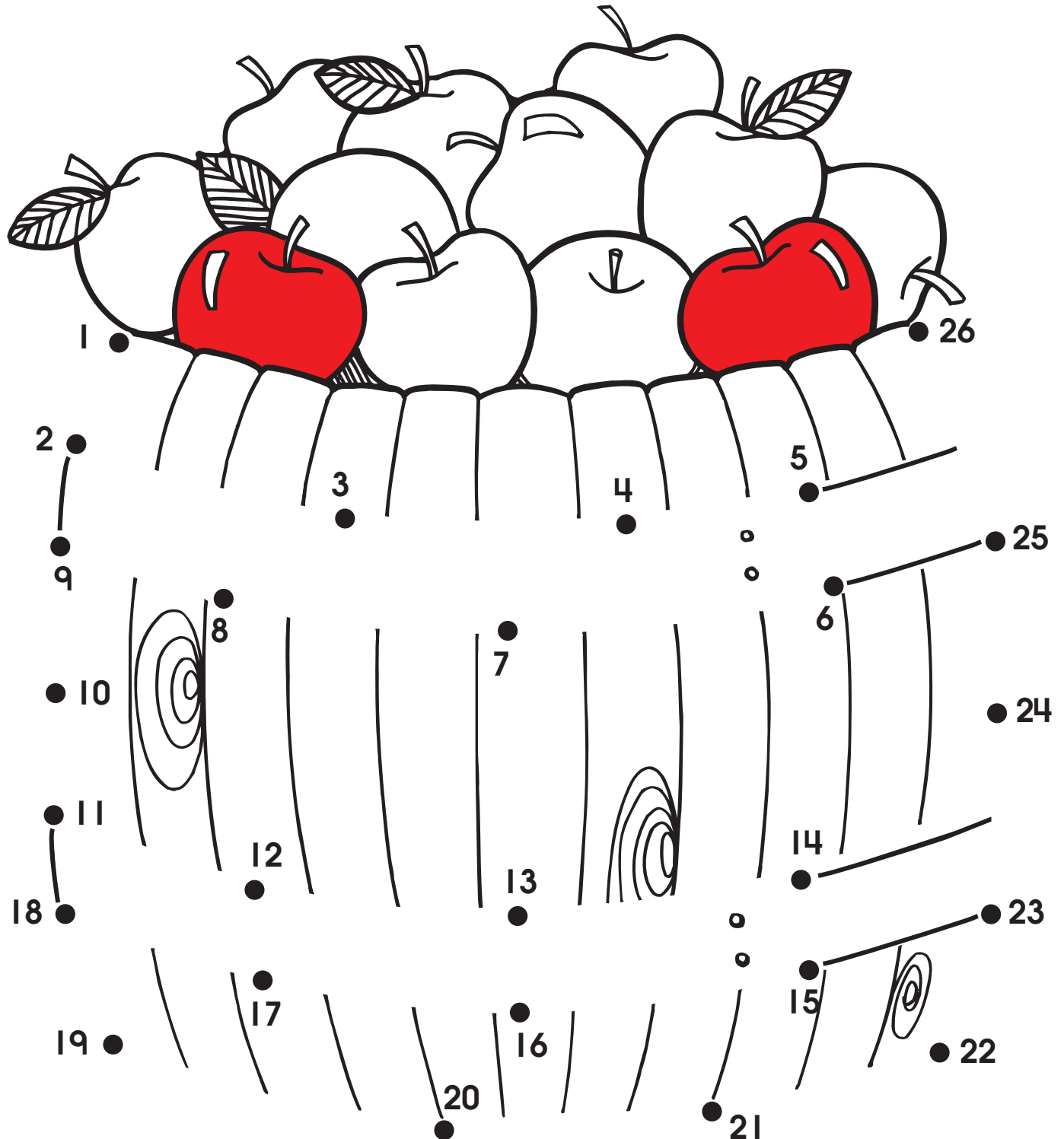
$$3 + 2 = \underline{5}$$



 $1 + 4 = \underline{\quad}$	$\begin{array}{r} \\ + \\ \hline \end{array}$ 
$\begin{array}{r} 2 \\ + 2 \\ \hline \end{array}$ 	 $3 + 1 = \underline{\quad}$


Full of Apples

Directions: Connect the dots from 1 to 26. Then, color to finish the picture.



A Lost Viking

Directions: Help the Viking find his ship.





Addition 1-5



Directions: Add the numbers. Put your answers in the nests.

Example:



$$2 + 3 =$$





$$1 + 2 =$$



$$1 + 3 =$$



$$4 + 1 =$$

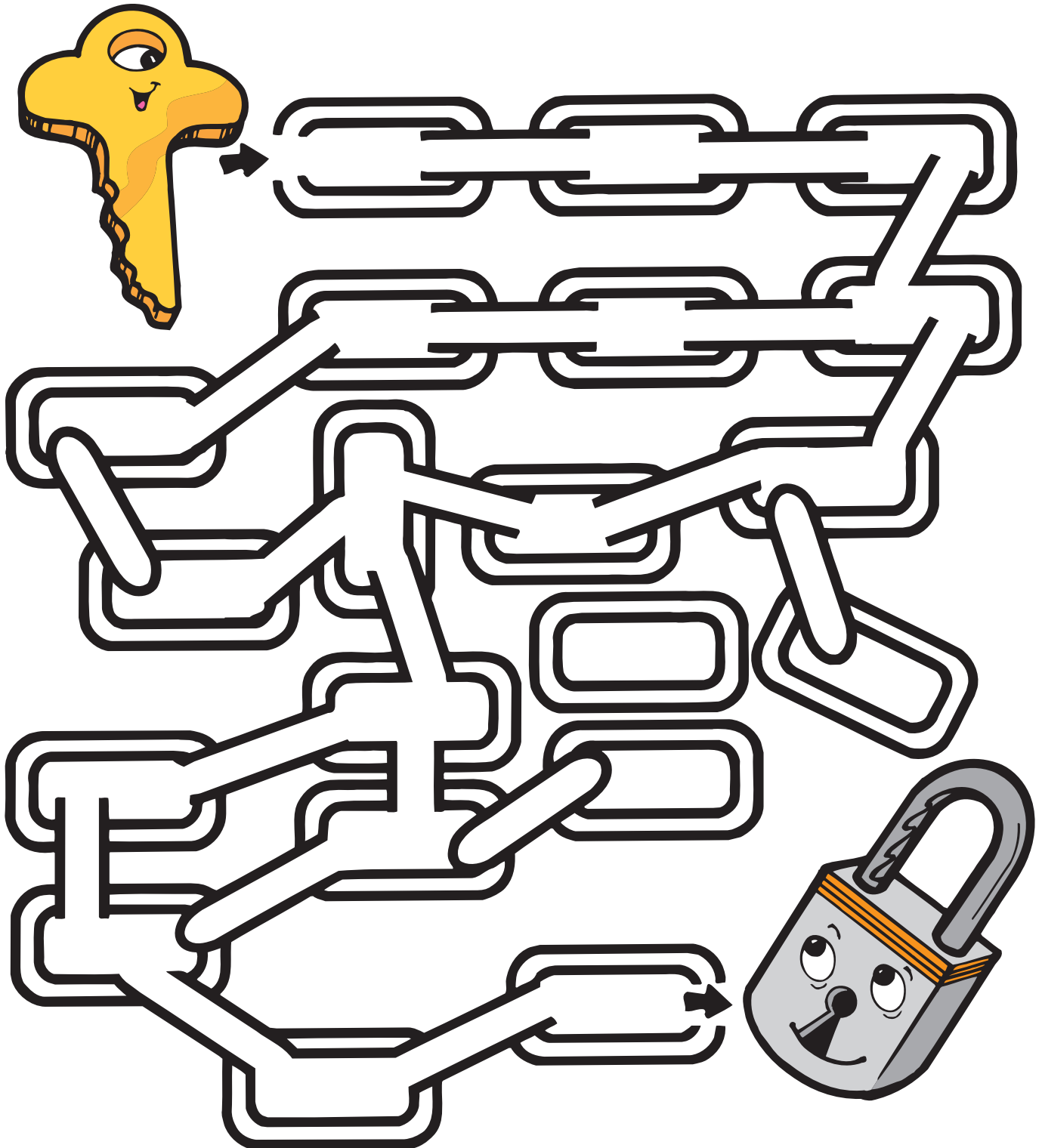


$$1 + 1 =$$





Lock and Key



















Directions: Help the key find the lock.



Addition 6-10


Directions: Add the numbers. Put your answers in the doghouses.

Example: $4 + 2 = 6$       

   $2 + 6 =$	   $7 + 3 =$
   $6 + 1 =$	   $4 + 5 =$
   $6 + 2 =$	   $7 + 2 =$

Leon Leopard

Directions: Connect the dots from **1** to **30**. Then, color to finish the picture.







Subtraction 1-5

Directions: Subtract the red numbers by crossing out that many flowers in the pot. Count the ones not crossed out to get the answer.

Example:


$$2 - 1 = \underline{\quad}$$



$5 - 2 = \underline{\quad}$ 	$\begin{array}{r} 4 \\ - 2 \\ \hline \end{array}$ 
$\begin{array}{r} 3 \\ - 1 \\ \hline \end{array}$ 	$4 - 3 = \underline{\quad}$ 





Carmen Camel

Directions: Connect the dots from 1 to 40. Then, color to finish the picture.




Subtraction 1-5

Directions: Count the fruit in each bowl. Write your answers on the blanks. Circle the problem that matches your answer.

 $\begin{array}{r} 4 \\ \hline 5 \\ -1 \\ \hline \end{array}$ $\begin{array}{r} 4 \\ \hline 4 \\ -2 \\ \hline \end{array}$	 $\begin{array}{r} 3 \\ \hline 3 \\ -0 \\ \hline \end{array}$ $\begin{array}{r} 4 \\ \hline 4 \\ -2 \\ \hline \end{array}$
 $\begin{array}{r} 5 \\ \hline 5 \\ -1 \\ \hline \end{array}$ $\begin{array}{r} 4 \\ \hline 4 \\ -3 \\ \hline \end{array}$	 $\begin{array}{r} 3 \\ \hline 3 \\ -2 \\ \hline \end{array}$ $\begin{array}{r} 5 \\ \hline 5 \\ -0 \\ \hline \end{array}$





Sail Away

Directions: Help the sailor find the anchor.



Subtraction 6-10

Directions: Count the flowers. Write your answer on the blank. Circle the problem that matches your answer.

 $\begin{array}{r} \underline{\quad} \\ 10 \\ - 1 \\ \hline \end{array}$ $\begin{array}{r} \underline{\quad} \\ 9 \\ - 1 \\ \hline \end{array}$	 $\begin{array}{r} \underline{\quad} \\ 7 \\ - 2 \\ \hline \end{array}$ $\begin{array}{r} \underline{\quad} \\ 9 \\ - 3 \\ \hline \end{array}$
 $\begin{array}{r} \underline{\quad} \\ 9 \\ - 6 \\ \hline \end{array}$ $\begin{array}{r} \underline{\quad} \\ 8 \\ - 0 \\ \hline \end{array}$	 $\begin{array}{r} \underline{\quad} \\ 10 \\ - 2 \\ \hline \end{array}$ $\begin{array}{r} \underline{\quad} \\ 8 \\ - 1 \\ \hline \end{array}$

"Dino"-mite Math!

Add or subtract. Match the related facts.

$5 + 9 = \underline{14}$

$6 + 9 = \underline{\quad}$

$8 + 7 = \underline{\quad}$

$14 - 9 = \underline{5}$

$15 - 9 = \underline{\quad}$

$15 - 7 = \underline{\quad}$

$17 - 8 = \underline{\quad}$

$14 - 7 = \underline{\quad}$

$7 + 7 = \underline{\quad}$

$9 + 8 = \underline{\quad}$

Add or subtract to solve the problems below. Color the spaces brown with answers greater than 12. Color the other spaces green.

Math problems scattered in the dinosaur illustration:

- Top left: $17 - 9 =$
- Top middle: $14 - 8 =$
- Top right: $14 - 5 =$
- Left side (vertical): $15 - 8 =$
- Inside dinosaur head: $9 + 8 =$
- Below dinosaur head: $3 + 8 =$
- Below dinosaur head: $13 - 8 =$
- Below dinosaur head: $18 - 9 =$
- Below dinosaur head: $13 - 6 =$
- Below dinosaur head: $6 + 8 =$
- Below dinosaur head: $16 - 9 =$
- Below dinosaur head: $8 + 8 =$
- Below dinosaur head: $13 - 4 =$
- Below dinosaur head: $6 + 5 =$
- Below dinosaur head: $6 + 9 =$
- Below dinosaur head: $7 + 6 =$
- Below dinosaur head: $9 + 4 =$
- Bottom left: $16 - 8 =$
- Bottom middle: $14 - 6 =$
- Bottom right: $15 - 9 =$
- Bottom right: $17 - 8 =$

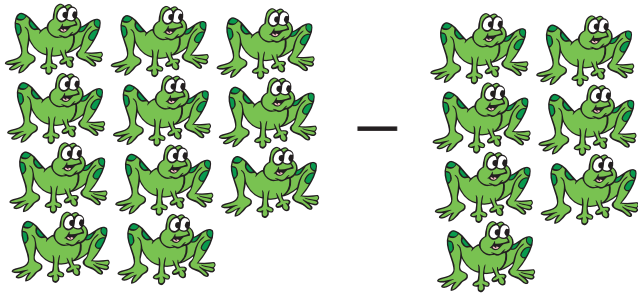
Fabulous Flowers

Directions: Help the girl reach the flowers.



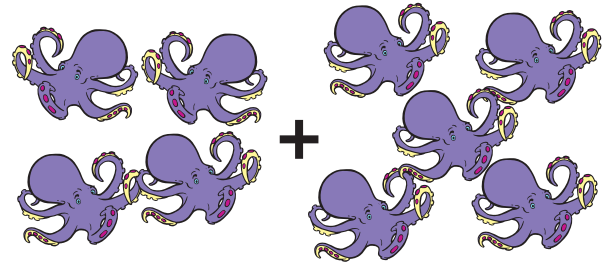
What Was the Question?

Draw a line under the question that matches the picture. Then, solve the problems.



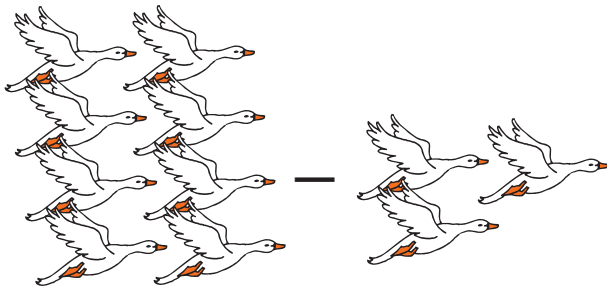
1. How many 's are there in all?
How many 's are left?

$$11 - 7 = \underline{4}$$



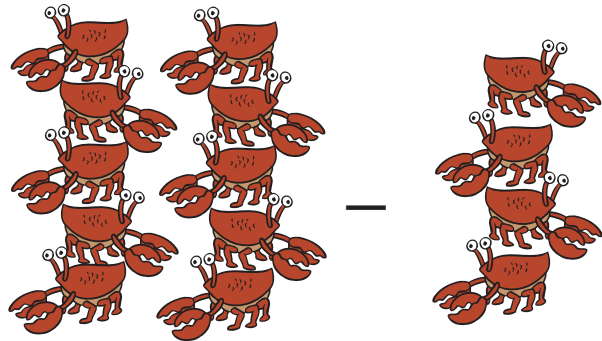
2. How many 's are there in all?
How many 's are left?

$$4 + 5 = \underline{\quad}$$




3. How many 's are there in all?
How many 's are left?

$$8 - 3 = \underline{\quad}$$




4. How many 's are there in all?
How many 's are left?

$$10 - 4 = \underline{\quad}$$



5. How many 's are there in all?
How many 's are left?

$$5 + 6 = \underline{\quad}$$




6. How many 's are there in all?
How many 's are left?

$$8 + 4 = \underline{\quad}$$


Rico Rhinoceros

Directions: Connect the dots from 1 to 25. Then, color to finish the picture.




Sunny Day Delight

Draw a line under the question that matches the picture. Then, **solve** the problems.




1. How many  's are there in all?
How many  's are left?

$6 + 6 = \underline{12}$



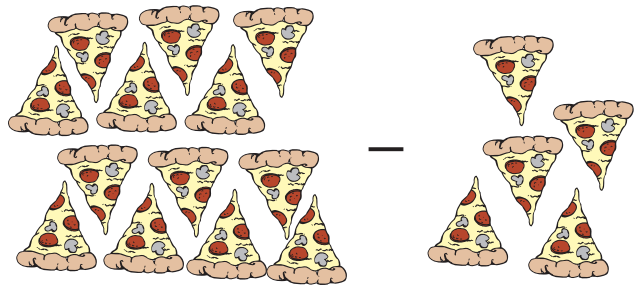
2. How many  's are there in all?
How many  's are left?

$13 - 4 = \underline{\quad}$




3. How many  's are there in all?
How many  's are left?

$9 + 5 = \underline{\quad}$



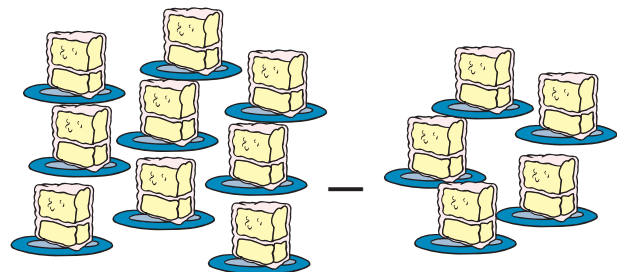
4. How many  's are there in all?
How many  's are left?

$13 - 5 = \underline{\quad}$



5. How many  's are there in all?
How many  's are left?

$7 + 7 = \underline{\quad}$




6. How many  's are there in all?
How many  's are left?

$9 - 5 = \underline{\quad}$

Bowling Fun

Directions: Help the bowling ball find the pins.



Add or Subtract?

The keywords **in all** tell you to add. The key word **left** tells you to subtract. **Circle** the key words and **write +** or **-** in the circles. Then, **solve** the problems.

1. The pet store has 3 large dogs and 5 small dogs. How many dogs are there in all?

$$3 \text{ } \bigcirc \text{ } + \text{ } \bigcirc \text{ } 5 = \underline{\quad}$$



2. The pet store had 9 parrots and then sold 4 of them. How many parrots does the pet store have left?

$$9 \text{ } \bigcirc \text{ } 4 = \underline{\quad}$$

4. The pet store gave Linda's class 2 adult gerbils and 9 young ones. How many gerbils did Linda's class get in all?

$$2 \text{ } \bigcirc \text{ } 9 = \underline{\quad}$$

3. At the pet store, 3 of the 8 kittens were sold. How many kittens are left in the pet store?

$$8 \text{ } \bigcirc \text{ } 3 = \underline{\quad}$$

5. The monkey at the pet store has 5 rubber toys and 4 wooden toys. How many toys does the monkey have in all?

$$5 \text{ } \bigcirc \text{ } 4 = \underline{\quad}$$

Time to Sleep

Directions: Connect the dots from 1 to 20. Then, color to finish the picture.







Table Time

Use the place value board to build each number. **Write** the numbers in the tables.

34

tens	ones




19

tens	ones

27

tens	ones



42

tens	ones

50

tens	ones




65

tens	ones

4

tens	ones




23

tens	ones



Super Sleuths



Directions: Help the detectives find the magnifying glass. Then, color the picture.





Crayon Count

Count the groups of ten crayons and **write** the number by the word **tens**.
Count the other crayons and **write** the number by the word **ones**.

Example:  +  = ten + one

 +  = tens + ones

 +  = tens + ones

 +  = tens + ones



6 tens + 3 ones = _____

5 tens + 1 one = _____

3 tens + 8 ones = _____

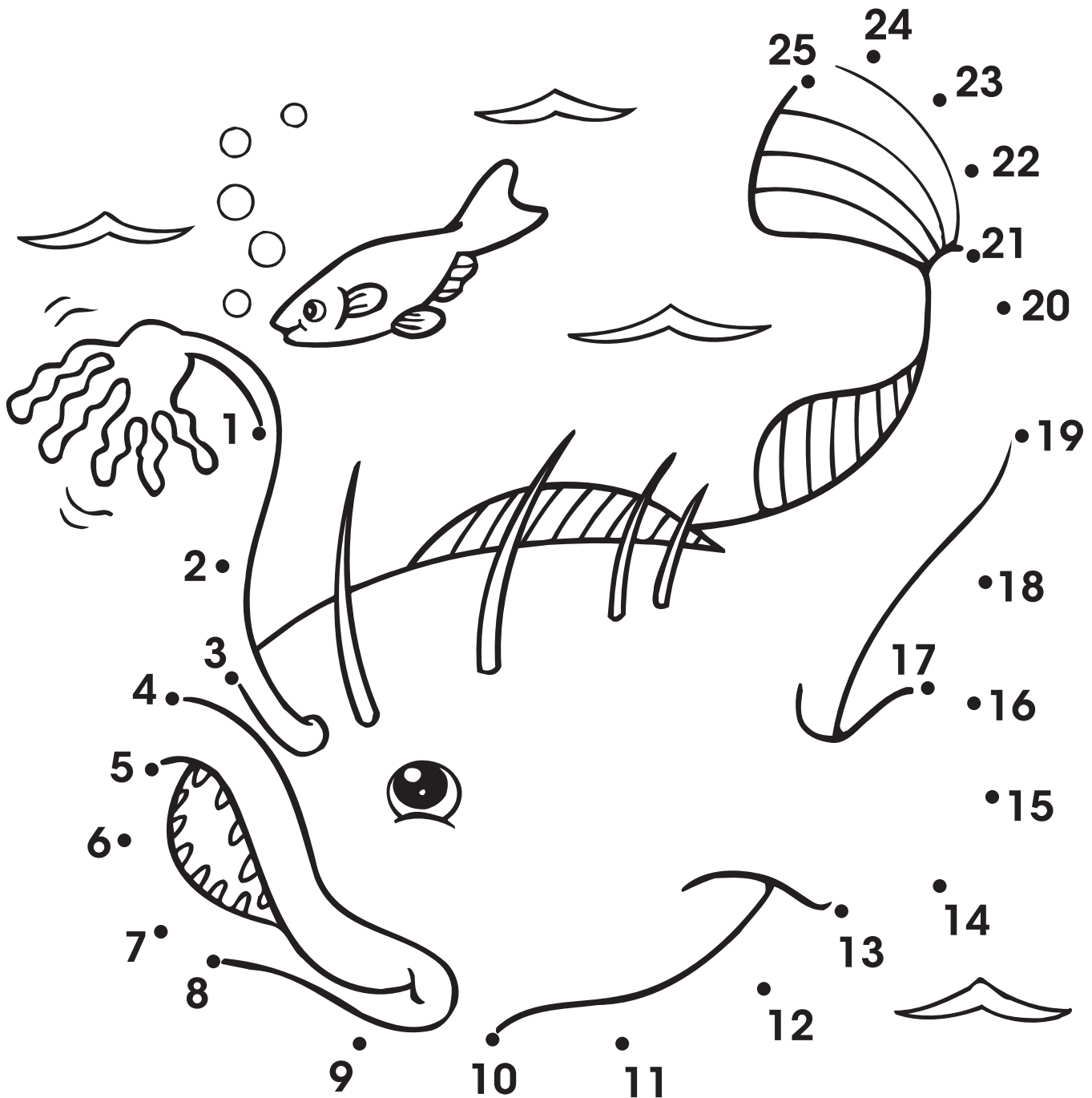
9 tens + 7 ones = _____

4 tens + 5 ones = _____

2 tens + 8 ones = _____

Anglerfish

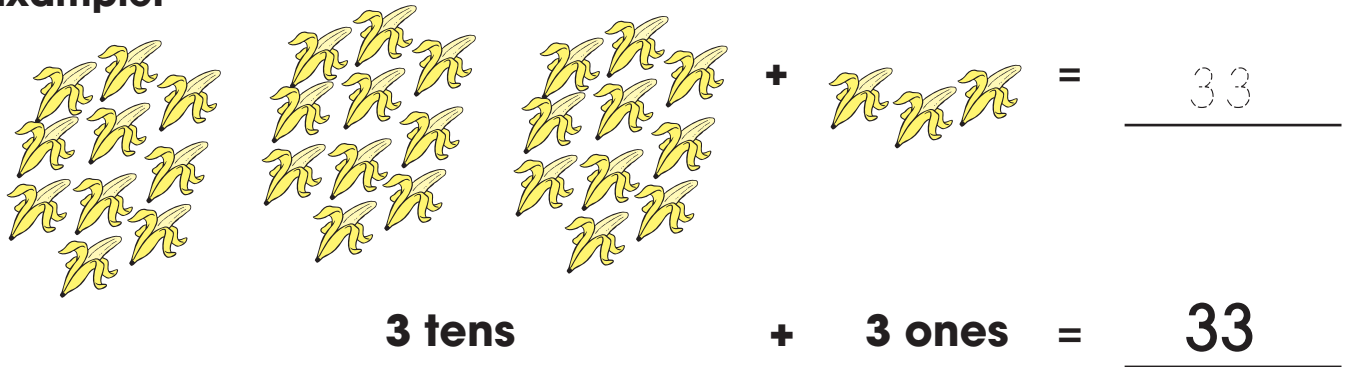
Directions: Connect the dots from 1 to 25. Then, color to finish the picture.



Bunches of Bananas

Add the ones and tens. Write the answer on the blank.

Example:



$3 \text{ tens} + 3 \text{ ones} = 33$

$7 \text{ tens} + 5 \text{ ones} = \underline{\hspace{2cm}}$

$4 \text{ tens} + 0 \text{ ones} = \underline{\hspace{2cm}}$

$2 \text{ tens} + 3 \text{ ones} = \underline{\hspace{2cm}}$

$8 \text{ tens} + 1 \text{ one} = \underline{\hspace{2cm}}$

$5 \text{ tens} + 2 \text{ ones} = \underline{\hspace{2cm}}$

$1 \text{ ten} + 1 \text{ one} = \underline{\hspace{2cm}}$

$5 \text{ tens} + 4 \text{ ones} = \underline{\hspace{2cm}}$

$6 \text{ tens} + 3 \text{ ones} = \underline{\hspace{2cm}}$

$9 \text{ tens} + 5 \text{ ones} = \underline{\hspace{2cm}}$

$3 \text{ tens} + 7 \text{ ones} = \underline{\hspace{2cm}}$

Draw a line to the correct number.

6 tens + 7 ones

73

4 tens + 2 ones

67

8 tens + 0 ones


51

7 tens + 3 ones

80

5 tens + 1 one

42



Sweet Dreams

Directions: Find the path to the sleeping boy.



Place Value

Write the value of each number below.

35 _____ tens _____ ones


19 _____ tens _____ ones

8 _____ tens _____ ones

26 _____ tens _____ ones

49 _____ tens _____ ones

10 _____ tens _____ ones



Write the numbers below.

4 tens 6 ones _____

3 tens 2 ones _____

2 tens 9 ones _____

4 tens 0 ones _____

1 ten 4 ones _____

0 tens 6 ones _____

2 tens 1 one _____

4 tens 7 ones _____

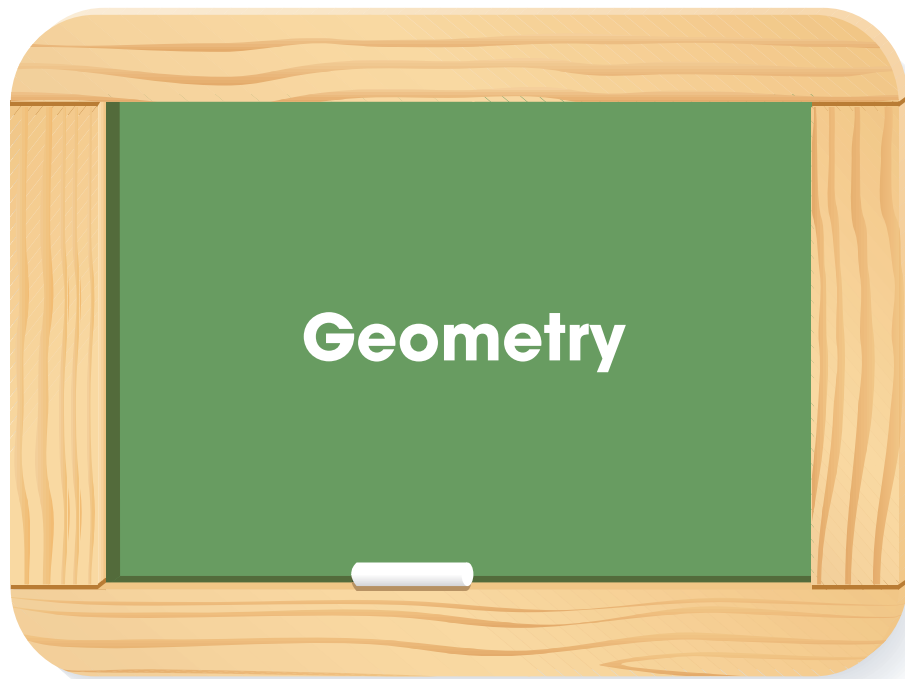
3 tens 3 ones _____

1 ten 1 one _____

Feeding Time

Directions: Connect the dots from 1 to 20. Then, color to finish the picture.





Circle

A **circle** is a figure that is round. This is a circle: ○. Find the circles and **draw** a square around them. Then, **color** the circles.




Trace the word. Then, **write** the word.


circle


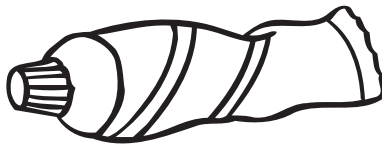




Kerin Koala

Directions: Connect the dots from 1 to 25. Then, color to finish the picture.



Square

A **square** is a figure with four corners and four sides of the same length. This is a square: . Find the squares and **draw** a circle around them. Then, **color** the squares.




Trace the word. Then, **write** the word.


square

A Hearty Crop

Directions: Help the farmer find the tractor. Then, color the picture.



Rectangle

A **rectangle** is a figure with four corners and four sides. The sides opposite each other are the same length. This is a rectangle: . Find the rectangles and **draw** a circle around them. Then, **color** the rectangles.

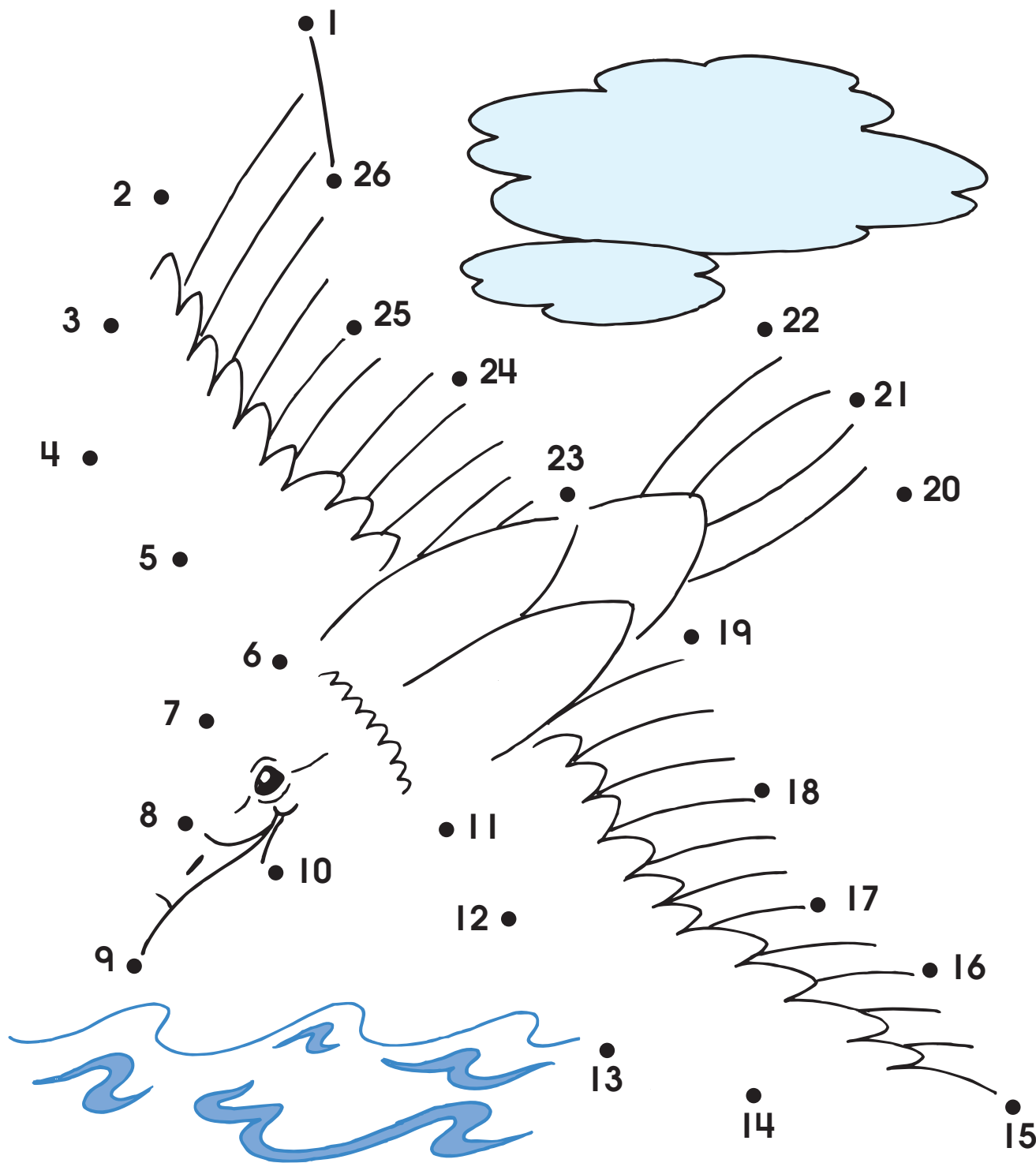


Trace the word. Then, **write** the word.

rectangle

A Feathered Friend

Directions: Connect the dots from 1 to 26. Then, color to finish the picture.



Triangle

A **triangle** is a figure with three corners and three sides. This is a triangle: \triangle . Find the triangles and **draw** a circle around them. Then, **color** the triangles.

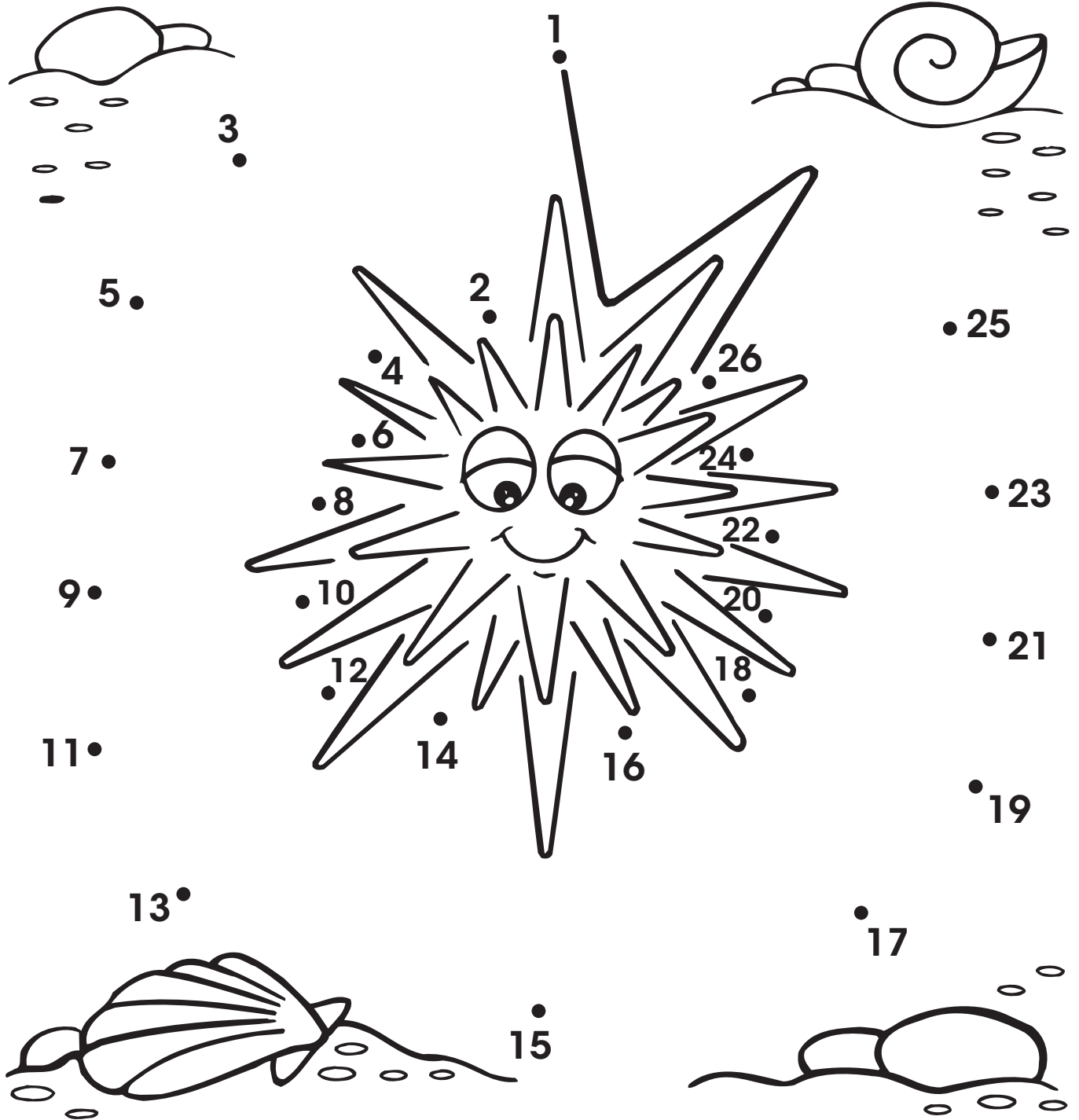


Trace the word. Then, **write** the word.

triangle


Sea Urchin

Directions: Connect the dots from 1 to 26. Then, color to finish the picture.



Addition 6-10


Look at the shapes and answer the questions.

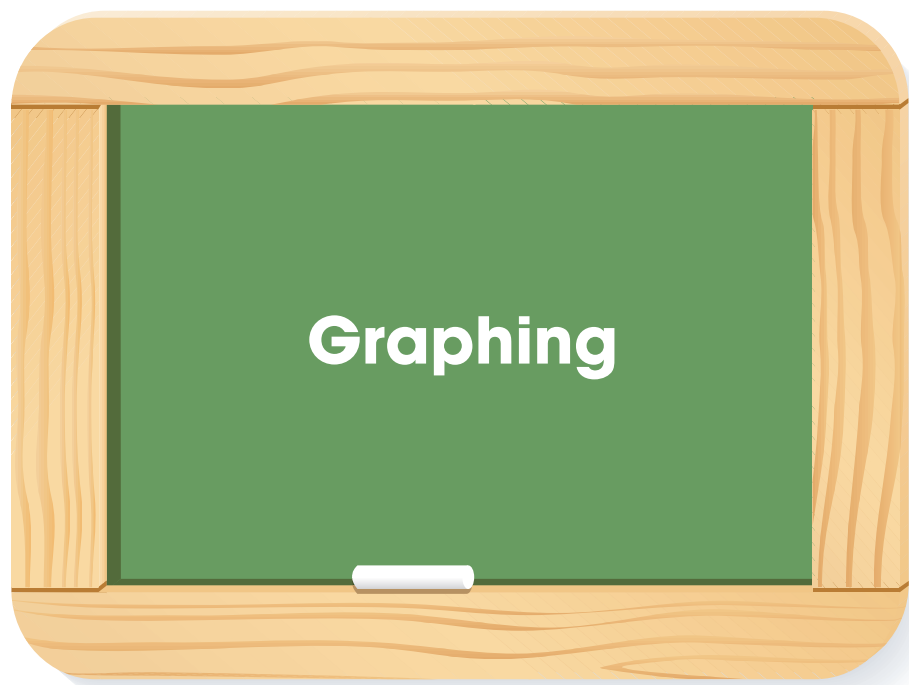


How many 's can you find? _____




How many 's can you find? _____






Turtle Spots


Count the shapes on each turtle. **Color** the boxes to show how many shapes are on each turtle.




1	2	3	4	5	6	7	8




1	2	3	4	5	6	7	8



1	2	3	4	5	6	7	8



1	2	3	4	5	6	7	8




1	2	3	4	5	6	7	8

Take a Bite!

Count the apples in each row. **Color** the boxes to show how many apples have bites taken out of them.


Example:




1	2	3	4	5	6	7	8




--	--	--	--	--	--	--	--



--	--	--	--	--	--	--	--



--	--	--	--	--	--	--	--



--	--	--	--	--	--	--	--


Egg Hunt

Directions: Take the bunny to the decorated egg.



Wormy Apples

Color the boxes to show how many worms are in each apple. **Answer** the questions at the bottom of the page.



	1	2	3	4	5	6
Apple 1						
Apple 2						
Apple 3						

How many worms are in apple 1? _____

How many worms are in apple 2? _____


How many worms are in apple 3? _____

How many more worms are in apple 2 than apple 3? _____

How many fewer worms are in apple 1 than apple 2? _____

Time to Clean Up


Directions: Take the toys to the toy box.



Catfishing




This picture graph shows how many fish Cat caught.



1. How many fish did Cat catch on the first Saturday? _____
2. How many more fish did he catch the next Saturday? _____
3. On which Saturday did Cat catch the most fish? _____
4. On which Saturday did Cat catch the fewest fish? _____
5. How many fish did Cat catch altogether? _____

Mail Delivery

Directions: Lead the pig to the mailbox.



Zany Zoo Graphing

Make a graph with animal crackers.

1. Open a box of animal crackers and look through the wrapper to **estimate** the number of crackers inside. **Write** your estimate on the zoo chart below.















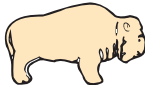

2. Next, open your bag of crackers and **sort** each different kind of animal into its own cage.

3. Then, **draw** one animal in each cage to show how many of that animal there are.

4. Now, **color** the correct number of each animal.


5. Which animal did you have the most of? _____
Which animal did you have the fewest of? _____

I think my zoo has _____ animals.

_____ 	_____ 	_____ 
_____ 	_____ 	_____ 
_____ 	_____ 	_____ 
_____ 	_____ 	_____ 
_____ 	_____ 	

Honey Bear's Bakery

Color a space in the graph to show how many of each treat are in the bakery.




Number of Bakery Treats

12					
11					
10					
9					
8					
7					
6					
5					
4					
3					
2					
1					




Camping Time

Directions: Help the Boy Scout find the tent. Then, color the picture.




Amy's Things



Count the toys on Amy's shelf. **Complete** the table. Then, **answer** the questions.



Toy	How Many?

- How many books and pigs are there altogether? _____
- How many more teddy bears are there than cars? _____
- Are there more dolls or animals? _____
- Amy has 4 more _____ than _____.
- Are there enough cars for each doll? _____



Clocks

What is the best way to tell what time it is? A clock! There are all kinds of clocks. **Circle** the ones you have seen.




Time _____

Name _____

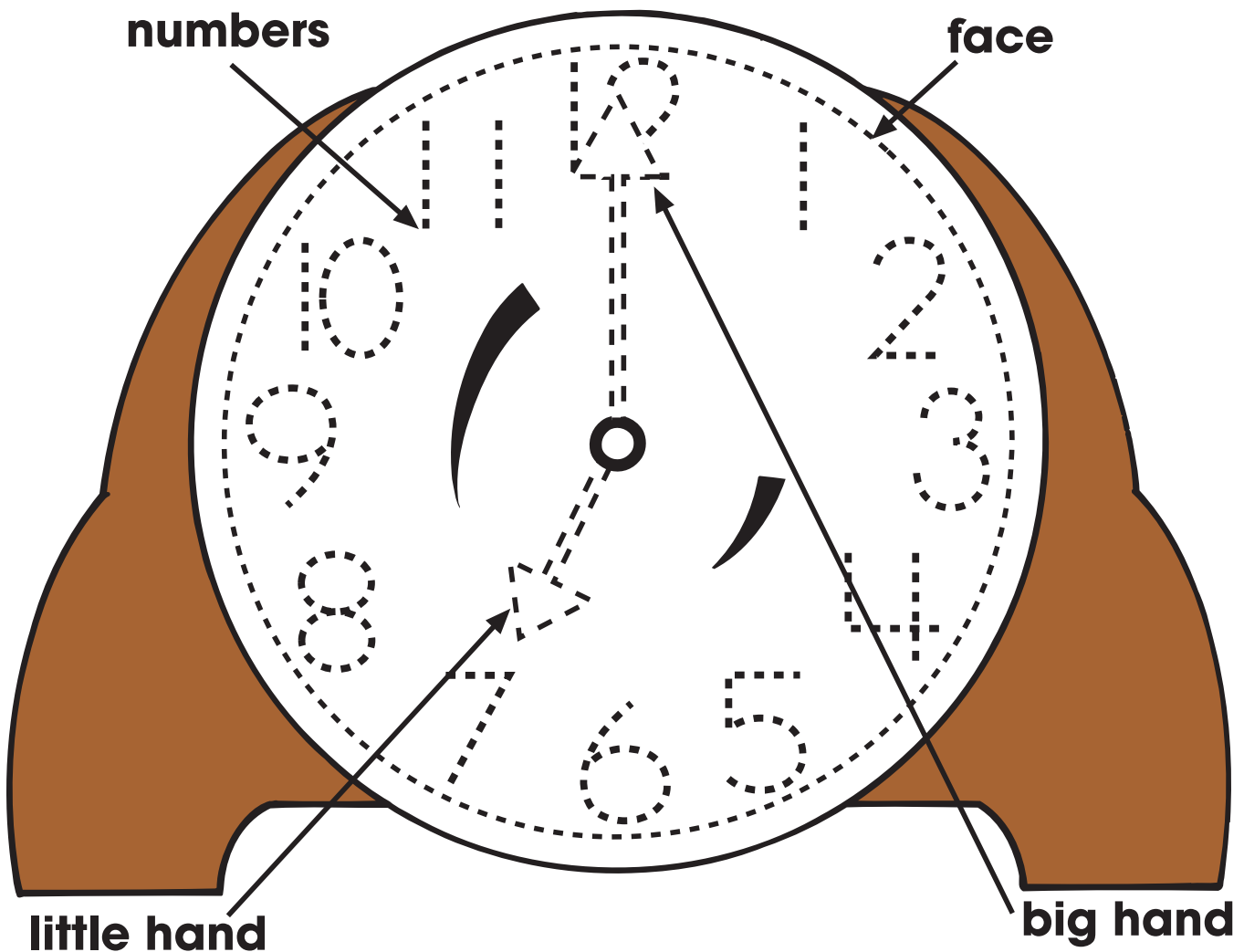
An Unsafe Ride

Directions: Help the girl find the helmet.



Parts of a Clock

A clock can tell you what time it is. A clock has different parts. **Read** and **trace** each part of the clock.




The big hand is on 12. The little hand tells the hour. It is 7 o'clock.

Time to the Hour

An hour is sixty minutes long. It takes an hour for the big hand to go around the clock. When the big hand is on 12, and the little hand points to a number, that is the hour.

The big hand is on the 12. **Color** it red. The little hand is on the 8. **Color** it blue.




The big hand is on _____.

The little hand is on _____.

It is _____ 8 o'clock.




Tillie Tiger

Directions: Connect the dots from 1 to 30. Then, color to finish the picture.



Time to the Hour

Color the little hour hand red. **Complete** the sentences below each clock. Then, **write** the times.



The big hand is on _____.



The big hand is on _____.

The little hand is on _____.

The little hand is on _____.

It is _____ o'clock.

It is _____ o'clock.



The big hand is on _____.

The big hand is on _____.

The little hand is on _____.

The little hand is on _____.

It is _____ o'clock.

It is _____ o'clock.


Wet and Dry

Directions: Help the butterflies find the sunshine. Then, color the picture.




Zoo Time


Circle the little hour hand on each clock. Write the time below.




_____ o'clock




_____ o'clock




_____ o'clock




_____ o'clock



_____ o'clock

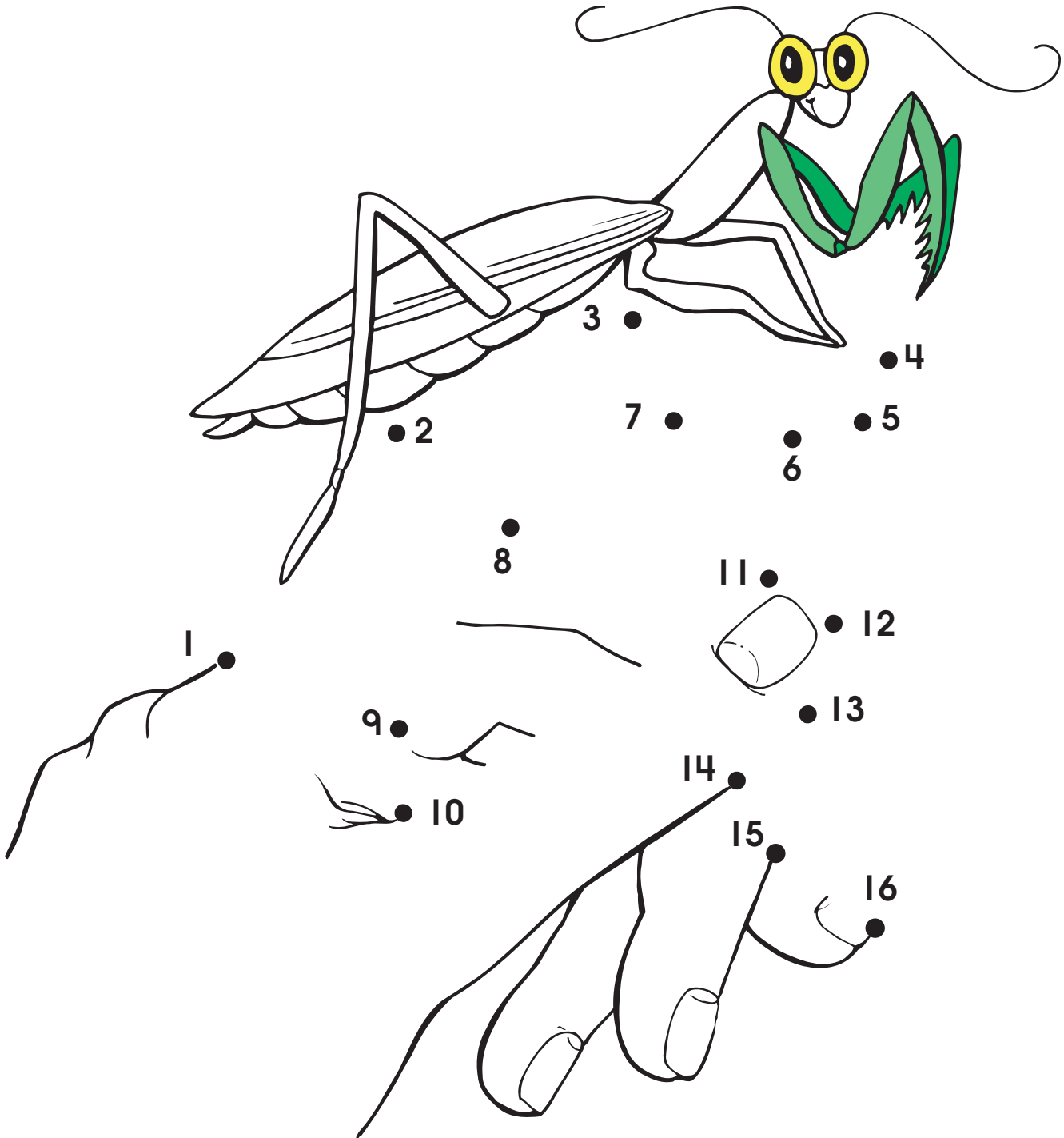


_____ o'clock




Praying Mantis

Directions: Connect the dots from 1 to 16. Then, color to finish the picture.




A Mouse in the House


Write the time below each clock.




_____ o'clock




_____ o'clock




_____ o'clock




_____ o'clock




_____ o'clock




_____ o'clock




_____ o'clock




_____ o'clock




_____ o'clock



_____ o'clock



_____ o'clock




_____ o'clock

Digital Clocks

A digital clock tells time with numbers. First, it tells the hour, then the minutes.



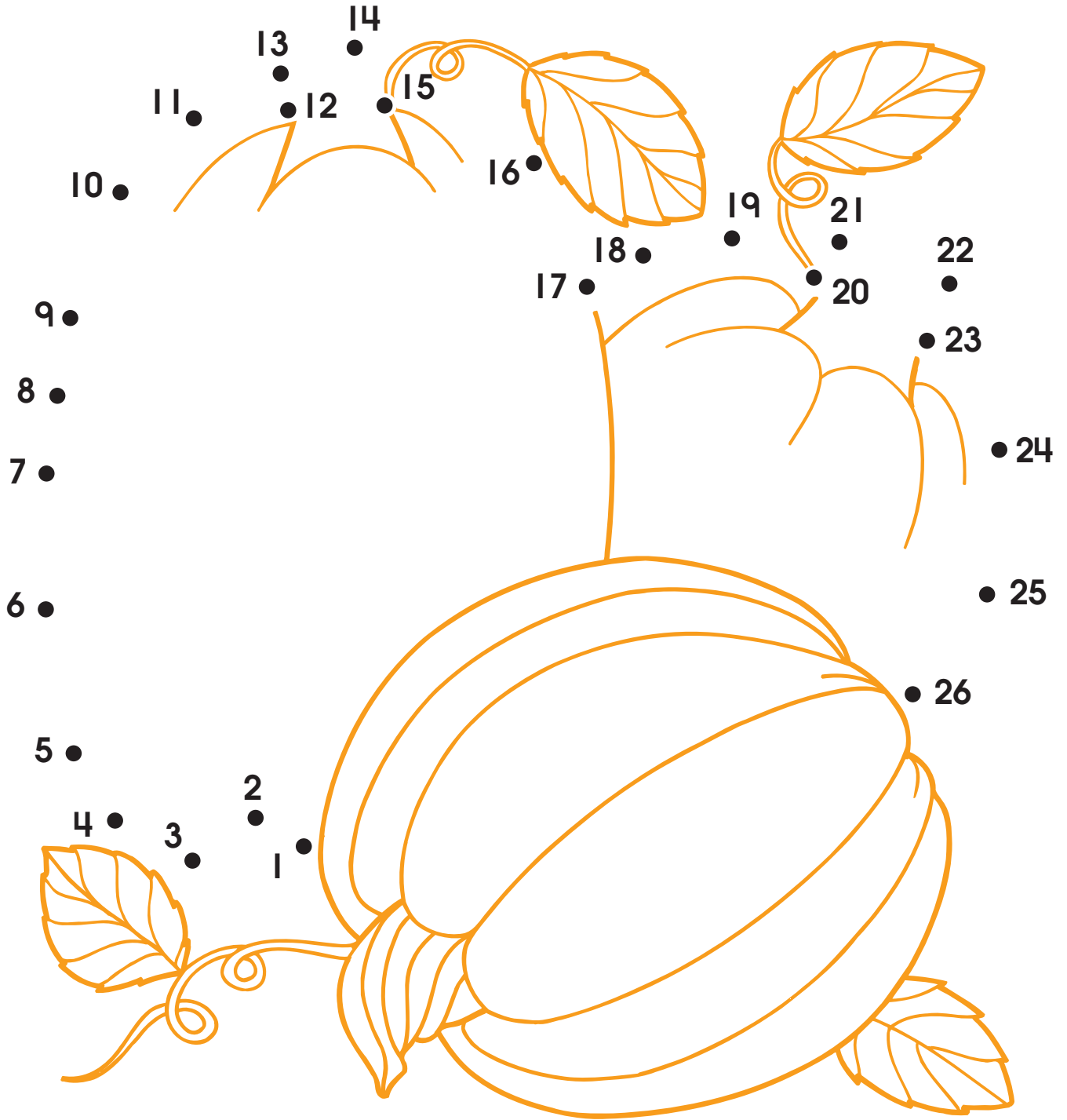
Draw the little hour hand on this face clock below to read 10 o'clock.



Both clocks show that it is 10 o'clock. **Make** a green circle around the kinds of clocks you have at home.



Big and Orange

Directions: Connect the dots from 1 to 26. Then, color to finish the picture.






Matching Digital and Face Clocks

Trace the time on the digital clocks






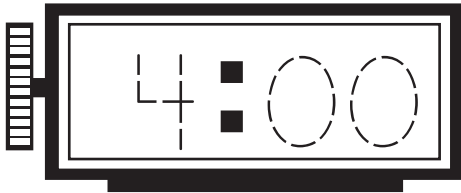




Draw a line to match the clocks.



Weighing Time

Write the time on the digital clocks

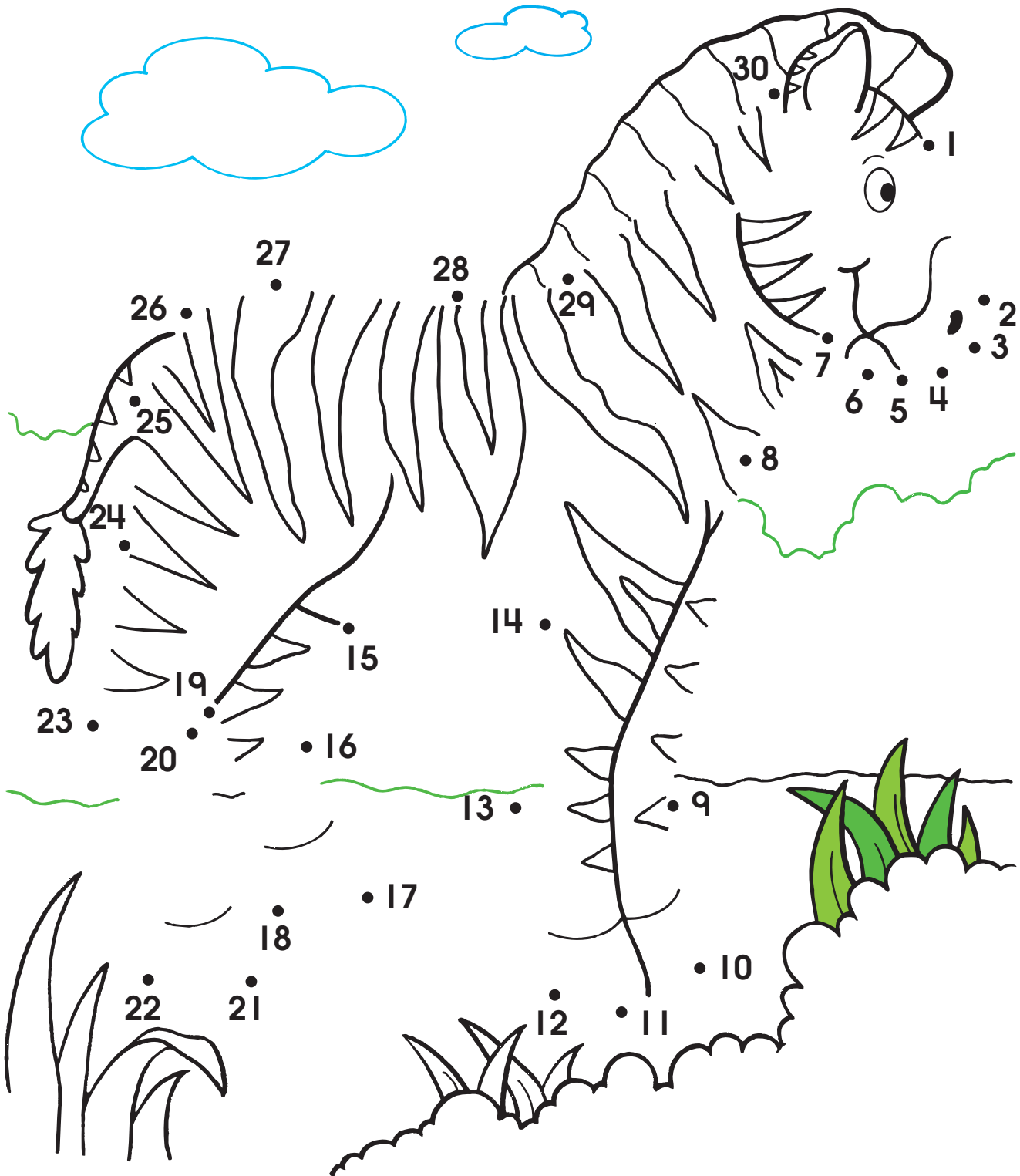


Time _____

Name _____








Zack Zebra

Directions: Connect the dots from 1 to 30. Then, color to finish the picture.



Digital Magic


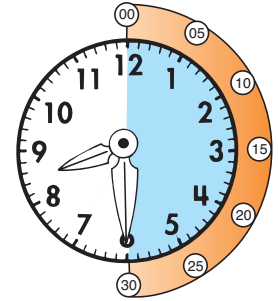
Write the time on the digital clocks



Time to the Half-Hour


This clock face shows the time that has gone by since 8 o'clock. Thirty minutes or half an hour have gone by.

There are three ways to say time to the half-hour. We say seven-thirty, thirty past the hour or half past seven. **Write** the times below. **Draw** the hands on the last clock.



9:00

half-hour
later




9:30

30


minutes past

9

o'clock






half-hour
later





Tennis, Anyone?

Draw the hands on the clocks below.



Write the times.



_____ minutes past _____ o'clock



_____ minutes past _____ o'clock




_____ minutes past _____ o'clock

Time _____

Name _____


Cat and Mouse

Directions: Help the cat find the mouse. Then, color the picture.




Birdwatching Time


What time is it? Write the times below.




Half past _____




Half past _____




Half past _____



Half past _____



Half past _____




Half past _____










Ripe and Ready

Directions: Connect the dots from 1 to 26. Then, color to finish the picture.



Sock Clocks

Draw the hands on the sock clocks.



Printing and Letter Recognition Name _____

Above and Below

Directions: Circle the words. The words go -- and |.

n	m	o	r	e	k	n	o	c
f	h	q	p	t	o	r	i	a
a	e	i	n	s	i	d	e	l
t	d	m	p	z	a	v	l	w
h	y	b	l	a	c	k	g	a
e	s	j	p	r	h	m	b	y
r	a	d	r	y	u	e	w	s

Opposite of wet
Opposite of white
Opposite of yes
Opposite of mother
Opposite of never
Opposite of less
Opposite of outside

Word Box
no
father
inside
dry
black
always
more

Crazy Big Book of First Grade 7

page 7

Printing and Letter Recognition Name _____

Aa

These words start with A or a.

Write the lowercase a on the line.

Color the pictures.

A is for _a_pple.

A is for _a_ngel.

A is for _a_nt.

Crazy Big Book of First Grade 9

page 9

Printing and Letter Recognition Name _____

Pets

Directions: Find and circle the words in the puzzle.

r	y	l	i	j	k	h	f
a	h	a	m	s	t	e	r
b	z	f	i	s	h	c	g
b	a	c	a	t	d	u	e
i	t	u	r	t	l	e	v
t	x	w	m	d	o	g	b

Crazy Big Book of First Grade 10

page 10

Printing and Letter Recognition Name _____

Hot and Cold

Directions: Circle the words. The words go -- and |.

c	g	w	p	n	d	s	n	a
f	l	b	e	l	o	w	e	m
r	e	o	k	r	j	t	a	t
o	w	h	i	t	e	h	r	u
n	y	t	b	w	u	i	b	k
t	i	a	f	r	n	b	o	y
o	a	f	t	e	r	m	v	e

Opposite of girl
Opposite of far
Opposite of back
Opposite of before
Opposite of black
Opposite of above

Word Box
after
boy
front
near
white
below

Crazy Big Book of First Grade 13


page 13

Printing and Letter Recognition Name _____

Letter Bb


Circle the B or b in these words:

Hi	Boy	at
own	glasses	ook
doll	balloon	uffer
Binnie	pig	and



Circle the pictures that start with the sound of Bb.

Color the pictures.



Crazy Big Book of First Grade 15

page 15

Printing and Letter Recognition Name _____

On the Farm

Directions: Find and circle the words in the puzzle.

p	r	z	h	o	r	s	e
q	p	i	g	s	t	j	c
t	u	r	k	e	y	u	o
n	x	m	y	l	k	w	w
o	c	h	i	c	k	e	n
s	h	e	e	p	h	v	i



Crazy Big Book of First Grade 16

page 16


Printing and Letter Recognition Name _____

A Super Seeker

Directions: Circle the blue words from the sentences. The words go → and ↓.

c	i	m	e	n	a	m	e	b
r	e	d	p	u	m	r	p	l
w	b	d	v	s	g	p	o	r
f	a	k	f	o	f	i	z	u
o	t	t	i	k	d	u	y	a
m	o	z	v	e	m	n	o	j
t	h	b	e	l	g	s	v	e

I will go to the store.
I have no clean socks.
Is my shirt clean or dirty?
Tory saw five ducks.
My name is Tasha.
She is wearing red shoes.



Crazy Big Book of First Grade Activities 19

page 19

Printing and Letter Recognition Name _____

Cc

These words start with C or c.

Write the lowercase c on the line.

Color the pictures.



C is for c_ow.
C is for c_up.
C is for c_at.

Crazy Big Book of First Grade 21


page 21

Printing and Letter Recognition Name _____


At the Zoo

Directions: Find and circle the words in the puzzle.

s	p	e	a	c	o	c	k
e	u	v	y	x	b	z	a
a	g	o	r	i	l	l	a
l	w	s	t	i	g	e	r
e	l	e	p	h	a	n	t
t	g	i	r	a	f	f	e




liger




seal




giraffe



gorilla



peacock



elephant

22 Crazy Big Book of First Grade

page 22


Printing and Letter Recognition Name _____

Can You Find Them?

Directions: Circle the blue words from the sentences. The words go → and ↓.

a	q	t	r	e	m	x	d	o
y	e	l	l	o	w	f	h	r
f	c	x	t	g	p	e	o	a
l	r	h	w	h	a	t	d	n
s	i	a	g	t	o	r	t	g
n	d	n	s	o	z	o	w	e
w	e	c	v	l	e	n	k	b

Kevin's shirt is yellow.
My mom was so mad.
A bug is on my shoe.
Lindsay's socks are orange.
I like to ride my bike.
Chandler knows what this is.



Crazy Big Book of First Grade Activities 25

page 25

Printing and Letter Recognition Name _____


Letter Dd

Circle the D or d in these words:

<input type="checkbox"/> bill	<input type="checkbox"/> big	<input type="checkbox"/> jump	<input checked="" type="checkbox"/> did
<input type="checkbox"/> darcy	<input type="checkbox"/> door	<input type="checkbox"/> dog	<input checked="" type="checkbox"/> duck
<input type="checkbox"/> desk	<input checked="" type="checkbox"/> drive	<input type="checkbox"/> pig	<input checked="" type="checkbox"/> dabble

Circle the pictures that start with the sound of Dd.

Color the pictures.



Crazy Big Book of First Grade 27

page 27


Printing and Letter Recognition Name _____

On the Shore

Directions: Find and circle the words in the puzzle.

s	u	s	b	l	o	r
t	s	a	n	d	w	a
s	h	i	p	s	q	f
h	e	l	z	w	r	x
o	l	s	h	i	n	e
r	l	u	y	m	p	y
e	s	n	o	n	e	l

ship sand
shore sail
swim shells
sun shine



Crazy Big Book of First Grade 28

page 28


Printing and Letter Recognition Name _____

Do You See the Words?

Directions: Circle the blue words from the sentences. The words go → and ↓.

a q **h e r e** m d p
 f e i a z l g o **m**
 l **h e l p** u e u **e**
 r w e m x o **h** r w
 n s k b r d **e** o j
m t p l y r l y h
 y w e n v c t **d o**

I lost **my** book.
 Your ball is right **here**.
 Kelsie can **help** me.
 Steven can **do** it.
 Does **he** want to come?
 She gave the toy to **me**.



Crazy Big Book of First Grade Activities 31


page 31

Printing and Letter Recognition Name _____

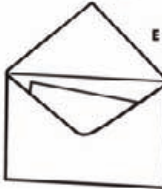
Ee

These words start with E or e.


Write the lowercase e on the line.
 Color the pictures.




E is for **e**nvelope.



E is for **e**ggs.



E is for **e**lephant.



Crazy Big Book of First Grade Activities 33




page 33

Printing and Letter Recognition Name _____

In the Ocean

Directions: Find and circle the words in the puzzle.

s s u **c r a b** j
 h r t v w l k m
 a **d o l p h i n**
 r p **w h a l e n**
 k q o i **f i s h**
s e a h o r s e

 fish
 crab
 whale
 shark
 dolphin
 seahorse

Crazy Big Book of First Grade Activities 34

page 34


Printing and Letter Recognition Name _____

Are the Words Here?

Directions: Circle the blue words from the sentences. The words go → and ↓.

i a e h o **h** r c **h**
 q **o n e** t i n h a
 w n a i p **m** x k s
b l u e y u l u p
 s a f t v **l i k e**
 m s m j d e e b l
 d b n v **h a v e** g

Look at **him** swim!
 I lost my **blue** towel.
 Sam has **one** sister.
 Do you **like** candy?
 We **have** bikes to ride.
 Annie **has** a teddy bear.



Crazy Big Book of First Grade Activities 37

page 37

Printing and Letter Recognition Name _____

Letter Ff

Circle the F or f in these words:

the	fork	car	fan
eye	table	farm	fur
took	head	father	fish

Circle the pictures that start with the sound of Ff.

Color the pictures.

Crazy Big Book of First Grade 39

page 39

Printing and Letter Recognition Name _____

In the Rainforest

Directions: Find and circle the words in the puzzle.

a	n	t	e	a	t	e	r
s	f	j	a	g	u	a	r
l	b	g	h	j	i	e	c
o	t	o	u	c	a	n	d
t	a	m	o	n	k	e	y
h	i	g	u	a	n	a	z

Crazy Big Book of First Grade 40

page 40

Printing and Letter Recognition Name _____

Find Them All

Directions: Circle the blue words from the sentences. The words go → and ↓.

p	c	u	o	t	s	p	g	b
n	a	e	d	i	f	k	o	s
q	t	h	s	a	r	z	f	t
c	x	g	r	e	e	n	l	o
s	w	o	t	s	b	r	s	p
a	n	w	g	w	i	l	l	e
w	i	m	c	v	j	y	k	x

Brett saw **it** first.
My **cat** likes to sleep.
The grass is **green**.
We cannot **stop** the train!
I **will** see you later.
Carrie **saw** it, too.

Crazy Big Book of First Grade Activities 43

page 43

Printing and Letter Recognition Name _____

Gg

These words start with G or g.

Write the lowercase g on the line.

Color the pictures.

G is for **g**oat.

G is for **g**ift.

G is for **g**irl.

Crazy Big Book of First Grade 45

page 45

Printing and Letter Recognition Name _____

Woodland Animals

Directions: Find and circle the words in the puzzle.

r	a	c	c	o	n	t	
n	a	b	e	a	v	e	r
o	o	p	z	s	y	u	v
w	m	o	o	s	e	w	x
l	m	q	r	b	e	a	r
s	q	u	i	r	r	e	l

owl bear
moose beaver
raccoon squirrel

46 Crazy Big Book of First Grade

page 46

Printing and Letter Recognition Name _____

Circle Them

Directions: Circle the blue words from the sentences. The words go → and ↓.

k	d	o	g	r	y	o	i	a
g	f	b	j	w	e	t	p	d
j	q	y	d	x	u	l	n	c
u	p	p	z	e	b	o	y	g
m	r	l	v	o	p	m	w	t
p	s	a	b	h	x	o	l	d
e	m	y	a	l	b	u	p	j

My dog eats bones.
Did you see Tony jump?
The boy is mad.
The old man has a cat.
Will you play with me?
Can we have candy?

49 Crazy Big Book of First Grade Activities

page 49

Printing and Letter Recognition Name _____

Letter Hh

Circle the H or h in these words:

H	o	a	t
h	a	t	
h	o	u	s
h	o	u	s
h	a	n	d
h	a	t	
h	a	n	d
h	a	t	

Circle the pictures that start with the sound of Hh.

Color the pictures.

51 Crazy Big Book of First Grade

page 51

Printing and Letter Recognition Name _____

Living Things

Directions: Find and circle the words in the puzzle.

m	x	c	b	a	b	y	s
g	m	a	n	p	b	r	a
r	n	o	y	z	q	h	t
a	f	l	o	w	e	r	u
s	w	d	o	g	v	i	d
s	l	k	t	r	e	e	j

dog man
tree baby
grass flower

52 Crazy Big Book of First Grade

page 52


Printing and Letter Recognition Name _____

Use Your Eyes

Directions: Circle the blue words from the sentences. The words go → and ↓.

i	o	e	p	h	e	r	m	b
c	s	u	r	k	y	d	h	y
h	a	q	b	r	o	w	n	o
w	i	s	r	w	d	y	q	u
p	d	p	p	o	r	u	f	r
j	x	g	n	v	w	p	d	g
p	u	r	p	l	e	n	l	a

This is **her** hat.
 Mom **said** to be quiet.
 The grapes are **purple**.
 Look **up** in the sky.
 The bear is **brown**.
 Is this **your** book?




Crazy Big Book of First Grade Activities 55

page 55


Printing and Letter Recognition Name _____

ii


These words start with I or i.
 Write the lowercase i on the line.
 Color the pictures.



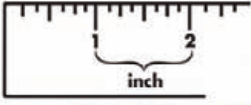
I is for insects.



I is for igloo.



I is for inch.



Crazy Big Book of First Grade 57







page 57

Printing and Letter Recognition Name _____

Nonliving Things

Directions: Find and circle the words in the puzzle.

g	y	c	l	b	s	k	c
c	b	o	o	k	h	m	l
a	b	a	l	l	j	t	o
r	z	f	a	i	u	n	c
d	p	e	n	c	i	l	k
e	x	d	o	l	l	v	w

 car  doll
 ball  book
 clock  pencil

58 Crazy Big Book of First Grade

page 58


Printing and Letter Recognition Name _____

Jump in and Look!

Directions: Circle the blue words from the sentences. The words go → and ↓.

e	l	n	g	c	e	b	r	d
p	g	i	r	l	j	i	d	r
y	a	u	d	z	b	g	b	a
b	l	a	c	k	w	o	x	w
r	s	c	k	f	d	w	a	h
i	f	o	u	r	g	t	r	k
a	c	n	v	l	l	r	e	b

Emily's cat is **black**.
 I have **four** good friends.
 Tom can **draw** a mouse.
 He is so **big!**
 We **are** strong.
 The **girl** is reading.



61 Crazy Big Book of First Grade Activities

page 61


Printing and Letter Recognition Name _____

Jj


These words start with J or j.

Write the lowercase j on the line.


Color the pictures.



J is for jump rope.



J is for jar or jam.



J is for jug.

63


page 63

Printing and Letter Recognition Name _____

Toy Time

Directions: Find and circle the words in the puzzle.

b	t	r	a	i	n	b	a	t	x
i	g	t	c	d	g	a	m	e	p
k	a	o	e	b	a	l	l	n	c
e	t	p	f	h	k	r	m	o	s
d	o	l	l	p	t	s	p	q	z
j	k	o	b	l	o	c	k	l	p



train
bat
doll
bike
block
ball
top
game

64

page 64

Printing and Letter Recognition Name _____

Hunt and Look

Directions: Circle the blue words from the sentences. The words go → and ↓.

b	l	e	i	n	f	r	a	j
u	f	o	r	w	u	t	d	a
p	t	h	x	c	n	d	i	u
t	f	u	f	b	n	y	d	o
h	r	s	h	o	y	g	y	k
i	x	a	t	e	f	s	w	d
s	m	v	n	i	z	c	a	n

Timmy is funny.


You did it!

Is this your paper?

I made it for you.

Kristen can kick the ball.

She ate all her apple.



67

page 67

Printing and Letter Recognition Name _____


Letter Kk

Circle the K or k in these words:

key	koala	high	Kelly
kite	kim	crate	art
soda	cart	tea	Kevin

Circle the pictures that start with the sound of Kk.

Color the pictures.



69


page 69


Printing and Letter Recognition Name _____


Search Outside


Directions: Circle the words from the sentences. The words go -- and ↓.


r	d	s	c	a	p	s	c
a	k	v	l	g	a	c	g
n	s	a	a	f	b	m	n
t	m	n	e	b	a	m	c
f	e	l	v	e	t	f	a
r	a	t	w	r	k	r	t


 bat

 van

 cat

 rat

 ant

 cap

70 Crazy Big Book of First Grade

page 70


Printing and Letter Recognition Name _____

Try to Find the Words

Directions: Circle the blue words from the sentences. The words go -- and ↓.

e	t	h	i	n	g	o	a	c
l	i	g	r	c	u	w	f	l
s	v	i	b	g	n	o	h	o
n	b	e	e	n	c	m	k	t
p	g	y	l	w	m	a	e	h
n	o	w	o	t	h	n	d	e
b	x	i	m	h	i	g	h	s

This **thing** is broken.
 That slide is too **high**.
 We have **been** at the park.
 Mom bought some new **clothes**.
 Help the **woman** with the baby.
 I want a cookie **now**!



73 Crazy Big Book of First Grade Activities


page 73

Printing and Letter Recognition Name _____

Letter L


Circle the L or l in these words:


letter	lamb	book	television
larry	lamp	net	lap
lon	ladder	leaf	lip





Circle the pictures that start with the sound of L.


Color the pictures.











75 Crazy Big Book of First Grade


page 75


Printing and Letter Recognition Name _____


Search Inside


Directions: Circle the words. The words go -- and ↓.


p	a	n	h	e	t	u	c
c	f	d	m	h	c	f	h
m	b	d	a	t	a	j	a
a	e	b	t	x	n	e	t
p	c	y	v	j	t	c	l
s	k	b	a	g	n	g	v


 pan

 hat

 bag

 can

 mat

 map

76 Crazy Big Book of First Grade

page 76


Printing and Letter Recognition Name _____

Do You See Each Word?

Directions: Circle the blue words from the sentences. The words go → and ↓.

l w p a u j b f d
 b e t t e r n r h
 t y o a e s h y e
 f s c w a t e r t
 r u i x b r v k t
 i c w h u r t s o
 q h z u f x a g o

Let Max catch, too.
 Can I try now?
 The water is cold.
 James is such a funny boy!
 Did you hurt your toe?
 I better go home now.



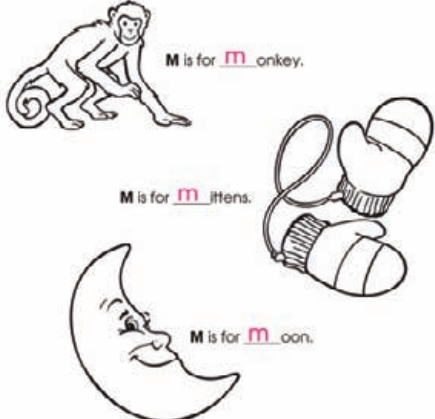
Crazy Big Book of First Grade Activities 79

page 79

Printing and Letter Recognition Name _____

Mm

These words start with M or m.
 Write the lowercase m on the line.
 Color the pictures.



M is for m_onkey.
 M is for m_ittens.
 M is for m_oon.

Crazy Big Book of First Grade 81


page 81

Printing and Letter Recognition Name _____

Super Search

Directions: Circle the words. The words go → and ↓.

p m p w t p h y
 o g r o c k o f
 n u l v s t g r
 d z t o p z r o
 k l d c y l w g
 a c b o x f t e



82 Crazy Big Book of First Grade

page 82

Printing and Letter Recognition Name _____

Search All Over

Directions: Circle the blue words from the sentences. The words go → and ↓.

e d b e c a u s e
 n j l e p m g y c
 o s a o t h e r h
 u h f k z r a s m
 g a v a b o u t e
 h l x w o t j v i
 b l n f r i e n d

I can wear my other shoes.
 Sallie wants it because she is tired.
 You shall eat dinner now.
 It is about time to go.
 Did you get enough popcorn?
 Megan is her friend.



Crazy Big Book of First Grade Activities 85

page 85

Printing and Letter Recognition Name _____

Letter Nn

Circle the N or n in these words:

Nathan nut nest Nancy
 net ball Mary never

Circle the pictures that start with the sound of Nn.

Color the pictures.

Crazy Big Book of First Grade 87

page 87

Printing and Letter Recognition Name _____

Hide and Seek

Directions: Circle the words. The words go → and ↓.

m	d	u	c	k	r	m	d
e	g	f	r	o	u	i	j
b	u	n	u	i	g	b	u
w	w	p	d	n	s	v	m
s	r	d	g	u	x	r	p
g	h	u	t	t	n	k	x

nut rug
 duck bun
 jump hut

Crazy Big Book of First Grade 88

page 88

Printing and Letter Recognition Name _____

Keep Looking

Directions: Circle the blue words from the sentences. The words go → and ↓.

b	u	y	r	c	n	e	p	a
w	o	j	w	x	p	e	u	q
h	s	y	f	m	a	f	g	i
o	h	g	i	c	r	v	o	t
l	o	f	r	s	t	b	t	d
a	w	r	e	z	h	g	y	k
o	b	l	v	t	n	e	x	t

Please **buy** me a toy!
 Go **show** Eric your toys.
 Corey **got** a new bike.
 This is the funny **part**.
 That **fire** is very hot.
 Tanner is **next**.

Crazy Big Book of First Grade Activities 91

page 91

Printing and Letter Recognition Name _____

Oo

These words start with O or o.

Write the lowercase o on the line.

Color the pictures.

O is for strich.
 O is for ven.
 O is for ctopus.

Crazy Big Book of First Grade 93







page 93

Printing and Letter Recognition Name _____

Where Are They?

Directions: Circle the words. The words go → and ↓.

s	e	g	c	u	a	p	e
c	h	a	b	c	w	c	g
g	b	t	x	a	d	l	h
a	n	e	l	v	f	r	a
m	x	h	z	e	y	t	y
e	l	c	a	k	e	g	l

 hay  cave
 ape  gate
 cake  game

100 Crazy Big Book of First Grade

page 94


Printing and Letter Recognition Name _____

Be Sure to Look Closely

Directions: Circle the blue words from the sentences. The words go → and ↓.

a	i	q	d	l	m	e	a	g
n	f	u	l	l	t	g	z	f
o	p	y	e	f	h	w	e	l
t	u	t	h	e	i	r	x	y
h	r	f	n	a	r	l	r	j
e	k	o	s	m	o	n	e	y
r	b	f	y	v	n	h	e	t

The baby bird can fly.
 Lizzie is a friend of Marlee's.
 We have their ball.
 I have another pillow.
 My money is in the bank.
 Jack is full of pie.













100 Crazy Big Book of First Grade Activities 97

page 97

Printing and Letter Recognition Name _____


Letter Pp

Circle the P or p in these words:

 pencil	 pig	 penny	 pe
 pistol	 dog	 party	 pan
 balloon	 patty	 pumpkin	 paw

Circle the pictures that start with the sound of Pp.

Color the pictures.



100 Crazy Big Book of First Grade 99







page 99

Printing and Letter Recognition Name _____

Hunting for Words

Directions: Circle the word. The words go → and ↓.

s	n	a	k	e	d	x	v
n	g	j	n	a	i	l	t
g	e	p	a	i	l	n	a
b	h	n	k	g	c	q	i
v	k	r	q	j	a	y	l
r	a	k	e	r	f	p	h

 tail  jay
 rake  nail
 pail  snake

100 Crazy Big Book of First Grade

page 100


Printing and Letter Recognition Name _____

Did You Find Them All?

Directions: Circle the blue words from the sentences. The words go → and ↓.

h d l o n g o i a
 u q y r u x e d e
 s s n e w l t o s
 e i v q a y g e w
 k w a y o d n s j
 p s w e g n r w c
 b z f m n e v e r

May I **use** your pencil?
 Bailey's hair is **long**.
 What **does** Jamie do all day?
 Go that **way**.
 I can **never** lose this!
 My **new** shirt is torn.



Crazy Big Book of First Grade Activities 103

page 103


Printing and Letter Recognition Name _____

Letter Qq

Circle the Q or q in these words:

pop quilt Qinn Mary
 fancy bike quiet quilt fun
 quarter quit balloon

Circle the pictures that start with the sound of Qq.
 Color the pictures.



Crazy Big Book of First Grade 105

page 105

Printing and Letter Recognition Name _____

I Spy

Directions: Circle the words. The words go → and ↓.

l b d c s m a l
 v h i v e m s i
 l s v o n r p m
 n v e n i n e e
 e t g o v p f r
 s b i t e w b t

hive dive
 lime 9 nine
 vine bite

106 Crazy Big Book of First Grade

page 106


Printing and Letter Recognition Name _____

Are You Finished?

Directions: Circle the blue words from the sentences. The words go → and ↓.

s b t b r i n g p
 c r w l o e u b i
 m o g b a c k h c
 g t r n g r b o t
 t h e s e v h d u
 j e x n y s p l r
 o r f g r e a t e

Are **these** your cars?
 Can you **bring** me a drink?
 David drew me a **picture**.
 You are a **great** friend!
 Give the toy **back** to Joey.
 Sandie's **brother** is tall.



Crazy Big Book of First Grade Activities 109

page 109

Printing and Letter Recognition Name _____

Letter Rr

Circle the R or r in these words:

rain	nuts	pin	ring
roses	ryke	fox	banes
chart	rabbit	fact	rocket

Circle the pictures that start with the sound of Rr.

Color the pictures.

111 Crazy Big Book of First Grade

page 111

Printing and Letter Recognition Name _____

I See Them!

Directions: Circle the words. The words go -- and j.

f	e	h	m	b	o	n	e
t	t	o	a	s	t	g	c
n	g	s	c	m	j	s	d
o	p	e	o	b	o	a	t
s	u	g	n	p	d	o	k
e	c	m	e	u	e	r	a

bone boat

hose nose

cone toast

112 Crazy Big Book of First Grade

page 112

Printing and Letter Recognition Name _____

On Land

Directions: Find and circle the words in the puzzle.

c	a	d	n	c	a	r	s
t	b	e	f	k	g	i	j
a	v	c	a	m	p	e	r
x	a	z	h	b	u	s	t
i	n	y	w	l	m	v	u
b	i	c	y	c	l	e	x

car van

bus taxi

camper bicycle

115 Crazy Big Book of First Grade

page 115

Printing and Letter Recognition Name _____

Ss

These words start with S or s.

Write the lowercase s on the line.

Color the pictures.

Soap

S is for _s_oap.

S is for _s_nake.

S is for _s_eal.

117 Crazy Big Book of First Grade


page 117


Printing and Letter Recognition Name _____


Perfect Pets


Directions: Circle the word. The words go → and ↓.


v	f	i	s	h	d	o	g
f	v	t	c	d	n	h	t
r	g	y	a	b	i	r	d
o	u	s	t	z	m	x	i
g	i	o	k	o	h	f	s
b	h	a	m	s	t	e	r


 cat

 frog

 dog

 fish

 bird

 hamster

118 Crazy Big Book of First Grade

page 118

Printing and Letter Recognition Name _____

How Does it Look?

Directions: Find and circle the words in the puzzle.

d	f	a	n	c	y	e	g	a	u	b	v	c	
c	b	c	a	h	s	f	b	g	w	r	s	o	
u	p	i	d	i	h	t	f	t	q	i	h	l	
r	k	a	u	o	d	c	r	s	g	i	o		
v	m	i	l	i	n	c	l	e	a	r	h	n	r
e	f	e	l	e	p	o	p	n	t	y	f		
d	e	d	w	i	d	e	c	m	b	g	a	u	
g	b	e	a	u	t	i	f	u	l	k	e	l	
j	h	i	s	p	a	r	k	l	i	n	g	l	

beautiful

colorful

fancy

strange

clear

curved

dull



pole

shiny

wide

sparkling

bright

121 Crazy Big Book of First Grade

page 121

Printing and Letter Recognition Name _____


Letter Tt


Circle the T or t in these words:


Taylor	tiger	two	telephone
four	girl	fish	time
Bible	timothy	television	

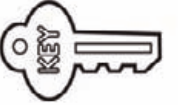
Circle the pictures that start with the sound of Tt.

Color the pictures.









123 Crazy Big Book of First Grade


page 123


Printing and Letter Recognition Name _____


Let's Play!


Directions: Circle the word. The words go → and ↓.


r	t	m	p	s	w	i	m
i	n	j	x	m	c	g	h
d	e	u	l	k	l	c	k
e	r	m	t	o	s	h	s
p	x	p	s	l	i	d	e
v	r	u	n	q	o	r	v


 swim

 run

 kick

 slide

 jump

 ride

124 Crazy Big Book of First Grade


page 124


Printing and Letter Recognition Name _____


In the Country


Directions: Find and circle the words in the puzzle.


d	b	z	w	u	v	y	h
a	r	f	i	e	l	d	i
c	i	x	t	o	w	n	l
b	d	p	m	q	e	r	l
b	g	r	o	a	d	s	t
o	e	m	e	a	d	o	w


 hill

 road

 lawn

 field

 bridge

 meadow

127 Crazy Big Book of First Grade


page 127

Printing and Letter Recognition Name _____


Letter Uu


Circle the U or u in these words:


<input checked="" type="radio"/> under	far	down	flower
<input checked="" type="radio"/> unicorn	<input checked="" type="radio"/> umbrella	also	le <u>u</u> sh
<input checked="" type="radio"/> unless	<input checked="" type="radio"/> ur	<input checked="" type="radio"/> any	<input checked="" type="radio"/> ue




The letter Uu can have more than one sound. Circle the pictures that start with the sound of Uu. Color the pictures.









129 Crazy Big Book of First Grade


page 129


Printing and Letter Recognition Name _____


Beach Fun


Directions: Circle the words. The words go → and ↓.


f	c	p	a	i	l	m	o
t	w	f	l	h	o	b	f
k	a	m	g	w	f	e	s
a	v	b	e	h	d	a	h
b	e	l	r	a	n	c	e
t	s	y	p	l	k	h	l
c	r	a	b	e	c	g	l


 beach

 pail

 waves

 crab

 shell

 whale

130 Crazy Big Book of First Grade

page 130

Printing and Letter Recognition Name _____

Space

Directions: Find and circle the words in the puzzle.

a	g	a	l	a	x	y	g	b	f	c	e	d
h	s	i	r	s	i	r	o	c	k	e	t	c
m	u	a	t	p	t	p	m	o	l	n	k	o
e	o	x	w	a	y	a	s	u	n	z	m	
t	v	o	g	c	h	r	b	d	e	c	e	
e	j	i	n	e	m	k	l	o	r	b	i	t
o	z	x	y	v	w	p	l	a	n	e	t	o
r	b	g	r	a	v	i	t	y	u	n	t	p
a	a	s	t	r	o	n	a	u	t	r	s	q

 astronaut

 orbit

 moon

 comet

 planet

 gravity

 galaxy

 rocket

 sun

 meteor

 star

 space

133 Crazy Big Book of First Grade

page 133

Printing and Letter Recognition Name _____

Letter Vv

Circle the V or v in these words:

Valerie	vast	look	vacuum
Valin	Victor	Vari	vacation
rake	Valentine	rabbit	up

Circle the pictures that start with the sound of Vv.
Color the pictures.

Letter
Vv

135

page 135

Printing and Letter Recognition Name _____

School is Great!

Directions: Circle the words. The words go → and ↓.

p	e	n	c	i	l	o	p
d	r	h	m	p	r	k	a
e	b	o	o	k	t	w	p
s	m	r	o	f	b	p	e
k	i	u	v	q	x	t	r
t	e	a	c	h	e	r	i
v	c	r	a	y	o	n	m

crayon paper

pencil desk

book teacher

136

page 136

Printing and Letter Recognition Name _____

Community Helpers

Directions: Find and circle the words in the puzzle.

d	w	d	e	n	t	u	v
o	d	e	n	t	i	s	t
c	p	l	u	m	b	e	r
t	t	n	u	r	s	e	s
o	t	e	a	c	h	e	r
r	p	a	i	n	t	e	r

nurse teacher

doctor plumber

dentist painter

139

page 139

Printing and Letter Recognition Name _____

Letter Ww

Circle the W or w in these words:

wind	win	Marjorie	boat
Walter	said	Willa	Willow
walk	was	Wendy	want

Circle the pictures that start with the sound of Ww.
Color the pictures.

Letter
Ww

141




page 141




Printing and Letter Recognition Name _____

Baby Animals

Directions: Circle the words. The words go -- and ↓.

g	p	u	p	p	y	n	c
c	e	o	j	y	d	f	i
h	l	f	x	l	a	m	b
i	r	a	j	t	w	p	k
c	b	w	c	a	l	f	a
k	z	n	v	d	v	h	p
q	m	k	i	t	t	e	n

 puppy
 kitten
 chick

 calf
 fawn
 lamb

142 Crazy Big Book of First Grade

page 142

Printing and Letter Recognition Name _____

How Does it Taste?

Directions: Find and circle the words in the puzzle.

a	s	w	e	e	t	x	h	h	v	s	t	u
b	e	a	k	y	j	i	w	o	x	p	c	j
i	l	b	l	d	a	z	a	t	b	i	y	u
t	m	c	s	t	a	l	e	z	s	c	d	i
t	b	n	n	o	y	m	r	l	k	y	e	c
e	q	c	e	p	o	s	o	u	r	j	c	y
r	g	r	f	p	s	q	w	t	v	u	o	h
d	d	e	l	i	c	l	o	u	s	i	l	f
g	r	e	a	s	y	t	a	s	t	y	d	g

sweet
bitter
delicious
juicy
salty
sour

spicy
stale
tasty
greasy
hot
cold



145 Crazy Big Book of First Grade

page 145


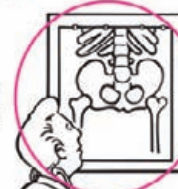

Printing and Letter Recognition Name _____



Letter Xx

Circle the X or x in these words:

Xavier	dog	Xylophone	xercise
Xray	rabbit	teX	play
x	ReX	xcellent	bat

Circle the pictures that start with the sound of Xx.
Color the pictures.

147 Crazy Big Book of First Grade




page 147




Printing and Letter Recognition Name _____

Circus Fun

Directions: Circle the words. The words go -- and ↓.

c	k	a	t	h	s	c	l
l	n	c	i	l	e	o	i
o	e	p	g	u	a	f	o
w	g	y	e	h	l	j	n
n	a	c	r	o	b	a	t
b	q	v	b	i	w	m	d
e	l	e	p	h	a	n	t

 seal
 lion
 elephant

 clown
 acrobat
 tiger

148 Crazy Big Book of First Grade


page 148


Printing and Letter Recognition Name _____


Toys


Directions: Find and circle the words in the puzzle.


w	p	p	p	e	t	r
t	u	d	o	l	l	s
r	x	b	l	o	c	k
u	v	y	m	z	n	a
c	p	u	z	z	l	e
k	g	a	m	e	o	p


 doll

 game

 truck

 block

 puppet

 puzzle

151 Crazy Big Book of First Grade

page 151


Printing and Letter Recognition Name _____


Yy

These words start with Y or y.


Write the lowercase y on the line.

Color the pictures.






Y is for yo-yo.



Y is for yarn.



Y is for yogurt.

153 Crazy Big Book of First Grade


page 153


Printing and Letter Recognition Name _____


Fantastic Fruit


Directions: Circle the words. The words go -- and j.


e	g	r	a	p	e	s	o
k	o	i	d	y	j	b	r
b	a	n	a	n	a	z	a
p	r	l	f	g	x	p	n
v	p	e	a	c	h	l	g
d	s	q	m	t	n	u	e
a	p	p	l	e	w	m	h


 apple

 plum

 banana

 peach

 orange

 grapes


154 Crazy Big Book of First Grade

page 154

Printing and Letter Recognition Name _____

Word Opposites

Directions: Draw a line to match each word to its opposite.



big


tall

hot

cold

little

short



Directions: Find and circle the words in the puzzle.

c	o	l	d	a	l	w	z
d	t	a	l	l	i	x	b
s	t	r	e	c	t	l	i
t	s	h	o	r	t	y	g
u	q	h	p	o	l	n	v
h	o	t	i	j	e	k	m

157 Crazy Big Book of First Grade

page 157

Printing and Letter Recognition Name _____

Letter Zz

Circle the Z or z in these words:

paper	egg	am	one
bra	zz	ro	ard
last	zilda	frag	za

Circle the pictures that start with the sound of Zz.

Color the pictures.

Crazy Big Book of First Grade 159

page 159

Printing and Letter Recognition Name _____

Fun Foods

Directions: Circle the words. The words go -- and j.

d	c	a	k	e	q	i	a
e	p	o	p	c	o	r	n
c	j	t	g	s	o	f	l
h	c	c	o	o	k	i	e
i	g	p	v	n	x	m	c
p	u	y	c	a	n	d	y
s	m	b	n	z	k	h	w

Crazy Big Book of First Grade 160

page 160

Nouns, Verbs, and Adjectives Name _____

Nouns

A **noun** is a word that names a person, place, or thing. When you read a sentence, the noun is what the sentence is about.

Directions: Complete each sentence with a noun.

The cat is fat.

My house is blue.

The tree has apples.

The sun is hot.

Crazy Big Book of First Grade 162

page 162

Nouns, Verbs, and Adjectives Name _____

Nouns

Directions: Write these naming words in the correct box.

store	zoo	child	baby	teacher	table
cat	park	gym	woman	sock	horse

 Person	<u>child</u>	<u>woman</u>
	<u>baby</u>	<u>teacher</u>

 Place	<u>store</u>	<u>park</u>
	<u>zoo</u>	<u>gym</u>

 Thing	<u>cat</u>	<u>table</u>
	<u>sock</u>	<u>horse</u>

Crazy Big Book of First Grade 163

page 163

Nouns, Verbs, and Adjectives Name _____

At the Pet Shop

Directions: Find and circle the words in the puzzle.

cage	brushes	collars	guppies	food
mice	fish	toys	birds	dogs

164 Crazy Big Book of First Grade

page 164

Nouns, Verbs, and Adjectives Name _____

Things That Go Together

Some nouns name things that go together.

Directions: Draw a line to match the nouns on the left with the matching nouns on the right.

165 Crazy Big Book of First Grade

page 165

Nouns, Verbs, and Adjectives Name _____

A Step in the Right Direction

Directions: Connect the dots from 1 to 13. Then, color to finish the picture.

166 Crazy Big Book of First Grade

page 166

Nouns, Verbs, and Adjectives Name _____

Things That Go Together

Directions: Draw a line to connect the objects that go together.

167 Crazy Big Book of First Grade

page 167

Nouns, Verbs, and Adjectives Name _____

Clothes I Wear

Directions: Circle the words. The words go -- and |.

a	s	j	s	o	c	k	s
l	h	p	h	t	e	j	c
p	o	z	i	m	n	a	t
a	e	s	r	f	v	c	r
n	s	x	t	y	q	k	l
t	g	d	w	k	i	e	b
s	o	s	h	o	r	t	s

shirt socks
shoes pants
shorts jacket

168 Crazy Big Book of First Grade

page 168

Nouns, Verbs, and Adjectives Name _____

Verbs

Verbs are words that tell what a person or thing can do.
Example: The girl pats the dog.
The word pats is the verb. It shows action.

Directions: Draw a line between the verbs and the pictures that show the action.

eat
run
sleep
swim
sing
hop

169 Crazy Big Book of First Grade

page 169

Nouns, Verbs, and Adjectives Name _____

A Lost Bead

Directions: Find the path to the missing bead.

170 Crazy Big Book of First Grade

page 170

Nouns, Verbs, and Adjectives Name _____

Verbs

Directions: Look at the picture and read the words. Write an action word in each sentence below.

swing rings
kick
run talk

- The two boys like to talk together.
- The children kick the soccer ball.
- Some children like to swing on the swing.
- The girl can run very fast.
- The teacher rings the bell.

171 Crazy Big Book of First Grade

page 171

Nouns, Verbs, and Adjectives Name _____

In the Desert

Directions: Find and circle the words in the puzzle.

a	g	r	a	s	s	h	o	p	p	e	r	
h	n	o	n	i	f	w	e	s	d	c	s	
k	p	t	n	m	j	o	a	p	p	q	a	r
b	e	e	t	l	e	h	t	g	i	b	c	z
d	e	s	e	r	t	e	e	d	d	y	t	t
f	a	n	i	a	k	r	c	e	q	u	m	
g	l	z	a	r	d	b	c	r	v	s	o	
b	u	t	t	e	r	f	l	y	x	y	w	t
f	l	o	w	e	r	s	r	w	a	s	p	h

desert cactus flowers water lizard beetle butterfly grasshopper ant moth wasp spider

172 Crazy Big Book of First Grade

page 172

Nouns, Verbs, and Adjectives Name _____

Nouns and Verbs

A noun is a person or thing a sentence tells about. A verb tells what the person or thing does.
Directions: Circle the noun in each sentence. Underline the verb.
Example: The cat sleeps.

1. Jill plays a game on the computer.
2. Children swim in the pool.
3. The car raced around the track.
4. Mike throws the ball to his friend.
5. Monkeys swing in the trees.
6. Terry laughed at the clown.

173 Crazy Big Book of First Grade

page 173

Nouns, Verbs, and Adjectives Name _____

The Happy Scarecrow

Directions: Connect the dots from 1 to 26. Then, color to finish the picture.

174 Crazy Big Book of First Grade

page 174

Nouns, Verbs, and Adjectives Name _____

Nouns and Verbs

Directions: Read the sentences below. Draw a red circle around the nouns. Draw a blue line under the verbs.

1. The boy runs fast.
2. The turtle eats leaves.
3. The fish swim in the tank.
4. The girl hits the ball.

175 Crazy Big Book of First Grade

page 175

Nouns, Verbs, and Adjectives Name _____

A Lost Kangaroo

Directions: Help the mother kangaroo find her baby.

176 Crazy Big Book of First Grade

page 176

Nouns, Verbs, and Adjectives Name _____

Words That Describe

Describing words tell us more about a person, place or thing.
Directions: Read the words in the box. Choose the word that describes the picture. Write it next to the picture.

happy	round	sick	cold	long
-------	-------	------	------	------

Crazy Big Book of First Grade 177

page 177

Nouns, Verbs, and Adjectives Name _____

Let's Look Around

Directions: Connect the dots from 1 to 23. Color.


178 Crazy Big Book of First Grade

page 178

Nouns, Verbs, and Adjectives Name _____

Words That Describe

Directions: Read the words in the box. Choose the word that describes the picture. Write it next to the picture.

wet	round	funny	soft	sad	tall
					
soft	tall	funny	sad	round	wet

Crazy Big Book of First Grade 179







page 179

Nouns, Verbs, and Adjectives Name _____

Around the House

Directions: Circle the words. The words go → and ↓.

e	f	k	c	h	a	i	r
n	a	q	w	d	t	o	a
b	b	s	g	p	i	b	f
e	l	p	i	i	l	o	w
d	e	z	u	g	y	v	i
m	h	i	b	d	e	s	k
t	o	y	s	p	j	m	c

 bed  chair
 table  pillow
 desk  toys






180 Crazy Big Book of First Grade

page 180

Nouns, Verbs, and Adjectives Name _____

Words That Describe

Directions: Circle the describing word in each sentence. Draw a line from the sentence to the picture.

- The hungry dog is eating. 
- The tiny bird is flying. 
- Horses have long legs. 
- She is a fast runner. 
- The little boy was lost. 


Crazy Big Book of First Grade 181

page 181

Nouns, Verbs, and Adjectives Name _____

Fix the Leak

Directions: Help the plumber find the sink. Then, color the picture.




182 Crazy Big Book of First Grade

page 182


Nouns, Verbs, and Adjectives Name _____


Words That Describe: Colors and Numbers


Colors and numbers can describe nouns.
Directions: Underline the describing word in each sentence. Draw a picture to go with each sentence.

A yellow moon was in the sky. 

Pictures will vary.

Two worms are on the road. 

 The tree had red apples.

 The girl wore a blue dress.

Crazy Big Book of First Grade 183







page 183

Nouns, Verbs, and Adjectives Name _____

Find Them

Directions: Circle the words. The words go → and ↓.

h	g	h	d	i	m	e	f
p	t	i	e	b	s	f	m
l	b	k	h	l	q	n	x
e	s	a	r	k	i	t	e
b	c	i	f	e	e	z	v
m	o	f	i	v	e	s	a

 pie  dime
 kite  tie
 bike  five

184 Crazy Big Book of First Grade




page 184




Nouns, Verbs, and Adjectives Name _____




Sequencing: Comparing Adjectives




Directions: Look at each group of pictures. Write 1, 2 or 3 under the picture to show where it should be.

Example:

 tallest 3  tall 1  taller 2

 small 1  smallest 3  smaller 2

 biggest 3  big 1  bigger 2

 wider 2  wide 1  widest 3


185 Crazy Big Book of First Grade

page 185

Nouns, Verbs, and Adjectives Name _____

A Lamb's Life

Directions: Connect the dots from 1 to 13. Then, color to finish the picture.



186 Crazy Big Book of First Grade

page 186

Nouns, Verbs, and Adjectives Name _____

Sequencing: Comparing Adjectives

Directions: Look at each group of pictures. Write 1, 2 or 3 under the picture to show where it should be.

 shortest 3  shorter 2  short 1

 longest 3  longer 2  long 1

 happy 1  happier 2  happiest 3

 hotter 2  hot 1  hottest 3

187 Crazy Big Book of First Grade

page 187

Nouns, Verbs, and Adjectives Name _____

Plants We Eat

Directions: Circle the words. The words go → and ↓.

k	p	u	m	p	k	i	n	l
c	i	f	n	u	c	l	a	e
e	f	s	c	a	r	r	o	t
l	y	b	r	g	d	q	d	t
e	m	p	c	o	r	n	w	u
r	o	v	z	m	v	j	h	c
y	e	b	e	a	n	s	r	e

188 Crazy Big Book of First Grade

page 188

Synonyms and Antonyms Name _____

Synonyms

Synonyms are words that mean almost the same thing. Start and begin are synonyms.

Directions: Find the synonyms that describe each picture. Write the words in the boxes below the picture.

small funny large sad silly little big unhappy	
small	large
little	big
sad	funny
unhappy	silly

190 Crazy Big Book of First Grade

page 190

Synonyms and Antonyms Name _____

Find the Jack-o'-Lantern

Directions: Help the child get to the jack-o'-lantern.

Crazy Big Book of First Grade 191

page 191

Synonyms and Antonyms Name _____

In the Rainforest

Directions: Circle the words. The words go → and ↓.

w	m	s	l	o	t	h	o	m
i	r	y	t	i	o	p	n	o
g	c	j	a	g	u	a	r	n
u	o	k	v	m	c	z	u	k
a	t	e	i	g	a	j	a	e
n	h	y	d	i	n	g	u	y
a	n	t	e	a	t	e	r	i

192 Crazy Big Book of First Grade









page 192

Synonyms and Antonyms Name _____

Similarities: Synonyms

Directions: Circle the word in each row that is most like the first word in the row.

Example:

grin		smile	frown	mad
bag		jar	sack	box
cat		fruit	animal	flower
apple		rot	cookie	fruit
around		circle	square	dot
brown		tan	black	red
bird		dog	cat	duck
bee		fish	ant	snake

Crazy Big Book of First Grade 193







page 193

Synonyms and Antonyms Name _____

In the Woods

Directions: Circle the words. The words go -- and !.

o	h	m	b	e	a	v	e	r
p	x	i	a	v	z	p	g	a
o	t	b	e	a	r	n	k	c
s	i	r	r	v	j	d	s	c
s	q	u	i	r	r	e	l	o
u	y	o	q	a	d	e	i	o
m	f	l	u	c	o	r	w	n

	squirrel		raccoon
	deer		opossum
	bear		beaver

Crazy Big Book of First Grade 194

page 194

Synonyms and Antonyms Name _____

Synonyms

Synonyms are words that have the same meaning.

Directions: Read each sentence and look at the underlined word. Circle the word that means the same thing. Write the new words.

			
1. The <u>little</u> dog ran.	tall	funny	small
2. The <u>happy</u> girl smiled.	glad	sad	good
3. The bird is in the <u>big</u> tree.	green	pretty	tall
4. He was <u>nice</u> to me.	kind	mad	bad
5. The baby is <u>tired</u> .	sleepy	sad	little

small glad tall
kind sleepy

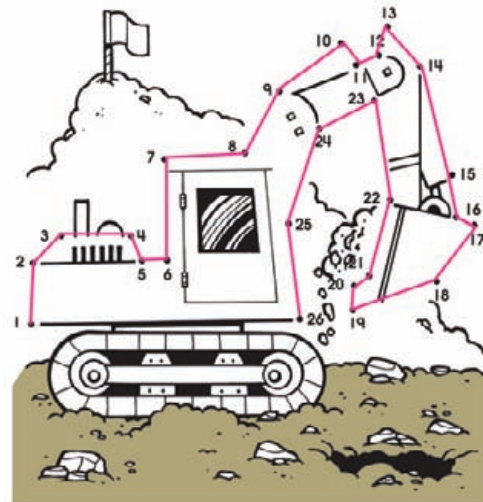
Crazy Big Book of First Grade 195

page 195

Synonyms and Antonyms Name _____

Digging Deep

Directions: Connect the dots from 1 to 26. Then, color to finish the picture.



Crazy Big Book of First Grade 196

page 196

Synonyms and Antonyms Name _____

Synonyms

Directions: Read each sentence and look at the underlined word. Circle the word that means the same thing. Write the new words.

- The boy was mad. happy **angry** pup
- The dog is brown. **pup** cat rat
- I like to scream. soar mad **shout**
- The bird can fly. **soar** jog warm
- The girl can run. sleep **jog** shout
- I am hot. **warm** cold soar

angry pup shout
soar jog warm

Crazy Big Book of First Grade 197

page 197

Synonyms and Antonyms Name _____

Happy Birthday

Directions: Help the candles find the cake. Then, color the picture.

198 Crazy Big Book of First Grade

page 198

Synonyms and Antonyms Name _____

Similarities: Synonyms

Directions: Read each sentence. Read the word after the sentence. Find the word that is most like it in the sentence and circle it.

- The **flowers** grew very tall. plants
- Jan picked the **apple** from the tree. applesauce
- Juan's **van** is dirty. truck
- A **dog** makes a sound different from a cat. wolf
- Dad put up a **fence** in the yard. gate

Crazy Big Book of First Grade 199

page 199

Synonyms and Antonyms Name _____

Lanternfish

Directions: Connect the dots from 1 to 26. Then, color to finish the picture.

200 Crazy Big Book of First Grade

page 200

Synonyms and Antonyms Name _____

Similarities: Synonyms

Directions: Read the story. Write a word on the line that means almost the same as the word under the line.

Dan went to the store

He wanted to buy food

He walked very quickly

The store had what he wanted.

He bought it using dimes

Instead of walking home, Dan jogged

Answers will vary.

Crazy Big Book of First Grade 201

page 201

Synonyms and Antonyms Name _____

A Treasure Chest

Directions: Help the octopus open the treasure chest.

202 Crazy Big Book of First Grade

page 202

Synonyms and Antonyms Name _____

Antonyms

Antonyms are words that are opposites. Hot and cold are antonyms.

Directions: Draw a line between the antonyms.

closed — below

full — empty

above — old

new — open

Crazy Big Book of First Grade 203

page 203

Synonyms and Antonyms Name _____

Ocean Fun

Directions: Connect the dots from 1 to 5. Then, color to finish the picture.

204 Crazy Big Book of First Grade

page 204

Opposites and Homophones Name _____

Opposites

Opposites are things that are different in every way.
Directions: Draw a line between the opposites.



up	wet
over	down
dry	dirty
clean	under

206 Crazy Big Book of First Grade

page 206


Opposites and Homophones Name _____

Near and Far

Directions: Circle the words. The words go -- and j.

b	s	r	i	o	u	e	z	c
w	l	m	d	a	r	k	h	o
f	o	t	s	l	p	q	m	l
j	w	d	w	l	y	o	v	d
p	t	y	h	a	p	p	y	c
t	r	n	t	k	k	g	d	i
d	i	r	t	y	c	o	u	t

Opposite of hot
Opposite of fast
Opposite of light
Opposite of in
Opposite of clean
Opposite of sad



Word Box
slow
out
happy
cold
dirty
dark

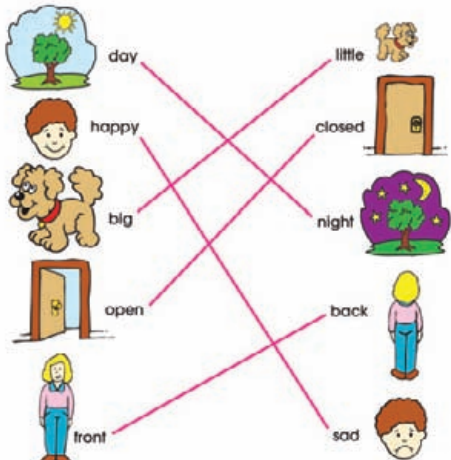
207 Crazy Big Book of First Grade

page 207

Opposites and Homophones Name _____

Opposites

Directions: Draw lines to connect the words that are opposites.



day	little
happy	closed
big	night
open	back
front	sad

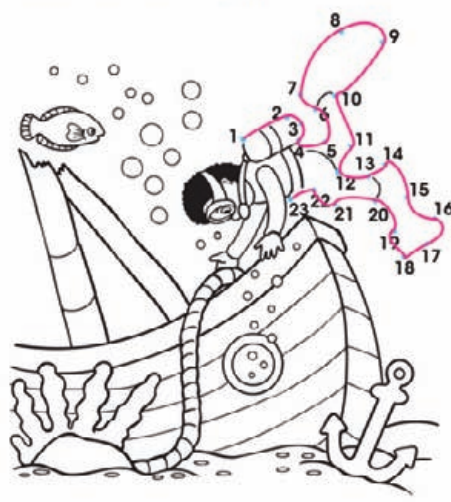
208 Crazy Big Book of First Grade

page 208

Opposites and Homophones Name _____

Way Down Deep

Directions: Connect the dots from 1 to 23. Then, color the picture.



209 Crazy Big Book of First Grade

page 209

Opposites and Homophones Name _____

Lost Collar

Directions: Help the puppy find its collar.

210 Crazy Big Book of First Grade

page 210

Opposites and Homophones Name _____

Opposites

Directions: Circle the picture in each row that is the opposite of the first picture.

up	down	over	across
cold	frozen	hot	warm
in	beside	out	over
cloud	rain	storm	sun

211 Crazy Big Book of First Grade

page 211

Opposites and Homophones Name _____

Laugh and Cry

Directions: Circle the words. The words go → and ↓.

p	n	h	p	n	d	j	f	a
l	d	a	y	d	o	r	o	z
s	w	b	l	t	w	b	u	f
m	y	s	d	g	n	o	n	a
a	v	f	c	w	q	l	d	k
l	h	b	a	d	s	n	u	d
l	c	o	e	y	i	o	f	f

Opposite of good
Opposite of big
Opposite of up
Opposite of on
Opposite of lost
Opposite of night

Word Box
down
day
bad
small
found
off

212 Crazy Big Book of First Grade

page 212

Opposites and Homophones Name _____

Opposites

Directions: Read each clue. Write the answers in the puzzle.

Across:
1. Opposite of low
2. Opposite of no
4. Opposite of empty
6. Opposite of loose

Down:
1. Opposite of light
3. Opposite of dangerous
5. Opposite of right

213 Crazy Big Book of First Grade

page 213

Opposites and Homophones Name _____

Super Shells

Directions: Connect the dots from 1 to 8. Then, color the picture.







214 Crazy Big Book of First Grade

page 214

Opposites and Homophones Name _____

Opposites

Directions: Circle the two words in each sentence that are opposites.

- Cold ice cream is good on a hot day. 
- Sam took off his wet socks and put on dry ones. 
- Do you like to run fast or slow. 
- The dog is black and the cat is white. 
- The elephant looked really big next to the small mouse. 
- The tiny seed grew into a large plant. 

215 Crazy Big Book of First Grade

page 215


Opposites and Homophones Name _____

Up and Down

Directions: Circle the words. The words go -- and ↓.

d	m	r	g	f	t	q	u	b
s	h	o	r	t	u	f	n	l
g	c	r	t	y	c	s	d	i
r	k	f	a	r	c	m	e	r
i	p	h	s	z	v	n	r	j
c	e	r	i	g	h	t	n	e
h	x	w	h	u	r	c	r	y

Opposite of laugh
Opposite of left
Opposite of tall
Opposite of near
Opposite of poor
Opposite of over



Word Box
short
far
under
cry
rich
right

216 Crazy Big Book of First Grade


page 216


Opposites and Homophones Name _____


Homophones

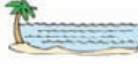
Homophones are words that sound the same but are spelled differently and mean something different. Blew and blue are homophones.

Directions: Look at the word pairs. Choose the word that describes the picture. Write the word on the line next to the picture.

- 

1. sew	so	sew
--------	----	-----
- 

2. pair	pear	pear
---------	------	------
- 

3. eye	I	eye
--------	---	-----
- 

4. see	sea	sea
--------	-----	-----

217 Crazy Big Book of First Grade

page 217

Opposites and Homophones Name _____

Where's the Turkey?

Directions: Help the Pilgrim boy find the turkey. Then, color the picture.

218 Crazy Big Book of First Grade

page 218

Opposites and Homophones Name _____

Homophones

Directions: Read each sentence. Underline the two words that sound the same but are spelled differently and mean something different.

- Ian ate eight grapes.
- Kylie read Red Riding Hood.
- I went to buy two dolls.
- Five blue feathers blew in the wind.
- Would you get wood for the fire?

Crazy Big Book of First Grade 219

page 219

Following Directions and Word Order Name _____

In the City

Directions: Find and circle the words in the puzzle.

t	v	s	t	o	r	e	p
a	z	y	j	a	i	g	a
x	w	b	c	a	r	h	r
i	x	s	c	d	e	f	k
h	o	s	p	i	t	a	l
u	t	s	t	r	e	e	t

Crazy Big Book of First Grade 221

page 221

Following Directions and Word Order Name _____

Following Directions: Days of the Week

Calendars show the days of the week in order. Sunday comes first. Saturday comes last. There are five days in between. An **abbreviation** is a short way of writing words. The abbreviations for the days of the week are usually the first three or four letters of the word followed by a period.

Example: Sunday — Sun.

Directions: Write the days of the week in order on the calendar. Use the abbreviations.

Day 1	Day 2	Day 3
Sunday	Monday	Tuesday
Sun.	Mon.	Tues.
Day 4	Day 5	Day 6
Wednesday	Thursday	Friday
Wed.	Thurs.	Fri.
	Day 7	
	Saturday	
	Sat.	

Crazy Big Book of First Grade 222

page 222

Following Directions and Word Order Name _____

Fun in the Sand

Directions: Connect the dots from 1 to 8. Then, color the picture.

Crazy Big Book of First Grade 223

page 223

Following Directions and Word Order Name _____

Sentences

Sentences begin with capital letters.
Directions: Read the sentences and write them below. Begin each sentence with a capital letter.
Example: The cat is fat.

The cat is fat. 

my dog is big.
My dog is big. 

the boy is sad.
The boy is sad. 

bikes are fun!
Bikes are fun! 

dad can bake.
Dad can bake. 

224 Crazy Big Book of First Grade

page 224

Following Directions and Word Order Name _____

Underwater

Directions: Find and circle the words in the puzzle.

g	l	w	o	t	b	d	c	f	s	r	a
s	e	a	l	s	f	o	t	i	e	w	o
h	a	t	w	h	a	l	e	s	a	x	p
e	b	p	a	r	t	p	j	h	w	z	l
l	y	l	t	i	d	h	e	z	e	f	a
l	b	t	e	m	e	i	m	x	e	b	n
s	r	g	r	p	q	n	r	o	d	l	t
a	o	n	l	e	x	s	h	a	r	k	s

water seals
sharks fish
shrimp plants
shells whales
dolphins seaweed



Crazy Big Book of First Grade 225


page 225

Following Directions and Word Order Name _____


Word Order

If you change the order of the words in a sentence, you can change the meaning of the sentence.
Directions: Read the sentences. Draw a circle around the sentence that describes the picture.


Example:
The fox jumped over the dogs.
The dogs jumped over the fox.




1. The cat watched the bird.
The bird watched the cat.



2. The girl looked at the boy.
The boy looked at the girl.



3. The turtle ran past the rabbit.
The rabbit ran past the turtle.



226 Crazy Big Book of First Grade

page 226

Following Directions and Word Order Name _____

Find the Worm

Directions: Help the bird reach the worm.

Crazy Big Book of First Grade 227

page 227

Following Directions and Word Order Name _____

Tall and Short

Directions: Circle the words. The words go → and ↓.

e	p	t	f	t	g	r	i	a
k	w	f	s	a	v	n	e	w
c	g	o	w	k	n	z	v	f
l	t	r	i	e	w	r	o	l
o	y	g	q	x	p	l	a	y
s	m	e	h	y	c	j	p	d
e	b	t	y	s	o	f	t	s

Opposite of open
Opposite of work
Opposite of old
Opposite of give
Opposite of hard
Opposite of remember

Word Box:
play
forget
soft
fake
new
close

Crazy Big Book of First Grade 228

page 228

Following Directions and Word Order Name _____

Word Order

Directions: Look at the picture. Put the words in order. Write the sentences on the lines below.

- We made lemonade. some
- good. It was
- We the sold lemonade.
- cost It five cents.
- fun. We had.

1. We made some lemonade.

2. It was good.

3. We sold the lemonade.

4. It cost five cents.

5. We had fun.

Crazy Big Book of First Grade 229

page 229

Following Directions and Word Order Name _____

A Vacation at Sea

Directions: Connect the dots from 1 to 13. Then, color the picture.


Crazy Big Book of First Grade 230

page 230

Following Directions and Word Order Name _____

Word Order

Directions: Look at the picture. Put the words in the right order. Write the sentences on the lines below.



- a Jan starfish, has
- and Bill to Peg swim, like
- The shining, sun is
- sand, the in Jack plays
- cold, water The is

1. Maya has a starfish.
2. Lily and Tyler like to swim.
3. The sun is shining.
4. Jack plays in the sand.
5. The water is cold.


Crazy Big Book of First Grade 231

page 231

Following Directions and Word Order Name _____

A Perky Penguin

Directions: Help the mother penguin find the baby penguin.



Crazy Big Book of First Grade 232

page 232

Following Directions and Word Order Name _____

Word Order

Directions: Put the words in the right order to make a sentence. Write the sentences on the lines below.



- a gerbil, has Ann
- is The Mike, named gerbil
- likes eat, Mike to
- play, to Mike likes
- happy a is gerbil, Mike

1. Ann has a gerbil.
2. The gerbil is named Mike.
3. Mike likes to eat.
4. Mike likes to play.
5. Mike is a happy gerbil.


Crazy Big Book of First Grade 233

page 233

Following Directions and Word Order Name _____

Working on the Ocean

Directions: Connect the dots from 1 to 13. Then, color the picture.



Crazy Big Book of First Grade 234

page 234

Sentences Name _____

Word Order

Directions: Read the sentences and write them below. Begin each sentence with a capital letter. End each sentence with a period.

- most children like pets
- some children like dogs
- some children like cats
- some children like snakes
- some children like all animals



1. Most children like pets.

2. Some children like dogs.

3. Some children like cats.

4. Some children like snakes.

5. Some children like all animals.

236 Crazy Big Book of First Grade

page 236


Sentences Name _____

Play and Work

Directions: Circle the words. The words go -- and ↓.

e	n	w	p	u	l	i	c	t
m	t	q	b	m	i	d	f	a
x	h	a	l	o	n	g	u	d
g	i	c	w	r	f	d	y	d
a	n	p	f	a	l	s	e	j
k	p	s	n	z	t	h	i	p
b	o	t	t	o	m	v	i	b

Opposite of push
Opposite of true
Opposite of thick
Opposite of subtract
Opposite of top
Opposite of short



Word Box
thin
bottom
long
false
odd
pull

Crazy Big Book of First Grade 237


page 237

Sentences Name _____

Telling Sentences

Directions: Read the sentences and write them below. Begin each sentence with a capital letter. End each sentence with a period.

- I like to go to the store with Mom
- we go on Friday
- I get to push the cart
- I get to buy the cookies
- I like to help Mom



1. I like to go to the store with Mom.

2. We go on Friday.

3. I get to push the cart.

4. I get to buy the cereal.

5. I like to help Mom.

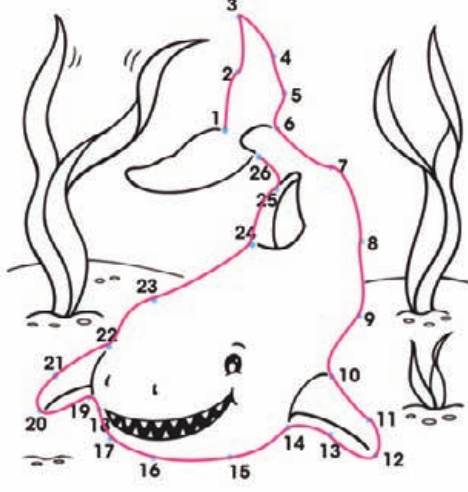
238 Crazy Big Book of First Grade

page 238

Sentences Name _____

Great White Shark

Directions: Connect the dots from 1 to 26. Then, color the picture.




Crazy Big Book of First Grade 239

page 239

Sentences _____ Name _____

Asking Sentences

Directions: Write the first word of each asking sentence. Be sure to begin each question with a capital letter. End each question with a question mark.



1. Do you like the zoo ? do
2. How much does it cost ? how
3. Can you feed the ducks ? can
4. Will you see the monkeys ? will
5. What time will you eat lunch ? what

240 Crazy Big Book of First Grade

page 240

Sentences _____ Name _____

Asking Sentences

Directions: Read the asking sentences. Write the sentences below. Begin each sentence with a capital letter. End each sentence with a question mark.

1. what game will we play
2. do you like to read
3. how old are you
4. who is your best friend
5. can you tie your shoes

1. What game will we play?
2. Do you like to read?
3. How old are you?
4. Who is your best friend?
5. Can you tie your shoes?


241 Crazy Big Book of First Grade

page 241

Sentences _____ Name _____

Where's the Glove?

Directions: Help the players find the baseball glove.




242 Crazy Big Book of First Grade

page 242

Sentences _____ Name _____

Telling Sentences

Directions: Look at the picture. In the space below, write one telling sentence about the picture. Then write one asking sentence about the picture.



Telling sentence: _____

Asking sentence: _____

Answers will vary.

243 Crazy Big Book of First Grade

page 243

Sentences Name _____

Ride the Waves

Directions: Connect the dots from 1 to 16. Then, color the picture.

244 Crazy Big Book of First Grade

page 244

Sentences Name _____

Periods and Question Marks

Directions: Put a period or a question mark at the end of each sentence below.

1. Do you like parades ?
2. The clowns lead the parade .
3. Can you hear the band ?
4. The balloons are big .
5. Can you see the horses ?

Crazy Big Book of First Grade 245

page 245





Grammar and Vocabulary Name _____

Is and Are

Use **is** in sentences about one person or one thing. Use **are** in sentences about more than one person or thing.

Example: The dog **is** barking.
The dogs **are** barking.

Directions: Write **is** or **are** in the sentences below.

1.  Jim **is** playing baseball.
2.  Eli and Sam **are** good friends.
3.  Cupcakes **are** my favorite treat.
4.  Amina **is** a good soccer player.

Crazy Big Book of First Grade 247






page 247

Grammar and Vocabulary Name _____

Is and Are

Directions: Write **is** or **are** in the sentences below.

Example: Lisa **is** sleeping.

1. Cats and dogs **are** good pets. 
2. Bill **is** my best friend. 
3. Apples **are** good to eat. 
4. We **are** going to the zoo. 
5. Pedro **is** coming to my house. 
6. When **are** you all going to the zoo?

Crazy Big Book of First Grade 248

page 248

Grammar and Vocabulary Name _____

In Space

Directions: Help the astronaut find the radio. Then, color the picture.

249

page 249

Grammar and Vocabulary Name _____

Vocabulary

Directions: Read the words. Trace and write them on the lines. Circle the word which completes each sentence. Write the word on the lines.

you and me you and me
you and me

I will play with you . you me

You can go with me . you me

Can you run with me ? you me

250

page 250

Grammar and Vocabulary Name _____

Vocabulary

Directions: Read the words. Trace and write them on the lines. Circle the word which completes each sentence. Write it on the lines.

over over over

under under under

The kite is under the tree. over under

The kite is over the tree. over under

251

page 251

Grammar and Vocabulary Name _____

In the Air

Directions: Find and circle the words in the puzzle.

p	f	b	l	i	m	p	y
l	e	g	k	i	t	e	j
a	d	h	i	b	k	z	e
n	x	c	j	m	a	l	t
e	r	o	c	k	e	t	u
w	v	g	l	i	d	e	r

jet kite

blimp plane

glider rocket

252

page 252


Grammar and Vocabulary Name _____


Vocabulary

Directions: Read the words. Trace and write them on the lines. Then, circle the word which completes each sentence. Write it on the line.

above **above** above

below **below** below

The fish is **below** the water. 

The fish is **above** the water. 

Crazy Big Book of First Grade 253

page 253


Grammar and Vocabulary Name _____


Vocabulary

Directions: Read and trace the words. Then circle the word which completes each sentence. Write it on the line.

inside **inside**

outside **outside**

The dog is **inside** his house. 

The dog is **outside** his house. 

Crazy Big Book of First Grade 254

page 254


Grammar and Vocabulary Name _____


Vocabulary

Directions: Read the words. Trace and write them on the lines. Then circle the word which completes each sentence. Write it on the line.

up **up** up

down **down** down

The flag is **up** the pole. 

The flag is **down** the pole. 


Crazy Big Book of First Grade 255

page 255

Numbers and Counting Name _____

Happy Hikers

Trace a path through the maze by counting from 1 to 10 in the correct order. Color the picture.



Crazy Big Book of First Grade 257

page 257

Numbers and Counting Name _____

Tusk, Tusk

Directions: Connect the dots from 1 to 13. Then, color to finish the picture.

258 Crazy Big Book of First Grade

page 258

Numbers and Counting Name _____

Rainbow-Colored Numbers

Color: 1's - red 2's - blue 3's - yellow 4's - green 5's - orange

259 Crazy Big Book of First Grade

page 259

Numbers and Counting Name _____

Way Up High

Directions: Connect the dots from 1 to 20. Then, color to finish the picture.

260 Crazy Big Book of First Grade

page 260

Numbers and Counting Name _____

Food Favorites

Count the pictures in each group. Circle the number. Color the pictures.

 8 3 5	 2 6 1
 3 7 9	 6 8 4
 5 10 6	 3 8 2

261 Crazy Big Book of First Grade

page 261

Numbers and Counting Name _____

Hammer Hunt

Directions: Help the bear find his hammer.

262 Crazy Big Book of First Grade

page 262

Numbers and Counting Name _____

George Giraffe

Directions: Connect the dots from 1 to 50. Then, color to finish the picture.

263 Crazy Big Book of First Grade

page 263

Numbers and Counting Name _____

Take an Animal Count!

Count each group of zoo animals. Draw a line from the number to the correct number word. The first one shows you what to do.

264 Crazy Big Book of First Grade

page 264

Numbers and Counting Name _____

Patty Panda

Directions: Connect the dots from 1 to 30. Then, color to finish the picture.

265 Crazy Big Book of First Grade

page 265

Numbers and Counting Name _____

Sheepish Shepherd

Count the sheep on the hill. Then, write that number on each tree.

266 Crazy Big Book of First Grade

page 266

Numbers and Counting Name _____

See the Shark

Directions: Connect the dots from 1 to 26. Then, color to finish the picture.

Crazy Big Book of First Grade 267

page 267

Numbers and Counting Name _____

Marvelous Marbles

Color the correct number of marbles in each bag.

268 Crazy Big Book of First Grade

page 268

Numbers and Counting Name _____

Something's Fishy

Directions: Help the fish find the bug. Then, color the picture.

Crazy Big Book of First Grade 269

page 269

Numbers and Counting Name _____

Numbers in a Row

Color the correct number of things in each row.

1	
2	
3	
4	
5	
6	
7	
8	
9	
10	

270 Crazy Big Book of First Grade

page 270

Numbers and Counting Name _____

Lionfish

Directions: Connect the dots from 1 to 20. Color.

271 Crazy Big Book of First Grade

page 271

Numbers and Counting Name _____

Number Pointers

Write the missing numbers on each pencil.

1	2	3	4	5	6	7	8	9	10

Good Work!

272 Crazy Big Book of First Grade

page 272

Numbers and Counting Name _____

Up and Away!

Directions: Connect the dots from 1 to 36. Then, color to finish the picture.

273 Crazy Big Book of First Grade

page 273

Numbers and Counting Name _____

A Tasty Treat

Read each number word. Write the matching number on the cone.

1 2 3 4 5 6 7 8 9 10

seven 7, nine 9, two 2, five 5
 three 3, ten 10, six 6
 one 1, eight 8, four 4

274 Crazy Big Book of First Grade

page 274

Numbers and Counting Name _____

A Beautiful Butterfly

Directions: Help the girl find the butterfly. Then, color the picture.

Crazy Big Book of First Grade 275

page 275

Numbers and Counting Name _____

Cat Napping

Count the cats in each bed. Write the correct number of cats in the box on each bed.

5, 9, 3, 12, 6, 10, 4, 2, 8, 11, 1, 7

276 Crazy Big Book of First Grade

page 276

Numbers and Counting Name _____

Carrying Cargo

Directions: Connect the dots from 1 to 20. Then, color to finish the picture.

Crazy Big Book of First Grade 277

page 277

Numbers and Counting Name _____

Thunder Showers

Directions: Find the path from the rain to the umbrella.

278 Crazy Big Book of First Grade

page 278

Numbers and Counting Name _____

Cat Napping

Connect the dots in order. Color the surprise.

Crazy Big Book of First Grade 279

page 279

Numbers and Counting Name _____

Farm Work

Directions: Connect the dots from 1 to 14. Then, color to finish the picture.

280 Crazy Big Book of First Grade

page 280

Numbers and Counting Name _____

Dot-to-Dot Fun

Connect the dots. Color the creature.

Crazy Big Book of First Grade 281

page 281

Numbers and Counting Name _____

Counting by Twos

Count by 2's to draw the path to the store.

282 Crazy Big Book of First Grade

page 282

Numbers and Counting Name _____

First Frost

Directions: Connect the dots from 1 to 15. Then, color to finish the picture.

283 Crazy Big Book of First Grade

page 283

Numbers and Counting Name _____

Two for the Pool

Count by 2's. Write the numbers to 30 in the water drops. Begin at the top of the slide and go down.

284 Crazy Big Book of First Grade

page 284

Numbers and Counting Name _____

Beeline to Spring

Directions: Help the honeybee find the apple blossom. Then, color the picture.

285 Crazy Big Book of First Grade

page 285

Numbers and Counting Name _____

Cookie Clues

Find out what holds something good! Count by 5's to connect the dots. Color the picture.

286 Crazy Big Book of First Grade

page 286

Numbers and Counting Name _____

Home Run

Directions: Help the baseball player find the baseball.

Crazy Big Book of First Grade 287

page 287

Numbers and Counting Name _____

Here, Chick-Chick-Chick

Directions: Connect the dots from 1 to 17. Then, color to finish the picture.

288 Crazy Big Book of First Grade

page 288

Numbers and Counting Name _____

Counting by Fives

Count by 5's to draw the path to the playground.

Crazy Big Book of First Grade 289

page 289

Numbers and Counting Name _____

Up the Ladder

Directions: Connect the dots from 1 to 19. Then, color to finish the picture.

290 Crazy Big Book of First Grade

page 290

Numbers and Counting Name _____

I'm Counting on You

Count by 2's. Trace and write the numbers below.

2 4 6 8 10 12 14 16 18 20

Count by 5's. Trace and write the numbers below.

5 10 15 20 25 30 35 40 45 50

Count by 2's. Connect the dots. Color the picture.

Count by 5's. Connect the dots. Color the picture.

291 Crazy Big Book of First Grade

page 291

Numbers and Counting Name _____

Play That Tune

Directions: Help the girl find the notes.

292 Crazy Big Book of First Grade

page 292

Numbers and Counting Name _____

Cockatoo

Directions: Connect the dots from 1 to 20. Then, color to finish the picture.

293 Crazy Big Book of First Grade

page 293

Numbers and Counting Name _____

Desert Trek

Count by 10's. Color each canteen with a 10 to lead the camel to the watering hole.

294 Crazy Big Book of First Grade

page 294

Numbers and Counting Name _____

Sand Dollar

Directions: Connect the dots from 11 to 20. Color.

Crazy Big Book of First Grade 295

page 295

Numbers and Counting Name _____

Counting by Twos, Fives, and Tens

Write the missing numbers.

Count by 2's.

2	4	6	8	10
12	14	16	18	30

Count by 5's.

5	10	20	30	40
50	60	70	80	90

Count by 10's.

10	20	30	40	50
60	70	80	90	100

296 Crazy Big Book of First Grade

page 296

Numbers and Counting Name _____

Paint a Picture

Directions: Help the artist find the paint.

Crazy Big Book of First Grade 297


page 297


Numbers and Counting Name _____

Critter Count


Count by 2's, 5's and 10's to find the "critter count."


Each worm = 2. Count by 2's to find the total.

 = 10


 = 16


Each turtle = 5. Count by 5's to find the total.

 = 20

 = 35

Each ladybug = 10. Count by 10's to find the total.

 = 50

 = 60

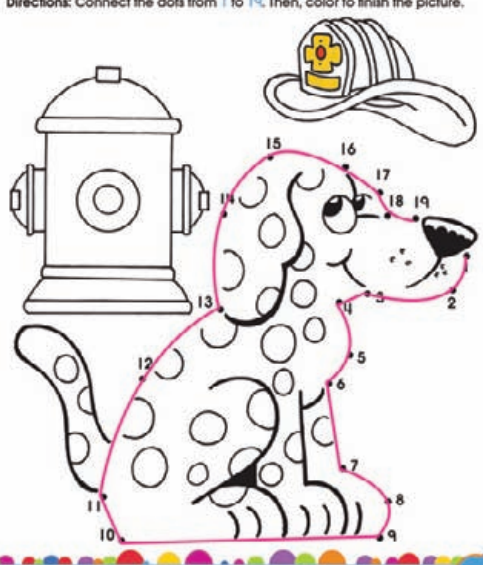
298 Crazy Big Book of First Grade

page 298

Numbers and Counting Name _____

Fire Dog on Duty

Directions: Connect the dots from 1 to 19. Then, color to finish the picture.



Crazy Big Book of First Grade 299

page 299

Numbers and Counting Name _____

Orderly Ordinals

Write each word on the correct line to put the words in order.

second	fifth	seventh	first	tenth
third	eighth	sixth	fourth	ninth

1. first 6. sixth


2. second 7. seventh


3. third 8. eighth


4. fourth 9. ninth


5. fifth 10. tenth


Which picture is circled in each row? Underline the word that tells the correct number.


 third fourth

 fourth sixth

 first ninth

 third fifth

 fifth sixth

 second third

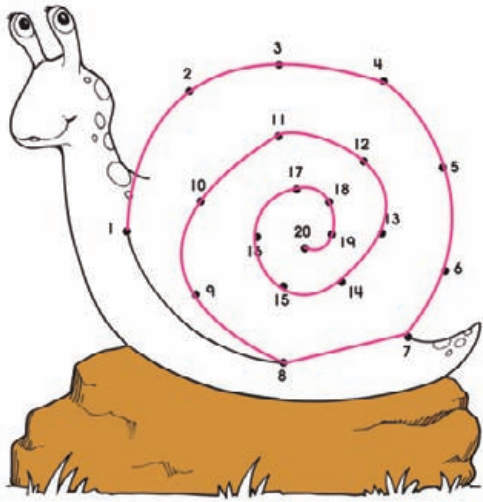
300 Crazy Big Book of First Grade

page 300

Numbers and Counting Name _____

Snail

Directions: Connect the dots from 1 to 20. Then, color to finish the picture.



Crazy Big Book of First Grade 301

page 301

Comparing Name _____

Largest and Smallest

In each shape, circle the smallest number. Draw a square around the largest number.

303 Crazy Big Book of First Grade

page 303

Comparing Name _____

Find the Flags

Directions: Find the way to the American and Canadian flags.

304 Crazy Big Book of First Grade

page 304

Comparing Name _____

Fishing for Answers

5 > 3
5 is greater than 3

3 < 5
3 is less than 5

Write the missing numbers in the number line.

1	2	3	4	5	6	7	8	9	10
---	---	---	---	---	---	---	---	---	----

3 > 2

3 < 4

Write > or <. Use the number line to help you.

5 > 2	1 < 7	1 < 9	8 > 5
3 < 4	9 > 3	8 > 7	2 < 4
6 > 5	5 > 3	5 < 7	3 < 5
7 > 3	7 > 6	2 < 8	4 > 2

305 Crazy Big Book of First Grade

page 305

Comparing Name _____

Spotted Drum

Directions: Connect the dots from 11 to 20. Color.

306 Crazy Big Book of First Grade

page 306

Comparing _____ Name _____

Ride the Wave

Directions: Help the surfer reach the boy on the beach.

Crazy Big Book of First Grade 307

page 307

Comparing _____ Name _____

"Mouth" Math

Write $<$ or $>$ in each circle. Make sure the "mouth" is open toward the greater number.

36 $<$ 49	35 $<$ 53
20 $>$ 18	74 $>$ 21
53 $<$ 76	68 $<$ 80
29 $>$ 26	45 $>$ 19
90 $>$ 89	70 $>$ 67

Crazy Big Book of First Grade 308

page 308

Comparing _____ Name _____

Let's Get to Work

Directions: Help the driver find the dump truck. Then, color the picture.

Crazy Big Book of First Grade 309

page 309

Comparing _____ Name _____

Sharing Time

Directions: Connect the dots from 1 to 10. Then, color to finish the picture.

Crazy Big Book of First Grade 310

page 310

Comparing Name _____

Who Has the Most?

Circle the correct answer.

1. Traci has 3 🍌's.
Bob has 4 🍌's.
Bill has 5 🍌's.
Who has the most 🍌's?
Traci Bob **Bill**

2. Pam has 7 🍌's.
Joe has 5 🍌's.
Jane has 6 🍌's.
Who has the most 🍌's?
Pam Joe Jane

3. Jennifer has 23 🍌's.
Sandy has 19 🍌's.
Jack has 25 🍌's.
Who has the most 🍌's?
Jennifer Sandy **Jack**

4. All has 19 🍌's.
Burt has 18 🍌's.
Brent has 17 🍌's.
Who has the most 🍌's?
All Burt Brent

5. The boys have 14 🍌's.
The girls have 16 🍌's.
The teachers have 17 🍌's.
Who has the most 🍌's?
boys girls **teachers**

6. Rose has 12 🍌's.
Betsy has 11 🍌's.
Leslie has 13 🍌's.
Who has the most 🍌's?
Rose Betsy **Leslie**

Crazy Big Book of First Grade 311

page 311

Comparing Name _____

Past and Present Plants

Directions: Connect the dots from 1 to 26. Then, color to finish the picture.

Crazy Big Book of First Grade 312

page 312

Comparing Name _____

Who Has the Fewest?

Circle the correct answer.

1. Pat had 4 🍌's.
Charles had 3 🍌's.
Andrea had 5 🍌's.
Who had the fewest number of 🍌's?
Pat **Charles** Andrea

2. Jeff has 5 🍌's.
John has 4 🍌's.
Bill has 6 🍌's.
Who has the fewest number of 🍌's?
Jeff **John** Bill

3. Jane has 7 🍌's.
Susan has 9 🍌's.
Fred has 8 🍌's.
Who has the fewest number of 🍌's?
Jane Susan Fred

4. Charles bought 12 🍌's.
Rose bought 6 🍌's.
Dawn bought 24 🍌's.
Who bought the fewest number of 🍌's?
Charles **Rose** Dawn

5. John had 9 🍌's.
Jack had 8 🍌's.
Mark had 7 🍌's.
Who had the fewest number of 🍌's?
John Jack **Mark**

6. Edith bought 12 🍌's.
Michelle bought 16 🍌's.
Marty bought 13 🍌's.
Who bought the fewest number of 🍌's?
Edith Michelle Marty

Crazy Big Book of First Grade 313

page 313

Comparing Name _____

A Plant Eater

Directions: Connect the dots from 1 to 26. Then, color to finish the picture.

Crazy Big Book of First Grade 314

page 314

Comparing Name _____

A Lucky Pearl

Directions: Help the diver find the pearl. Then, color the picture.

Crazy Big Book of First Grade 315

page 315

Addition and Subtraction Name _____

Sum It Up

Roll a pair of dice. Write the addend from each die on the lines below. Add to find each sum.

_____ + _____ = _____

_____ + _____ = _____

_____ + _____ = _____

_____ + _____ = _____

_____ + _____ = _____

_____ + _____ = _____

_____ + _____ = _____

_____ + _____ = _____

_____ + _____ = _____

_____ + _____ = _____

Answers will vary.

Crazy Big Book of First Grade 317

page 317

Addition and Subtraction Name _____

What's Cooking?

Directions: Help the cook find the barbecue.

Crazy Big Book of First Grade 318

page 318

Addition and Subtraction Name _____

Beary Good

Put counters on each bear to add. Write the sums below.

$3 + 2 = \underline{5}$ $5 + 0 = \underline{5}$ $1 + 6 = \underline{7}$

$\begin{array}{r} 6 \\ +1 \\ \hline 7 \end{array}$	$\begin{array}{r} 3 \\ +4 \\ \hline 7 \end{array}$	$\begin{array}{r} 2 \\ +3 \\ \hline 5 \end{array}$	$\begin{array}{r} 5 \\ +2 \\ \hline 7 \end{array}$	$\begin{array}{r} 7 \\ +1 \\ \hline 8 \end{array}$
$\begin{array}{r} 8 \\ +0 \\ \hline 8 \end{array}$	$\begin{array}{r} 4 \\ +5 \\ \hline 9 \end{array}$	$\begin{array}{r} 3 \\ +6 \\ \hline 9 \end{array}$	$\begin{array}{r} 2 \\ +6 \\ \hline 8 \end{array}$	$\begin{array}{r} 3 \\ +5 \\ \hline 8 \end{array}$

Crazy Big Book of First Grade 319

page 319

Addition and Subtraction Name _____

Indian Corn

Directions: Connect the dots from 1 to 13. Then, color to finish the picture.

320 Crazy Big Book of First Grade

page 320

Addition and Subtraction Name _____

How Many in All?

Write two addition sentences for each picture story. Find how many in all.

Example:

321 Crazy Big Book of First Grade

page 321

Addition and Subtraction Name _____

A Surprise for a Caterpillar

Directions: Help the caterpillar find the leaves. Then, color the picture.

322 Crazy Big Book of First Grade

page 322

Addition and Subtraction Name _____

How Many Robots in All?

Look at the pictures. Complete the addition sentences.

+ How many s are there in all? $2 + 4 = 6$	+ How many s are there in all? $3 + 5 = 8$
+ How many s are there in all? $4 + 3 = 7$	+ How many s are there in all? $4 + 1 = 5$
+ How many s are there in all? $2 + 5 = 7$	+ How many s are there in all? $4 + 4 = 8$

323 Crazy Big Book of First Grade

page 323

Addition and Subtraction Name _____

Andy Antelope

Directions: Connect the dots from 1 to 25. Then, color to finish the picture.

324 Crazy Big Book of First Grade

page 324

Addition and Subtraction Name _____

How Many Rabbits?

Look at the pictures. Complete the addition sentences.

 How many rabbits are there in all? $1 + 1 = 2$	 How many rabbits are there in all? $3 + 6 = 9$
 How many rabbits are there in all? $6 + 1 = 7$	 How many rabbits are there in all? $3 + 4 = 7$
 How many rabbits are there in all? $4 + 5 = 9$	 How many rabbits are there in all? $2 + 3 = 5$

325 Crazy Big Book of First Grade

page 325

Addition and Subtraction Name _____

A Cold Walk

Directions: Help the penguin find the way to its igloo.

326 Crazy Big Book of First Grade

page 326

Addition and Subtraction Name _____

Sailing Away

Directions: Connect the dots from 1 to 13. Then, color to finish the picture.





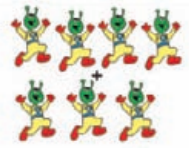







327 Crazy Big Book of First Grade

page 327

Addition and Subtraction Name _____

Alien Problems

Look of the pictures. Complete the addition sentences.

 +  $2 + 3 = \underline{5}$	 +  $1 + 7 = \underline{8}$
 +  $4 + 3 = \underline{7}$	 +  $5 + 0 = \underline{5}$
 +  $3 + 3 = \underline{6}$	 +  $4 + 5 = \underline{9}$













328 Crazy Big Book of First Grade

page 328

Addition and Subtraction Name _____

Addition Antics

Look of the pictures. Complete the addition sentences.

 +  $1 + 3 = \underline{4}$	 +  $2 + 4 = \underline{6}$
 +  $3 + 5 = \underline{8}$	 +  $6 + 2 = \underline{8}$
 +  $8 + 1 = \underline{9}$	 +  $0 + 7 = \underline{7}$

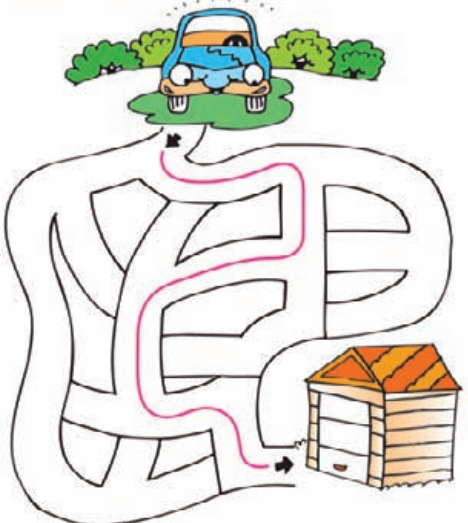
329 Crazy Big Book of First Grade

page 329

Addition and Subtraction Name _____

Park the Car

Directions: Drive the car to the garage.















330 Crazy Big Book of First Grade

page 330

Addition and Subtraction Name _____

Pet Picture Problems

Circle the picture which matches the addition sentence.

$1 + 2 = 3$ 	$3 + 2 = 5$ 
	
$2 + 4 = 6$ 	$3 + 3 = 6$ 
	
$3 + 4 = 7$ 	$1 + 6 = 7$ 
	

331 Crazy Big Book of First Grade

page 331

Addition and Subtraction Name _____

Bob Bighorn

Directions: Connect the dots from 1 to 25. Then, color to finish the picture.

332 Crazy Big Book of First Grade

page 332

Addition and Subtraction Name _____

The Missing Chickens

Draw the missing pictures. Complete the addition sentences.

 $1 + 2 = 3$	 $3 + 3 = 6$
 $5 + 2 = 7$	 $2 + 3 = 5$
 $4 + 4 = 8$	 $7 + 1 = 8$

333 Crazy Big Book of First Grade

page 333

Addition and Subtraction Name _____

Time for a Scrub!

Directions: Help the robin find the birdbath. Then, color the picture.

334 Crazy Big Book of First Grade

page 334

Addition and Subtraction Name _____

Addition Grid

Write the sums where the columns and rows meet. The first one shows you what to do.

+	1	2	3	4	5	6	7	8	9	10
1	2	3	4	5	6	7	8	9	10	11
2	3	4	5	6	7	8	9	10	11	12
3	4	5	6	7	8	9	10	11	12	13
4	5	6	7	8	9	10	11	12	13	14
5	6	7	8	9	10	11	12	13	14	15
6	7	8	9	10	11	12	13	14	15	16
7	8	9	10	11	12	13	14	15	16	17
8	9	10	11	12	13	14	15	16	17	18
9	10	11	12	13	14	15	16	17	18	19
10	11	12	13	14	15	16	17	18	19	20

335 Crazy Big Book of First Grade

page 335

Addition and Subtraction Name _____

An Old View

Directions: Connect the dots from 1 to 20. Then, color to finish the picture.

336 Crazy Big Book of First Grade

page 336

Addition and Subtraction Name _____

Path Problems

Add to find the sum. Show the detective the correct path. Color the path with sums of 13.

337 Crazy Big Book of First Grade

page 337

Addition and Subtraction Name _____

Back from the Fire

Directions: Help the fire engine get to the fire station. Then, color the picture.

338 Crazy Big Book of First Grade

page 338

Addition and Subtraction Name _____

Ray

Directions: Connect the dots from 1 to 26. Color.

339 Crazy Big Book of First Grade


page 339

Addition and Subtraction Name _____

Plenty to Wear!

The key words "in all" tell you to add. Circle the key words "in all" and solve the problems.

1. Jack has 4 white shirts and 2 yellow shirts. How many shirts does Jack have in all?



$4 + 2 = 6$

2. Allison has 4 pink blouses and 6 red ones. How many blouses does Allison have in all?

$4 + 6 = 10$

3. Charley has 3 pairs of summer pants and 8 pairs of winter pants. How many pairs of pants does Charley have in all?

$3 + 8 = 11$

4. Betsy has 2 black skirts and 7 blue skirts. In all, how many skirts does Betsy have?

$2 + 7 = 9$

5. Jeff has 5 knit hats and 5 cloth hats. How many hats does Jeff have in all?

$5 + 5 = 10$

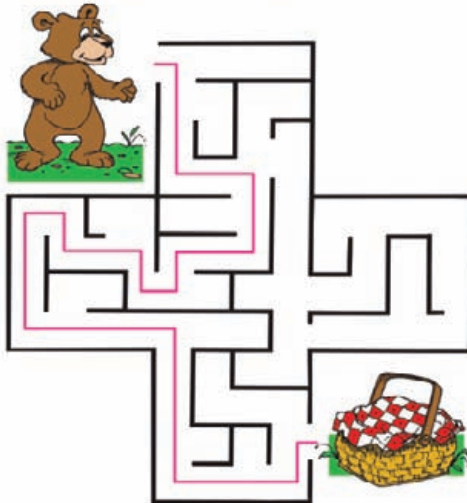
310 Crazy Big Book of First Grade

page 340

Addition and Subtraction Name _____

Snack Time

Directions: Help the bear find the picnic basket.



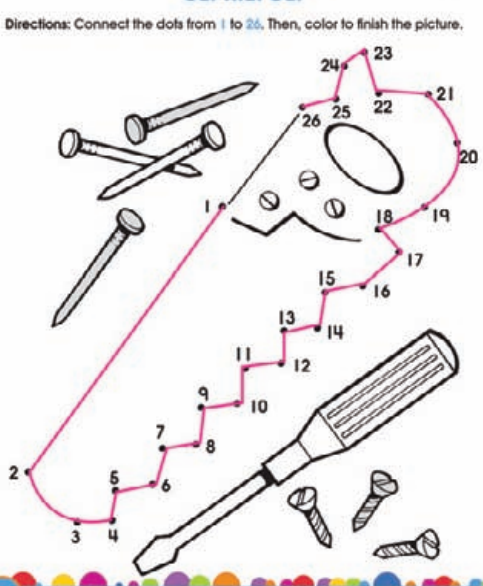
311 Crazy Big Book of First Grade

page 341

Addition and Subtraction Name _____

Cut That Out

Directions: Connect the dots from 1 to 26. Then, color to finish the picture.



312 Crazy Big Book of First Grade

page 342

Addition and Subtraction Name _____

Solving Stories

Write a number sentence to solve each problem.



1. Brad ate 5 slices of pizza. Todd ate 3. How many slices of pizza did both boys eat? They ate 8 slices of pizza.

2. Sam scored 4 points for the team. Dave scored 4 points. How many points did Sam and Dave score? They scored 8 points.

3. Missy bought 6 dresses. Dot bought 3. How many dresses did they buy in all? They bought 9 dresses in all.

4. 3 bears are having a picnic. 2 more bears join the fun. How many bears are having a picnic now? 5 bears are having a picnic.

313 Crazy Big Book of First Grade

page 343

Addition and Subtraction Name _____

A Four-Alarm Maze

Directions: Help the firefighter get to the fire. Then, color the picture.

344 Crazy Big Book of First Grade

page 344

Addition and Subtraction Name _____

Sea Creature Subtraction

Look at the pictures. Complete the subtraction sentences.

<p>How many fish's are left? $4 - 4 = 0$</p>	<p>How many whales's are left? $6 - 2 = 4$</p>
<p>How many fish's are left? $7 - 3 = 4$</p>	<p>How many cows's are left? $6 - 5 = 1$</p>
<p>How many octopus's are left? $8 - 3 = 5$</p>	<p>How many seals's are left? $5 - 2 = 3$</p>

345 Crazy Big Book of First Grade

page 345

Addition and Subtraction Name _____

Donkey

Directions: Connect the dots from 1 to 26. Then, color to finish the picture.

346 Crazy Big Book of First Grade

page 346

Addition and Subtraction Name _____

Transportation Problems

Look at the pictures. Complete the subtraction sentences.

<p>$4 - 1 = 3$</p>	<p>$6 - 2 = 4$</p>
<p>$5 - 3 = 2$</p>	<p>$7 - 3 = 4$</p>
<p>$5 - 2 = 3$</p>	<p>$7 - 5 = 2$</p>

347 Crazy Big Book of First Grade

page 347

Addition and Subtraction Name _____

Pancakes

Directions: Help the syrup reach the pancakes. Then, color the picture.

348 Crazy Big Book of First Grade

page 348

Addition and Subtraction Name _____

What's Left?

Look at the pictures. Complete the subtraction sentences.

$6 - 2 = 4$

$9 - 5 = 4$

$7 - 2 = 5$

$4 - 1 = 3$

$8 - 1 = 7$

$4 - 0 = 4$

349 Crazy Big Book of First Grade

page 349

Addition and Subtraction Name _____

Off to Space

Directions: Connect the dots from 1 to 25. Then, color to finish the picture.

350 Crazy Big Book of First Grade

page 350

Addition and Subtraction Name _____

Take It Away!

Look at the pictures. Complete the subtraction sentences.

$5 - 2 = 3$

$6 - 1 = 5$

$7 - 4 = 3$

$8 - 3 = 5$

$9 - 2 = 7$

$4 - 4 = 0$

351 Crazy Big Book of First Grade

page 351

Addition and Subtraction Name _____

Scott's Sled

Directions: Show Scott the trail to his sled.

352 Crazy Big Book of First Grade

page 352

Addition and Subtraction Name _____

Take It Slow!

Solve the subtraction sentences below. Use the code to color the turtle.

Code:
 2 — red
 3 — blue
 4 — yellow
 5 — green

353 Crazy Big Book of First Grade

page 353

Addition and Subtraction Name _____

Moray Eel

Directions: Connect the dots from 1 to 26. Then, color the picture.

354 Crazy Big Book of First Grade

page 354

Addition and Subtraction Name _____

How Many Animals Are Left?

The key word "left" tells you to subtract. Circle the key word "left." Write a number sentence to solve each subtraction problem.

- Bill had 10 kittens, but 4 of them ran away. How many kittens does he have left?
 $10 - 4 = 6$
- There were 12 rabbits eating in the garden. Dogs chased 3 of them away. How many rabbits were left?
 $12 - 3 = 9$
- There were 14 frogs on the bank of the pond. Then, 9 of them hopped into the water. How many frogs were left on the bank?
 $14 - 9 = 5$
- Bill saw 11 birds eating from the bird feeders in his backyard. A cat scared 7 of them away. How many birds were left at the feeders?
 $11 - 7 = 4$
- Bill counted 15 robins in his yard. Then, 8 of the robins flew away. How many robins were left in the yard?
 $15 - 8 = 7$

355 Crazy Big Book of First Grade

page 355

Addition and Subtraction Name _____

A Pretty Gift

Directions: Connect the dots from 1 to 26. Then, color the picture.

356 Crazy Big Book of First Grade

page 356

Addition and Subtraction Name _____

Picture Problems: Addition

Directions: Solve the number problem under each picture.

$6 + 2 = 8$	$3 + 1 = 4$
$5 + 3 = 8$	$1 + 7 = 8$
$4 + 5 = 9$	$0 + 7 = 7$

357 Crazy Big Book of First Grade

page 357

Addition and Subtraction Name _____

Flying Fish

Directions: Connect the dots from 1 to 25. Then, color the picture.

358 Crazy Big Book of First Grade

page 358

Addition and Subtraction Name _____

Fly Away

Directions: Find the path back to the town.







359 Crazy Big Book of First Grade

page 359

Addition and Subtraction Name _____

Picture Problems: Addition

Directions: Solve the number problem under each picture.

 $1 + 3 = 4$	 $2 + 4 = 6$
 $3 + 5 = 8$	 $6 + 2 = 8$
 $8 + 1 = 9$	 $0 + 7 = 7$


360 Crazy Big Book of First Grade

page 360

Addition and Subtraction Name _____

Sun and Swim

Directions: Help the crocodile swim to the grassy bank.









361 Crazy Big Book of First Grade

page 361

Addition and Subtraction Name _____

Picture Problems: Subtraction

Directions: Solve the number problem under each picture.

 $5 - 2 = 3$	 $6 - 1 = 5$
 $7 - 4 = 3$	 $8 - 3 = 5$
 $9 - 2 = 7$	 $4 - 4 = 0$

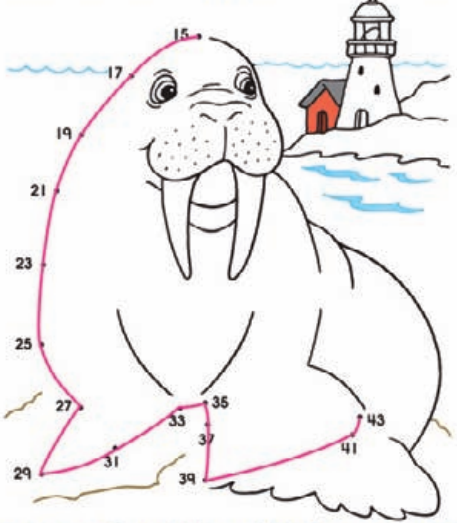
362 Crazy Big Book of First Grade

page 362

Addition and Subtraction Name _____

A Big Walrus

Directions: Connect the dots from 15 to 43. Then, color to finish the picture.









363 Crazy Big Book of First Grade

page 363

Addition and Subtraction Name _____

Picture Problems: Subtraction

Directions: Solve the number problem under each picture.

 $6 - 2 = \underline{4}$	 $9 - 5 = \underline{4}$
 $7 - 2 = \underline{5}$	 $4 - 1 = \underline{3}$
 $8 - 1 = \underline{7}$	 $4 - 0 = \underline{4}$

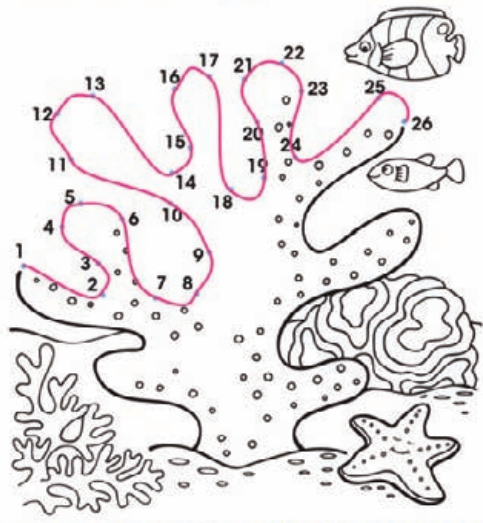
364 Crazy Big Book of First Grade

page 364

Addition and Subtraction Name _____

Coral Reefs

Directions: Connect the dots from 1 to 26. Then, color to finish the picture.




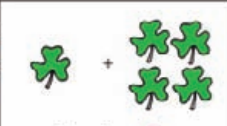




365 Crazy Big Book of First Grade

page 365

Addition and Subtraction Name _____

Picture Problems: Addition and Subtraction

Directions: Solve the number problem under each picture.

 $7 - 4 = \underline{3}$	 $1 + 4 = \underline{5}$
 $3 + 5 = \underline{8}$	 $8 - 1 = \underline{7}$
 $9 + 5 = \underline{14}$	 $6 - 3 = \underline{3}$


366 Crazy Big Book of First Grade

page 366

Addition and Subtraction Name _____

Clean-up Time

Directions: Help the boy get to the shopping cart. Then, color the picture.









367 Crazy Big Book of First Grade

page 367

Addition and Subtraction Name _____

Picture Problems: Addition and Subtraction

Directions: Solve the number problem under each picture. Write + or - to show if you should add or subtract.

 How many pencils in all? $4 + 5 = 9$	 How many ladybugs in all? $7 + 5 = 12$
 How many feathers are left? $12 - 3 = 9$	 How many balloons are left? $15 - 8 = 7$
 How many books in all? $5 + 8 = 13$	 How many people are left? $11 - 4 = 7$


368 Crazy Big Book of First Grade

page 368

Addition and Subtraction Name _____

Let's Fish

Directions: Help the fisherman find the fish. Then, color the picture.



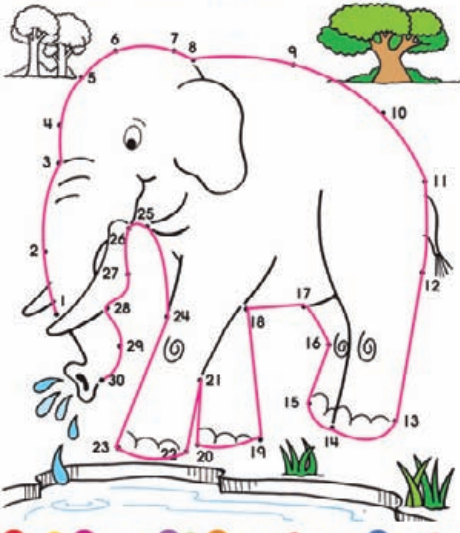
369 Crazy Big Book of First Grade

page 369

Addition and Subtraction Name _____

Erin Elephant

Directions: Connect the dots from 1 to 30. Then, color to finish the picture.



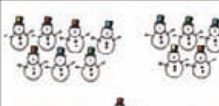





370 Crazy Big Book of First Grade

page 370

Addition and Subtraction Name _____

Picture Problems: Addition and Subtraction

Directions: Solve the number problem under each picture. Write + or - to show if you should add or subtract.

 How many snow globes in all? $7 + 5 = 12$	 How many stars are left? $8 - 3 = 5$
 How many flowers are left? $9 - 4 = 5$	 How many people in all? $14 + 1 = 15$
 How many pencils are left? $15 - 6 = 9$	 How many marbles in all? $9 + 5 = 14$

371 Crazy Big Book of First Grade

page 371

Addition and Subtraction Name _____

Larry Lion

Directions: Connect the dots from 1 to 25. Then, color to finish the picture.

372 Crazy Big Book of First Grade

page 372

Addition and Subtraction Name _____

Humpty Dumpty

Directions: Help Humpty Dumpty find the bandage. Then, color the picture.

373 Crazy Big Book of First Grade

page 373

Addition and Subtraction Name _____

Addition and Subtraction

Directions: Solve the number problem under each picture. Write + or - to show if you should add or subtract.

<p>How many s are left? $12 - 4 = 8$</p>	<p>How many s in all? $6 + 8 = 14$</p>
<p>How many s are left? $4 - 4 = 0$</p>	<p>How many s are left? $11 - 7 = 4$</p>
<p>How many s in all? $9 + 3 = 12$</p>	<p>How many s in all? $10 + 0 = 10$</p>

374 Crazy Big Book of First Grade

page 374

Addition and Subtraction Name _____

Apple Search

Directions: Help the elephant find more apples for her pie.

375 Crazy Big Book of First Grade

page 375

Addition and Subtraction Name _____

Cat's Perch

Directions: Connect the dots from 1 to 20. Then, color to finish the picture.





376 Crazy Big Book of First Grade

page 376

Addition and Subtraction Name _____

Addition and 1-5

Directions: Count the tools in each tool box. Write your answers in the blanks. Circle the problem that matches your answer.

 <u>4</u>	 <u>6</u>
$\begin{array}{r} 2 \\ +2 \\ \hline \end{array}$	$\begin{array}{r} 2 \\ +1 \\ \hline \end{array}$
	$\begin{array}{r} 5 \\ +0 \\ \hline \end{array}$
	$\begin{array}{r} 4 \\ +2 \\ \hline \end{array}$
 <u>8</u>	 <u>5</u>
$\begin{array}{r} 6 \\ +2 \\ \hline \end{array}$	$\begin{array}{r} 4 \\ +3 \\ \hline \end{array}$
	$\begin{array}{r} 3 \\ +1 \\ \hline \end{array}$
	$\begin{array}{r} 2 \\ +3 \\ \hline \end{array}$

377 Crazy Big Book of First Grade

page 377

Addition and Subtraction Name _____

Ready for Action

Directions: Connect the dots from 1 to 26. Then, color to finish the picture.

378 Crazy Big Book of First Grade

page 378

Addition and Subtraction Name _____

Where's the Worm?

Directions: Help the early bird catch the worm.


379 Crazy Big Book of First Grade





page 379

Addition and Subtraction Name _____

Addition 1-5

Directions: Look at the red numbers, and draw that many more flowers in the pot. Count them to get your total.

Example: $3 + 2 = 5$ 

 $1 + 4 = 5$	$\begin{array}{r} 1 \\ + 1 \\ \hline 2 \end{array}$ 
$\begin{array}{r} 2 \\ + 2 \\ \hline 4 \end{array}$ 	 $3 + 1 = 4$


380 Crazy Big Book of First Grade

page 380

Addition and Subtraction Name _____

Full of Apples

Directions: Connect the dots from 1 to 26. Then, color to finish the picture.




381 Crazy Big Book of First Grade

page 381

Addition and Subtraction Name _____

A Lost Viking

Directions: Help the Viking find his ship.




382 Crazy Big Book of First Grade





page 382

Addition and Subtraction Name _____

Addition 1-5

Directions: Add the numbers. Put your answers in the nests.

Example: $2 + 3 = 5$ 

 $1 + 2 = 3$	 $1 + 3 = 4$
 $4 + 1 = 5$	 $1 + 1 = 2$

383 Crazy Big Book of First Grade

page 383

Addition and Subtraction Name _____

Lock and Key

Directions: Help the key find the lock.

384 Crazy Big Book of First Grade

page 384

Addition and Subtraction Name _____

Addition 6-10

Directions: Add the numbers. Put your answers in the doghouses.

Example: $4 + 2 = 6$

$2 + 6 = 8$	$7 + 3 = 10$
$6 + 1 = 7$	$4 + 5 = 9$
$6 + 2 = 8$	$7 + 2 = 9$

385 Crazy Big Book of First Grade

page 385

Addition and Subtraction Name _____

Leon Leopard

Directions: Connect the dots from 1 to 30. Then, color to finish the picture.

386 Crazy Big Book of First Grade

page 386

Addition and Subtraction Name _____

Subtraction 1-5

Directions: Subtract the red numbers by crossing out that many flowers in the pot. Count the ones not crossed out to get the answer.

Example: $2 - 1 = 1$

$5 - 2 = 3$	$\begin{array}{r} 4 \\ -2 \\ \hline 2 \end{array}$
$\begin{array}{r} 3 \\ -1 \\ \hline 2 \end{array}$	$4 - 3 = 1$

387 Crazy Big Book of First Grade

page 387

Addition and Subtraction Name _____

Carmen Camel

Directions: Connect the dots from 1 to 40. Then, color to finish the picture.

388 Crazy Big Book of First Grade

page 388

Addition and Subtraction Name _____

Subtraction 1-5

Directions: Count the fruit in each bowl. Write your answers on the blanks. Circle the problem that matches your answer.

 $\begin{array}{r} 4 \\ 5 \\ -1 \\ \hline \end{array}$	4 4 -2	 $\begin{array}{r} 3 \\ 3 \\ -0 \\ \hline \end{array}$	3 4 -2
 $\begin{array}{r} 4 \\ 5 \\ -1 \\ \hline \end{array}$	4 4 -3	 $\begin{array}{r} 5 \\ 3 \\ -2 \\ \hline \end{array}$	5 5 -0

389 Crazy Big Book of First Grade

page 389

Addition and Subtraction Name _____

Sail Away

Directions: Help the sailor find the anchor.

390 Crazy Big Book of First Grade

page 390

Addition and Subtraction Name _____

Subtraction 6-10

Directions: Count the flowers. Write your answer on the blank. Circle the problem that matches your answer.

 $\begin{array}{r} 9 \\ 10 \\ -1 \\ \hline \end{array}$	9 9 -1	 $\begin{array}{r} 6 \\ 7 \\ -2 \\ \hline \end{array}$	9 9 -3
 $\begin{array}{r} 8 \\ 9 \\ -6 \\ \hline \end{array}$	8 8 -0	 $\begin{array}{r} 7 \\ 10 \\ -2 \\ \hline \end{array}$	8 8 -1

391 Crazy Big Book of First Grade

page 391

Addition and Subtraction Name _____

"Dino"-mite Math!

Add or subtract. Match the related facts.

$5 + 9 = 14$	$6 + 9 = 15$
$8 + 7 = 15$	$14 - 9 = 5$
$15 - 9 = 6$	$15 - 7 = 8$
$17 - 8 = 9$	$14 - 7 = 7$
$7 + 7 = 14$	$9 + 8 = 17$

Add or subtract to solve the problems below. Color the spaces brown with answers greater than 12. Color the other spaces green.

392 Crazy Big Book of First Grade

page 392

Addition and Subtraction Name _____

Fabulous Flowers

Directions: Help the girl reach the flowers.

393 Crazy Big Book of First Grade

page 393

Addition and Subtraction Name _____

What Was the Question?

Draw a line under the question that matches the picture, then, solve the problems.

1. How many 's are there in all?
How many 's are left?
 $11 - 7 = 4$

2. How many 's are there in all?
How many 's are left?
 $4 + 5 = 9$

3. How many 's are there in all?
How many 's are left?
 $8 - 3 = 5$

4. How many 's are there in all?
How many 's are left?
 $10 - 4 = 6$

5. How many 's are there in all?
How many 's are left?
 $5 + 6 = 11$

6. How many 's are there in all?
How many 's are left?
 $8 + 4 = 12$

394 Crazy Big Book of First Grade

page 394

Addition and Subtraction Name _____

Rico Rhinoceros

Directions: Connect the dots from 1 to 25. Then, color to finish the picture.


395 Crazy Big Book of First Grade



page 395


Addition and Subtraction Name _____



Sunny Day Delight


Draw a line under the question that matches the picture. Then, solve the problems.






1. How many 's are there in all?
How many 's are left?
 $6 + 6 = 12$






2. How many 's are there in all?
How many 's are left?
 $13 - 4 = 9$






3. How many 's are there in all?
How many 's are left?
 $9 + 5 = 14$





4. How many 's are there in all?
How many 's are left?
 $13 - 5 = 8$



5. How many 's are there in all?
How many 's are left?
 $7 + 7 = 14$



6. How many 's are there in all?
How many 's are left?
 $9 - 5 = 4$

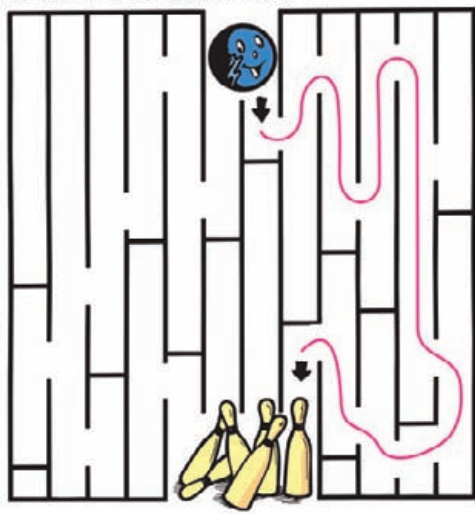
396 Crazy Big Book of First Grade

page 396

Addition and Subtraction Name _____

Bowling Fun

Directions: Help the bowling ball find the pins.



397 Crazy Big Book of First Grade

page 397


Addition and Subtraction Name _____

Add or Subtract?

The keywords "in all" tell you to add. The key word "left" tells you to subtract. Circle the key words and write + or - in the circles. Then, solve the problems.

1. The pet store has 3 large dogs and 5 small dogs. How many dogs are there in all?

$3 \text{ (+) } 5 = 8$



4. The pet store gave Linda's class 2 adult gerbils and 9 young ones. How many gerbils did Linda's class get in all?

$2 \text{ (+) } 9 = 11$

2. The pet store had 9 parrots and then sold 4 of them. How many parrots does the pet store have left?

$9 \text{ (-) } 4 = 5$

5. The monkey at the pet store has 5 rubber toys and 4 wooden toys. How many toys does the monkey have in all?

$5 \text{ (+) } 4 = 9$

3. At the pet store, 3 of the 8 kittens were sold. How many kittens are left in the pet store?

$8 \text{ (-) } 3 = 5$

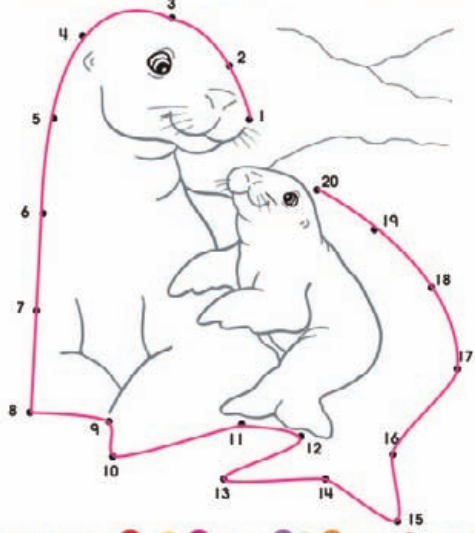
398 Crazy Big Book of First Grade

page 398

Addition and Subtraction Name _____

Time to Sleep

Directions: Connect the dots from 1 to 20. Then, color to finish the picture.




399 Crazy Big Book of First Grade


page 399


Place Value Name _____


Table Time

Use the place value board to build each number. Write the numbers in the tables.

tens	ones		tens	ones
3	4		1	9

tens	ones		tens	ones
2	7		4	2

tens	ones		tens	ones
5	0		6	5

tens	ones		tens	ones
0	4		2	3


Crazy Big Book of First Grade 401

page 401

Place Value Name _____

Super Sleuths

Directions: Help the detectives find the magnifying glass. Then, color the picture.




Crazy Big Book of First Grade 402


page 402


Place Value Name _____


Crayon Count

Count the groups of ten crayons and write the number by the word "tens." Count the other crayons and write the number by the word "ones."

Example:  = 1 ten + 1 one

 = 2 tens + 3 ones

 = 4 tens + 7 ones

 = 7 tens + 2 ones

6 tens + 3 ones = 63 5 tens + 1 one = 51

3 tens + 8 ones = 38 9 tens + 7 ones = 97

4 tens + 5 ones = 45 2 tens + 8 ones = 28

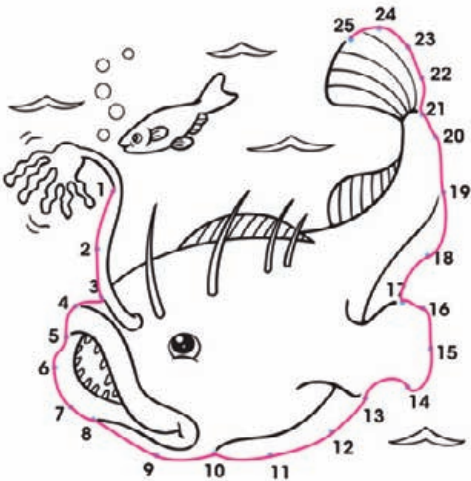
Crazy Big Book of First Grade 403

page 403

Place Value Name _____

Anglerfish

Directions: Connect the dots from 1 to 25. Then, color the picture.



Crazy Big Book of First Grade 404


page 404

Place Value Name _____

Bunches of Bananas

Add the ones and tens. Write the answer on the blank.

Example:




$$30 + 3 = 33$$

3 tens + 3 ones = 33

7 tens + 5 ones = 75	4 tens + 0 ones = 40
2 tens + 3 ones = 23	8 tens + 1 one = 81
5 tens + 2 ones = 52	1 ten + 1 one = 11
5 tens + 4 ones = 54	6 tens + 3 ones = 63
9 tens + 5 ones = 95	3 tens + 7 ones = 37

Draw a line to the correct number.

6 tens + 7 ones	73
4 tens + 2 ones	67
8 tens + 0 ones	51
7 tens + 3 ones	80
5 tens + 1 one	42




Crazy Big Book of First Grade 405

page 405

Place Value Name _____

Sweet Dreams

Directions: Find the path to the sleeping boy.



Crazy Big Book of First Grade 406

page 406

Place Value Name _____


Place Value

Write the value of each number below.

35	3	tens	5	ones
19	1	tens	9	ones
8	0	tens	8	ones
26	2	tens	6	ones
49	4	tens	9	ones
10	1	tens	0	ones

Write the numbers below.

4 tens 6 ones	46	3 tens 2 ones	32
2 tens 9 ones	29	4 tens 0 ones	40
1 ten 4 ones	14	0 tens 6 ones	6
2 tens 1 one	21	4 tens 7 ones	47
3 tens 3 ones	33	1 ten 1 one	11



Crazy Big Book of First Grade 407

page 407

Place Value Name _____

Feeding Time

Directions: Connect the dots from 1 to 20. Then, color to finish the picture.



Crazy Big Book of First Grade 408

page 408

Geometry Name _____

Circle

A circle is a figure that is round. This is a circle: ○ Find the circles and draw a square around them. Then, color the circles.

Trace the word. Then, write the word.

circle circle

410 Crazy Big Book of First Grade

page 410

Geometry Name _____

Kerin Koala

Directions: Connect the dots from 1 to 25. Then, color to finish the picture.

411 Crazy Big Book of First Grade

page 411

Geometry Name _____

Square

A square is a figure with four corners and four sides of the same length. This is a square: □ Find the squares and draw a circle around them. Then, color the squares.

Trace the word. Then, write the word.

square square

412 Crazy Big Book of First Grade

page 412

Geometry Name _____

A Hearty Crop

Directions: Help the farmer find the tractor. Then, color the picture.


413 Crazy Big Book of First Grade

page 413


Geometry Name _____


Addition 6-10

Look at the shapes and answer the questions.




How many □'s can you find? 5





How many △'s can you find? 16




418 Crazy Big Book of First Grade

page 418


Graphing Name _____

Turtle Spots


Look at the shapes and answer the questions.




1	2	3	4	5	6	7	8




1	2	3	4	5	6	7	8



1	2	3	4	5	6	7	8



1	2	3	4	5	6	7	8



1	2	3	4	5	6	7	8

420 Crazy Big Book of First Grade






page 420

Graphing Name _____

Take a Bite!

Count the apples in each row. Color the boxes to show how many apples have bites taken out of them.

Example:

	<table border="1" style="width: 100px; text-align: center; border-collapse: collapse;"> <tr> <td>1</td><td>2</td><td>3</td><td>4</td><td>5</td><td>6</td><td>7</td><td>8</td> </tr> <tr> <td style="background-color: #ffff00;"></td><td style="background-color: #ffff00;"></td><td style="background-color: #ffff00;"></td><td></td><td></td><td></td><td></td><td></td> </tr> </table>	1	2	3	4	5	6	7	8								
1	2	3	4	5	6	7	8										
	<table border="1" style="width: 100px; text-align: center; border-collapse: collapse;"> <tr> <td style="background-color: #ff69b4;"></td><td style="background-color: #ff69b4;"></td><td style="background-color: #ff69b4;"></td><td style="background-color: #ff69b4;"></td><td></td><td></td><td></td><td></td> </tr> </table>																
	<table border="1" style="width: 100px; text-align: center; border-collapse: collapse;"> <tr> <td style="background-color: #ff69b4;"></td><td style="background-color: #ff69b4;"></td><td style="background-color: #ff69b4;"></td><td style="background-color: #ff69b4;"></td><td style="background-color: #ff69b4;"></td><td style="background-color: #ff69b4;"></td><td style="background-color: #ff69b4;"></td><td style="background-color: #ff69b4;"></td> </tr> </table>																
	<table border="1" style="width: 100px; text-align: center; border-collapse: collapse;"> <tr> <td style="background-color: #ff69b4;"></td><td></td><td></td><td></td><td></td><td></td><td></td><td></td> </tr> </table>																
	<table border="1" style="width: 100px; text-align: center; border-collapse: collapse;"> <tr> <td style="background-color: #ff69b4;"></td><td style="background-color: #ff69b4;"></td><td style="background-color: #ff69b4;"></td><td style="background-color: #ff69b4;"></td><td style="background-color: #ff69b4;"></td><td style="background-color: #ff69b4;"></td><td style="background-color: #ff69b4;"></td><td style="background-color: #ff69b4;"></td> </tr> </table>																


421 Crazy Big Book of First Grade

page 421

Graphing Name _____

Egg Hunt

Directions: Take the bunny to the decorated egg.



422 Crazy Big Book of First Grade

page 422

Graphing Name _____

Wormy Apples

Color the boxes to show how many worms are in each apple. Answer the questions at the bottom of the page.

	1	2	3	4	5	6
Apple 1	Shaded	Shaded	Shaded			
Apple 2	Shaded	Shaded	Shaded	Shaded	Shaded	
Apple 3	Shaded	Shaded	Shaded			

How many worms are in apple 1? 3
 How many worms are in apple 2? 5
 How many worms are in apple 3? 4
 How many more worms are in apple 2 than apple 3? 1
 How many fewer worms are in apple 1 than apple 2? 2

Crazy Big Book of First Grade 423

page 423

Graphing Name _____

Time to Clean Up

Directions: Take the toys to the toy box.

424 Crazy Big Book of First Grade

page 424

Graphing Name _____

Catfishing

I go fishing every Saturday!

This picture graph shows how many fish Cat caught.

First Saturday						
Second Saturday						
Third Saturday						

1. How many fish did Cat catch on the first Saturday? 3
 2. How many more fish did he catch the next Saturday? 3
 3. On which Saturday did Cat catch the most fish? Second
 4. On which Saturday did Cat catch the fewest fish? First
 5. How many fish did Cat catch altogether? 13

Crazy Big Book of First Grade 425

page 425

Graphing Name _____

Mail Delivery

Directions: Lead the pig to the mailbox.

426 Crazy Big Book of First Grade

page 426

Graphing Name _____

Zany Zoo Graphing

Make a graph with animal crackers.

1. Open a box of animal crackers and look through the wrapper to estimate the number of crackers inside. Write your estimate on the zoo chart below.
2. Next, open your bag of crackers and sort each different kind of animal into its own cage.
3. Then, draw one animal in each cage to show how many of that animal there are.
4. Now, color the correct number of each animal.
5. Which animal did you have the most of? _____
Which animal did you have the fewest of? _____

I think my zoo has _____ animals.

Crazy Big Book of First Grade 427

page 427

Graphing Name _____

Honey Bear's Bakery

Color a space in the graph to show how many of each treat are in the bakery.

Number of Bakery Treats

12						
11						
10						
9						
8						
7						
6						
5						
4						
3						
2						
1						

Crazy Big Book of First Grade 428

page 428

Graphing Name _____

Camping Time

Directions: Help the Boy Scout find the tent. Then, color the picture.

Crazy Big Book of First Grade 429

page 429

Graphing Name _____

Amy's Things

Count the toys on Amy's shelf. Complete the table. Then answer the questions.

Toy	How Many?
book	7
doll	4
teddy bear	4
car	3
block	5
pig	1

1. How many books and pigs are there altogether? 8
2. How many more teddy bears are there than cars? 1
3. Are there more dolls or animals? animals
4. Amy has 4 more books / blocks than cars / pigs.
5. Are there enough cars for each doll? yes

Crazy Big Book of First Grade 430

page 430

Time _____ Name _____

Clocks

What is the best way to tell what time it is? A clock! There are all kinds of clocks. Circle the ones you have seen.

Answers will vary.

432 Crazy Big Book of First Grade

page 432

Time _____ Name _____

An Unsafe Ride

Directions: Help the girl find the helmet.

433 Crazy Big Book of First Grade

page 433

Time _____ Name _____

Parts of a Clock

A clock can tell you what time it is. A clock has different parts. Read and trace each part of the clock.

The big hand is on 12. The little hand tells the hour. It is 7 o'clock.

434 Crazy Big Book of First Grade

page 434

Time _____ Name _____

Time to the Hour

An hour is sixty minutes long. It takes an hour for the big hand to go around the clock. When the big hand is on 12, and the little hand points to a number, that is the hour.

The big hand is on the 12. Color it red. The little hand is on the 8. Color it blue.

The big hand is on 12.

The little hand is on 8.

It is 8 o'clock.

435 Crazy Big Book of First Grade

page 435

Time _____ Name _____

Tillie Tiger

Directions: Connect the dots from 1 to 30. Then, color to finish the picture.

436 Crazy Big Book of First Grade

page 436

Time _____ Name _____

Time to the Hour

Color the little hour hand red. Complete the sentences below each clock. Then, write the times.

The big hand is on 12. The big hand is on 12.
 The little hand is on 3. The little hand is on 6.
 It is 3 o'clock. It is 6 o'clock.

The big hand is on 12. The big hand is on 12.
 The little hand is on 1. The little hand is on 10.
 It is 1 o'clock. It is 10 o'clock.

437 Crazy Big Book of First Grade

page 437

Time _____ Name _____

Wet and Dry

Directions: Help the butterflies find the sunshine. Then, color the picture.

438 Crazy Big Book of First Grade

page 438

Time _____ Name _____

Zoo Time

Circle the little hour hand on each clock. Write the time below.

3 o'clock 8 o'clock
4 o'clock 12 o'clock
10 o'clock 5 o'clock

439 Crazy Big Book of First Grade

page 439

Time _____ Name _____

Praying Mantis

Directions: Connect the dots from 1 to 16. Then, color to finish the picture.

440 Crazy Big Book of First Grade

page 440

Time _____ Name _____

A Mouse in the House

Write the time below each clock.

7 o'clock 12 o'clock 3 o'clock
6 o'clock 11 o'clock 1 o'clock
8 o'clock 4 o'clock 2 o'clock
10 o'clock 9 o'clock 5 o'clock

441 Crazy Big Book of First Grade

page 441

Time _____ Name _____

Digital Clocks

A digital clock tells time with numbers. First, it tells the hour, then the minutes.

Draw the little hour hand on this face clock below to read 10 o'clock.

Both clocks show that it is 10 o'clock. Make a green circle around the kinds of clocks you have at home.

442 Crazy Big Book of First Grade

page 442

Time _____ Name _____

Big and Orange

Directions: Connect the dots from 1 to 26. Then, color to finish the picture.

443 Crazy Big Book of First Grade

page 443

Time _____ Name _____

Matching Digital and Face Clocks

Trace the time on the digital clocks

Draw a line to match the clocks.

444 Crazy Big Book of First Grade

page 444

Time _____ Name _____

Weighing Time

Write the time on the digital clocks

445 Crazy Big Book of First Grade

page 445

Time _____ Name _____

Zack Zebra

Directions: Connect the dots from 1 to 30. Then, color to finish the picture.

446 Crazy Big Book of First Grade

page 446

Time _____ Name _____

Digital Magic

Write the time on the digital clocks

447 Crazy Big Book of First Grade


page 447



Time _____ Name _____

Time to the Half-Hour

This clock face shows the time gone by since 8 o'clock. Thirty minutes or half an hour have gone by.



There are 3 ways to say time to the half-hour. We say seven-thirty, thirty past the hour or half past seven. Write the times below. Draw the hands on the last clock.




→
half-hour later


9:00 9:30

30 minutes past 9 o'clock


→
half-hour later


4:00 4:30



448 Crazy Big Book of First Grade

page 448

Time _____ Name _____



Tennis Anyone

Draw the hands on the clocks below. Write the times.


→
half-hour later




2:00 2:30

30 minutes past 2 o'clock


→
half-hour later


7:00 7:30

30 minutes past 7 o'clock


→
half-hour later


11:00 11:30

30 minutes past 11 o'clock

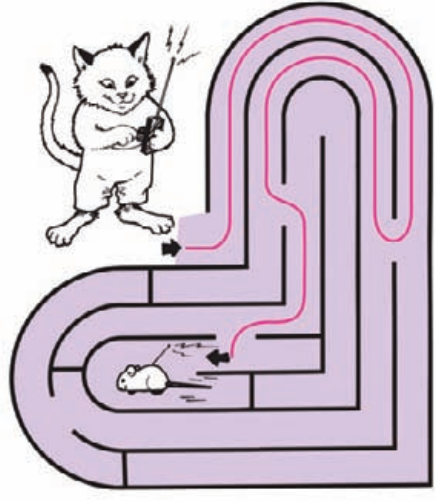
449 Crazy Big Book of First Grade

page 449

Time _____ Name _____

Cat and Mouse

Directions: Help the cat find the mouse. Then, color the picture.



450 Crazy Big Book of First Grade

page 450

Time _____ Name _____

Birdwatching Time

What time is it? Write the times below.

Half past <u>2</u>		Half past <u>9</u>
Half past <u>4</u>		Half past <u>12</u>
Half past <u>11</u>		Half past <u>1</u>

Crazy Big Book of First Grade 451

page 451

Time _____ Name _____

Ripe and Ready

Directions: Connect the dots from 1 to 26. Then, color to finish the picture.

Crazy Big Book of First Grade 452

page 452

Time _____ Name _____

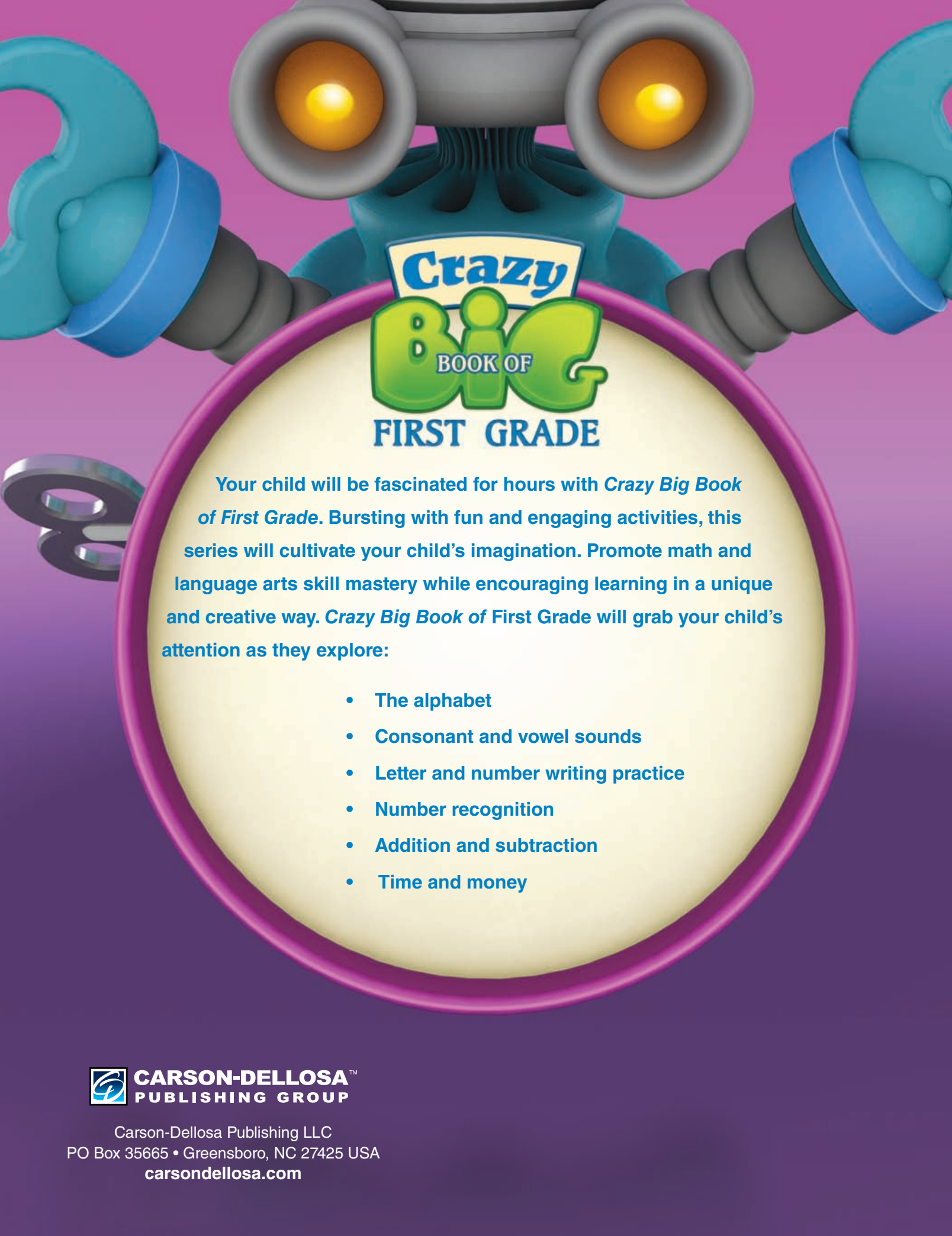
Sock Clocks

Draw the hands on the sock clocks.

1:30	7:00	4:30
10:00	3:30	9:30
4:00	2:30	6:00

Crazy Big Book of First Grade 453

page 453



Crazy
BIG
BOOK OF
FIRST GRADE

Your child will be fascinated for hours with *Crazy Big Book of First Grade*. Bursting with fun and engaging activities, this series will cultivate your child's imagination. Promote math and language arts skill mastery while encouraging learning in a unique and creative way. *Crazy Big Book of First Grade* will grab your child's attention as they explore:

- The alphabet
- Consonant and vowel sounds
- Letter and number writing practice
- Number recognition
- Addition and subtraction
- Time and money

