



s | g | l | a | e | u s e a g u l l

WITH FREE ONLINE AUDIO



- parrot
- whale
- hippo

penguins / bears



- boat
- car
- train



fly a kite


ENGLISH FOR EVERYONE JUNIOR



kick a ball



BEGINNER'S COURSE PRACTICE BOOK



It's a giraffe!

- frog
- zebra
- giraffe



- lion
- tiger
- snake

w | v | e | a w a v e



LOOK, LISTEN, LEARN, AND PRACTISE

ENGLISH FOR EVERYONE JUNIOR

BEGINNER'S COURSE PRACTICE BOOK



FREE AUDIO
website and app



www.dkefe.com/junior/uk

Author

Ben Ffrancon Davies is a freelance writer and translator. He writes textbooks and study guides on a wide range of subjects including ELT, history, and literature. He also works on general non-fiction books for children and adults. Ben studied Medieval and Modern Languages at the University of Oxford, and has taught English in France and Spain.

Course consultant

Susannah Reed is an experienced author and educational consultant, specializing in Primary ELT materials. She has taught in Spain and the UK and has worked in educational publishing for over 20 years, as both a publisher and a writer of ELT course books for children around the world.

Language consultant

Professor Susan Barduhn is an English-language teacher, teacher trainer, and author, who has contributed to numerous publications. She has been President of the International Association of Teachers of English as a Foreign Language, and an adviser to the British Council and the US State Department. She is currently a professor at the School of International Training in Vermont.

ENGLISH FOR EVERYONE JUNIOR

BEGINNER'S COURSE

PRACTICE BOOK



FREE AUDIO

website and app

www.dkefe.com/junior/uk



About this eBook

Due to the complex integration of images and text, this DK eBook has been formatted to retain the design of the print edition. As a result, all elements are fixed in place, but can easily be enlarged by using the pinch-to-zoom function.

For previewing rotated pages or spreads, please lock screen rotation in your device first.

If you are previewing this eBook on a mobile phone, portrait mode is recommended. If previewing on a tablet or larger display, landscape mode will allow you to see facing pages at the same time (two page view).



Penguin
Random
House

Senior Editor Ben Ffranco Davies
Senior Art Editor Amy Child
Illustrators Amy Child, Dan Crisp
Managing Editor Carine Tracanelli
Managing Art Editor Anna Hall
Senior Production Editor Andy Hilliard
Production Editor Gillian Reid
Senior Production Controllers Samantha Cross, Jude Crozier
Jacket Design Development Manager Sophia MTT
Senior Jacket Designer Surabhi Wadhwa-Gandhi
Jacket Designer Juhi Sheth
Senior Jackets Coordinator Priyanka Sharma-Saddi
DTP Designer Rakesh Kumar
Publisher Andrew Macintyre
Associate Publishing Director Liz Wheeler
Art Director Karen Self
Publishing Director Jonathan Metcalf

First published in Great Britain in 2022 by
Dorling Kindersley Limited
DK, One Embassy Gardens, 8 Viaduct Gardens,
London, SW11 7BW

The authorised representative in the EEA is
Dorling Kindersley Verlag GmbH, Arnulfstr. 124,
80636 Munich, Germany

Copyright © 2022 Dorling Kindersley Limited
A Penguin Random House Company
10 9 8 7 6 5 4 3 2 1
001-322065-Mar/2022


All rights reserved.

No part of this publication may be reproduced, stored in or introduced into a retrieval system, or transmitted, in any form, or by any means (electronic, mechanical, photocopying, recording, or otherwise), without the prior written permission of the copyright owner.

A CIP catalogue record for this book
is available from the British Library.
ISBN: 978-0-2414-7113-5

Printed and bound in China

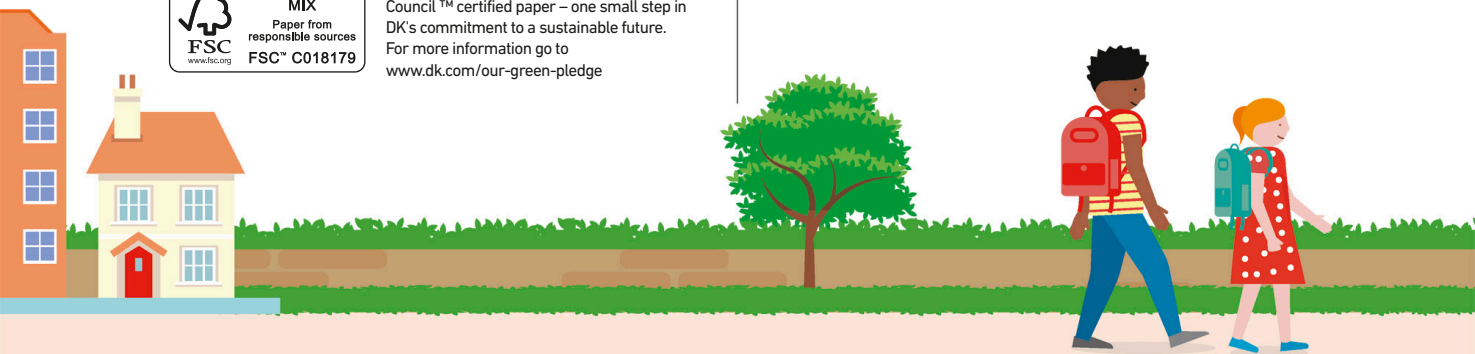
For the curious
www.dk.com




This book was made with Forest Stewardship Council™ certified paper – one small step in DK's commitment to a sustainable future.
For more information go to
www.dk.com/our-green-pledge

Contents

About the course	6
1 My friends	10
2 At school	16
3 Our classroom	24
4 My things	30
5 Our favourite animals	38
6 This is my family	46
7 This is my room	54
8 Review: This is me	62
9 At the fair	64
10 Our pets	72



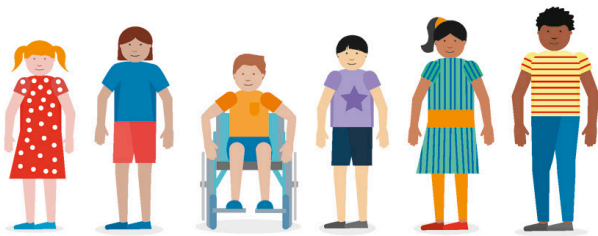


11	My body	80	21	Our party clothes	150
12	Our town	88	22	Our day on the beach	158
13	My home	96	23	Lunch time	166
14	Review: Where I live	104	24	At the park	174
15	On the farm	106	25	My day	182
16	Sports	114	26	Review: Me and my day	192
17	At the food market	124		Handwriting guide	194
18	At the toyshop	132		Answers	199
19	Our hobbies	140		Acknowledgments	224
20	Review: What I like	148			



About the course

English for Everyone Junior: Beginner's Practice Book is a companion to the *English for Everyone Junior: Beginner's Course*. The course book is divided into 26 units – each with its own theme – and the practice book mirrors that structure. There is audio for all the units.



Our characters

A group of six friends – Maria, Sofia, Ben, Andy, Sara, and Max – help you practise language in a natural and friendly way.

Unit structure

Each practice unit starts with a scene that presents the vocabulary taught in the corresponding course book unit. The child then practises this vocabulary along with the grammar rules they learned in that unit of the course book.



1 New vocabulary

The illustrated scene helps the child practise the vocabulary, as they listen to each word and write it in the correct space.



2 Vocabulary practice

There is more vocabulary practice. The child might be asked to match vocabulary to pictures or spell individual words.

3 Grammar practice

Each unit then practises the grammar rules taught in the corresponding course book unit while also revising vocabulary.

4 Grammar practice

More grammar is practised. Many units also have a song to help learn new grammar and vocabulary.

Audio

English for Everyone Junior: Beginner's Practice Book features extensive supporting audio resources. Listening to and repeating the audio recordings will help the child to master the pronunciation and stress patterns of English, as well as help them to fix new language in their memory.

Register at www.dkefe.com/junior/uk to access the audio materials for free. Each file can be played, paused, and repeated as often as you like.



All vocabulary scenes, songs, and listening exercises have accompanying audio. Clicking on the corresponding number on the app will play the relevant audio file.




Most exercises have accompanying audio. After completing an exercise, the child should listen to the correct answers and then repeat them out loud.




FREE AUDIO
website and app

www.dkefe.com/junior/uk



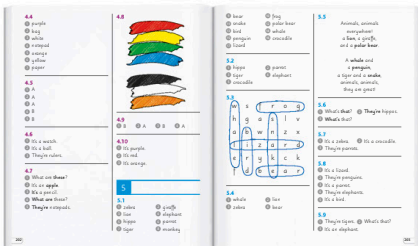
Review units

Four review units provide the child with a chance to read a text incorporating vocabulary and grammar from recent units. The child then writes a personalized answer based on this text.



Handwriting guide

The book includes a guide explaining how to form each letter of the English alphabet. The child has space to practise the formation of each letter.



Answers

At the back of the book, answers to all the exercises are clearly presented. Key information is sometimes shown in bold to make it easier to mark the child's work.

Practising new vocabulary

Each unit opens with an illustrated scene that matches the course book, but with the words removed and placed in a panel. The parent or teacher should supervise the child as they listen to the accompanying audio on the website or the app and write the correct words in the spaces.

1 First, click on the corresponding unit number (here **Unit 15**) on your screen. Then, click on the exercise number and play each audio file in turn.

2 All the words needed to complete the scene are given in a word pool.

15 On the farm

15.1 Listen and write the correct words in the spaces.

1 pig

2 t

3 t

4 s

5 b

6 p

7 d

8 c

9 c

10 t

11 f

12 g

13 d

14 b

15 t

16 h

Word Pool:

- barn
- tree
- ~~pig~~
- sheep
- pond
- tractor
- chicken
- duck
- field
- donkey
- the sun
- goat
- cow
- horse
- bee
- tail

3 After listening to each word, the child should write it down in the correct space, using the panel to help them.

4 After completing the scene by writing in all the words, press **Play all** to listen to all the words again.

5 The audio pauses for a few seconds after each word. The child should repeat the word during this pause.

Practising new grammar


Grammar is practised in the same order that it is taught in the corresponding course book unit. Throughout the grammar exercises, vocabulary from the unit is repeated and recycled to help the child memorize it and see it used in context.

1 The child practises the grammar from the corresponding course book unit in exercises that reuse the unit's vocabulary.


2 Use the exercise number (here 15.9) to find the answers for each exercise at the back of the book, starting on page 199.

15.8 Look at the pictures and write the correct words in the spaces.


behind ~~in~~ next to in front of




Where are the cows?
They're in the field.



1 Where's the horse?
It's _____ the tree.



2 Where's the donkey?
It's _____ the pond.



3 Where are the goats?
They're _____ the barn.

Now listen and repeat. 

112


15.9 Listen to the song and write the correct words in the spaces.


Where are the ducks ?
They're on the _____ !

Where are the _____ ?
They're _____ the field!

Where are the _____ ?
They're in the _____ !


_____ are the animals?
They're _____ my farm!



Now listen and repeat. 


113

15.10 Look at the pictures and tick the correct sentences.




The donkey's in the field.

The donkeys are in the field.




1 The duck's on the pond.

The ducks are on the pond.




2 The sheep's in front of the barn.

The sheep are in front of the barn.



3 The horse is under the tree.

The horses are under the tree.

Now listen and repeat. 


3 Most exercises have an audio recording so the child can listen to the questions and correct answers after completing each exercise.

4 All the songs from the course book are repeated, but with some words removed. The child should listen to the song and write the correct words in the spaces.

1 My friends



1.1 Listen to the children and write their names in the spaces.



Hello, I'm Maria.
What's your name?

Hi, I'm Max.

Hello, I'm Ben.




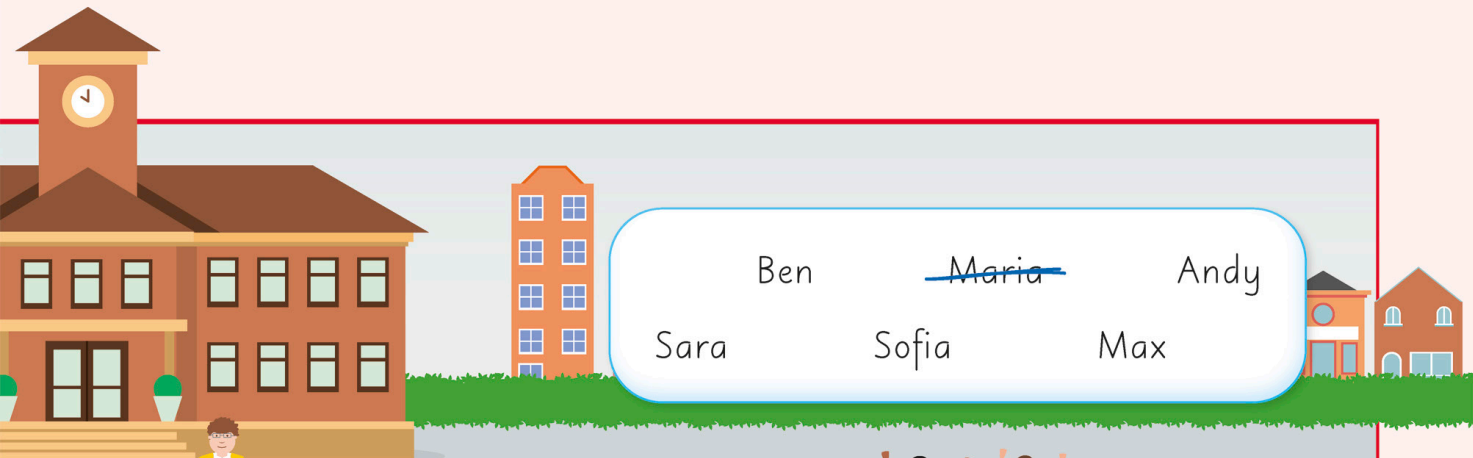
① Maria



② B




③ M




Hi, I'm Andy.
What's your name?

Hi, my name's Sara.

Hello, my name's Sofia.



④ A _____



⑤ S _____



⑥ S _____



1.2 Listen and write the correct words in the spaces.

I'm Maria ~~Hello~~ Max Hello name's



Hello, my name's Sofia.

1



Hi, my _____ Sara.

2



Hi, I'm _____.

3



Hi, _____ Andy.

4



Hello, I'm _____.


5



_____, I'm Ben.




1.3 Find Max and Sara in the picture.





1.4 Listen and circle the correct names.



Ben / Maria




Andy / Sofia




Maria / Sara



Andy / Max



Maria / Sofia



Ben / Sofia



1.5 Match the numbers to the correct words.

1

seven

1 3

one

2 7

six

3 9

three

4 6

eight

5 10

five

6 8

nine

7 5

ten

Now listen and repeat.





1.6 Listen and colour in the numbers you hear.

7 3

1 18

2 6 2


3 8 4

4 5 1

5 7 9



1.7 Count and write the correct numbers under the pictures.




t h r e e




1 _____




2 _____



3 _____



4 _____




5 _____

Now listen and repeat.





1.8 Match the questions to the correct answers.



Hello, what's your name?

I'm nine years old.

1 How are you?


My name's Sara.

2 How old are you?

I'm fine, thanks.



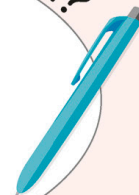
Now listen and repeat.



I'm eight years old.
How old are you?

And you?

I'm _____
years old.



2 At school



2.1 Listen and write the correct words in the spaces.



① playground

Sit down, please.

1 2 3 4 5 6 7 8 9 10

1 + 1

② n _____

⑤ b _____



③ l _____

④ t _____



⑥ c _____

Aa	Bb	Cc	Dd	Ee
Ff	Gg	Hh	Ii	Jj
Kk	Ll	Mm	Nn	Oo
Pp	Qq	Rr	Ss	Tt
Uu	Vv	Ww	Xx	Yy
Zz				

7 a

8 t

9 c

10 b

- letters
- teacher
- classmate
- ~~playground~~
- numbers
- board
- tablet
- book
- alphabet
- cupboard

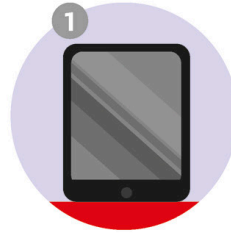




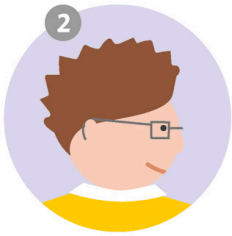
2.2 Look at the pictures and tick the correct words.



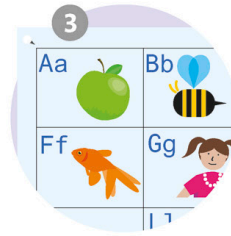
numbers
book



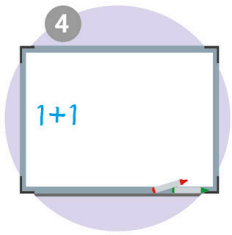
tablet
board



teacher
letters



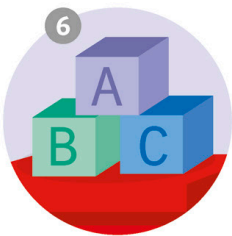
cupboard
alphabet




board
classmate



playground
book



numbers
letters



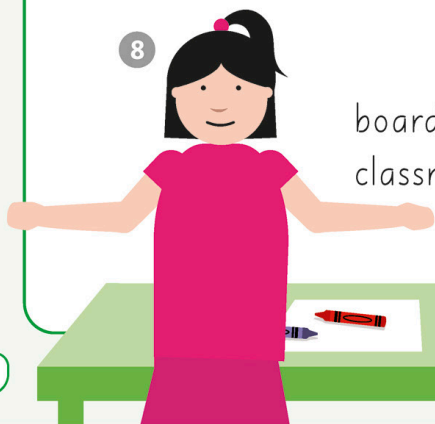
numbers
cupboard



board
classmate



tablet
cupboard


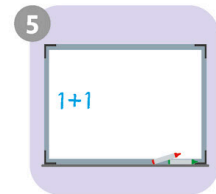
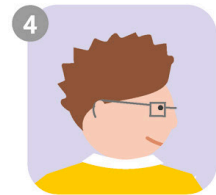
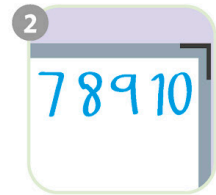
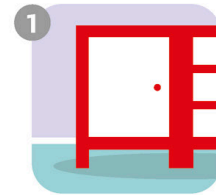



Now listen and repeat.






2.3 Look at the pictures and write the words in the correct place on the crossword.



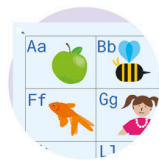
2.4 Listen and tick the correct pictures.



A



B



1 A



B



2 A




B



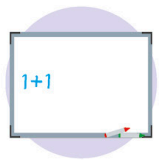
3 A




B



4 A



B




5 A

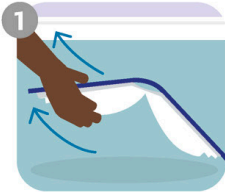


B

2.5 Match the pictures to the correct words.



find



add



stand up



ask



pick up



sit down



Now listen and repeat.

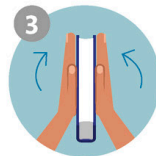



2.6 Look at the pictures and write the correct words in the spaces.

find close ~~open~~
answer show listen



open




Now listen and repeat.





2.7 Look at the pictures and write the letters in the correct order.



l s t i n e

l i s t e n



f d n i

1 f _____



a k s

2 a _____



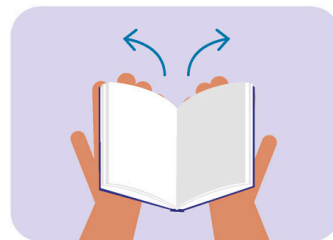
s o w h

3 s _____



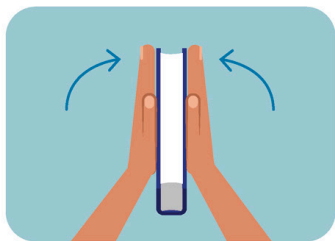
l k o o

4 l _____




o n p e

5 o _____




c s o l e

6 c _____



d d a

7 a _____



a r w e s n

8 a _____

Now listen and repeat.




2.8 Look at the pictures and circle the correct words.



His / Her name's Sara.



1 His / Her name's Andy.



2 His / Her name's Ben.



3 His / Her name's Maria.



4 His / Her name's Max.



5 His / Her name's Sofia.

Now listen and repeat.





2.9 Listen and match the questions to the correct answers.

What's his name?

Her name's Bella.

1 What's his name?

His name's Tom.

2 What's her name?

Her name's Amy.

3 What's his name?

His name's Ted.

4 What's her name?

His name's Dan.

5 What's her name?

Her name's Anna.



2.10 There are four sentences. Mark the beginning and end of each one and write them below.

What's her name?



1 _____

2 _____

3 _____



Now listen and repeat.



3 Our classroom



3.1 Listen and write the correct words in the spaces.

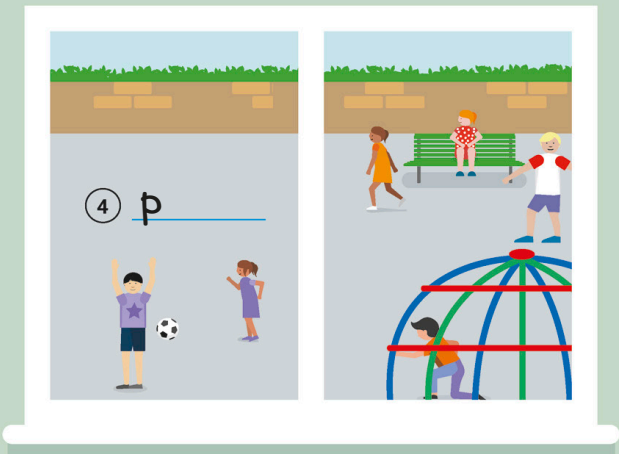
① write _____

My name's Sofia

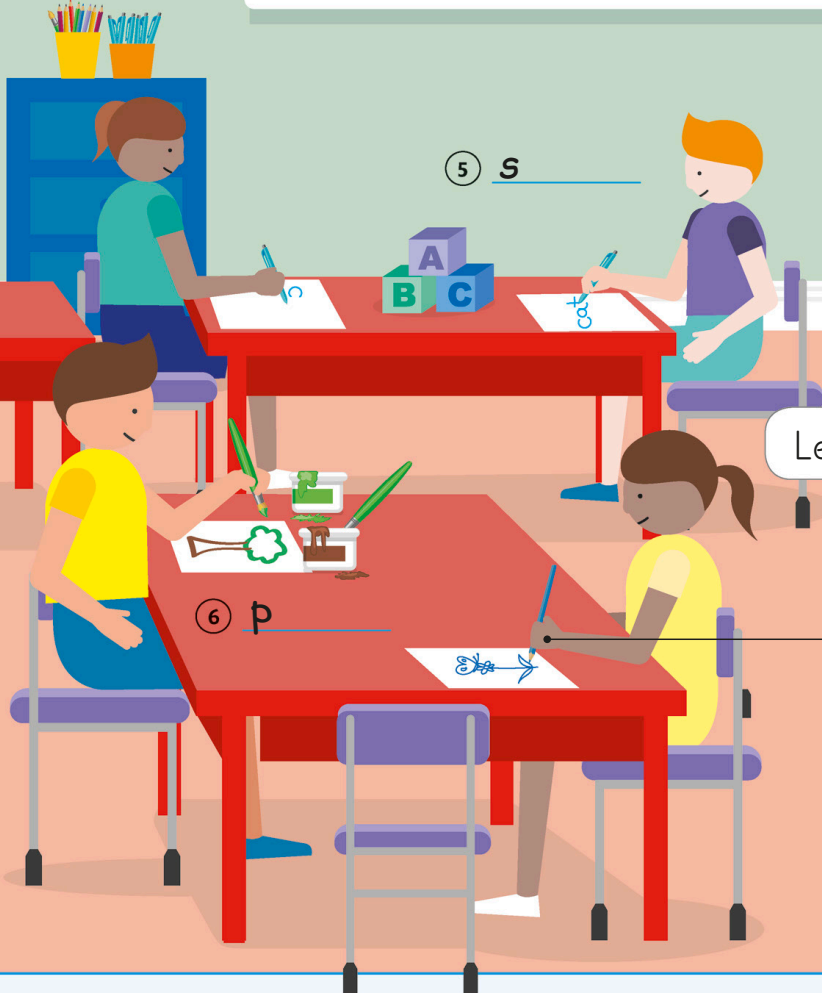
Good morning, class.

② r _____

③ c _____



- count
- ~~write~~
- read
- paint
- play
- draw
- spell



⑥ p _____

⑦ d _____



3.2 Look at the pictures and circle the correct words.




draw / count



1 read / play



2 play / spell



3 draw / write



4 paint / count

Now listen and repeat.



3.3 Listen and tick the correct pictures.



A



B

1



A



B

2



A



B



3 A



B

4



A



B

5



A



B



3.4 Match the pictures to the correct sentences.



Let's count!



1

cat

Let's draw!



2


3

Let's read!



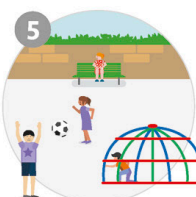
3

Let's write!



4

Let's play!



5

Let's paint!

Now listen and repeat.



3.5 Listen to the song and write the correct words in the spaces.



Hello, hello !

What's your _____ ?

How are you?

Let's _____ a game.



_____ say hello
to my new friends
_____ and Maria,
Sara and _____ .





3.6 Match the numbers to the correct words.

17 1 12 2 16 3 15 4 20

sixteen

seventeen

twenty

twelve

fifteen

Now listen and repeat.



3.7 Write the correct words under the numbers.

eighteen ~~twelve~~ eleven fourteen
twenty thirteen nineteen sixteen fifteen

12

twelve

1

14

2

19

3

18

4

11

5

16

6

20

7

13

8

15

Now listen and repeat.





3.8 Look at the pictures and circle the correct words.



book / books

1



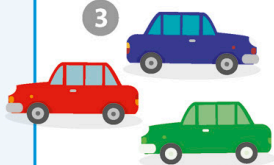
tablet / tablets

2

123

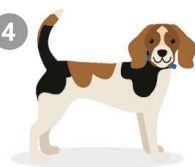
number / numbers

3




car / cars

4



dog / dogs

5



cupboard / cupboards

Now listen and repeat.



3.9 Read the words and tick the correct pictures.

pen



A



B

1 cat



A



B

2 letters

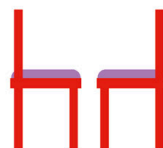


A



B

3 chair



A



B

4 dolls



A



B

Now listen and repeat.





4.1 Listen and write the correct words in the spaces.

crayon ~~pink~~

book pen rubber

ball paper notepad

bag purple ruler

white red brown

green apple yellow

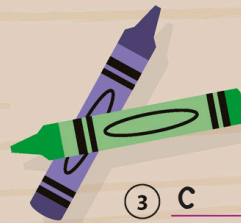
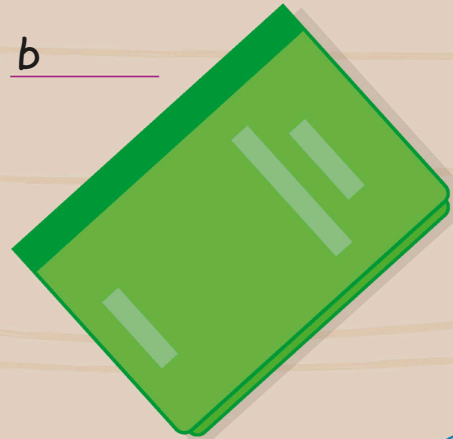
orange pencil blue

grey watch black



① pink

② b




③ c



④ r

⑦ b




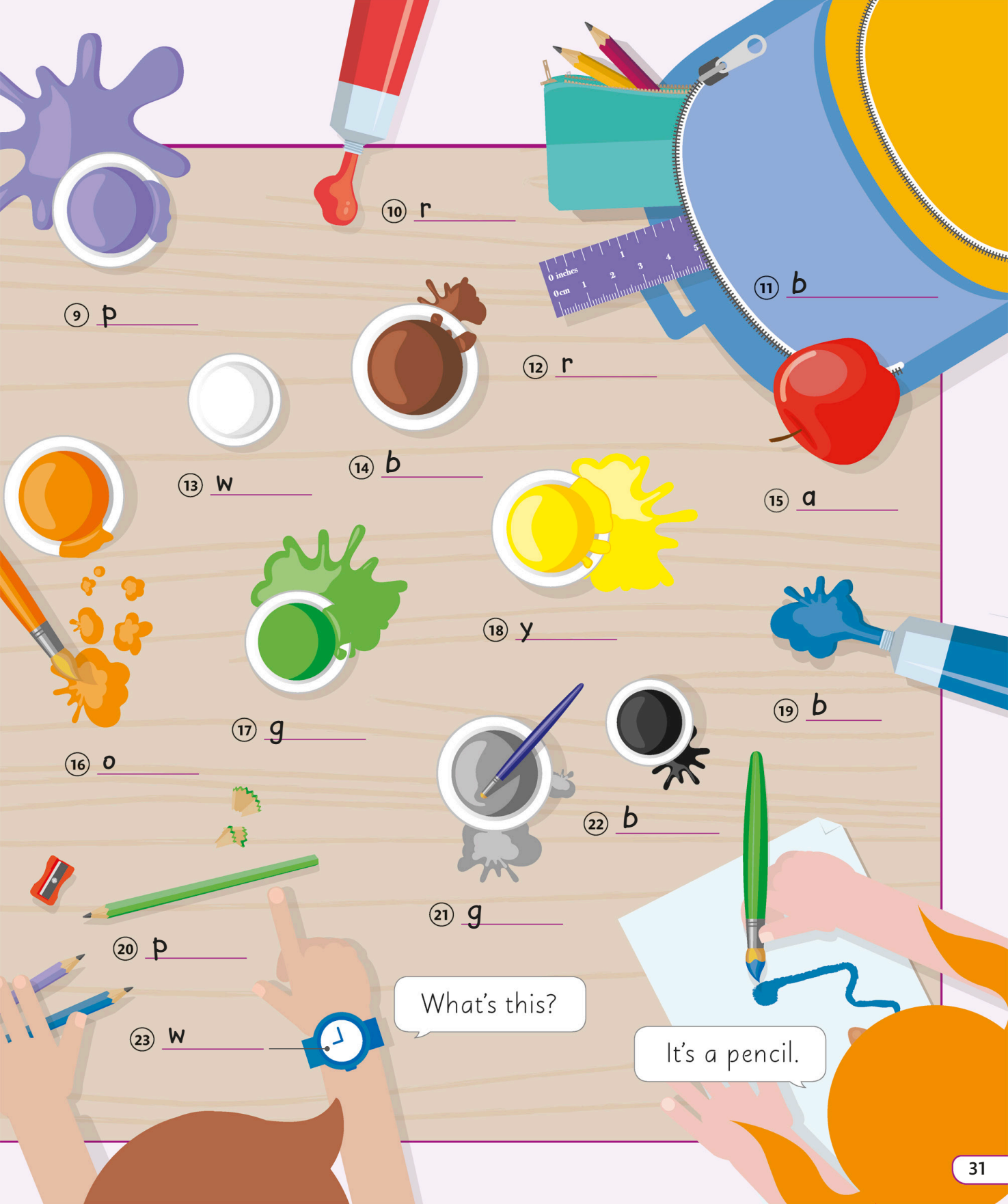
⑤ p



⑧ n

⑥ p





9 p _____

10 r _____

11 b _____

12 r _____

13 w _____

14 b _____

15 a _____

18 y _____

16 o _____

17 g _____

19 b _____

22 b _____

20 p _____

21 g _____


23 w _____

What's this?

It's a pencil.




4.2 Match the pictures to the correct words.



rubber



ruler



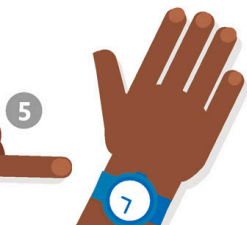
pencil



watch



crayon




pen

Now listen and repeat.



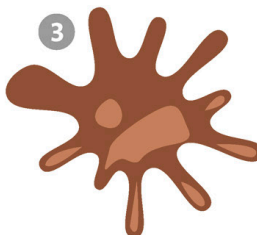
4.3 Write the correct words next to the pictures.



r e d











Now listen and repeat.

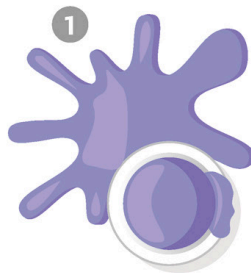




4.4 Look at the pictures and tick the correct words.




white
 blue
 pink




purple
 green
 crayon



watch
 ruler
 bag



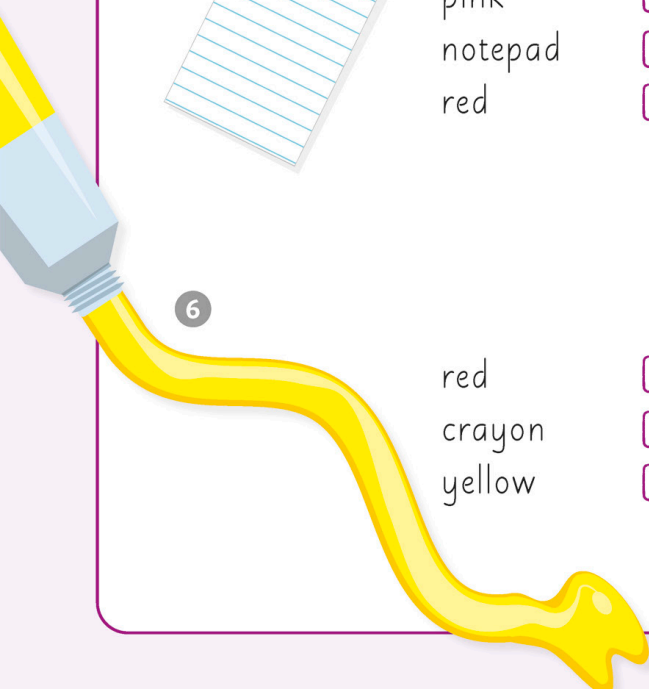
paper
 white
 watch



pink
 notepad
 red



orange
 blue
 apple



6

red
 crayon
 yellow



paper
 brown
 pencil

Now listen and repeat.






4.5 Listen and tick the correct pictures.



A



B




1 A



B



2 A



B



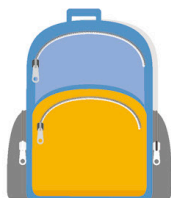
3 A



B




4 A



B



5 A



B



4.6 Look at the pictures and write the correct answers in the spaces.

It's a ball.

It's a watch.

~~They're books.~~

They're rulers.



What are these?


They're books.



1 What's this?



2 What's this?



3 What are these?

Now listen and repeat.





4.7 Look at the pictures and write the correct words in the spaces.

It's What are They're ~~What's~~ these apple

What's this?

It's a ruler.

1 What are _____ ?

They're crayons.

2 What's this?

It's an _____ .

3 What's this?

_____ a pencil.

4 _____ these?

They're books.

5 What are these?

_____ notepads.

Now listen and repeat.



4.8 Listen to the song and colour in the picture.




Red,
yellow,
green,
and blue!



Black
white, and
orange, too!



4.9 Listen and tick the correct pictures.



A



B



A



B

1



A



B

2



A



B

3



A



B

4



4.10 Look at the picture and match the questions to the correct answers.



What colour is the book?

It's red.

1 What colour is the bag?

It's blue.

2 What colour is the apple?

It's orange.

3 What colour is the ball?

It's purple.

Now listen and repeat.



Our favourite animals




5.1 Listen and write the correct words in the spaces.

① zebra



② g



③ l



⑤ h

④ e



⑥ p



⑦ t

⑧ m



⑨ b



⑪ s

⑩ f





12 p _____

13 b _____

14 W _____

15 p _____

16 C _____

17 l _____

- lion
- hippo
- ~~zebra~~
- elephant
- giraffe
- tiger
- bear
- monkey
- parrot
- snake
- frog
- whale
- polar bear
- bird
- crocodile
- lizard
- penguin

What's that?

It's a crocodile!




5.2 Look at the pictures and circle the correct words.



giraffe / frog




1 hippo / polar bear




2 lion / parrot



3 tiger / snake



4 bear / elephant



5 crocodile / bird

Now listen and repeat.



5.3 Find and circle the five words in the grid.

bear

lizard

~~snake~~

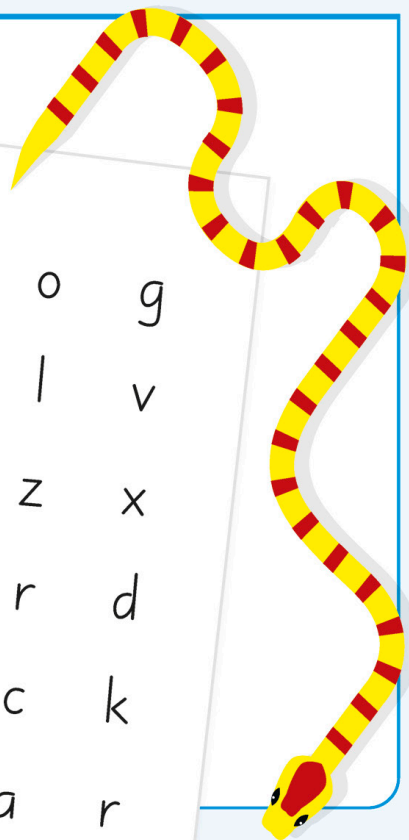
whale

frog

bird



w	s	f	r	o	g
h	g	a	s	l	v
a	b	w	n	z	x
l	i	z	a	r	d
e	r	y	k	c	k
f	d	b	e	a	r



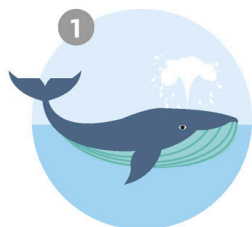


5.4 Look at the pictures and write the letters in the correct order.




s a k n e

s n a k e




w l h a e

w _ _ _ _ _



l o n i

l _ _ _ _ _



z b a e r

z _ _ _ _ _



b r a e

b _ _ _ _ _

Now listen and repeat.



5.5 Listen to the song and write the correct words in the spaces.



Animals, animals
everywhere!

A lion, a giraffe,
and a _____.



A _____ and
a _____,
a tiger and a _____,
animals, animals,
they are great!





5.6 Look at the pictures and write the correct words in the spaces.

What's

that

They're

~~frog~~

What's that?



It's a frog.



1

What's _____?



It's a polar bear.



2

What are those?



_____ hippos.




3

_____ that?



It's a snake.



Now listen and repeat.




5.7 Look at the pictures and write the correct answers in the spaces.

It's a crocodile.

~~They're monkeys.~~

They're parrots.

It's a zebra.



What are those?

They're monkeys.



1 What's that?

2 What's that?

3 What are those?



Now listen and repeat.

5.8 Listen and match the questions to the correct answers.

What are those?

It's a lizard.

1 What's that?

It's a bird.

2 What are those?

They're elephants.

3 What's that?


They're lions.

4 What are those?

It's a parrot.

5 What's that?

They're penguins.





5.9 There are four sentences. Mark the beginning and end of each one and write them below.

What are those? They're tigers. What's that? It's an elephant.

What are those?

1 _____

2 _____

3 _____

Now listen and repeat.



5.10 Listen and tick the correct pictures.



A




B



1 A



B




2 A




B



3 A



B



4 A



B



5 A



B



5.11 Look at the pictures and write the correct words in the spaces.

bird

~~frog~~

monkey

bear

elephant

lizard



What's your favourite animal?



My favourite animal is a frog.




1 What's your favourite animal?



My favourite animal is a _____.



2 What's your favourite animal?



My favourite animal is a _____.




3 What's your favourite animal?



My favourite animal is a _____.



4 What's your favourite animal?



My favourite animal is an _____.



5 What's your favourite animal?



My favourite animal is a _____.



Now listen and repeat.



6 This is my family



6.1 Listen and write the correct words in the spaces.



① my family




② my g

③ my g



④ my f



⑤ my m



⑥ my b



⑦ my s



⑧ me

~~my family~~

my mother / mum

~~me~~

my grandmother / grandma

my brother

my aunt

my father / dad

my sister

my uncle

my cousin

my grandfather / grandpa



⑨ my u




⑩ my a



She's my cousin.



Who's that?



⑪ my c





6.2 Match the pictures to the correct words.



my cousin



my dad



my uncle



my grandma



my grandpa



my family

Now listen and repeat.




6.3 Look at the pictures and tick the correct words.



aunt
uncle
grandmother



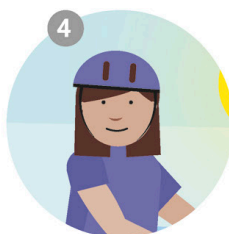
sister
aunt
brother



cousin
mother
father



grandma
sister
grandfather



sister
grandpa
uncle

Now listen and repeat.





6.4 Look at the pictures and write the correct words in the spaces.

grandma

~~brother~~

uncle

cousin

sister

dad




Who's this?



He's my brother.



Who's this?



She's my _____.



1



Who's that?



He's my _____.



2



Who's this?



She's my _____.



3



Who's that?




He's my _____.



4



Who's this?



She's my _____.



5


Now listen and repeat.





6.5 Listen and tick the correct answers.

Is he your dad?



Yes, he is.





No, he isn't.



1

Is he your brother?



Yes, he is.




No, he isn't.



2

Is she your sister?



Yes, she is.




No, she isn't.



3

Is she your mother?



Yes, she is.



No, she isn't.





6.6 Match the pictures to the correct words.



chef

firefighter

vet

doctor

teacher

Now listen and repeat.



6.7 Find and circle the four words in the grid.

teacher

vet


~~doctor~~

farmer

chef



d	o	c	t	o	r	g	f
t	v	y	i	j	w	r	a
t	e	a	c	h	e	r	r
f	t	r	h	y	f	h	m
a	q	g	l	m	b	q	e
w	c	h	e	f	d	m	r





6.8 Look at the pictures and write the correct words in the spaces.

teacher

~~farmer~~

chef

doctor

police officer



He's a farmer .



1 She's a _____ .



2 He's a _____ .



3 She's a _____ .



4 She's a _____ .

Now listen and repeat.





6.9 Look at the pictures and tick the correct sentences.



He's a firefighter.
She's a firefighter.



He's a doctor.
She's a doctor.



She's a chef.
He's a chef.



He's a farmer.
She's a farmer.



He's a teacher.
She's a teacher.



She's a police officer.
He's a police officer.

Now listen and repeat.



6.10 Listen to the song and write the correct words in the spaces.



Who's this?
She's my mother.
Who's that?
He's my _____.



My _____ is a teacher,
my _____ is a vet,
Grandpa's a _____,
and Grandma's a _____!




This is my room




7.1 Listen and write the correct words in the spaces.

① poster _____



② c _____




③ m _____



⑤ l _____

These are my toys.

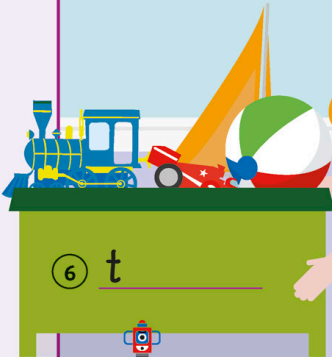
④ k _____




⑦ d _____

⑥ t _____

⑧ d _____



⑨ c _____



⑩ c _____

⑪ c _____

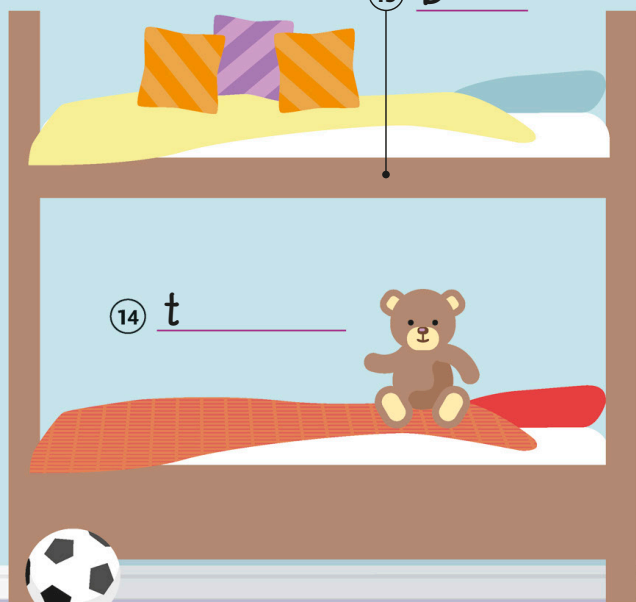
This is my camera.

⑫ r _____

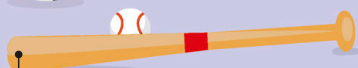




13 b _____



14 t _____



15 b _____



17 s _____

18 t _____

16 b _____



- lamp
- computer
- desk
- ~~poster~~
- keyboard
- toy box
- rug
- mouse
- doll
- car
- bed
- chair
- skateboard
- camera
- baseball bat
- tennis racket
- teddy bear
- ball

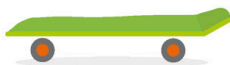


7.2 Match the pictures to the correct words.



skateboard

1



doll

2



car

3




lamp

4



chair

5



toy box

Now listen and repeat.



7.3 Listen and tick the correct pictures.



A



B

1



A




B

2




A



B

3



A



B

4



A



B



7.4 Read the sentences and tick the correct pictures.

This is my teddy bear.



A



B

1 These are my cars.



A

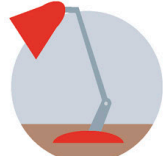


B

2 This is my camera.




A



B

3 This is my computer.



A



B

4 These are my dolls.



A



B

5 This is my ball.



A



B

Now listen and repeat.



7.5 Listen and match the names to the correct pictures.

Ben



car

1 Anna




computer

2 Jack



doll

3 Emma



skateboard

4 Harry

toy box





7.6 Look at the pictures and write the correct words in the spaces.

Those are

That's

~~This is~~

That's

This is

These are



This is my doll.




① _____ my ball.



② _____ my cameras.



③ _____ my teddy bears.



④ _____ my toy box.



⑤ _____ my tennis racket.

Now listen and repeat.





7.7 Look at the pictures and write the correct names in the spaces.

Maria



Andy



I've got a computer.

1 I've got a rug.

2 I haven't got a doll.

Maria

3 I haven't got a chair.

4 I've got a skateboard.

5 I haven't got a lamp.

6 I've got a teddy bear.

7 I haven't got a car.

Now listen and repeat.





7.8 Listen and write the correct answers below.

Yes, I have.

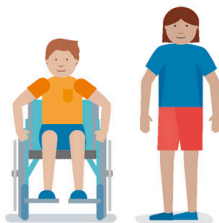
~~No, I haven't.~~

No, I haven't.

No, I haven't.

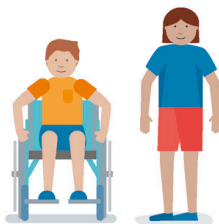
Yes, I have.

Have you got a baseball bat?

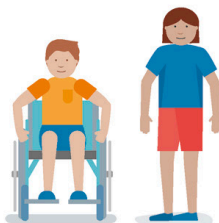


No, I haven't.


1 Have you got a car?



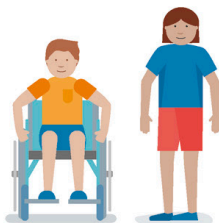
2 Have you got a chair?



3 Have you got a lamp?



4 Have you got a desk?





7.9 Look at the pictures and tick the correct answers.



Have you got a car?

Yes, I have.

No, I haven't.



1 Have you got a rug?

Yes, I have.

No, I haven't.



2 Have you got a ball?

Yes, I have.

No, I haven't.



3 Have you got a poster?

Yes, I have.

No, I haven't.



4 Have you got a doll?

Yes, I have.

No, I haven't.



5 Have you got a desk?

Yes, I have.

No, I haven't.

Now listen and repeat.



7.10 Listen to the song and write the correct words in the spaces.



This is my toy box
and these are my _____,

I've got a _____

and a _____, too.



Toys are fantastic!
Toys are cool!





8.1 Listen and read.

My name's Max.
I'm ten years old.
My favourite animal is a hippo.
I've got a tablet.
I haven't got a computer.
My favourite toy is my ball.





8.2 Write about yourself then draw your room and your favourite toy.

My name's _____.

I'm _____ years old.

My favourite animal is _____.

I've got a _____.

I haven't got a _____.

My favourite toy is my _____.



9 At the fair



9.1 Listen and write the correct words in the spaces.

hungry
~~tired~~
thirsty
cold
scared
hot
happy
excited
sad



① tired



② h

They're hungry.

We aren't hungry.
We're thirsty.

③ t



4 s

5 h

6 c

7 e

8 s

9 h



9.2 Look at the pictures and circle the correct words.




excited / tired



cold / hungry



scared / excited



thirsty / hungry



sad / tired



happy / hot


Now listen and repeat.



9.3 Listen and tick the correct pictures.




A



B

1



A



B

2



A



B



3 A



B

4



A




B

5



A




B



9.4 Look at the pictures and write the correct words next to the pictures.


happy ~~cold~~ tired
excited thirsty



cold



1



2



3



4

Now listen and repeat.



9.5 Listen to the song and write the correct words in the spaces.



Are you happy ?

_____, we are!

We are at the fair.



Are you _____ ?

_____, we aren't.

We aren't tired

or _____ !





9.6 Match the pictures to the correct sentences.



We're thirsty.

We're very scared.

We're really hot.

We're happy.

Now listen and repeat.



9.7 Listen and tick the correct sentences.



We're excited.
They're excited.



We're happy.
They're happy.



We're cold.
They're cold.



We're hot.
They're hot.



We're sad.
They're sad.



We're thirsty.
They're thirsty.



We're tired.
They're tired.



We're scared.
They're scared.



9.8 Look at the pictures and write the correct words in the spaces.

hot

~~thirsty~~

really

happy

excited



They're very thirsty.



1 We're really _____.



3 We're _____.



2 They're _____.




4 We're _____ tired.

Now listen and repeat.





9.9 Look at the pictures and tick the correct answers.



Are they excited?

Yes, they are.

No, they're not.



1 Are you scared?

Yes, we are.

No, we're not.



2 Are you hot?

Yes, we are.


No, we're not.



3 Are they cold?

Yes, they are.

No, they're not.



4 Are you tired?

Yes, we are.

No, we're not.



5 Are they sad?

Yes, they are.

No, they're not.

Now listen and repeat.



9.10 Listen and match the questions to the correct answers.

Are you sad?

1 Are they happy?

2 Are you excited?

3 Are you hungry?

4 Are they scared?

Yes, they are.

No, we're not.

No, they're not.

No, we're not.

Yes, we are.




9.11 Look at the pictures and write the correct answers in the spaces.

No, we're not. Yes, they are. ~~Yes, we are.~~ No, they're not.
 Yes, they are. No, we're not. No, they're not. Yes, we are.




Are you cold?

Yes, we are.



1 Are they hungry?



2 Are you happy?




3 Are they thirsty?



4 Are they excited?



5 Are you scared?



6 Are you excited?

7 Are they happy?

Now listen and repeat.



10 Our pets



10.1 Listen and write the correct words in the spaces.

- dog
- collar
- ~~rabbit~~
- mouse
- tortoise
- vet
- spider
- cat
- fish

Look! Andy's got a dog.

Yes, it's very dirty.

① rabbit

② t

③ d

④ m

⑤ c

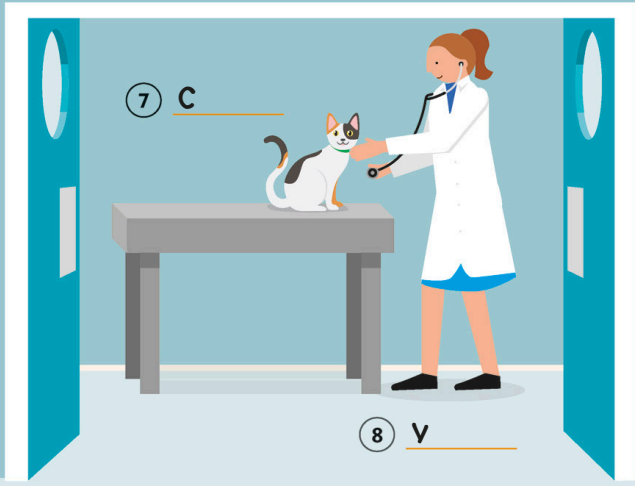




6 S _____



7 C _____



8 V _____



9 f _____





10.2 Look at the pictures and write the correct words in the spaces.

scary ~~young~~ dirty old big
nice small clean beautiful



young



1 o



2 n




3 s



4 d



5 c



7 b



6 b




8 s

Now listen and repeat.




10.3 Look at the pictures and tick the correct words.




cat
tortoise



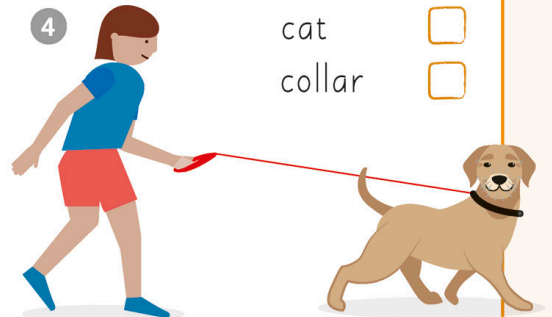
1 dog
rabbit



2 fish
rabbit



3 spider
vet



4 cat
collar

Now listen and repeat.





10.4 Look at the pictures and write the correct words.

vet


~~fish~~

dog

mouse


tortoise

cat



fish

1




2



3



4



5

Now listen and repeat.



10.5 Listen and tick the correct pictures.



A



B

1



A



B



2

A

B

3



A



B

4



A

B





10.6 Listen to the song and write the correct words in the spaces.



I've got a cat ,
she's and .

She likes to run
and play with a ball.

Maria's got a ,
his name is Socks.
He's and
and he's in this box.



10.7 Match the pictures to the correct words.



Ben's got
a rabbit.



He's got
a mouse.



She's got a fish.



Sara's got
a tortoise.



He's got a cat.




She's got a cat.

Now listen and repeat.






10.8 Listen and tick the correct pictures.



A



B



1 A



B



2 A



B




3 A



B




4 A



B



5 A



B



10.9 Look at the pictures and tick the correct answers.



Has she got a dog?



Yes, she has.

No, she hasn't.

1 Has he got a cat?



Yes, he has.

No, he hasn't.

2 Has she got a tortoise?



Yes, she has.

No, she hasn't.

3 Has he got a spider?



Yes, he has.

No, he hasn't.

Now listen and repeat.



10.10 Read the questions and tick the correct pictures.




Which dog is clean?



A

B

1 Which one is nice?



A

B


2 Which dog is small?



A

B


3 Which one is young?



A

B

4 Which dog is dirty?



A

B

5 Which one is old?



A

B

Now listen and repeat.



10.11 There are four sentences. Mark the beginning and end of each one and write them below.

Which pet is small?

1 _____

2 _____

3 _____

Which pet is small? | The mouse. Which one is scary? The spider!



Now listen and repeat.



11 My body



11.1 Listen and write the correct words in the spaces.

1 hair

2 n

3 f

4 l

5 m

6 b

7 h

8 a

9 f

10 l

11 t

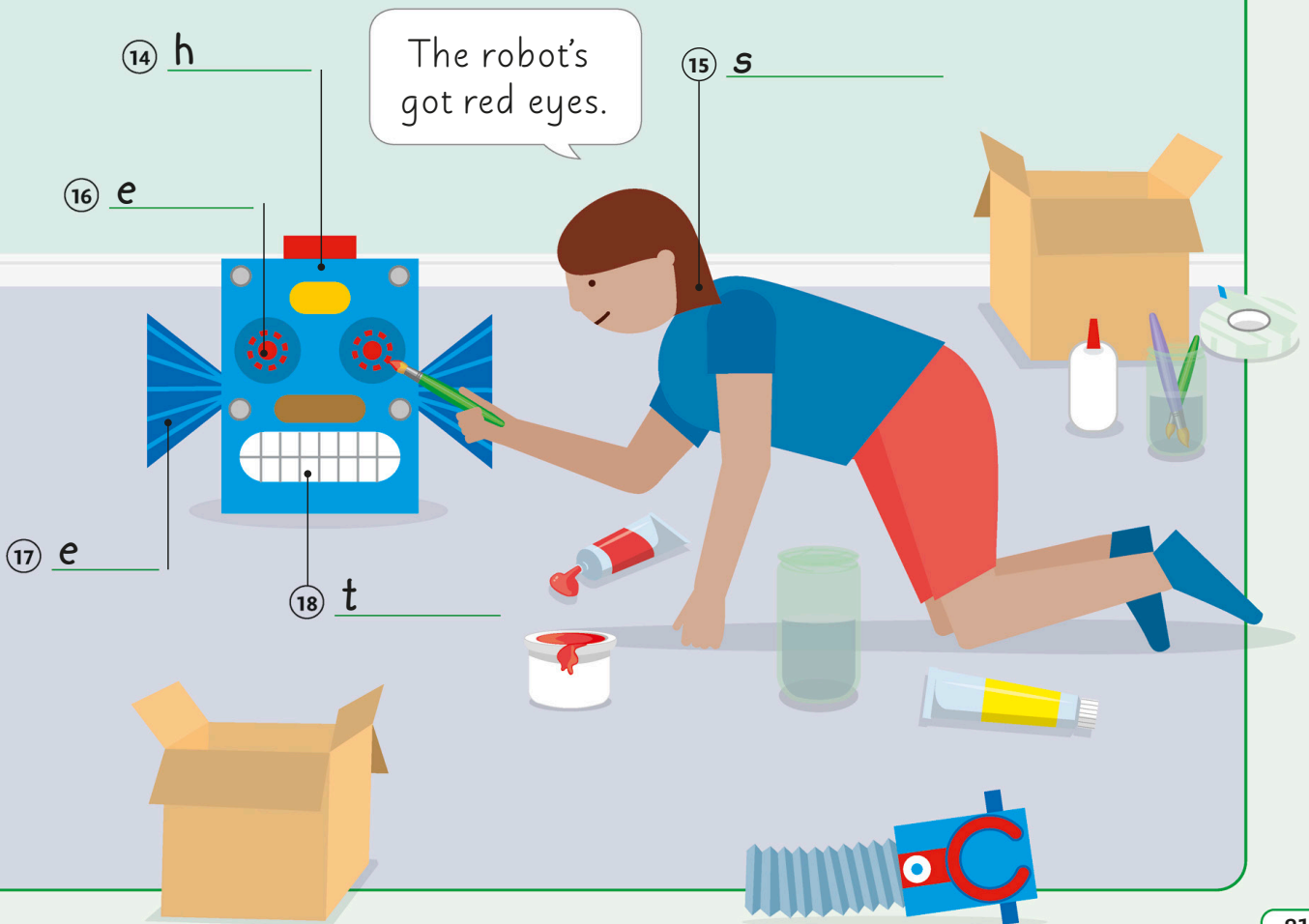
12 f

13 f

body nose mouth face ~~hair~~ arm

hand toes long hair foot leg feet fingers

head ear short hair teeth eye





11.2 Find and circle the five words in the grid.

teeth

fingers

~~leg~~

hair

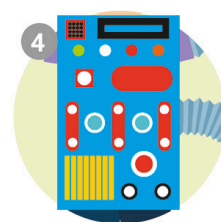
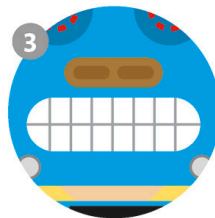
feet

arm

d	g	f	l	b	x	a
t	e	e	t	h	h	r
r	l	e	g	n	a	m
j	k	t	k	b	i	f
f	i	n	g	e	r	s



11.3 Match the pictures to the correct words.



ear

eye

body

long hair

teeth

Now listen and repeat.



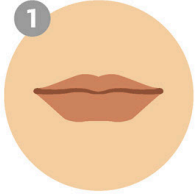


11.4 Write the correct words next to the pictures.

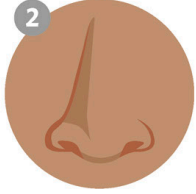


t o e s

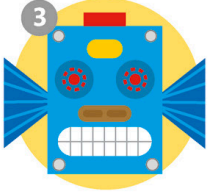
1



2



3



4



5




Now listen and repeat.



11.5 Listen and tick the correct pictures.



A



B

1

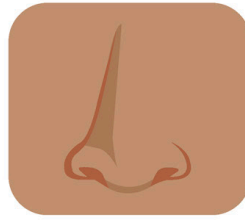


A



B

2



A



B

3



A



B



11.6 Look at the picture and write the correct words in the spaces.

legs purple ~~ears~~ teeth
hands yellow blue

The robot's got green ears .

1 The robot's got _____ eyes.


2 It's got red _____ .

3 It's got purple _____ .

4 The robot's got _____ feet.

5 It's got a _____ nose.

6 The robot's got orange _____ .

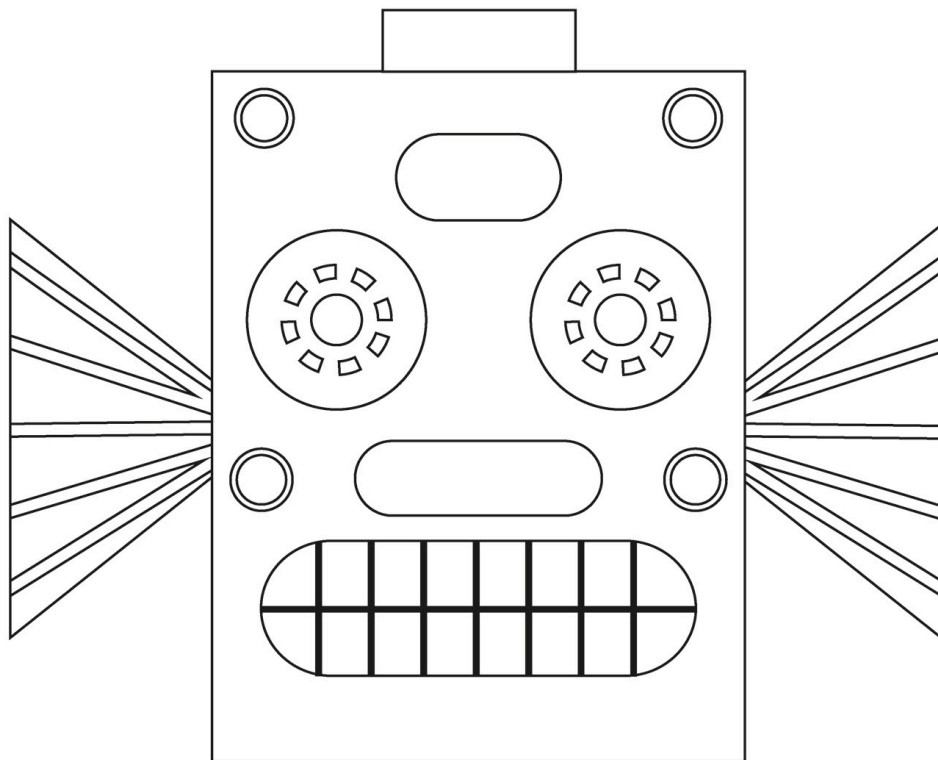


Now listen and repeat.





11.7 Listen and colour in the robot.



11.8 Listen and circle the correct answers.

Has the robot got four arms?

Yes, it has. / No, it hasn't.

1 Has it got black feet?

Yes, it has. / No, it hasn't.

2 Has it got green eyes?

Yes, it has. / No, it hasn't.

3 Has the robot got orange teeth?

Yes, it has. / No, it hasn't.

4 Has the robot got two legs?

Yes, it has. / No, it hasn't.

5 Has it got purple toes?

Yes, it has. / No, it hasn't.



11.9 Look at the picture and write the correct answers in the spaces.

No, it hasn't.


~~Yes, it has.~~

Yes, it has.

Yes, it has.

No, it hasn't.

Yes, it has.



Has it got three arms?

Yes, it has.

① Has it got purple eyes?

② Has it got two legs?

③ Has it got orange hands?

④ Has it got blue ears?

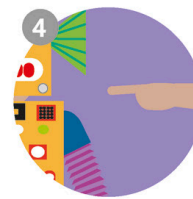
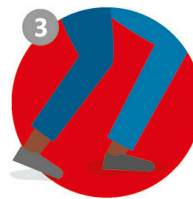
⑤ Has it got three hands?

Now listen and repeat.





11.10 Match the pictures to the correct words.



touch

point

wave

clap

move

Now listen and repeat.



11.11 Listen to the song and write the correct words in the spaces.



Clap your hands,
 _____ your nose,
 _____ your feet,
 _____ your toes!

Point one _____,
 move your head,
 _____ your arms,
 touch one leg!




12 Our town



12.1 Listen and write the correct words in the spaces.

park aeroplane
train ~~airport~~ lake
bookshop zoo
street boat bike
fire station house
school helicopter
block of flats
shop hospital
bus lorry
motorbike car



Where do you live?

I live next to the fire station.

1 airport

2 a

3 s

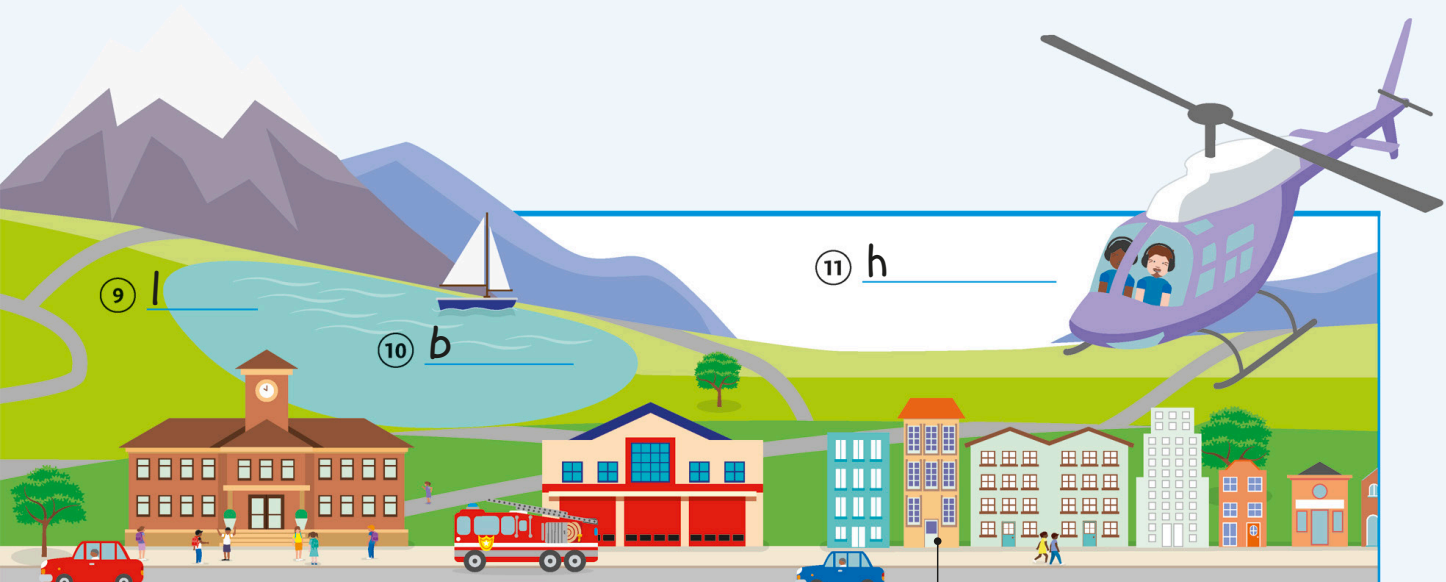
4 t

5 b

6 z

8 b

7 p



9 l _____


10 b _____

11 h _____

12 s _____

13 f _____


14 b _____



15 h _____



16 h _____



17 s _____

18 l _____

19 c _____

20 b _____

21 m _____



12.2 Look at the pictures and circle the correct words.



zoo / street



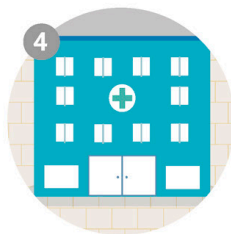
bus / lorry



house / school



bike / helicopter



hospital / shop



park / lorry

Now listen and repeat.



12.3 Listen and tick the correct pictures.



A



B

1



A



B

2



A



B



3 A




B

4



A



B

5



A



B



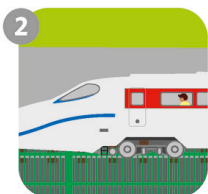
12.4 Look at the pictures and write the letters in the correct order.




h u s e o
h o u s e



c r a
c _ _ _



t a i r n
t _ _ _ _



l k a e
l _ _ _ _



p r k a
p _ _ _ _

Now listen and repeat.



12.5 Listen to the song and write the correct words in the spaces.



This is my town,
there's a park
and a _____ .
There's an _____ ,
a _____ , and
a fire station, too.



This is my town,
there are _____ and
a _____ .
This is my town,
I love it, it's cool.





12.6 Look at the pictures and write the correct words in the spaces.

There are ~~There's~~ There are There's There are There's



There's a lake.



① _____ two shops.



② _____ a fire station.



③ _____ a zoo.



④ _____ three houses.




⑤ _____ four cars.

Now listen and repeat.



12.7 Read the sentences and tick the correct pictures.


There are two motorbikes.



A

B

1 There's a car.



A

B


2 There are four bikes.



A

B

3 There are three boats.



A

B


4 There's a house.



A

B

5 There's a lorry.



A

B

Now listen and repeat.

12.8 Look at the pictures and tick the correct words.



behind
 next to
 in front of



1
 between
 in front of
 behind



2
 between
 next to
 in front of



3
 behind
 between
 next to

Now listen and repeat.

12.9 Look at the picture and write the correct words in the spaces.



Where's the bike?

It's next to the bookshop.

1 Where's the bookshop?

It's _____ the green car.

2 Where's the school?

It's _____ the lake.

3 Where's the fire station?

It's _____ the school.

4 Where's the house?

It's _____ the hospital and the bookshop.

5 Where's the bus?

It's _____ the hospital.


in front of ~~next to~~ behind in front of next to between

Now listen and repeat.







12.10 Listen and match the questions to the correct answers.



- 1 Where's the park?
- 2 Where's the lorry?
- 3 Where's the zoo?
- 4 Where's the lake?
- 5 Where's the school?


- It's behind the hospital.
- It's between the fire station and the shop.
- It's behind the school.
- I live in front of the zoo.
- It's between the airport and the block of flats.
- It's next to the lake.



I live next to the zoo.

And you?

I live _____



13 My home



13.1 Listen and write the correct words in the spaces.

plants bedroom

clock ~~garden~~

television/TV

sofa bath floor

living room wall

door window kitchen

mat fridge

armchair dining room

bookcase hall chair

mirror lights table

bathroom flowers

① garden

Where's Sara?

She's in the bedroom.

② b

③ c

④ p


⑬ l

⑭ t

⑮ s



5 W





6 W


7 f

9 b


8 a



10 b



11 m



12 b

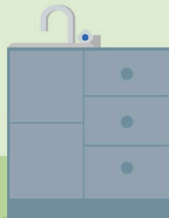
16 h

17 d



19 l

20 k



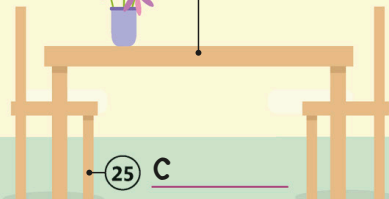
21 f

22 d

23 f



24 t




25 c


18 m



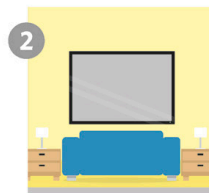
13.2 Look at the pictures and circle the correct words.



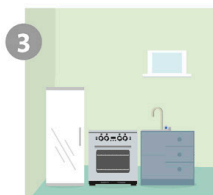
kitchen / bathroom



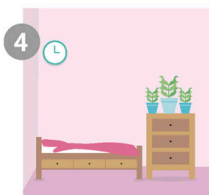
dining room / bathroom



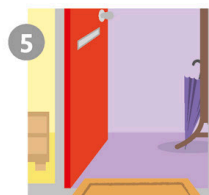
bedroom / living room



kitchen / living room



bedroom / dining room



kitchen / hall

Now listen and repeat.



13.3 Match the pictures to the correct words.



1



table

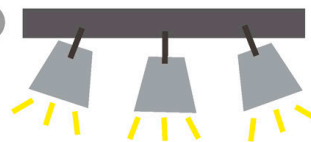
television

2




lights

4



3



armchair

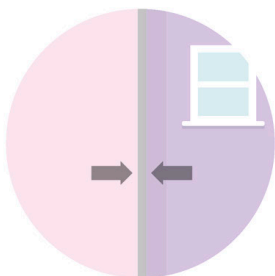
window

Now listen and repeat.






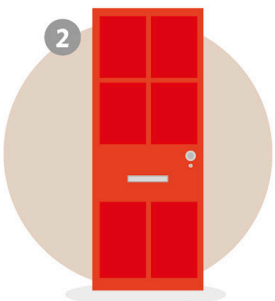
13.4 Look at the pictures and tick the correct words.



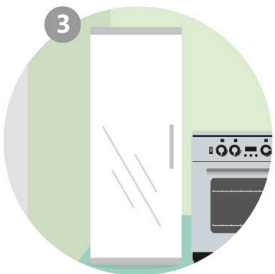
- table
- wall
- television



- sofa
- floor
- flowers



- clock
- television
- door




- bookcase
- fridge
- mirror

Now listen and repeat.



13.5 Look at the pictures and write the correct words in the spaces.


bookcase ~~door~~
clock plants chair



door _____









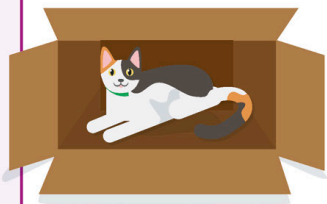
Now listen and repeat.






13.6 Write the correct words under the pictures.


under ~~in~~ on



i n



1 _____



2 _____


Now listen and repeat.



13.7 Look at the pictures and circle the correct words.




The book is
on / under the floor.




The cat is
in / on the bath.




The plants are
on / under the window.



The cat is
on / in the mat.



The bookcase is
under / on the lights.




The flowers are
in / on the table.

Now listen and repeat.





13.8 Listen and tick the correct pictures.



A



B




A



B

1




A




B

2



A




B

3



A



B

4




13.9 Listen to the song and write the correct words in the spaces.



The TV's in
the living room,
the _____ is in the _____.

Where's the _____?
It's _____ my
bedroom _____.





13.10 Look at the pictures and write the correct answers in the spaces.

Yes, there is.

No, there isn't.


~~Is there~~

Yes, there is.

No, there isn't.

Is there

Is there a TV in the living room?

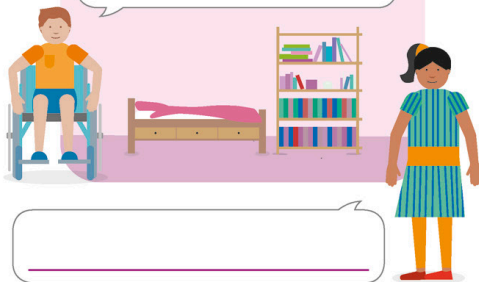


Yes, there is.

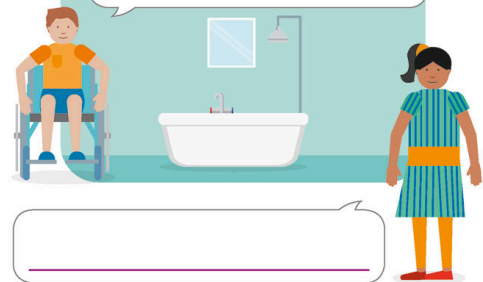
1 Is there a sofa in the kitchen?




2 Is there a bookcase in the bedroom?



3 Is there a clock in the bathroom?



4 Is there a window in the bedroom?



5 _____ a table in the dining room?



Yes, there is.

Now listen and repeat.





13.11 Look at the picture and write the correct answers in the spaces.

Yes, there are.


~~Yes, there are.~~

No, there aren't.

No, there aren't.

No, there aren't.

Yes, there are.



Are there any plants in the garden?

Yes, there are.

1 Are there any flowers in the kitchen?

2 Are there any windows in the dining room?

3 Are there any clocks in the bedroom?

4 Are there any chairs in the dining room?

5 Are there any armchairs in the living room?

Now listen and repeat.



14 Review: Where I live



14.1 Listen and read.

I'm Andy and this is my town.

In my town, there's a hospital and a school.
There are two parks and three shops.

That's my house. I live next to the hospital.




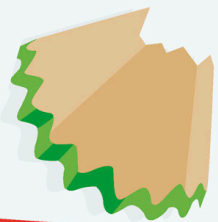


14.2 Write about your town then draw your house and town.

I'm _____ and this is my town.

In my town, there's a _____ and
a _____. There are _____
and _____.

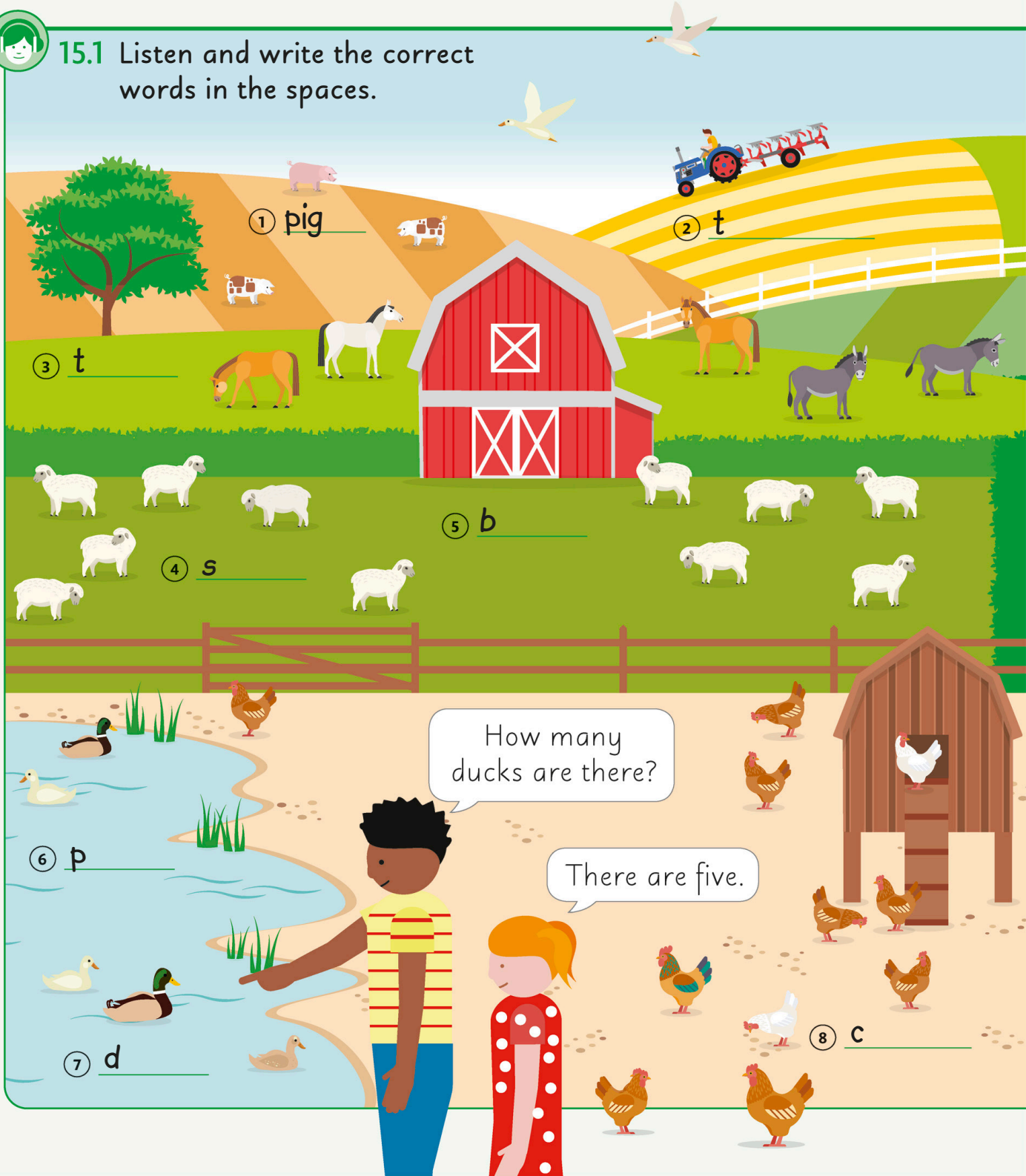
That's my house. I live _____
the _____.



15 On the farm



15.1 Listen and write the correct words in the spaces.



① pig _____

② t _____

③ t _____

⑤ b _____

④ s _____

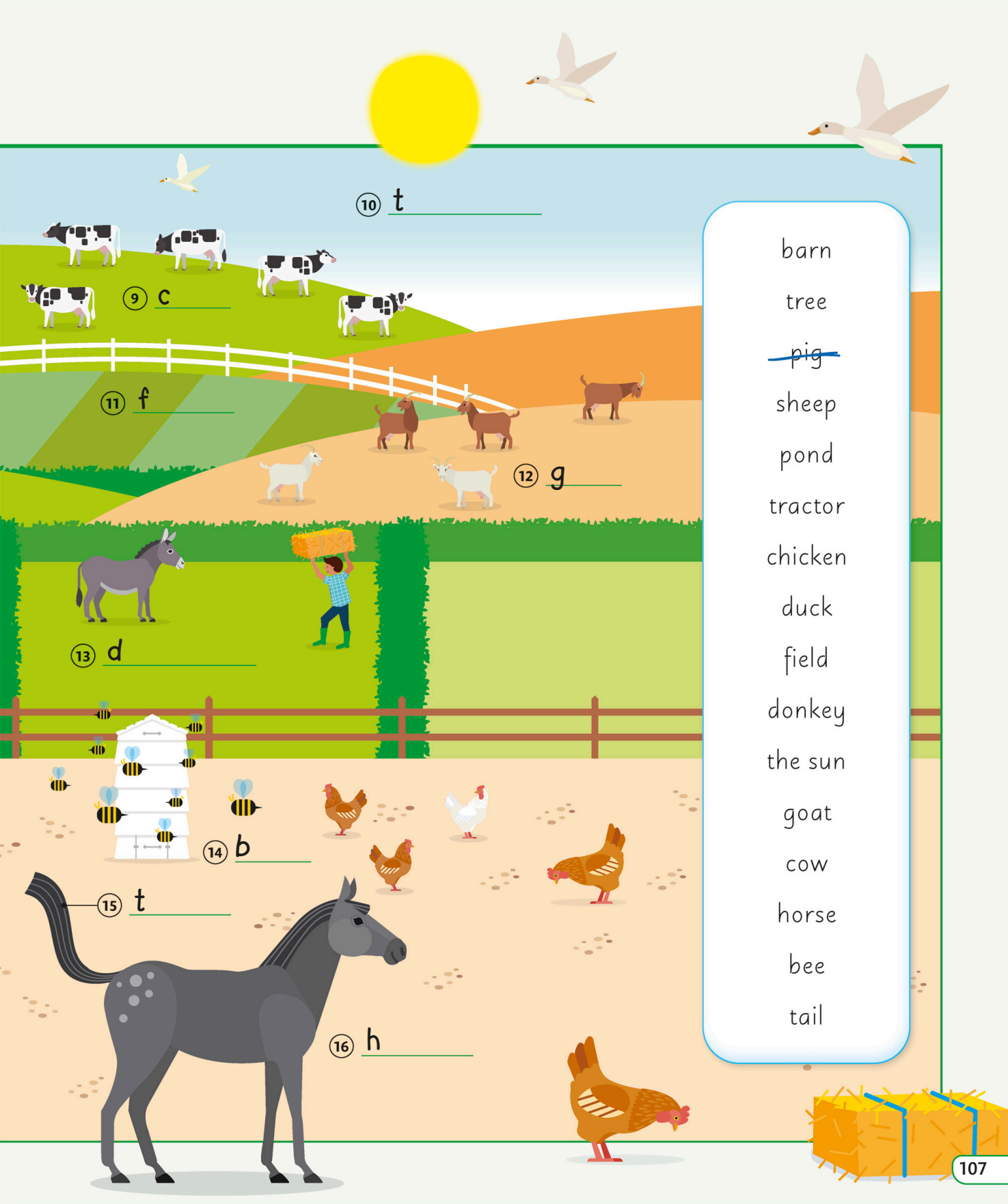
⑥ p _____

There are five.

⑦ d _____

⑧ c _____

How many ducks are there?



⑩ t _____

⑨ c _____

⑪ f _____

⑫ g _____

⑬ d _____

⑭ b _____

⑮ t _____

⑯ h _____

- barn
- tree
- ~~pig~~
- sheep
- pond
- tractor
- chicken
- duck
- field
- donkey
- the sun
- goat
- cow
- horse
- bee
- tail



15.2 Find and circle the five words in the grid.

tail

donkey

~~barn~~


pig

bee

horse



g t d i h b
b a r n o e
 p i g l r e
 r l e w s i
 d o n k e y



15.3 Listen and tick the correct pictures.



A



B

1



A



B

2



A



B



3 A



B

4



A



B

5



A

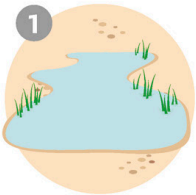


B

15.4 Look at the pictures and circle the correct words.



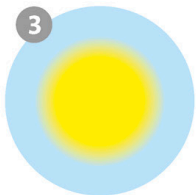
bee / goat



donkey / pond




sheep / tractor



the sun / horse



duck / tail



tree / chicken

Now listen and repeat.



15.5 Look at the pictures and write the correct words in the spaces.

barn goat ~~chicken~~
donkey field sheep



chicken

1



2



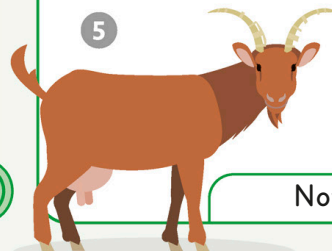
3



4



5

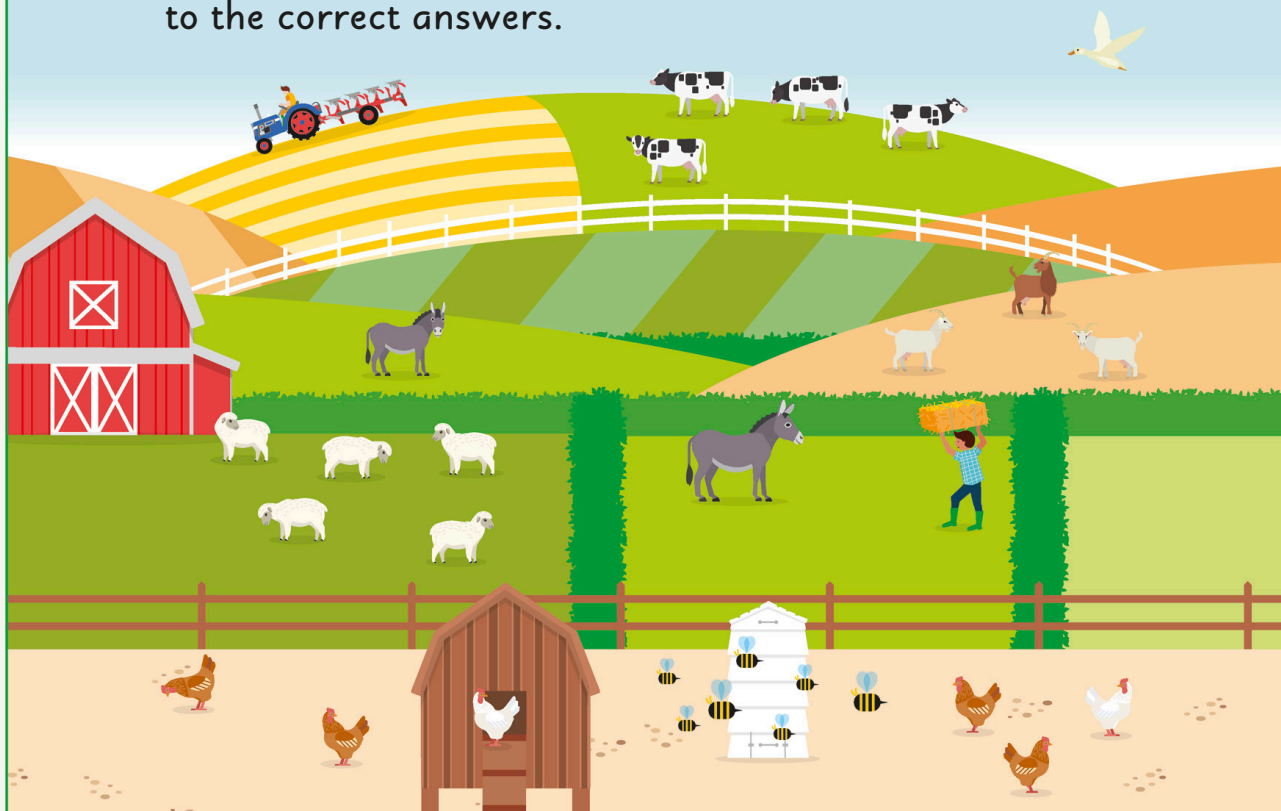


Now listen and repeat.





15.6 Look at the picture and match the questions to the correct answers.



How many barns are there?

- 1 How many sheep are there?
- 2 How many cows are there?
- 3 How many goats are there?
- 4 How many bees are there?
- 5 How many chickens are there?
- 6 How many donkeys are there?

There are five.

There are three.

There are six.

There's one.

There are two.

There are four.

There are seven.

Now listen and repeat.





15.7 Look at the pictures and circle the correct words.

How many ducks are there?

There's / There are two.




1 How many donkeys are there?

There's / There are three.




2 How many horses are there?

There's / There are one.



3 How many cows are there?

There's / There are four.



4 How many tractors are there?

There's / There are one.



Now listen and repeat.




15.8 Look at the pictures and write the correct words in the spaces.

behind

~~in~~


next to

in front of




Where are the cows?

They're in the field.




1 Where's the horse?

It's _____ the tree.



2 Where's the donkey?

It's _____ the pond.



3 Where are the goats?

They're _____ the barn.

Now listen and repeat.





15.9 Listen to the song and write the correct words in the spaces.



Where are the ducks ?

They're on the _____ !



Where are the _____ ?

They're _____ the field!




Where are the _____ ?


They're in the _____ !

_____ are the animals?

They're _____ my farm!




15.10 Look at the pictures and tick the correct sentences.




The donkey's in the field.

The donkeys are in the field.




The duck's on the pond.

The ducks are on the pond.



The sheep's in front of the barn.

The sheep are in front of the barn.



The horse is under the tree.

The horses are under the tree.

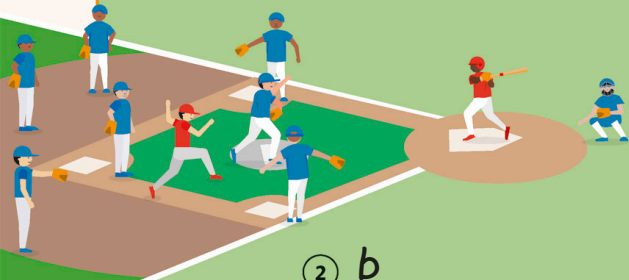
Now listen and repeat.



16 Sports



16.1 Listen and write the correct words in the spaces.




② b



① basketball



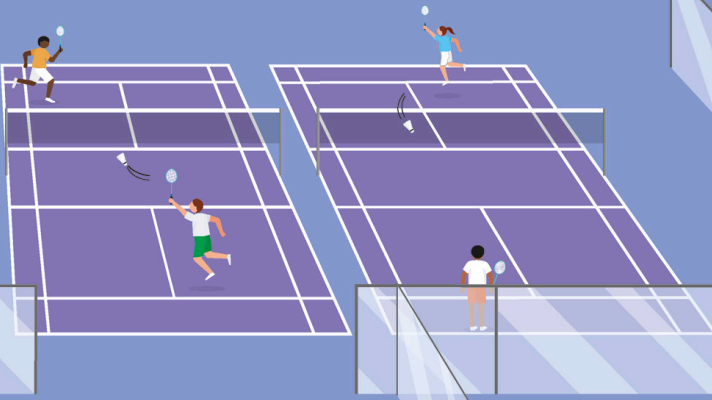
③ f



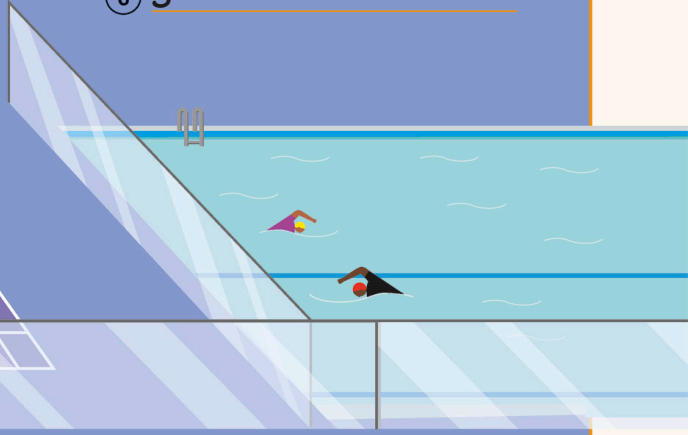
④ t

- ~~basketball~~ baseball
- table tennis ice hockey
- tennis football
- swimming badminton

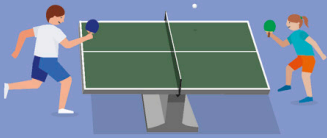
5 b



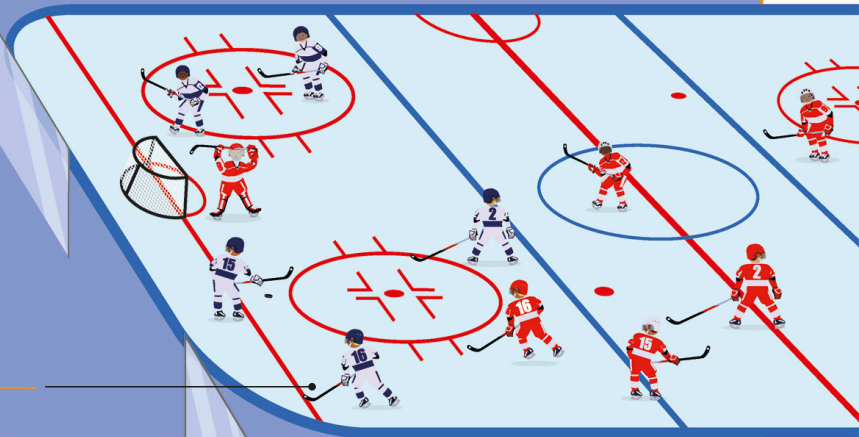
6 s



7 t

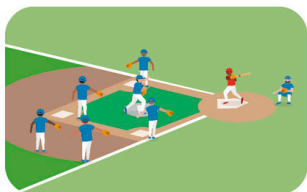


8 i





16.2 Write the correct words under the pictures.




b a s e b a l l



b



t



s

Now listen and repeat.



16.3 Listen and tick the correct pictures.



A




B

1



A




B

2



A



B



3 A




B

4



A



B

5



A



B



16.4 Look at the pictures and write the correct words in the spaces.

swim play tennis ~~run~~ bounce throw
 catch kick play ice hockey hit jump



run



1 j



2 s



3 p



4 p



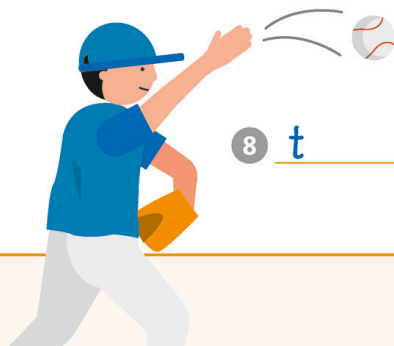
5 c



6 b



7 k



8 t



9 h

Now listen and repeat.





16.5 Look at the pictures and circle the correct words.



run / hit



swim / run



jump / kick



catch / bounce



throw / hit

Now listen and repeat.



16.6 Read the words and tick the correct pictures.

jump



A



B

1 play tennis



A



B

2 run




A



B

3 bounce



A



B

4 play basketball



A



B

5 throw



A



B

Now listen and repeat.





16.7 Look at the pictures and write the correct words in the spaces.

jump catch ~~kick~~
throw bounce



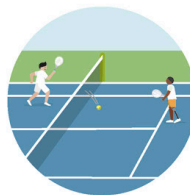
kick




Now listen and repeat.



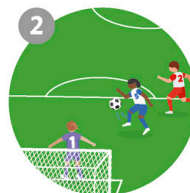
16.8 Match the pictures to the correct words.



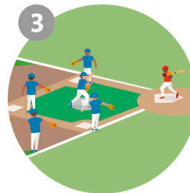
play football




play baseball




play tennis



play badminton



play ice hockey



play basketball

Now listen and repeat.





16.9 Listen and write the correct words in the spaces.

can't

can

~~can't~~

can

can't

can


can't




I can't play table tennis.



1 I _____ play tennis.



2 I _____ play baseball.




3 I _____ play ice hockey.



4 I _____ play basketball.



5 I _____ play badminton.



6 I _____ play football.





16.10 Listen and tick the correct answers.

Can you bounce a ball?



Yes, I can.



No, I can't.



1

Can you swim?



Yes, I can.




No, I can't.



2

Can you play basketball?



Yes, I can.



No, I can't.



3

Can you throw a ball?



Yes, I can.



No, I can't.



4

Can you play football?



Yes, I can.



No, I can't.





16.11 Look at the pictures and write the correct words in the spaces.

she can

Can he

Can she

she can't

~~he can't~~


he can

Can he play tennis?




No, he can't.

1 Can he catch a ball?




Yes, _____.

2 _____ run?




Yes, she can.

3 Can she play football?



No, _____.

4 Can she swim?



Yes, _____.

5 _____ play baseball?



No, he can't.

Now listen and repeat.





16.12 Listen and match the questions to the correct answers.

Can Max swim?

Yes, he can.

1 Can she play table tennis?

No, she can't.

2 Can Maria play badminton?

Yes, she can.

3 Can he play ice hockey?

No, he can't.



16.13 There are four sentences. Mark the beginning and end of each one and write them below.

Can she play baseball?

1 _____

2 _____

3 _____



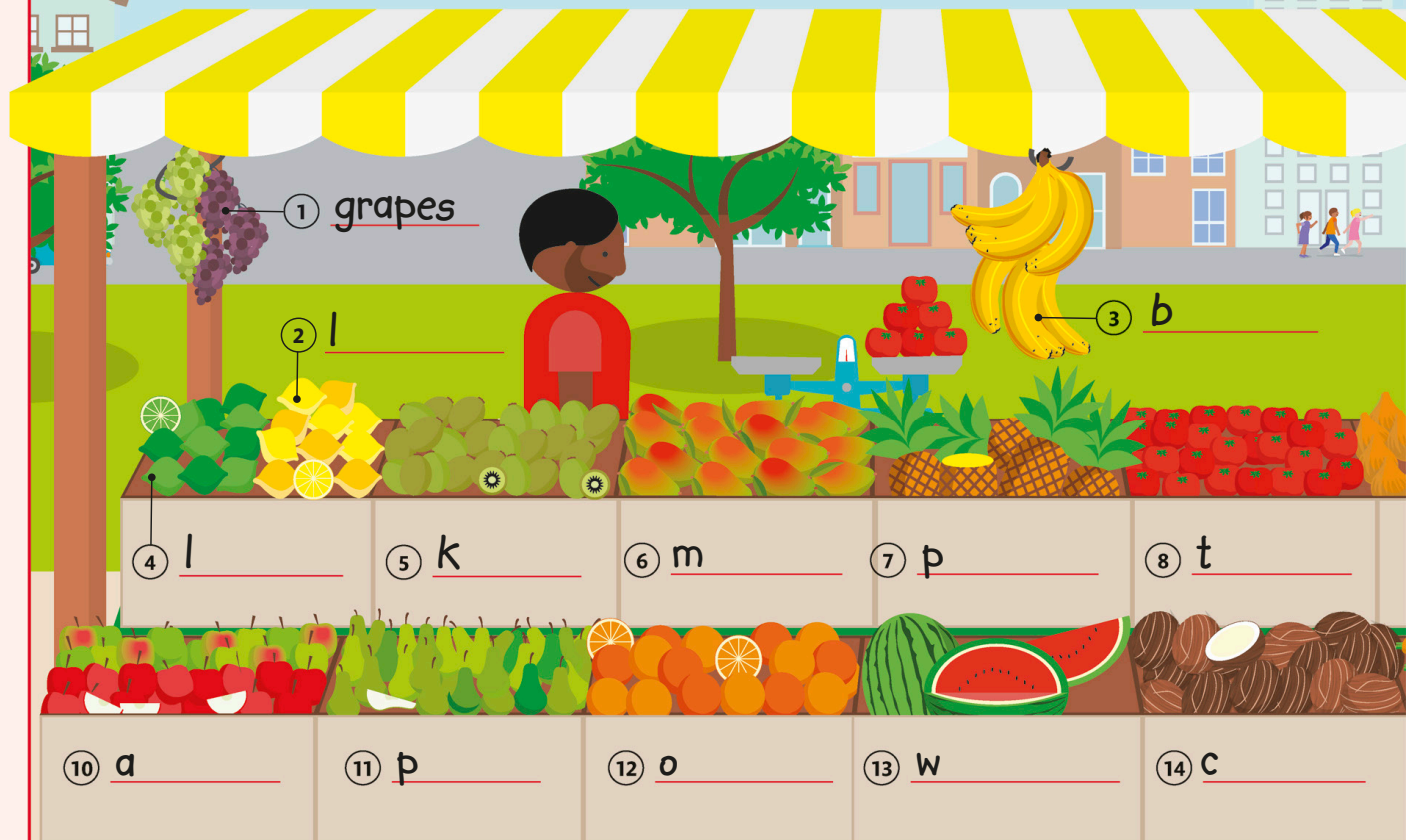
~~Can she play baseball?~~ Yes, she can. Can he swim? No, he can't.

Now listen and repeat.







17.1 Listen and write the correct words in the spaces.



Can I have some pears, please?

Here you are.





9 o _____

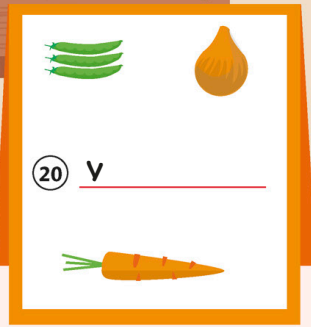
17 m _____

18 f _____

15 c _____

16 p _____


- oranges kiwis lemons limes
~~grapes~~ tomatoes mangoes pears
 pineapples bananas meat coconuts
 onions fruit watermelons potatoes
 vegetables carrots fish apples



20 v _____




17.2 Look at the pictures and write the letters in the correct order.




o i n s n o

o n i o n s



k w i s i

1 k



p r a e s

2 p



a p l p s e

3 a



f u t r i

4 f




g p r a e s

5 g



l m e s i

6 l



m t a e

7 m



l m e n s o





8 l

Now listen and repeat.





17.3 Match the pictures to the correct words.



carrots

mangoes

coconuts

watermelons


vegetables

Now listen and repeat.



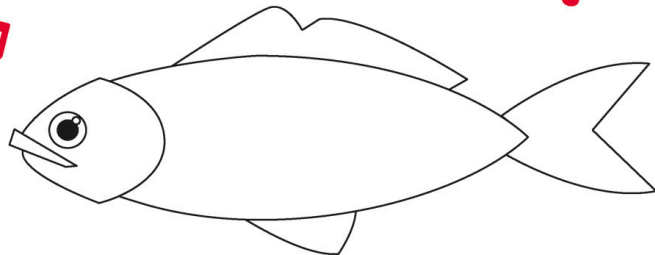

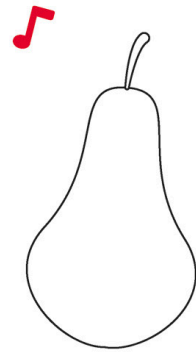
17.4 Listen to the song and write the correct words in the spaces.

17.5 Colour in the three foods that you heard in the song.



Apples and oranges,
_____ and _____, too.

Here are nice _____,
and meat and _____ for you.





17.6 Look at the pictures and write the correct words in the spaces.

or

~~don't like~~

and

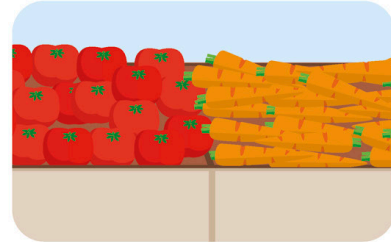
like

and

or



1 I don't like pears or oranges.




2 I like tomatoes _____ carrots.




3 I don't like potatoes _____ onions.



4 I _____ lemons and limes.



5 I don't like apples _____ coconuts.



6 I like mangoes _____ watermelons.

Now listen and repeat.





17.7 Listen and tick the correct answers.

Do you like pineapples?



Yes, I do.



No, I don't.



1

Do you like potatoes?



Yes, I do.



No, I don't.



2

Do you like grapes?



Yes, I do.



No, I don't.



3

Do you like meat?



Yes, I do.



No, I don't.



4

Do you like bananas?



Yes, I do.

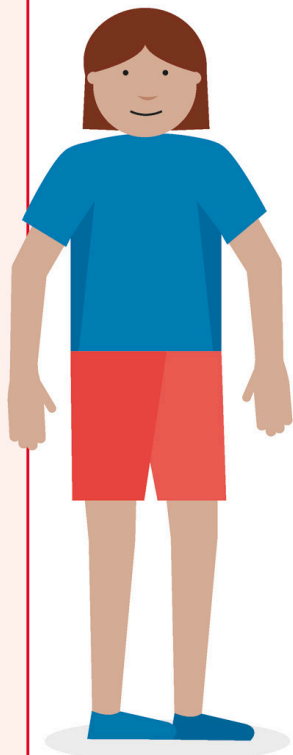


No, I don't.






17.8 Look at the pictures and circle the correct words.



Can I have an / some apples, please?




1 Can I have a / some onions, please?



2 Can I have a / some lemon, please?



3 Can I have a / some pears, please?



4 Can I have an / some orange, please?



5 Can I have a / some carrots, please?




Now listen and repeat.






17.9 Read the questions and tick the correct pictures.

Can I have some tomatoes, please?




A




B

1 Can I have a potato, please?



A




B

2 Can I have some coconuts, please?




A




B

3 Can I have an apple, please?

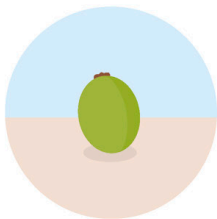


A




B

4 Can I have a kiwi, please?




A




B

5 Can I have some bananas, please?



A



B

Now listen and repeat.




18 At the toyshop


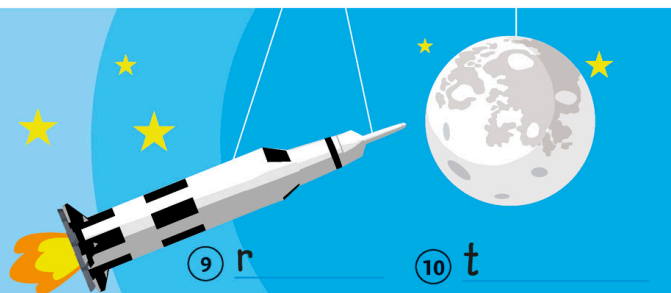


18.1 Listen and write the correct words in the spaces.

ball
action figure
~~alien~~
teddy bear
monster
doll
puppet
car
board game
train
rocket
video game
the moon
balloons
stars
robot



TOYS



12 r _____

It's Ben's birthday.


14 t _____

Let's give him a robot.





18.2 Listen and tick the correct pictures.



A



B



A




B

1



A

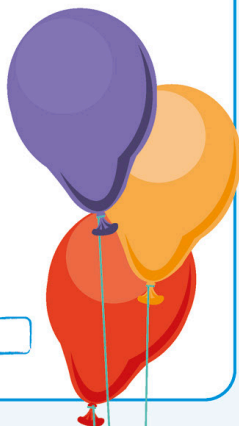


B

2



A




B

3



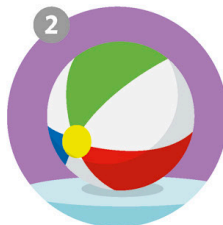
18.3 Look at the pictures and write the letters in the correct order.



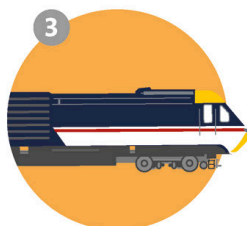
a i n l e
a l i e n




d l o l
d _ _ _



b l l a
b _ _ _



t n r a i
t _ _ _




s r t s a
s _ _ _

Now listen and repeat.






18.4 Look at the pictures and circle the correct words.



doll / ball

1




car / teddy bear

2




the moon / train

3



board game / monster

4



alien / puppet

Now listen and repeat.




18.5 Look at the pictures and write the correct words in the spaces.

monster

~~stars~~

robot

car




stars


1



2

3





Now listen and repeat.





18.6 Listen and write the correct answers in the spaces.


No, she doesn't.

~~Yes, he does.~~

Yes, she does.

No, he doesn't.

Does he like aliens?




Yes, he does.



1 Does she like board games?



2 Does she like video games?



3 Does he like robots?







18.7 Look at the pictures and circle the correct words.




Ben likes / doesn't like trains.




1 She likes / doesn't like puppets.



2 Maria likes / doesn't like aliens.




3 He likes / doesn't like cars.



4 Sara likes / doesn't like rockets.



5 Max likes / doesn't like monsters.



6 He likes / doesn't like dolls.



7 She likes / doesn't like balloons.

Now listen and repeat.





18.8 Listen and tick the correct answers.

I love cars!




Me too!

I don't.

1

I love teddy bears!



Me too!

I don't.

2

I love video games!



Me too!

I don't.

3

I love action figures!



Me too!

I don't.



18.9 Listen to the song and write the correct words in the spaces.

18.10 Colour in the three toys that you heard in the song.







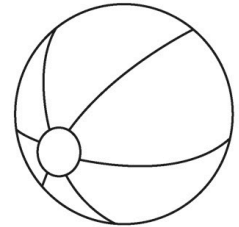
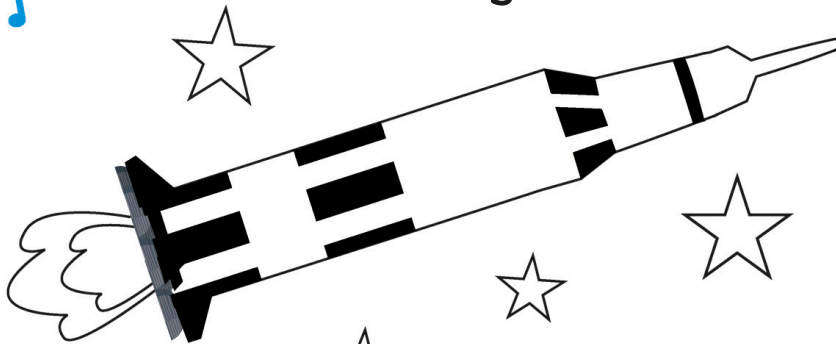
Maria likes dolls ,
but she doesn't like _____ .



Andy likes _____ ,
but he doesn't like _____ .



I like _____ and video games,
and my favourite toy 
is my _____ !



19 Our hobbies



19.1 Listen and write the correct words in the spaces.



① ride a bike



② W

draw pictures

~~ride a bike~~

paint

skateboard

watch football

play the guitar

read

take photos

play the piano

dance

sing



③ S



④ d



I enjoy painting.

Me too.
It's fun!

⑤ P





6 r _____

7 s _____

10 p _____

9 p _____

8 d _____

11 t _____



19.2 Read the words and tick the correct pictures.

play the guitar



A



B

1 read



A



B

2 draw pictures



A



B

3 dance



A



B

4 take photos



A



B

5 skateboard



A



B

Now listen and repeat.




19.3 Look at the pictures and circle the correct words.



read / ride a bike



1 dance / skateboard



2 play the piano / read



3 sing / paint



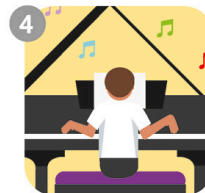
4 watch football / sing

Now listen and repeat.





19.4 Match the pictures to the correct words.



ride a bike play the piano draw pictures take photos play the guitar

Now listen and repeat.



19.5 Look at the pictures and write the letters in the correct order.



d n e c a

d a n c e



p n t a i

1 p _ _ _ _



r d e a

2 r _ _ _ _



s g n i


3 s _ _ _ _

Now listen and repeat.





19.6 Match the pictures to the correct sentences.



I like playing the guitar.

1



I like playing the piano.

2



I enjoy skateboarding.

3



I like taking photos.

4



I like drawing pictures.

5



I enjoy riding a bike.

Now listen and repeat.



19.7 Listen and tick the correct sentences.



I like painting.
I don't like painting.



I like reading.
I don't like reading.



I like singing.
I don't like singing.



I like painting.
I don't like painting.



I like dancing.
I don't like dancing.



19.8 Look at the pictures and write the correct words in the spaces.

drawing pictures
taking photos

~~painting~~

reading
riding a bike



I enjoy painting.



1 I like _____.



2 I like _____.



3 I enjoy _____.



4 I like _____.

Now listen and repeat.



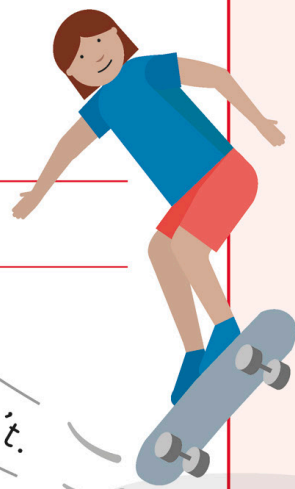
19.9 There are four sentences. Mark the beginning and end of each one and write them below.

Do you like reading?

1 _____

2 _____

3 _____



Do you like reading? Yes, I do. Do you like singing? No, I don't.

Now listen and repeat.





19.10 Look at the pictures and write the correct words in the spaces.

I don't ~~Do you like~~ reading
 I do Do you like No

1 Do you like skateboarding?

Yes, I do.

1 Do you like watching football?

Yes, _____.

2 Do you like dancing?

No, _____.

3 _____ playing the piano?

Yes, I do.

4 Do you like singing?

_____, I don't.

5 Do you like _____?

Yes, I do.

Now listen and repeat.





19.11 Listen and write the correct answers in the spaces.


~~Yes, I do.~~ No, I don't.
 Yes, I do. No, I don't.
 Yes, I do.

Do you like reading?

Yes, I do.



1 Do you like riding a bike?



2 Do you like playing the guitar?



3 Do you like singing?



4 Do you like painting?



19.12 Listen to the song and write the correct words in the spaces.

Have you got hobbies?

Yes, I have.



I love reading books and skateboarding, too.

Do you like playing _____ ?



Yes, I do.

I love _____ tennis and playing _____ , too.



Do you _____ singing?

Yes, I do.

I love _____ songs, and I love _____ , too.




20 Review: What I like



20.1 Listen and read.

I'm Andy. I enjoy playing tennis. I like oranges and pears, but I don't like tomatoes. I love video games.

My friend Eva enjoys playing table tennis. She likes watermelons, but she doesn't like pears. My friend loves robots.





20.2 Write about the things you and a friend like then draw a picture.

I'm _____ . I enjoy _____ .
I like _____ and _____ ,
but I don't like _____ .
I love _____ .

My friend _____ enjoys _____ .
_____ likes _____ , but
_____ doesn't like _____ .
My friend loves _____ .



21 Our party clothes



21.1 Listen and write the correct words in the spaces.



trousers sock ~~watch~~ shorts
 T-shirt handbag hat skirt dress
 jeans baseball cap glasses shoe
 jacket shirt bag boot



11 j _____



10 b _____



12 s _____



13 b _____




14 g _____



15 s _____

16 b _____



17 j _____



21.2 Look at the pictures and circle the correct words.



shirt / shorts




1 glasses / boot



2 T-shirt / hat



3 jacket / shoe



4 trousers / skirt

5 handbag / jeans

Now listen and repeat.



21.3 Look at the pictures and write the correct words in the spaces.

shirt ~~hat~~ jeans dress
watch shorts jacket

It's a hat .



1 It's a _____ .



2 It's a _____ .



3 They're _____ .



4 It's a _____ .



5 It's a _____ .



6 They're _____ .



Now listen and repeat.





21.4 Listen and tick the correct pictures.



A



B

1



A



B

2



A



B



3 A



B

4



A



B

5



A



B



21.5 Listen to the song and write the correct words in the spaces.



We're at a party,
so let's all _____ and play.



What a fun _____
for Ben's birthday!




Andy's _____ his
favourite _____,
and Sara's got
a beautiful _____.





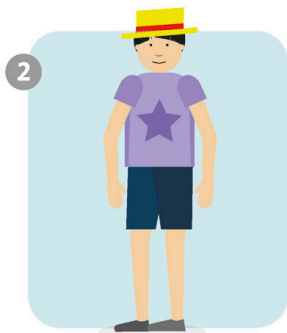
21.6 Look at the pictures and tick the correct sentences.




I'm wearing socks.
I'm wearing glasses.



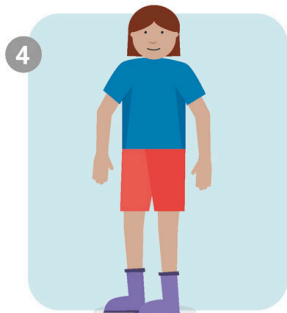
I'm wearing a jacket.
I'm wearing trousers.




I'm wearing a hat.
I'm wearing a watch.



I'm wearing a watch.
I'm wearing jeans.



I'm wearing a dress.
I'm wearing boots.



I'm wearing trousers.
I'm wearing a hat.

Now listen and repeat.





21.7 Listen and match the names to the correct clothes.

Sara

1 Max

2 Nick

3 Kim

4 James

5 Maria



jacket



shorts



jeans



baseball cap



shirt



dress



21.8 There are four sentences. Mark the beginning and end of each one and write them below.

Are you wearing boots? | Yes, I am. Are you wearing a watch? No, I'm not.

Are you wearing boots?

1 _____

2 _____

3 _____

Now listen and repeat.





21.9 Look at the pictures and write the correct answers in the spaces.

No, I'm not.

~~Yes, I am.~~

No, I'm not.

Yes, I am.


Are you wearing my baseball cap?



Yes, I am.

1

Are you wearing my trousers?




2

Are you wearing my shirt?



3

Are you wearing my boots?



Now listen and repeat.



21.10 Look at the pictures and circle the correct words.




What a / What lovely watch!



1 What a / What clean shoes!




2 What a / What dirty jeans!



3 What a / What nice hat!





4 What a / What colourful bag!



5 What a / What nice skirt!

Now listen and repeat.

21.11 Match the pictures to the correct sentences.



What lovely trousers!

What a nice watch!

What dirty socks!

What a beautiful dress!

What lovely shorts!

Now listen and repeat.

Our day on the beach




22.1 Listen and write the correct words in the spaces.



① seagull

② S



③ S

④ j



⑤ f

⑥ S



⑦ p



⑩ l

⑧ b

⑨ s



⑪ d


Maria's eating ice cream.

Sofia's drinking juice.



⑫ e





14 s _____

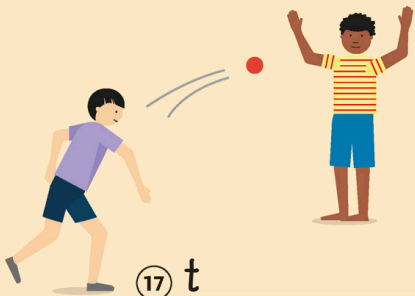
13 f _____



15 r _____



16 r _____



17 t _____

18 s _____



jellyfish
play football

surf

~~seagull~~

ship

drink juice

eat ice cream

fly a kite

bucket

listen to music

sand

spade

run on the beach

swim in the sea

fish

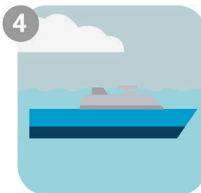
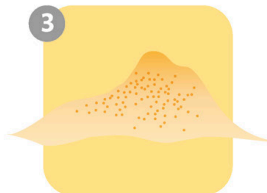
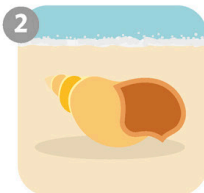
throw a ball

shell

read a book



22.2 Match the pictures to the correct words.



shell

sand

jellyfish


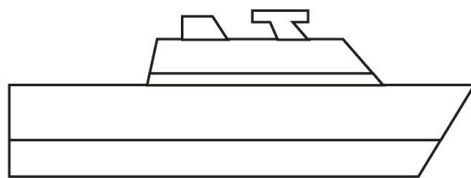


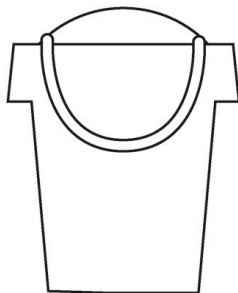
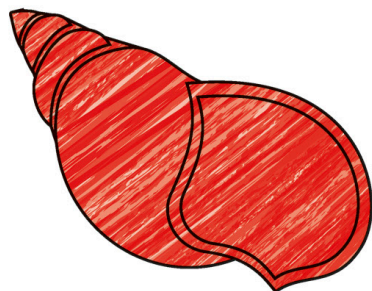
ship

seagull

Now listen and repeat.



22.3 Listen and colour in the pictures.





22.4 Read the sentences and tick the correct pictures.

I'm listening to music.



A



B

1 I'm fishing.



A



B

2 I'm playing football.



A




B

3 I'm reading a book.



A




B

4 I'm throwing a ball.



A



B

5 I'm running on the beach.



A



B

6 I'm surfing.



A



B

7 I'm swimming in the sea.



A



B

Now listen and repeat.





22.5 Look at the pictures and circle the correct words.



She's / She isn't reading a book.



1 He's / He isn't swimming.




2 He's / He isn't listening to music.



3 She's / She isn't drinking juice.



4 She's / She isn't surfing.



6 She's / She isn't running.

5 He's / He isn't flying a kite.



Now listen and repeat.





22.6 Look at the pictures and write the correct words in the spaces.

surfing ~~throwing~~ playing listening drinking reading



He's throwing a ball.



1 She's _____ juice.



2 She's _____.



3 He's _____ football.



4 She's _____ a book.



5 He's _____ to music.

Now listen and repeat.





22.7 Look at the pictures and tick the correct answers.

Is Peter fishing?



Yes, he is.



No, he isn't.



1 Is he reading a book?



Yes, he is.



No, he isn't.



2 Is he flying a kite?




Yes, he is.



No, he isn't.



3 Is she playing football?



Yes, she is.



No, she isn't.



4 Is Maria eating ice cream?



Yes, she is.



No, she isn't.



Now listen and repeat.





22.8 Listen and write the correct answers in the spaces.

Yes, she is.

No, he isn't.

~~Yes, he is.~~

No, she isn't.

Is he playing football?



Yes, he is.

1

Is he flying a kite?



2

Is she reading a book?



3

Is she surfing?



23 Lunch time



23.1 Listen and write the correct words in the spaces.



Café

① pie

② c

④ s

③ c

Would you like an orange, Andy?

Yes, please.

⑤ b

⑥ o

⑦ s

⑨ s

⑧ r

burger salad orange ~~pie~~
 chips rice cake sweets
 sausages drinks chocolate juice
 noodles lemonade water fruit

10 c _____

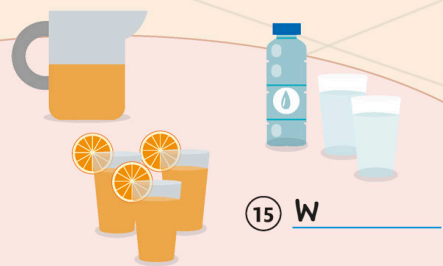


12 d _____

11 n _____




13 f _____



15 W _____

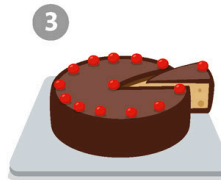
14 j _____

16 l _____





23.2 Match the pictures to the correct words.



cake

sweets

pie



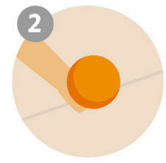

drinks

fruit

Now listen and repeat.



23.3 Look at the pictures and write the words in the correct place on the crossword.





23.4 Listen and match the questions to the correct answers.

What would you like?

I'd like some chips, please.



1 What would you like?

I'd like some water, please.



2 What would you like?

I'd like an orange, please.



3 What would you like?

I'd like a burger, please.




4 What would you like?

I'd like some lemonade, please.





23.5 Look at the pictures and circle the correct words.



I'd like a / some fruit, please.



1 I'd like a / some juice, please.



2 I'd like a / some rice, please.



3 I'd like an / some orange, please.



4 I'd like a / some burger, please.



5 I'd like a / some noodles, please.


Now listen and repeat.





23.6 Listen and write the correct words in the spaces.

No, I wouldn't. No, thank you. ~~Yes, I would.~~
 Yes, please. Yes, I would.



Would you like
some chocolate?



Yes, I would.



1



Would you like a
drink?





2



Would you like
some salad?





3




Would you like
some chips?






4



Would you like
some cake?








23.7 Listen and write the correct words in the spaces.



① breakfast




② m

③ e

④ b



⑤ l




⑥ m

⑦ p



⑧ d



⑨ r

⑩ b

⑪ f



⑫ p

⑬ c

⑭ p

egg

lunch

potatoes

~~breakfast~~

bread

pasta

rice

meatball

chicken

beans

fish

milk

dinner

peas



23.8 Listen and match the questions to the correct answers.

What's for breakfast today, Mum?

- 1 What's for lunch today, Dad?
- 2 What's for breakfast today, Dad?
- 3 What's for dinner today, Mum?
- 4 What's for lunch today, Mum?
- 5 What's for dinner today, Dad?

Meat and potatoes.

Chicken and peas.

Fish and beans.

Eggs and bread.

Meatballs and rice.

Milk and bread.

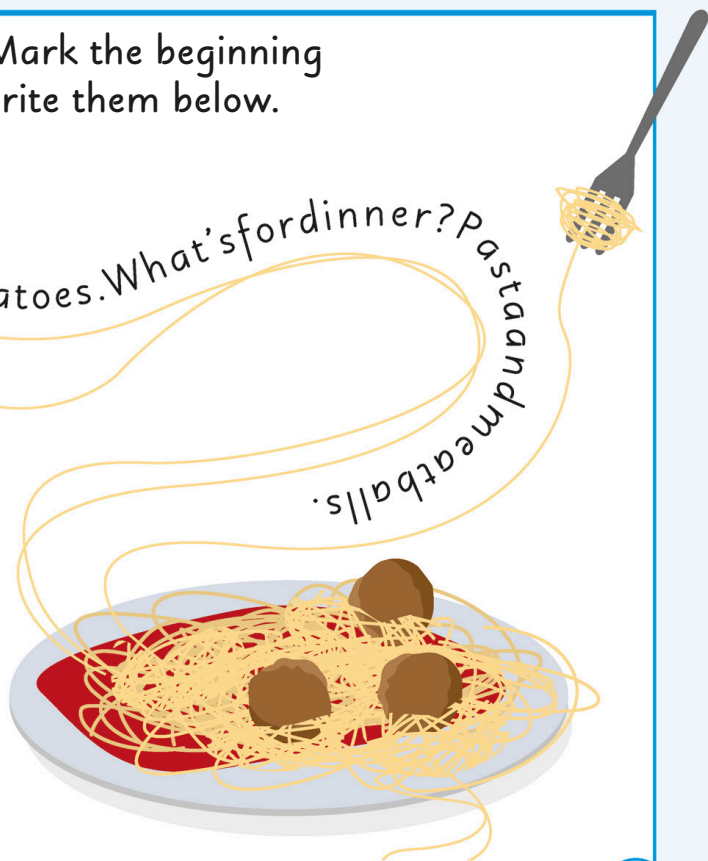


23.9 There are four sentences. Mark the beginning and end of each one and write them below.

What's for lunch? / Fish and potatoes. What's for dinner? Pasta and meatballs.

What's for lunch?

- 1 _____
- 2 _____
- 3 _____



Now listen and repeat.



24 At the park



24.1 Listen and write the correct words in the spaces.



① boy

② g

③ b

④ W

⑤ W

Whose skateboard is this?

It's mine.

baby woman girl ~~boy~~
 women child / kid person men
 children / kids man people

⑥ p _____

⑦ p _____

⑧ C _____


⑨ C _____

⑪ m _____

⑩ m _____



24.2 Listen and tick the correct pictures.



A

B



1 A



B



2 A



B



3 A



B



24.3 Look at the pictures and write the correct words in the spaces.

girl men ~~baby~~
boy children woman



_____ baby _____



1



2



3



4



5

Now listen and repeat.





24.4 Match the pictures to the correct words.



kids

boy

girl

man

baby

Now listen and repeat.



24.5 Read the words and tick the correct pictures.

men




A



B

1 person



A



B

2 children



A



B

3 man



A



B

4 kid



A



B

5 women



A



B

Now listen and repeat.





24.6 Rewrite the questions in the correct order.

bike? Is Tom's this


Is this Tom's bike?



1 Kim's Is this ball?



2 this Nick's cat? Is



3 book? this Is Amy's



4 Lucy's Is this computer?



5 this Maria's jacket? Is




Now listen and repeat.





24.7 Listen and write the correct names in the spaces.

24.8 Listen again and colour in the pictures.



Kim

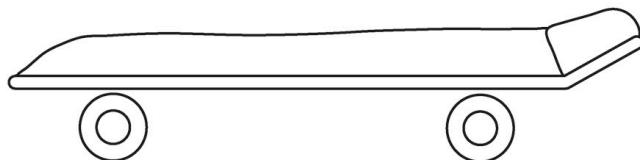
Sam

~~Sara~~

Ann

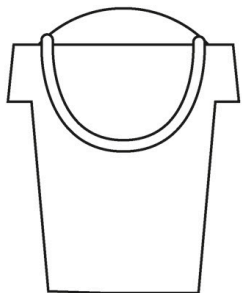
Andy

Matt




Sara


1




2



3



4



5



24.9 Listen and tick the correct answers.

Whose doll is this?



It's hers.




It's yours.



1

Whose watch is this?



It's mine.




It's his.



2

Whose ruler is this?



It's ours.



It's theirs.



3

Whose apple is this?



It's yours.



It's hers.



4

Whose rabbit is this?



It's mine.



It's theirs.





24.10 Listen and circle the correct words.



Whose bucket is this?
It's mine / theirs.



1 Whose camera is this?
It's his / hers.




2 Whose tortoise is this?
It's ours / theirs.




3 Whose handbag is this?
It's hers / mine.



4 Whose juice is this?
It's yours / his.



5 Whose bike is this?
It's mine / theirs.



6 Whose skateboard is this?
It's hers / ours.




7 Whose ball is this?
It's ours / yours.

25 My day



25.1 Listen and write the correct sentences in the spaces.



① I get up. _____



⑫ I g _____

I eat dinner. I phone my friend.

I go swimming.

~~I get up.~~ I go to sleep.



⑪ I e _____



⑩ I g _____



⑨ I p _____



② I m



③ I e



④ I c

I go home. I make my bed.
 I walk to school. I eat breakfast.
 I clean my teeth.
 I eat lunch. I learn English.



⑤ I w



⑧ I g



⑦ I e



⑥ I l



25.2 Look at the pictures and tick the correct sentences.




I walk to school.
 I eat breakfast.




I go home.
 I phone my friend.



I get up.
 I make my bed.



I clean my teeth.
 I eat dinner.



I go swimming.
 I walk to school.



I go to sleep.
 I learn English.

Now listen and repeat.





25.3 Rewrite the sentences in the correct order.

bed. my make I



I make my bed.

1 phone my I friend.



2 to walk school. I



3 sleep. go I to



4 my clean teeth. I



5 eat I lunch.



Now listen and repeat.





25.4 Look at the clocks and write the correct answers in the spaces.

It's five o'clock.
It's nine o'clock.
It's eleven o'clock.


It's six o'clock.
It's ten o'clock.
It's four o'clock.

~~It's two o'clock.~~
It's three o'clock.
It's one o'clock.



What time is it?


It's two o'clock.



1 What time is it?



2 What time is it?



3 What time is it?



4 What time is it?



5 What time is it?



6 What time is it?



7 What time is it?




8 What time is it?

Now listen and repeat.





25.5 Match the pictures to the correct words.



In the afternoon

At night


In the morning

In the evening


Now listen and repeat.




25.6 Listen and circle the correct words.



I go swimming in the morning / afternoon.



I walk to school in the morning / evening.



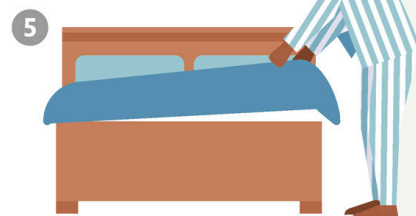
I eat dinner in the afternoon / evening.



I go home in the morning / afternoon.



I go to sleep at night / afternoon.



I make my bed in the evening / morning.



25.7 Read the sentences and write the correct words in the spaces.

in ~~eight o'clock~~ morning When do you at four o'clock

When do you walk
to school?



I walk to school at
eight o'clock.

1

get up?



I get up at seven o'clock.

2

When do you eat dinner?



I eat dinner _____
the evening.

3

When do you go to sleep?



I go to sleep _____
eight o'clock.

4

When do you go home?



I go home at
_____.

5

When do you clean
your teeth?



I clean my teeth in the
_____ and at night.

Now listen and repeat.





25.8 Look at the pictures and tick the correct sentences.



He goes to sleep.
 He go to sleep.



We walks to school.
 We walk to school.



She phones her friend.
 She phone her friend.



He cleans his teeth.
 He clean his teeth.



They eats dinner.
 They eat dinner.



I goes home.
 I go home.

Now listen and repeat.





25.9 Write the letters in the correct order.

M d n o a y

M o n d a y

1 T s d u y e a

T _ _ _ _ _

2 W d n e a s e y d

W _ _ _ _ _

3 T u r a s y h d

T _ _ _ _ _

4 F i d y r a

F _ _ _ _ _

5 S u t a d y a r

S _ _ _ _ _

6 S d n a y u

S _ _ _ _ _

Now listen and repeat.



25.10 Read the sentences and circle the correct words.



I walk to school at / on seven o'clock.

1 I go swimming at / on Tuesdays.

2 I phone my friend at / on Fridays.

3 I eat lunch at / on twelve o'clock.

Now listen and repeat.





25.11 Listen and write the correct answers in the spaces.

I don't.

~~So do I.~~

I don't.

So do I.

I eat breakfast
at seven o'clock.



So do I.

1

I make my bed
in the morning.



2

I learn English
on Wednesdays.



3

I go home at
four o'clock.



26 Review: Me and my day



26.1 Listen and read.

My name's Maria. Today I'm wearing a dress and shoes. My favourite food is cake and I love burgers, too.

I get up at 7 o'clock and I eat breakfast. In the evening, I phone my friend. I learn English on Tuesdays. On Saturdays, I go swimming.





26.2 Write about the things you do then draw a picture of your favourite foods.


My name's _____ . Today I'm wearing
_____ and _____ . My favourite
food is _____ and I love _____ , too.

I get up at _____ and I _____ .

In the evening, I _____ .

I learn English on _____ .



On Saturdays, I _____ .



Handwriting guide



A1 To practise writing English letters, start at the red dot and then follow the arrows.





E E E e e e

F F F f f f

G G G g g g

H H H h h h

I I I i i i

J J J j j j



K K K k k k

L L L l l l

M M M m m m

N N N n n n

O O O o o o

P P P p p p



Q Q Q q q q

R R R r r r

S S S s s s

T T T t t t

U U U u u u

V V V v v v



W W W W W W W W W W

X X X X X X X X X X

Y Y Y Y Y Y Y Y Y Y

Z Z Z Z Z Z Z Z Z Z



Answers

1

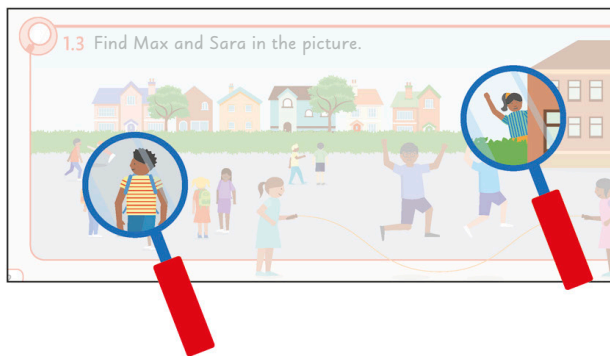
1.1

- ① Maria ② Ben ③ Max
- ④ Andy ⑤ Sofia ⑥ Sara

1.2

- ① Hi, my **name's** Sara.
- ② Hi, I'm **Max**.
- ③ Hi, I'm **Andy**.
- ④ Hello, I'm **Maria**.
- ⑤ **Hello**, I'm Ben.

1.3



1.4

- ① Andy ② Sara ③ Max
- ④ Maria ⑤ Sofia

1.5

- ① three ② seven ③ nine
- ④ six ⑤ ten ⑥ eight
- ⑦ five

1.6

- ① eight ② two ③ four
- ④ one ⑤ seven

1.7

- ① one ② two ③ five
- ④ four ⑤ six

1.8

- ① I'm fine, thanks.
- ② I'm nine years old.

2

2.1

- ① playground ② numbers
- ③ letters ④ teacher
- ⑤ board ⑥ classmate
- ⑦ alphabet ⑧ tablet
- ⑨ cupboard ⑩ book

2.2

- ① tablet ② teacher
- ③ alphabet ④ board

- 5 playground
 - 6 letters
 - 7 numbers
 - 8 classmate
 - 9 cupboard
-

2.3

- 1 cupboard
 - 2 numbers
 - 3 tablet
 - 4 teacher
 - 5 board
 - 6 book
-

2.4

- 1 A
 - 2 B
 - 3 A
 - 4 A
 - 5 B
-

2.5

- 1 pick up
 - 2 sit down
 - 3 find
 - 4 stand up
 - 5 ask
-

2.6

- 1 show
 - 2 listen
 - 3 close
 - 4 find
 - 5 answer
-

2.7

- 1 find
 - 2 ask
 - 3 show
 - 4 look
 - 5 open
 - 6 close
 - 7 add
 - 8 answer
-

2.8

- 1 His name's Andy.
- 2 His name's Ben.
- 3 Her name's Maria.

- 4 His name's Max.
 - 5 Her name's Sofia.
-

2.9

- 1 His name's Dan.
 - 2 Her name's Bella.
 - 3 His name's Tom.
 - 4 Her name's Anna.
 - 5 Her name's Amy.
-

2.10

- 1 Her name's Evie.
- 2 What's his name?
- 3 His name's Jack.

3

3.1

- 1 write
 - 2 read
 - 3 count
 - 4 play
 - 5 spell
 - 6 paint
 - 7 draw
-

3.2

- 1 read
 - 2 play
 - 3 write
 - 4 paint
-

3.3

- 1 A
- 2 A
- 3 B
- 4 A
- 5 A

3.4

- ① Let's write!
- ② Let's count!
- ③ Let's paint!
- ④ Let's read!
- ⑤ Let's play!

3.5

Hello, **hello**!
What's your **name**?
How are you?
Let's **play** a game.

Let's say hello
to my new friends
Max and **Maria**,
Sara and **Ben**.

3.6

- ① twelve
- ② sixteen
- ③ fifteen
- ④ twenty

3.7

- ① fourteen
- ② nineteen
- ③ eighteen
- ④ eleven
- ⑤ sixteen
- ⑥ twenty
- ⑦ thirteen
- ⑧ fifteen

3.8

- ① tablet
- ② numbers
- ③ cars
- ④ dog
- ⑤ cupboard

3.9

- ① A
- ② B
- ③ B
- ④ B

4

4.1

- ① pink
- ② book
- ③ crayon
- ④ rubber
- ⑤ pen
- ⑥ paper
- ⑦ ball
- ⑧ notepad
- ⑨ purple
- ⑩ red
- ⑪ bag
- ⑫ ruler
- ⑬ white
- ⑭ brown
- ⑮ apple
- ⑯ orange
- ⑰ green
- ⑱ yellow
- ⑲ blue
- ⑳ pencil
- ㉑ grey
- ㉒ black
- ㉓ watch

4.2

- ① crayon
- ② rubber
- ③ pen
- ④ pencil
- ⑤ watch

4.3

- ① green
- ② pink
- ③ brown
- ④ black
- ⑤ grey

4.4

- 1 purple
 - 2 bag
 - 3 white
 - 4 notepad
 - 5 orange
 - 6 yellow
 - 7 paper
-

4.5

- 1 A
 - 2 A
 - 3 A
 - 4 B
 - 5 B
-

4.6

- 1 It's a watch.
 - 2 It's a ball.
 - 3 They're rulers.
-

4.7

- 1 What are **these**?
 - 2 It's an **apple**.
 - 3 **It's** a pencil.
 - 4 **What are** these?
 - 5 **They're** notepads.
-

4.8



4.9

- 1 B 2 A 3 B 4 A
-

4.10

- 1 It's purple.
 - 2 It's red.
 - 3 It's orange.
-

5

5.1


- | | |
|---------|------------|
| 1 zebra | 2 giraffe |
| 3 lion | 4 elephant |
| 5 hippo | 6 parrot |
| 7 tiger | 8 monkey |

- 9 bear
- 11 snake
- 13 bird
- 15 penguin
- 17 lizard
- 10 frog
- 12 polar bear
- 14 whale
- 16 crocodile

5.2

- 1 hippo
- 3 tiger
- 5 crocodile
- 2 parrot
- 4 elephant

5.3



5.4

- 1 whale
- 3 zebra
- 2 lion
- 4 bear

5.5

Animals, animals
everywhere!
a lion, a giraffe,
and a polar bear.

A whale and
a penguin,
a tiger and a snake,
animals, animals,
they are great!

5.6

- 1 What's that?
- 3 What's that?
- 2 They're hippos.

5.7

- 1 It's a zebra.
- 3 They're parrots.
- 2 It's a crocodile.

5.8

- 1 It's a lizard.
- 2 They're penguins.
- 3 It's a parrot.
- 4 They're elephants.
- 5 It's a bird.

5.9

- 1 They're tigers.
- 3 It's an elephant.
- 2 What's that?

5.10

- ① A ② A ③ B ④ B ⑤ A
-

5.11

- ① My favourite animal is a **lizard**.
② My favourite animal is a **bear**.
③ My favourite animal is a **bird**.
④ My favourite animal is an **elephant**.
⑤ My favourite animal is a **monkey**.

6

6.1

- ① my family
② my grandmother / grandma
③ my grandfather / grandpa
④ my father / dad
⑤ my mother / mum
⑥ my brother
⑦ my sister
⑧ me
⑨ my uncle
⑩ my aunt
⑪ my cousin
-

6.2

- ① my grandma ② my cousin
③ my family ④ my uncle
⑤ my grandpa

6.3

- ① brother ② mother
③ grandfather ④ sister
-

6.4

- ① She's my **cousin**.
② He's my **uncle**.
③ She's my **sister**.
④ He's my **dad**.
⑤ She's my **grandma**.
-

6.5

- ① No, he isn't. ② No, she isn't.
③ Yes, she is.
-

6.6

- ① doctor ② teacher
③ chef ④ firefighter
-

6.7

d o c t o r g f
t v y i j w r a
t e a c h e r r
f t r h y f h m
a q g l m b q e
w c h e f d m r

6.8

- 1 She's a **doctor**.
 - 2 He's a **teacher**.
 - 3 She's a **chef**.
 - 4 She's a **police officer**.
-

6.9

- 1 She's a doctor.
 - 2 She's a chef.
 - 3 He's a farmer.
 - 4 She's a teacher.
 - 5 She's a police officer.
-

6.10

Who's this?
She's my **mother**.
Who's that?
He's my **brother**.

My **dad** is a teacher,
my **mum** is a vet,
Grandpa's a **doctor**,
And Grandma's a **chef**!

7

7.1

- 1 poster
- 2 computer
- 3 mouse
- 4 keyboard

- 5 lamp
 - 6 toy box
 - 7 desk
 - 8 doll
 - 9 chair
 - 10 car
 - 11 camera
 - 12 rug
 - 13 bed
 - 14 teddy bear
 - 15 baseball bat
 - 16 ball
 - 17 skateboard
 - 18 tennis racket
-

7.2

- 1 skateboard
 - 2 chair
 - 3 toy box
 - 4 car
 - 5 lamp
-

7.3

- 1 A
 - 2 B
 - 3 B
 - 4 A
-

7.4

- 1 B
 - 2 A
 - 3 B
 - 4 B
 - 5 A
-

7.5

- 1 doll
 - 2 skateboard
 - 3 toy box
 - 4 computer
-

7.6

- 1 **That's** my ball.
- 2 **These are** my cameras.
- 3 **Those are** my teddy bears.
- 4 **That's** my toy box.
- 5 **This is** my tennis racket.

7.7

- 1 Andy
 - 2 Andy
 - 3 Andy
 - 4 Maria
 - 5 Maria
 - 6 Andy
 - 7 Maria
-

7.8

- 1 No, I haven't.
 - 2 Yes, I have.
 - 3 Yes, I have.
 - 4 No, I haven't.
-

7.9

- 1 No, I haven't.
 - 2 Yes, I have.
 - 3 No, I haven't.
 - 4 Yes, I have.
 - 5 No, I haven't.
-

7.10

This is my **toy box**
and these are my **toys**,
I've got a **ball**
and a **skateboard**, too.
Toys are fantastic!
Toys are cool!

9

9.1

- | | |
|-----------|----------|
| 1 tired | 2 hungry |
| 3 thirsty | 4 scared |
| 5 hot | 6 cold |
| 7 excited | 8 sad |
| 9 happy | |
-

9.2

- | | | |
|----------|----------|-------|
| 1 cold | 2 scared | |
| 3 hungry | 4 sad | 5 hot |
-

9.3

- | | | | | |
|-----|-----|-----|-----|-----|
| 1 A | 2 A | 3 B | 4 B | 5 A |
|-----|-----|-----|-----|-----|
-

9.4

- | | |
|-----------|-----------|
| 1 thirsty | 2 tired |
| 3 happy | 4 excited |
-

9.5

Are you **happy**?
Yes, we are!
We are at the fair.

Are you **tired**?
No, we aren't.
We aren't tired
or **scared**!

9.6

- 1 We're happy.
 - 2 We're thirsty.
 - 3 We're really hot.
-

9.7

- 1 We're happy.
 - 2 They're cold.
 - 3 They're hot.
 - 4 We're sad.
 - 5 They're thirsty.
 - 6 They're tired.
 - 7 We're scared.
-

9.8

- 1 We're really **excited**.
 - 2 They're **hot**.
 - 3 We're **happy**.
 - 4 We're **really** tired.
-

9.9

- 1 Yes, we are.
 - 2 Yes, we are.
 - 3 No, they're not.
 - 4 No, we're not.
 - 5 Yes, they are.
-

9.10

- 1 Yes, they are.
- 2 Yes, we are.

- 3 No, we're not.
 - 4 No, they're not.
-

9.11

- 1 No, they're not.
- 2 No, we're not.
- 3 Yes, they are.
- 4 No, they're not.
- 5 No, we're not.
- 6 Yes, we are.
- 7 Yes, they are.

10

10.1

- | | |
|----------|------------|
| 1 rabbit | 2 tortoise |
| 3 dog | 4 mouse |
| 5 collar | 6 spider |
| 7 cat | 8 vet |
| 9 fish | |
-

10.2

- | | |
|---------|-------------|
| 1 old | 2 nice |
| 3 scary | 4 dirty |
| 5 clean | 6 beautiful |
| 7 big | 8 small |

10.3

- ① rabbit ② fish
③ spider ④ collar
-

10.4

- ① cat ② vet ③ mouse
④ dog ⑤ tortoise
-

10.5

- ① A ② A ③ B ④ B
-

10.6

I've got a **cat**,
she's **black** and **small**.
She likes to run
and play with a ball.

Maria's got a **tortoise**,
his name is Socks.
He's **old** and **green**
and he's in this box.

10.7

- ① Sara's got a tortoise.
② Ben's got a rabbit.
③ She's got a fish.
④ She's got a cat.
⑤ He's got a cat.

10.8

- ① B ② B ③ B ④ A ⑤ B
-

10.9

- ① Yes, he has.
② Yes, she has.
③ No, he hasn't.
-

10.10

- ① A ② A ③ B ④ A ⑤ B
-

10.11

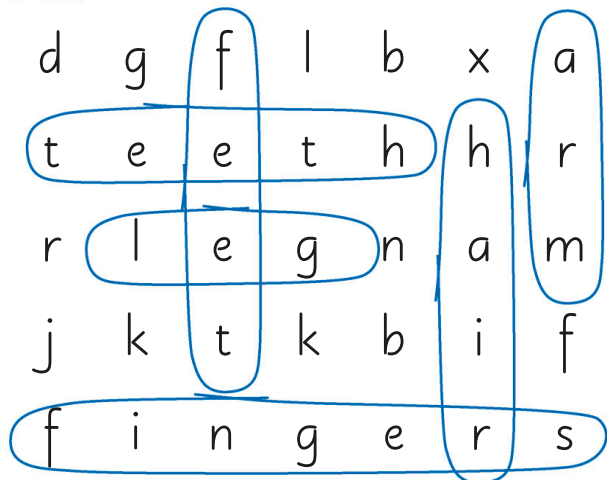
- ① The mouse.
② Which one is scary?
③ The spider!

11

11.1

- ① hair ② nose
③ face ④ long hair
⑤ mouth ⑥ body
⑦ hand ⑧ arm
⑨ fingers ⑩ leg
⑪ toes ⑫ foot
⑬ feet ⑭ head
⑮ short hair ⑯ eye
⑰ ear ⑱ teeth

11.2



11.3

- 1 long hair
- 2 ear
- 3 teeth
- 4 body

11.4

- 1 mouth
- 2 nose
- 3 head
- 4 foot
- 5 hand


11.5

- 1 A
- 2 B
- 3 B

11.6

- 1 The robot's got **purple** eyes.
- 2 It's got red **teeth**.
- 3 It's got purple **legs**.
- 4 The robot's got **blue** feet.
- 5 It's got a **yellow** nose.
- 6 The robot's got orange **hands**.

11.7



11.8

- 1 Yes, it has.
- 2 No, it hasn't.
- 3 No, it hasn't.
- 4 Yes, it has.
- 5 No, it hasn't.

11.9

- 1 No, it hasn't.
- 2 Yes, it has.
- 3 No, it hasn't.
- 4 Yes, it has.
- 5 Yes, it has.

11.10

- 1 clap
- 2 touch
- 3 move
- 4 point

11.11

Clap your hands,
touch your nose,
move your feet,
point your toes!

Point one **finger**,
move your head,
wave your arms,
touch one leg!

12

12.1

- | | |
|----------------|------------------|
| ① airport | ② aeroplane |
| ③ street | ④ train |
| ⑤ bike | ⑥ zoo |
| ⑦ park | ⑧ bookshop |
| ⑨ lake | ⑩ boat |
| ⑪ helicopter | ⑫ school |
| ⑬ fire station | ⑭ block of flats |
| ⑮ hospital | ⑯ house |
| ⑰ shop | ⑱ lorry |
| ⑲ car | ⑳ bus |
| ㉑ motorbike | |

12.2

- | | | |
|--------|------------|---------|
| ① bus | ② school | |
| ③ bike | ④ hospital | ⑤ lorry |

12.3

- ① A ② B ③ A ④ B ⑤ A

12.4

- | | |
|--------|---------|
| ① car | ② train |
| ③ lake | ④ park |

12.5

This is my town,
there's a **park**
and a **zoo**.
There's an **airport**,
a **lake**, and
a fire station, too.

This is my town,
there are **cars** and
a **school**.

This is my town,
I love it, it's cool.

12.6

- ① **There are** two shops.
- ② **There's** a fire station.
- ③ **There's** a zoo.
- ④ **There are** three houses.
- ⑤ **There are** four cars.

12.7

- ① A ② B ③ B ④ A ⑤ A

12.8

- 1 in front of
 - 2 between
 - 3 next to
-

12.9

- 1 It's **behind** the green car.
 - 2 It's **in front of** the lake.
 - 3 It's **next to** the school.
 - 4 It's **between** the hospital and the bookshop.
 - 5 It's **in front of** the hospital.
-

12.10

- 1 It's behind the school.
 - 2 It's between the airport and the block of flats.
 - 3 It's next to the lake.
 - 4 It's behind the hospital.
 - 5 It's between the fire station and the shop.
-

13

13.1

- | | |
|------------|-------------|
| 1 garden | 2 bedroom |
| 3 clock | 4 plants |
| 5 wall | 6 window |
| 7 floor | 8 armchair |
| 9 bookcase | 10 bathroom |
-

- | | |
|----------------|------------------|
| 11 mirror | 12 bath |
| 13 living room | 14 television/TV |
| 15 sofa | 16 hall |
| 17 door | 18 mat |
| 19 lights | 20 kitchen |
| 21 fridge | 22 dining room |
| 23 flowers | 24 table |
| 25 chair | |
-

13.2

- | | |
|---------------|---------------|
| 1 dining room | 2 living room |
| 3 kitchen | 4 bedroom |
| 5 hall | |
-

13.3

- | | |
|------------|----------|
| 1 armchair | 2 window |
| 3 table | 4 lights |
-

13.4

- | | |
|----------|--------|
| 1 sofa | 2 door |
| 3 fridge | |
-

13.5

- 1 clock
 - 2 bookcase
 - 3 chair
 - 4 plants
-

13.6

- | | |
|------|---------|
| 1 on | 2 under |
|------|---------|
-

13.7

- 1 The cat is **in** the bath.
- 2 The plants are **under** the window.
- 3 The cat is **on** the mat.
- 4 The bookcase is **under** the lights.
- 5 The flowers are **on** the table.

13.8

- 1 A
- 2 B
- 3 A
- 4 A

13.9

The TV's **in**
the living room,
the **mat** is in the **hall**.

Where's the **clock**?
It's **on** my
bedroom **wall**.

13.10

- 1 No, there isn't.
- 2 Yes, there is.
- 3 No, there isn't.
- 4 Yes, there is.
- 5 **Is there** a table in the dining room?

13.11

- 1 No, there aren't.
- 2 No, there aren't.
- 3 Yes, there are.

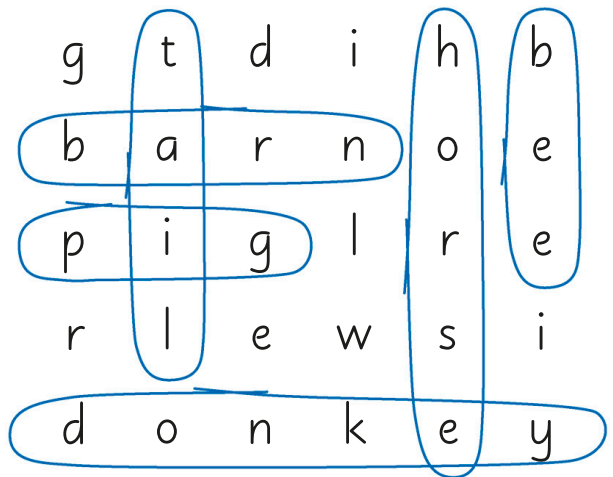
- 4 Yes, there are.
- 5 No, there aren't.

15

15.1

- | | |
|-----------|------------|
| 1 pig | 2 tractor |
| 3 tree | 4 sheep |
| 5 barn | 6 pond |
| 7 duck | 8 chicken |
| 9 cow | 10 the sun |
| 11 field | 12 goat |
| 13 donkey | 14 bee |
| 15 tail | 16 horse |

15.2



15.3

- 1 B
- 2 A
- 3 B
- 4 A
- 5 B

15.4

- 1 pond
 - 2 tractor
 - 3 the sun
 - 4 tail
 - 5 tree
-

15.5

- 1 field
 - 2 barn
 - 3 donkey
 - 4 sheep
 - 5 goat
-

15.6

- 1 There are five.
 - 2 There are four.
 - 3 There are three.
 - 4 There are seven.
 - 5 There are six.
 - 6 There are two.
-

15.7

- 1 **There are** three.
 - 2 **There's** one.
 - 3 **There are** four.
 - 4 **There's** one.
-

15.8

- 1 It's **behind** the tree.
- 2 It's **next to** the pond.
- 3 They're **in front of** the barn.

15.9

Where are the **ducks**?
They're on the **pond**!

Where are the **goats**?
They're **in** the field!

Where are the **cows**?
They're in the **barn**!

Where are the animals?
They're **on** my farm!

15.10

- 1 The ducks are on the pond.
- 2 The sheep are in front of the barn.
- 3 The horse is under the tree.

16

16.1

- | | |
|----------------|--------------|
| 1 basketball | 2 baseball |
| 3 football | 4 tennis |
| 5 badminton | 6 swimming |
| 7 table tennis | 8 ice hockey |
-

16.2

- | | |
|-------------|----------|
| 1 badminton | 2 tennis |
| 3 swimming | |

16.3

- ① B ② A ③ B ④ B ⑤ B
-

16.4

- ① jump ② swim
③ play tennis ④ play ice hockey
⑤ catch ⑥ bounce
⑦ kick ⑧ throw
⑨ hit
-

16.5

- ① swim ② kick
③ catch ④ hit
-

16.6

- ① A ② A ③ B ④ B ⑤ B
-

16.7

- ① throw
② jump
③ bounce
④ catch
-

16.8

- ① play badminton
② play football
③ play baseball
④ play basketball
⑤ play ice hockey

16.9

- ① I **can** play tennis.
② I **can't** play baseball.
③ I **can't** play ice hockey.
④ I **can** play basketball.
⑤ I **can't** play badminton.
⑥ I **can** play football.
-

16.10

- ① No, I **can't**.
② No, I **can't**.
③ Yes, I **can**.
④ Yes, I **can**.
-

16.11

- ① Yes, **he can**.
② **Can she** run?
③ No, **she can't**.
④ Yes, **she can**.
⑤ **Can he** play baseball?
-

16.12

- ① Yes, she **can**.
② No, she **can't**.
③ Yes, he **can**.
-

16.13

- ① Yes, she **can**.
② Can he **swim**?
③ No, he **can't**.

17

17.1

- | | |
|----------------|---------------|
| 1 grapes | 2 lemons |
| 3 bananas | 4 limes |
| 5 kiwis | 6 mangoes |
| 7 pineapples | 8 tomatoes |
| 9 onions | 10 apples |
| 11 pears | 12 oranges |
| 13 watermelons | 14 coconuts |
| 15 carrots | 16 potatoes |
| 17 meat | 18 fish |
| 19 fruit | 20 vegetables |

17.2

- 1 kiwis
- 2 pears
- 3 apples
- 4 fruit
- 5 grapes
- 6 limes
- 7 meat
- 8 lemons


17.3

- 1 watermelons
- 2 carrots
- 3 vegetables
- 4 coconuts

17.4

Apples and oranges,
pears and mangoes, too.
Here are nice potatoes,
and meat and fish for you.

17.5



17.6

- 1 I like tomatoes **and** carrots.
- 2 I don't like potatoes **or** onions.
- 3 I **like** lemons and limes.
- 4 I don't like apples **or** coconuts.
- 5 I like mangoes **and** watermelons.

17.7

- 1 Yes, I do.
- 2 No, I don't.
- 3 No, I don't.
- 4 Yes, I do.

17.8

- 1 Can I have **some** onions, please?
 - 2 Can I have **a** lemon, please?
 - 3 Can I have **some** pears, please?
 - 4 Can I have **an** orange, please?
 - 5 Can I have **some** carrots, please?
-

17.9

- 1 A 2 B 3 A 4 A 5 B
-

18

18.1

- | | |
|---------------|-----------------|
| 1 alien | 2 puppet |
| 3 teddy bear | 4 action figure |
| 5 ball | 6 doll |
| 7 monster | 8 car |
| 9 rocket | 10 the moon |
| 11 stars | 12 robot |
| 13 balloons | 14 train |
| 15 video game | 16 board game |
-

18.2

- 1 A 2 B 3 B
-

18.3

- 1 doll 2 ball 3 train
4 stars
-

18.4

- 1 teddy bear
 - 2 the moon
 - 3 board game
 - 4 puppet
-

18.5

- 1 monster
 - 2 car
 - 3 robot
-

18.6

- 1 No, she doesn't.
 - 2 Yes, she does.
 - 3 No, he doesn't.
-

18.7

- 1 She **doesn't like** puppets.
 - 2 Maria **likes** aliens.
 - 3 He **doesn't like** cars.
 - 4 Sara **likes** rockets.
 - 5 Max **likes** monsters.
 - 6 He **doesn't like** dolls.
 - 7 She **likes** balloons.
-

18.8

- 1 I don't.
- 2 Me too!
- 3 I don't.


18.9

Maria likes **dolls**,
but she doesn't like **puppets**.

Andy likes **cars**,
but he doesn't like **rockets**.

I like **trains** and video games,
and my favourite toy
is my **monster!**

18.10



19

19.1

- 1 ride a bike
- 2 watch football
- 3 skateboard
- 4 draw pictures
- 5 paint
- 6 read
- 7 sing

- 8 dance
- 9 play the guitar
- 10 play the piano
- 11 take photos

19.2

- 1 B
- 2 B
- 3 A
- 4 A
- 5 A

19.3

- 1 skateboard
- 2 play the piano
- 3 sing
- 4 watch football

19.4

- 1 play the guitar
- 2 take photos
- 3 ride a bike
- 4 play the piano

19.5

- 1 paint
- 2 read
- 3 sing

19.6

- 1 I like taking photos.
- 2 I like playing the guitar.
- 3 I enjoy riding a bike.
- 4 I enjoy skateboarding.
- 5 I like drawing pictures.

19.7

- 1 I like reading.
 - 2 I don't like singing.
 - 3 I don't like painting.
 - 4 I like dancing.
-

19.8

- 1 I like **drawing pictures**.
 - 2 I like **riding a bike**.
 - 3 I enjoy **taking photos**.
 - 4 I like **reading**.
-

19.9

- 1 Yes, I do.
 - 2 Do you like singing?
 - 3 No, I don't.
-

19.10

- 1 Yes, I do.
 - 2 No, I don't.
 - 3 **Do you like** playing the piano?
 - 4 **No**, I don't.
 - 5 Do you like **reading**?
-

19.11

- 1 No, I don't.
- 2 No, I don't.
- 3 Yes, I do.
- 4 Yes, I do.

19.12

Have you got hobbies?
Yes, I have.
I **love** reading books
and skateboarding, too.

Do you like playing **tennis**?
Yes, I do.
I love **playing** tennis
and playing **football**, too.

Do you **enjoy** singing?
Yes, I do.
I love **singing** songs,
and I love **dancing**, too.

21

21.1

- | | |
|------------|-----------------|
| 1 watch | 2 sock |
| 3 skirt | 4 shorts |
| 5 trousers | 6 T-shirt |
| 7 hat | 8 dress |
| 9 handbag | 10 baseball cap |
| 11 jeans | 12 shoe |
| 13 boot | 14 glasses |
| 15 shirt | 16 bag |
| 17 jacket | |

21.2

- 1 glasses
 - 2 T-shirt
 - 3 shoe
 - 4 skirt
 - 5 handbag
-

21.3

- 1 It's a **watch**.
 - 2 It's a **shirt**.
 - 3 They're **jeans**.
 - 4 It's a **dress**.
 - 5 It's a **jacket**.
 - 6 They're **shorts**.
-

21.4

- 1 A
 - 2 B
 - 3 A
 - 4 B
 - 5 A
-

21.5

We're at a **party**,
so let's all **dance** and play.
What a fun **party**
for Ben's birthday!

Andy's **wearing** his
favourite **T-shirt**,
and Sara's got
a beautiful **skirt**.

21.6

- 1 I'm wearing a jacket.
- 2 I'm wearing a hat.
- 3 I'm wearing a watch.
- 4 I'm wearing boots.
- 5 I'm wearing trousers.

21.7

- 1 shirt
 - 2 baseball cap
 - 3 jeans
 - 4 shorts
 - 5 dress
-

21.8

- 1 Yes, I am.
 - 2 Are you wearing a watch?
 - 3 No, I'm not.
-

21.9

- 1 No, I'm not.
 - 2 No, I'm not.
 - 3 Yes, I am.
-

21.10

- 1 **What** clean shoes!
 - 2 **What** dirty jeans!
 - 3 **What a** nice hat!
 - 4 **What a** colourful bag!
 - 5 **What a** nice skirt!
-

21.11

- 1 What dirty socks!
- 2 What lovely trousers!
- 3 What lovely shorts!
- 4 What a beautiful dress!

22.1

- 1 seagull
- 2 ship
- 3 surf
- 4 jellyfish
- 5 fly a kite
- 6 sand
- 7 play football
- 8 bucket
- 9 spade
- 10 listen to music
- 11 drink juice
- 12 eat ice cream
- 13 fish
- 14 swim in the sea
- 15 run on the beach
- 16 read a book
- 17 throw a ball
- 18 shell

22.2

- 1 seagull
- 2 shell
- 3 sand
- 4 ship

22.3

1




2



3



4



5



22.4

1 A

2 B

3 B

4 B

5 A

6 B

7 B

22.5

- 1 He isn't swimming.
- 2 He's listening to music.
- 3 She isn't drinking juice.
- 4 She isn't surfing.
- 5 He's flying a kite.
- 6 She's running.

22.6

- 1 She's drinking juice.
- 2 She's surfing.

- 3 He's **playing** football.
 - 4 She's **reading** a book.
 - 5 He's **listening** to music.
-

22.7

- 1 No, he isn't.
 - 2 Yes, he is.
 - 3 No, she isn't.
 - 4 Yes, she is.
-

22.8

- 1 No, he isn't.
 - 2 No, she isn't.
 - 3 Yes, she is.
-

23

23.1

- | | |
|------------|--------------|
| 1 pie | 2 cake |
| 3 chips | 4 sweets |
| 5 burger | 6 orange |
| 7 salad | 8 rice |
| 9 sausages | 10 chocolate |
| 11 noodles | 12 drinks |
| 13 fruit | 14 juice |
| 15 water | 16 lemonade |
-

23.2

- | | |
|---------|----------|
| 1 fruit | 2 drinks |
| 3 cake | 4 sweets |
-

23.3

- | | |
|-------------|------------|
| 1 juice | 2 orange |
| 3 noodles | 4 sausages |
| 5 rice | 6 drinks |
| 7 chocolate | 8 pie |
-

23.4

- 1 I'd like some chips, please.
 - 2 I'd like some lemonade, please.
 - 3 I'd like a burger, please.
 - 4 I'd like some water, please.
-

23.5

- 1 I'd like **some** juice, please.
 - 2 I'd like **some** rice, please.
 - 3 I'd like **an** orange, please.
 - 4 I'd like **a** burger, please.
 - 5 I'd like **some** noodles, please.
-

23.6

- 1 No, thank you.
 - 2 Yes, please.
 - 3 Yes, I would.
 - 4 No, I wouldn't.
-

23.7

- | | |
|-------------|------------|
| 1 breakfast | 2 milk |
| 3 egg | 4 bread |
| 5 lunch | 6 meatball |
-

- | | |
|------------|-------------|
| 7 pasta | 8 dinner |
| 9 rice | 10 beans |
| 11 fish | 12 potatoes |
| 13 chicken | 14 peas |
-

23.8

- 1 Fish and beans.
 - 2 Milk and bread.
 - 3 Meat and potatoes.
 - 4 Chicken and peas.
 - 5 Meatballs and rice.
-

23.9

- 1 Fish and potatoes.
 - 2 What's for dinner?
 - 3 Pasta and meatballs.
-

24

24.1

- | | |
|-------------------|---------------|
| 1 boy | 2 girl |
| 3 baby | 4 woman |
| 5 women | 6 person |
| 7 people | 8 child / kid |
| 9 children / kids | 10 man |
| 11 men | |
-

24.2

- 1 A 2 A 3 B

24.3

- 1 children
 - 2 men
 - 3 girl
 - 4 woman
 - 5 boy
-

24.4

- 1 man
 - 2 kids
 - 3 baby
 - 4 boy
-

24.5

- 1 A 2 B 3 A 4 A 5 B
-

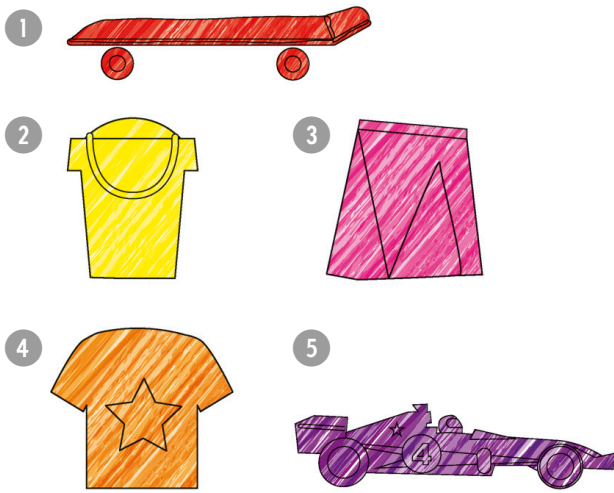
24.6

- 1 Is this Kim's ball?
 - 2 Is this Nick's cat?
 - 3 Is this Amy's book?
 - 4 Is this Lucy's computer?
 - 5 Is this Maria's jacket?
-

24.7

- 1 Ann
- 2 Matt
- 3 Kim
- 4 Sam
- 5 Andy

24.8



24.9

- 1 It's his.
- 2 It's ours.
- 3 It's yours.
- 4 It's theirs.

24.10

- 1 It's his.
- 2 It's ours.
- 3 It's mine.
- 4 It's yours.
- 5 It's theirs.
- 6 It's hers.
- 7 It's ours.

25

25.1

- 1 I get up.
- 2 I make my bed.
- 3 I eat breakfast.
- 4 I clean my teeth.
- 5 I walk to school.

- 6 I learn English.
- 7 I eat lunch.
- 8 I go home.
- 9 I phone my friend.
- 10 I go swimming.
- 11 I eat dinner.
- 12 I go to sleep.

25.2

- 1 I go home.
- 2 I get up.
- 3 I eat dinner.
- 4 I go swimming.
- 5 I learn English.

25.3

- 1 I phone my friend.
- 2 I walk to school.
- 3 I go to sleep.
- 4 I clean my teeth.
- 5 I eat lunch.

25.4

- 1 It's ten o'clock.
- 2 It's five o'clock.
- 3 It's one o'clock.
- 4 It's six o'clock.
- 5 It's four o'clock.
- 6 It's nine o'clock.
- 7 It's three o'clock.
- 8 It's eleven o'clock.

25.5

- 1 In the afternoon
 - 2 In the evening
 - 3 At night
-

25.6

- 1 I walk to school in the **morning**.
 - 2 I eat dinner in the **evening**.
 - 3 I go home in the **afternoon**.
 - 4 I go to sleep at **night**.
 - 5 I make my bed in the **morning**.
-

25.7

- 1 **When do you** get up?
 - 2 I eat dinner **in** the evening.
 - 3 I go to sleep **at** eight o'clock.
 - 4 I go home at **four o'clock**.
 - 5 I clean my teeth in the **morning** and at night.
-

25.8

- 1 We walk to school.
 - 2 She phones her friend.
 - 3 He cleans his teeth.
 - 4 They eat dinner.
 - 5 I go home.
-

25.9

- 1 Tuesday
- 2 Wednesday
- 3 Thursday
- 4 Friday
- 5 Saturday
- 6 Sunday

25.10

- 1 I go swimming **on** Tuesdays.
 - 2 I phone my friend **on** Fridays.
 - 3 I eat lunch **at** twelve o'clock.
-

25.11

- 1 I don't.
 - 2 I don't.
 - 3 So do I.
-

Acknowledgments

The publisher would like to thank:

Ankita Awasthi Tröger for administrative assistance; Elizabeth Blakemore for editorial assistance; Laura Gardner for design assistance; Christine Stroyan for proofreading and audio script management and recording; and ID Audio for audio recording and production.

All images © Dorling Kindersley. For further information, visit www.dkimages.com.