



Ages  
5-6

# Kindergarten Essentials

K

Super  
Skill-Builders

256  
Pages

## Includes:

- Reading and Writing Practice
- Math Practice
- Critical Thinking Activities
- Mazes, Puzzles, and More!

For **1,000+ FREE** educational activities,  
visit [carsondellosa.com/bonus](http://carsondellosa.com/bonus)







K

# Kindergarten Essentials



Thinking Kids®  
Carson-Dellosa Publishing LLC  
Greensboro, North Carolina

Thinking Kids®  
An imprint of Carson-Dellosa Publishing LLC  
P.O. Box 35665  
Greensboro, NC 27425 USA

© 2017 Carson-Dellosa Publishing LLC. Except as permitted under the United States Copyright Act, no part of this publication may be reproduced, stored, or distributed in any form or by any means (mechanically, electronically, recording, etc.) without the prior written consent of Carson-Dellosa Publishing LLC. Thinking Kids® is an imprint of Carson-Dellosa Publishing LLC.

ISBN 978-1-4838-4023-9

# Table of Contents

<b>Introduction</b> . . . . .	4
<b>Basic Skills</b> . . . . .	5
Same and Different . . . . .	6–15
Opposites . . . . .	16–23
Classifying . . . . .	24–31
Letter Recognition . . . . .	32–40
Rhyming Words . . . . .	41–42
<b>Reading</b> . . . . .	43
ABC Order . . . . .	44
Consonant Sounds . . . . .	45–66
Vowel Sounds . . . . .	67–82
Match Uppercase and Lowercase Letters . . . . .	83–86
Handwriting . . . . .	87–90
Spelling and Vocabulary . . . . .	91–100
Reading Comprehension . . . . .	101–112
<b>Math</b> . . . . .	113
Numbers 0–10 . . . . .	114–131
Numbers 11–20 . . . . .	132–161
Most and Fewest . . . . .	162–165
Addition . . . . .	166–168
Graphing . . . . .	169–170
Patterns . . . . .	171–172
Ordinal Numbers . . . . .	173–176
Shapes . . . . .	177–180
<b>Games and Activities</b> . . . . .	181
Word Searches, Mazes, Seek-and-Finds, and More . . . . .	182–219
<b>Answer Key</b> . . . . .	220–256


## Welcome to the *Essentials* series!

Building a strong foundation is an essential part of your child's everyday success. This series features a variety of activity pages that make learning fun, keeping your child engaged and entertained at the same time. These colorful workbooks will help children meet important proficiency standards with activities that strengthen their basic skills, math, and reading.

With the *Essentials* series, learning isn't just contained to the pages of the workbook. Each activity offers "One Step Further," a suggestion for children to continue the learning activity on their own. This encourages children to take what they've learned and apply it to everyday situations, reinforcing their comprehension of the activity while exploring the world around them, preparing them with the skills needed to succeed in the 21st century.

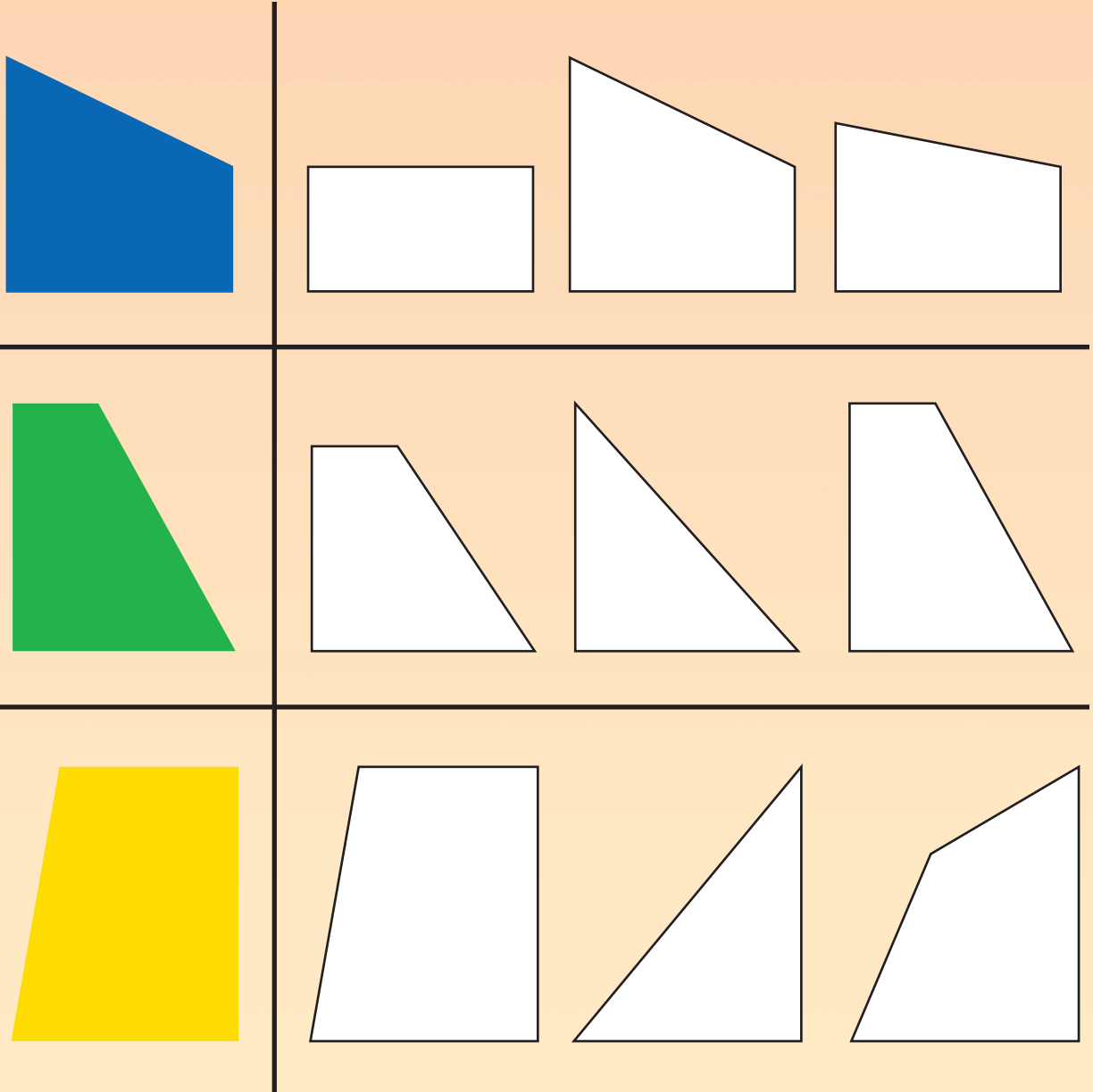
These books provide an outstanding educational experience and important learning tools to prepare your child for the future. The *Essentials* series offers hours of educational entertainment that will make your child want to come back for more!

# Basic Skills



# Same

**Directions:** Color the shape in each row that looks the same as the first shape.



## One Step Further








Find two objects in your home that are the same shape. What shape are those objects?





# Different

**Directions:** Draw an **X** on the shapes in each row that are different from the first shape.










## One Step Further

Find a green object and a blue object.  
Are they the same shape?



# Holiday Match

**Directions:** Color the first picture. Color each picture that is the **same** as the first one.

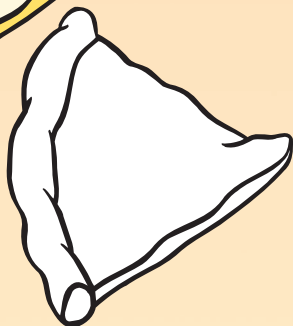




## One Step Further

Make a holiday card for a friend. Use some of the pictures you see on this page.

# A Complete Picture

**Directions:** Draw the missing parts to make the pictures look the same. Color the pictures with the same colors.



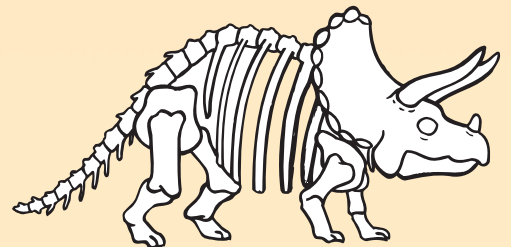

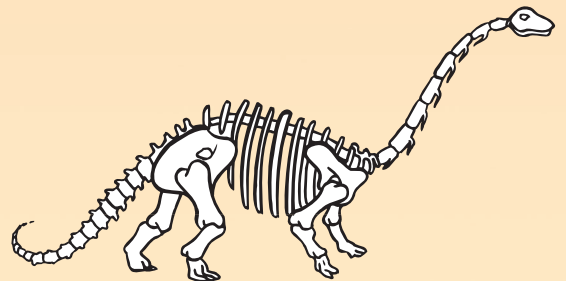

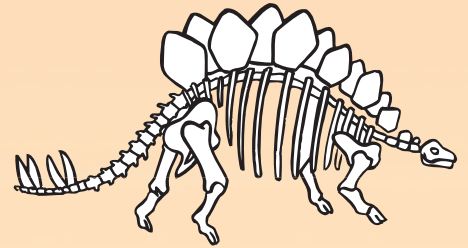

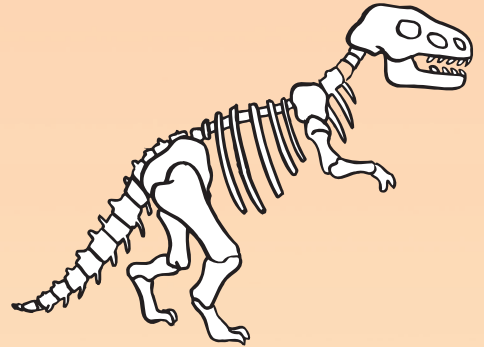

## One Step Further

Draw a picture. Ask a friend to draw a picture that looks the same as yours.



# Dinosaur Match

**Directions:** Draw a line to match each dinosaur with its skeleton.






## One Step Further

Where can you see dinosaurs today?

Which dinosaur on this page is your favorite?

# Shadow Shapes

**Directions:** Look at the shadow shapes in the first row. Draw a line from each shadow to the picture it matches.








## One Step Further

Draw what your shadow might look like if you are standing on one leg.



# Same and Different

**Directions:** Color the two pictures in each row that are the same.



## One Step Further

Find two shirts that you own.  
Describe what is different about them.



# Basketball!

Coby loves to play basketball. In fact, he has six pairs of sneakers just for basketball!

**Directions:** Draw a line to connect each pair of matching shoes.



## One Step Further


Find a pair of shoes in your home that match. Then, find two shoes that don't match.



# Pete the Peacock

Look at Pete the Peacock.

**Directions:** Only one of the peacocks below is exactly like Pete. Circle it. What is different about each of the other peacocks?



## One Step Further

Draw another peacock.  
Color each of its feathers a different color.

# Butterfly, Butterflies

A butterfly is a type of insect. It has four wings. Only two of the butterflies below look the same.

**Directions:** Can you find the two matching butterflies?  
Draw a line to connect them.



## One Step Further

Can you find two things in your neighborhood that look the same?



# Opposites

**Opposites** are things that are different in every way.


**Directions:** Draw a line to match the opposites.



day



little




front



sad



happy



night



big




back

## One Step Further

Look around your home. Find something that is big. Then, find something that is little.

# Opposites

**Directions:** Draw a line to match the opposites.



old




girl




boy




full



open



new



empty



closed


## One Step Further

Look around your neighborhood for something that is closed.



# Fast and Slow

**Directions:** Look at the picture below. Circle the things that go fast. Draw an **X** on each thing that goes slow.




## One Step Further

Sit outside. What can you see that goes fast?  
What can you see that goes slow?



# Full and Empty

**Directions:** Circle the full container. Draw an **X** on the empty container.



## One Step Further


Fill a cup with water until it's full.

Then, dump the water out. Is the cup empty?



# Taller and Shorter

**Directions:** Circle the picture that is taller. Draw an **X** on the picture that is shorter.







## One Step Further

Stand next to a friend.  
Are you taller or shorter?

# Above and Below

**Directions:** Circle the picture that is above the others.  
Draw an **X** on the picture that is below the others.



## One Step Further

Look up. What is above you?


Look down. What is below you?



# Thanksgiving Day!

Doug just helped his mom set all of the food on the table for Thanksgiving Day. Which things on the table are hot? Which things on the table are cold?

**Directions:** Circle all of the hot things with a **red** crayon.  
Circle all of the cold things with a **blue** crayon.




## One Step Further

Tell a friend about your favorite Thanksgiving celebration.

# Baseball

Belinda just went to her first baseball game. Many people sat in the bleachers watching it.

- Directions:** Which person is sitting on something soft?  
Color that person **pink**.
- Which person is sitting on something hard?  
Color that person **purple**.
- Which person is happy?  
Color that person **yellow**.
- Which person is sad? Color that person **blue**.
- Which person is short? Color that person **red**.
- Which person is tall?  
Color that person **orange**.








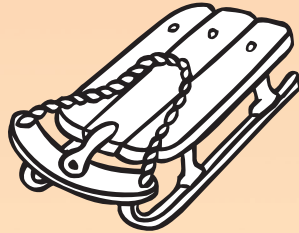
## One Step Further

Make up a story about what is happening in the picture. Do you like watching sports?



# Things That Go Together

**Directions:** Color the pictures in each row that go together. Draw an **X** on the one that does **not** belong.



## One Step Further




Name something fun you can do in the snow.





# Part of a Group

**Directions:** Pick three pictures that go together in each group. Draw an **X** on the picture that does **not** belong in the group.



## One Step Further

Choose a picture that has an **X** on it. What is something that goes with that object?







# You Choose

**Directions:** Look at the animals below.

Which animals have feathers?

Which animals have no legs?

Which animals would be fun to ride?



## One Step Further

Which of the animals on this page would make a good pet? What would you name it?

# The Jungle

Many animals live in the jungle.

**Directions:** Find the animals that are small.

Which animals are large?

Which animals do you think are scaly?

Which animals are soft?



## One Step Further




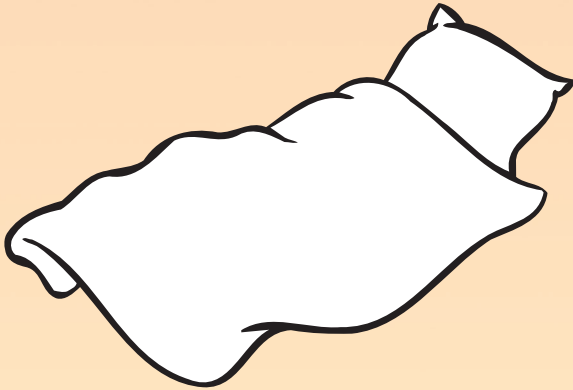

Name another jungle animal.

Describe that animal to a friend.



# So Soft

**Directions:** Which objects below are soft? Color all of the soft things **red**. Color the rest of the objects in a way that makes sense.



## One Step Further

Look around your bedroom for something soft. What did you find?



# Creepy Caves

Many different kinds of animals live in dark caves. Some of the animals pictured below live in caves and some do not. Which animals do not belong?

**Directions:** Draw an **X** on the animals that do **not** belong in a cave.





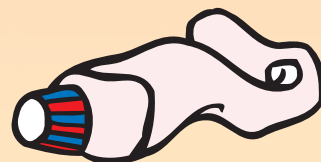
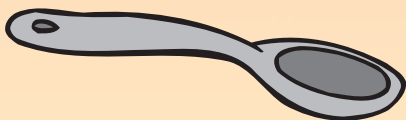

## One Step Further

Where do the other animals on this page live?



# What Goes Together?

**Directions:** Draw a line to match each thing that goes together.



## One Step Further

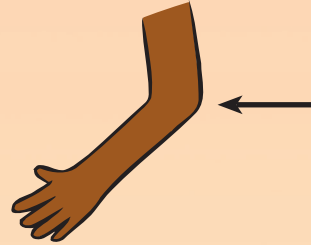

Look around your bedroom.  
Find two more objects that go together.





# Three Things

**Directions:** Circle your answers below.


Which three things are on your hand?



Which three things are in the sky?



Which three things would you wear if you were hot?



## One Step Further

What is your favorite thing to do when it's hot outside?



# Letter Recognition

**Directions:** Circle the letters in each row that match the first letter.

A	N	A	V	A
a	b	a	c	a
B	B	C	B	A
b	d	a	b	a
C	O	C	D	C
c	a	c	c	o

## One Step Further

Name an animal that starts with **A**, **B**, or **C**.  
What color is that animal?



# Letter Recognition

**Directions:** Circle the letters in each row that match the first letter.

D

B

G

D

B

d

b

d

a

d

E

H

F

E

E

e

e

a

b

e

F

E

F

E

A

f

t

f

l

o

## One Step Further

Name a food that starts with **D**, **E**, or **F**.

When was the last time you ate that food?



# Letter Recognition

**Directions:** Circle the letters in each row that match the first letter.

G

C

G

O

B

g

g

p

q

g

H

E

F

H

I

h

d

n

b

h

I

H

I

L

A

i

t

i

l

i



## One Step Further

Name an object that is green or gray.  
What letter does that object start with?

# Letter Recognition

**Directions:** Circle the letters in each row that match the first letter.

J

J

U

L

J

j

g

j

q

i

K

N

F

H

K

k

l

h

k

b

L

J

l

L

U

l

t

i

l

i

## One Step Further

Ask a friend to name something that starts with **J**, **K**, or **L**. Then, name a different object.



# Letter Recognition

**Directions:** Circle the letters in each row that match the first letter.

M	H	M	n	L
m	M	a	m	n
N	M	N	m	N
n	n	m	a	n
O	O	D	B	O
o	a	O	c	o



## One Step Further

Draw an oval. Draw something that starts with the letter **o** inside the oval.

# Letter Recognition

**Directions:** Circle the letters in each row that match the first letter.

P

D

P

O

b

p

p

d

q

b

Q

O

Q

G

Q

q

p

q

d

b

R

R

B

P

R

r

r

n

m

r

## One Step Further

Look around your bedroom for something that starts with **P**, **Q**, or **R**.





# Letter Recognition

**Directions:** Circle the letters in each row that match the first letter.

S

P

S

B

S

s

o

a

s

e

T

I

P

L

T

t

f

l

t

i

U

U

D

U

O

u

u

n

m

n



## One Step Further

Name a friend or family member whose name starts with **S**, **T**, or **U**.

# Letter Recognition

**Directions:** Circle the letters in each row that match the first letter.

V W V A N

v w x v y

W V M A W

w w v x m

X Y X V K

x y k x z

## One Step Further

Name an object that starts with **V**, **W**, or **X**.  
Describe that object and what you use it for.



# Letter Recognition

**Directions:** Circle the letters in each row that match the first letter.

Y

W

Y

V

X

y

w

x

v

y

Z

N

M

Z

W

z

n

z

x

m



## One Step Further

Draw a picture of a zebra you might see during a day at the zoo.

# Rhyming Pairs

Words that have the same ending sounds are called **rhyming** words.

**Directions:** Circle the pairs that rhyme.



map



nest



dog



frog



hat




bat




kite



mop




can



fan



rat



pig

## One Step Further


Name a word that rhymes with **map**.

Name two other rhyming words.




# Rhyming Pairs


**Directions:** Circle the pairs that rhyme.



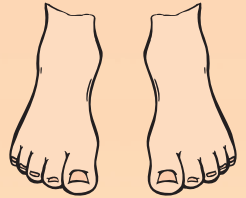
nose



hose



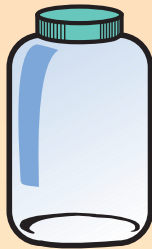
beet



feet



star



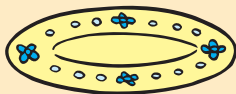
jar




box



fox



dish



fish



cake



cap

## One Step Further

Choose a word on this page.

Can you name an object that rhymes with it?

# Reading



READING

# ABC Order

**Directions:** Connect the dots in ABC order. Color the picture.



READING

## One Step Further

Give the dog a name. Find an object that starts with the same letter as the dog's name.







# Buddy's Basket

Buddy is putting things in his basket. He wants only things that begin with **Bb**.

**Directions:** Color the pictures of things that begin with **Bb**.



## One Step Further


Look around your room for objects to add to Buddy's basket.



# Todd's Toy Box

Todd's toy box only has toys that begin with **Tt**. Look at the toys below. Which ones belong in the box?

**Directions:** Draw lines from those toys to the box.




## One Step Further

What other objects that begin with the **Tt** sound could go in Todd's toy box?

# A Super Slide

Help Sissy get down the slide.

**Directions:** Write the letter **s** on each line. Then, say each word aloud.



## One Step Further

Slide on your feet across a tile floor.  
Be careful not to slip!



# Crazy Caterpillar

Give the caterpillar some spots.

**Directions:** Say the name of each picture. If the picture name begins with the same sound as **caterpillar**, circle the picture to make a spot.




## One Step Further

What other words can you think of that start with the same sound as **caterpillar**?

# Mouse Magic

Help Michael Mouse perform magic.

**Directions:** Color only the pictures that begin with the sound of **Mm**.



## One Step Further








What other words can you think of that start with the **Mm** sound?



# Dixie's Drawings

Dixie drew pictures of things that begin with **Dd**. Look at the pictures below.

**Directions:** Circle the ones that Dixie drew.

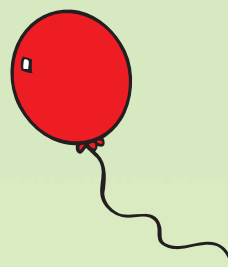




## One Step Further

Draw a picture of you and a friend.  
Are there any **Dd** words in the picture?

# Consonant Review

**Directions:** Write the beginning sound for each picture.



READING

## One Step Further

Ask a friend to name an object.

What sound does that object begin with?







# Wonderful Wagon

The wagon can carry only pictures whose names begin with the sound of **Ww**.

**Directions:** Color the pictures that can go in the wagon.




## One Step Further

Look at a wall in the room you are in.  
What is on the wall?

# Jump, Jake, Jump!

Help Jake jump along the path.

**Directions:** Write the letter **j** on the lines to complete the words. Then, say each word aloud.



## One Step Further


Name a friend whose name starts with the letter **J**.



# Fishing Fun

These monsters are fishing for things that begin with **Ff**.

**Directions:** Draw a line from each hook to a fish that has something beginning with **Ff**.



## One Step Further

What is your favorite food?  
Draw food for the fish to eat.

# Rain, Rain, Go Away

**Directions:** Color the raindrops that have pictures that begin with **Rr**.



## One Step Further


What is your favorite thing to do when it's raining?



# Pizza Party

Look at the picture.

**Directions:** Circle eight things that begin with **Pp**.




## One Step Further

Tell a story about what is happening in the picture.

# In Huey's House

Find the seven **Hh** things in Huey's house.

**Directions:** Color them **red**. Then, color the rest of the picture.



## One Step Further

Find five red things in your home.

Do any of them begin with the **Hh** sound?






# Handy Norman

Norman loves the letter **Nn**!

**Directions:** Draw a line from each of Norman's hands to a picture of something that begins with **Nn**.



## One Step Further

Grab a net and go outside.  
What can you catch in the net?














# Special Keys

Each monster has a key. The keys will open only chests that have pictures of things beginning with **Kk**.

**Directions:** Circle the chests the keys will open.





## One Step Further

Ask an adult to give you a key.  
Try to find out what it unlocks.

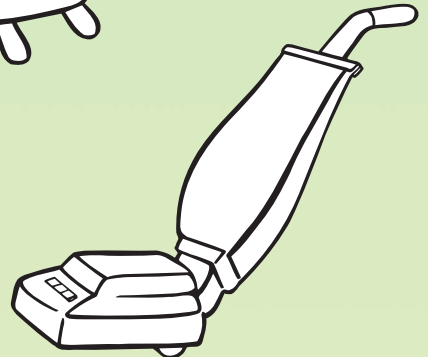





# Very Vivid Vs

**Directions:** Draw a line from **Vv** to each picture that begins with the sound of **Vv**. Then, color the **Vv** pictures.



**Vv**



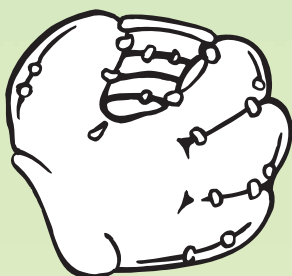





## One Step Further

Make a valentine for a friend. Decorate it using your favorite shapes and colors.



# Light It Up!

**Directions:** Draw a line from the light to each picture that begins with the sound of **Ll**. Then, color the **Ll** pictures.






## One Step Further

Find an object in your home that starts with the **Ll** sound.



# A Great Garden of Gs

**Directions:** Write **g** under each picture that begins with the sound of **Gg**. Color the **Gg** pictures.




---



---



---



---



---



---



---



---



---





---



---



---




---



---



---



---



---



---



---



---



---





---



---



---




---



---



---



---



---



---



---



---


## One Step Further

Look outside. What do you see that starts with the **Gg** sound?



# A Colorful Quilt

**Directions:** If the picture inside the quilt square begins with **Qq**, color it **orange**. If it does not, color it **purple**.



## One Step Further

It's quiet time! Ask an adult to read to you.  
Are there any **Qq** words in the book?



# Yolanda's Picture Chart

Help Yolanda finish her picture chart.

**Directions:** Write **y** on the lines to complete the words. Then, say each word aloud.



\_\_\_\_\_ o-yo

\_\_\_\_\_ olk

\_\_\_\_\_ ard

\_\_\_\_\_ ak

\_\_\_\_\_ arn

\_\_\_\_\_ ellow

## One Step Further

Draw a picture of the sun. Color it yellow.  
Is the sun shining right now?

# Zep Zebra's Zoo

Zep Zebra likes living in the zoo.

**Directions:** Color each picture that begins with the sound of **Zz**.



## One Step Further

Tell a story about a day at the zoo.  
What is your favorite zoo animal?

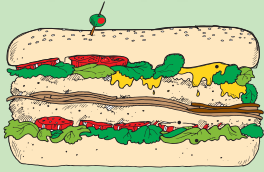




# Consonant Review

Say the name of each picture.

**Directions:** Write the letter that makes the beginning sound.



\_\_\_\_\_

-----

\_\_\_\_\_



\_\_\_\_\_

-----

\_\_\_\_\_



\_\_\_\_\_

-----

\_\_\_\_\_



\_\_\_\_\_

-----

\_\_\_\_\_



\_\_\_\_\_

-----


\_\_\_\_\_



\_\_\_\_\_

-----

\_\_\_\_\_



\_\_\_\_\_

-----

\_\_\_\_\_



\_\_\_\_\_

-----

\_\_\_\_\_



\_\_\_\_\_

-----

\_\_\_\_\_



\_\_\_\_\_

-----

\_\_\_\_\_










## One Step Further

What letter does your name start with?  
Is that letter a consonant?



# Amazing As

**Directions:** Draw a line from each apple to a picture that begins with the sound of **Aa**. Draw an **X** on the picture that does **not** belong. Color the **Aa** pictures.



Vowel  
Sounds

READING

## One Step Further


Eat an apple. Can you name another food that starts with the **Aa** sound?



# Andy's Pictures

Help Andy label his pictures below and on page 69.

**Directions:** Trace the words. Then, say the words aloud.  
Listen to the sound that **Aa** makes.




ant

ax

## One Step Further

Draw something else that Andy might have a picture of.

# Andy's Pictures






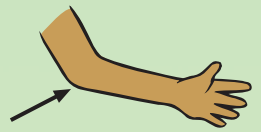



## One Step Further

Name as many words as you can that start with the **Aa** sound.



# “Egg-ceptional” E!

**Directions:** Draw a line from each egg to a picture that begins with the sound of **Ee**. Draw an **X** on the picture that does **not** belong.




## One Step Further

What is your favorite breakfast food?  
Does it start with the **Ee** sound?

# In Elmo's Room

Below and on page 72 are some things that are in Elmo's room.

**Directions:** Trace the words. Then, say the words aloud.  
Listen to the sound that **Ee** makes.



bed




vest

## One Step Further


Look around your room for objects that have the **Ee** sound.



# In Elmo's Room



pen



desk



## One Step Further

Sit at a desk at home or school and write a letter to a friend.

# Make a Wish

The monsters are at a wishing well. Find out what each one is hoping to get.

**Directions:** Write **i** on the lines to complete each word. Then, say the words aloud.



## One Step Further

Pretend you are at a wishing well.  
What would you wish for?

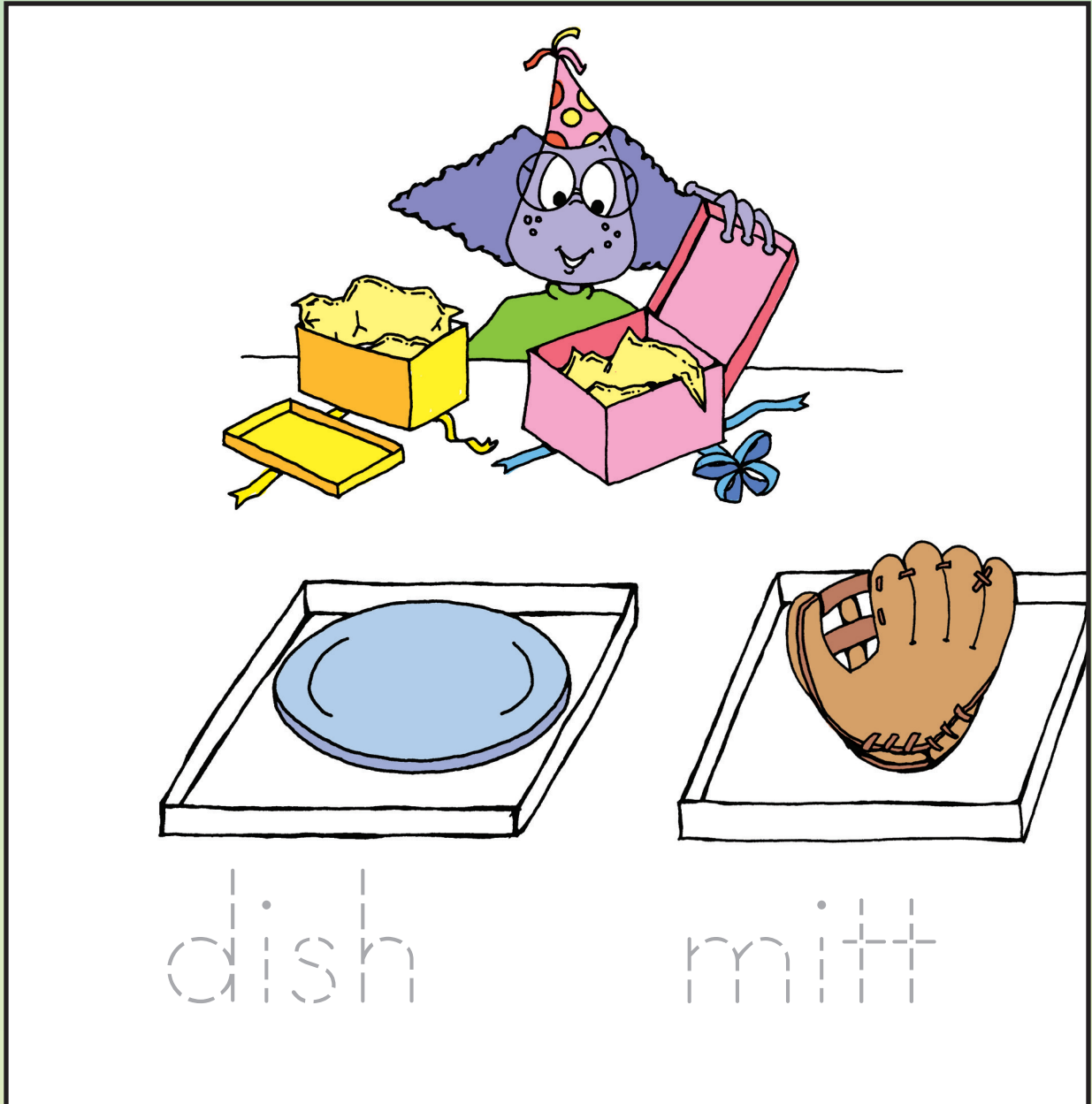




# Izzy's Gifts

Look at Izzy's birthday gifts! Help her label them.

**Directions:** Trace the words below and on page 75.  
Then, say the words aloud. Listen to the sound that **li** makes.



dish


mitt

## One Step Further


Grab a mitt and play catch with a friend.  
How many times did you catch the ball?



# Izzy's Gifts



pig



fish

## One Step Further

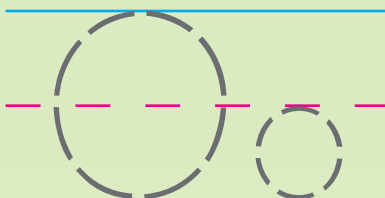


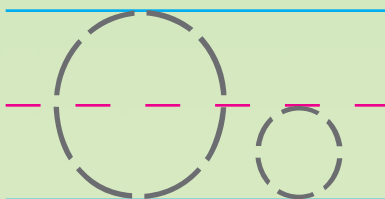
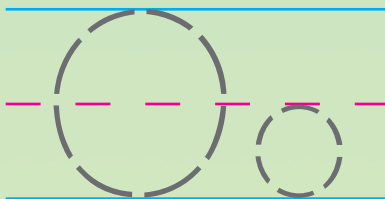
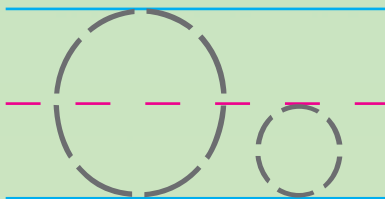
What gifts do you want to give a friend for his or her next birthday?



# Oo Animal Search

Can you find the **Oo** animals?

**Directions:** Trace each **Oo**. Color the animals that begin with the sound of **Oo**.




## One Step Further

Choose an animal that you colored on this page. Where might you find this animal?

# Olive's Box

What things are in Olive's box?

**Directions:** Trace the words below and on page 78 .  
Then, say the words aloud. Listen to the sound that **Oo** makes.



sock

clock

## One Step Further

Look around your home for a sock and a clock. Where did you find these objects?



# Olive's Box



top




doll

## One Step Further

Work with a friend to name as many words with the **Oo** sound as you can.

# Unusual Umbrellas

**Directions:** Draw a line from each child to a picture that begins with the sound of **Uu**.



READING

## One Step Further

Pretend it's raining and stand under an umbrella.



# Ug's Puppets

Ug collects puppets. Some of his puppets are shown below and on page 81.


**Directions:** Trace the words. Then, say the words aloud.  
Listen to the sound that **Uu** makes.



## One Step Further

Ask an adult to help make a puppet of your own. Put on a puppet show!

# Ug's Puppets



duck

pup


## One Step Further

Tell a story about a pup and a duck.  
Make puppets if you want!




# Animal Snapshots


**Directions:** Write **a**, **e**, **i**, **o**, or **u** on each line.




p \_ \_ g




c \_ \_ t




b \_ \_ t




h \_ \_ n




\_ \_ nt




f \_ \_ sh



d \_ \_ g



fr \_ \_ g



d \_ \_ ck


## One Step Further

Ask a friend to name more animals.  
What vowels do those words contain?



# Strawberry Patch Match

**Directions:** Draw a line from each uppercase letter to its lowercase letter.




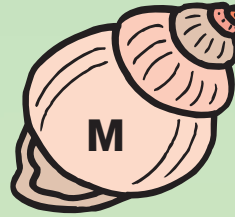
## One Step Further

What is your favorite fruit? What is your least favorite fruit?



# See the Shells

**Directions:** Draw a line from each uppercase letter to its lowercase letter.












## One Step Further

Some people collect seashells. What do you collect?

# Haystack Match

**Directions:** Draw a line from each uppercase letter to its lowercase letter.























## One Step Further

What do you think the phrase "Needle in a haystack" means?



# Make a Match

**Directions:** Draw a line from each uppercase letter to its lowercase letter.




## One Step Further

Why does your name always start with an uppercase letter?

# A Long Time Ago

**Directions:** Color the picture. Then, trace the words below.



dinosaurs

trees grass


## One Step Further

Have you ever seen a real dinosaur? Why or why not?



# Tractor Pull

**Directions:** Color the picture of the farm. Then, trace the words below.



farmer cow


tractor corn

## One Step Further

Would you like to work on a farm? Why or why not?

# Building a House

**Directions:** Color the picture. Then, trace the words below.



wood house

tools work

## One Step Further


Tell a story about a time that you worked hard for something.





# You've Arrived!

**Directions:** Color the picture. Then, trace the words below.



Welcome to  
the zoo.


## One Step Further

What are your top five favorite animals to see at the zoo?




# Under the Sea

**Directions:** Find the word in each row. Color the boxes to show the word.




crab



whale



seal



shark



clam

v	c	r	a	b
w	h	a	l	e
s	e	a	l	t
s	h	a	r	k
r	c	l	a	m

## One Step Further

Make a word search using the words on this page. See if a friend can solve it.



# Words That Go

**Directions:** Find the word in each row. Color the boxes to show the word.




train



bus



ferry



jet



canoe

t	r	a	i	n	j
c	b	u	s	a	b
f	e	r	r	y	t
d	m	j	e	t	b
c	a	n	o	e	m

## One Step Further

What is your favorite way to travel? How many times have you traveled that way?

# In the Garden

**Directions:** Find the word in each row. Color the boxes to show the word.



bee



flower



tree



rabbit



snail

a	b	e	e	g	h
f	l	o	w	e	r
r	f	t	r	e	e
r	a	b	b	i	t
s	n	a	i	l	z

## One Step Further

Name two more things you might find in a garden.



# Building Words

**Directions:** Find the word in each row. Color the boxes to show the word.



saw



nail



wood



truck



drill



roof

t	d	s	a	w	b
b	n	a	i	l	y
i	h	w	o	o	d
e	t	r	u	c	k
d	r	i	l	l	a
f	r	o	o	f	m

## One Step Further

Name something else that goes with the objects on this page.

# People

**Directions:** Draw a line to match each word with its picture.

boy



girl



man



woman



## One Step Further


Name a person you know that fits in each of the categories on this page.



# Things

**Directions:** Draw a line to match each word with its picture.


ball



apple



bed



box



## One Step Further


Look around your home.

Can you find a ball, apple, bed, and box?


# Action Words

**Directions:** Draw a line to match the action word with the person doing that action.


walk



run



talk



eat



## One Step Further

Show how you can do each of the action words on this page.



# Action Words

**Directions:** Draw a line to match the action word with the person doing that action.

play



ride



sit



cook



## One Step Further

What is your favorite thing to do after school—play, ride, sit, or cook?






# Descriptions

**Directions:** Draw a line to match each word with its picture.


tall



short



old



big



## One Step Further


Name an object that fits each of the description words on this page.



# Descriptions

**Directions:** Draw a line to match each word with its picture.

little



happy



sad



funny





## One Step Further

Name something that makes you happy.  
Name something you think is funny.

# Which Items Do You Not Need?

Lauren and her dad want to play tennis.

**Directions:** Draw an **X** on the things they do **not** need to play tennis.



## One Step Further





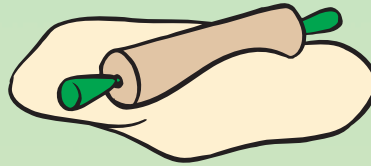
What things do you need to play your favorite sport?



# Which Items Do You Not Need?

Lloyd is working at a bakery.

**Directions:** Draw an **X** on the things he will **not** need to do his job well.



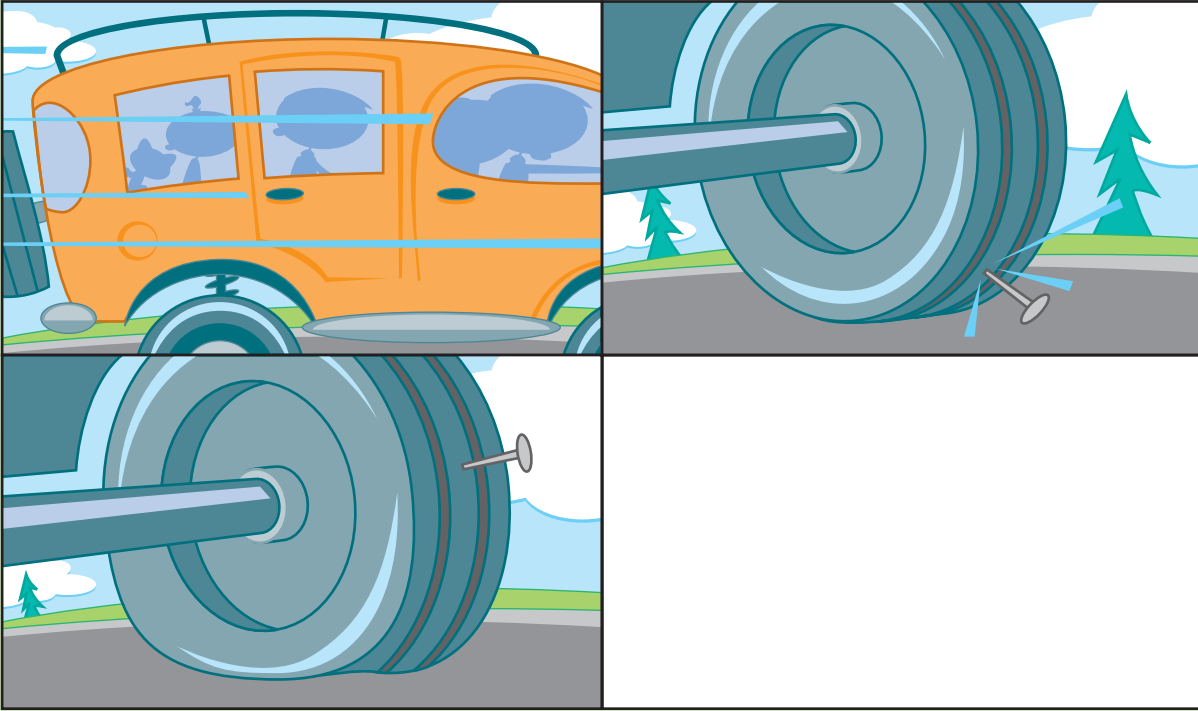
READING

## One Step Further


What might Lloyd be baking today?  
Do you like to bake?

# Which Picture is Missing?

**Directions:** Look at the pictures below. They start to make a story, but the last box is empty.



**Directions:** Which of these pictures helps to finish the story? Circle the picture.




## One Step Further

Tell a story about what is happening in the picture. Where is the family driving to?




# Which Picture is Missing?

**Directions:** Look at the pictures below. They start to make a story, but the last box is empty.



**Directions:** Which of these pictures helps to finish the story? Circle the picture.




## One Step Further

On a warm day, have a water balloon toss with a friend.

# Rainbow Clues

**Directions:** Follow the clues below. Circle your choices.




Find the object that is **brown** and **hard**.



Find the object that is **yellow** and **long**.



Find the object that is **blue** and **tiny**.



## One Step Further




Choose an object on this page. Give a friend two clues that describe the object.




# Color It Again

**Directions:** Color the picture in each row that both words describe.



**round** and **orange**



**scared** and **brown**



**wet** and **pointy**



## One Step Further

Find an object in your school that is big and brown. What did you find?



# Grandma Gertie




Grandma Gertie loves flowers.

**Directions:** Use the clues below to find the perfect flower for Grandma. Circle your answer.

Grandma likes flowers that are **pink**.

She likes flowers that are tall.

She likes flowers that come with candy.



## One Step Further

What do you think makes the perfect flower?  
Draw it and give it to a friend.

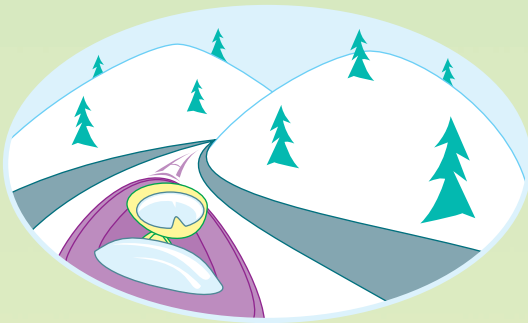

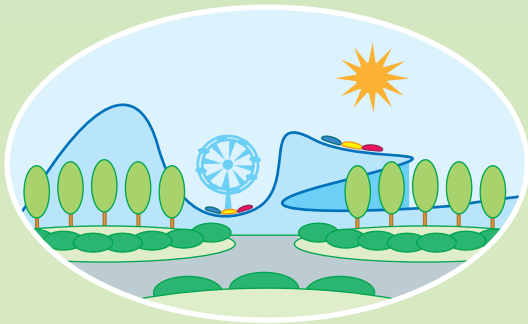
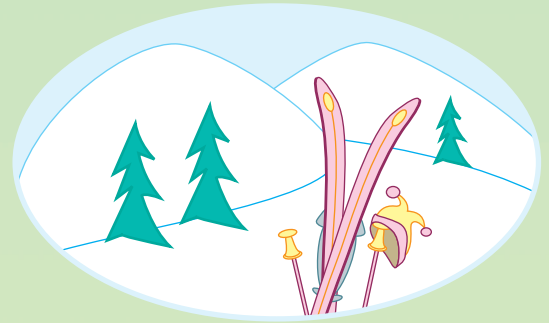



# Jalen's Vacation

Jalen wants to go on vacation. Help him pick out the best spot for his trip.

**Directions:** Read the clues below. Circle the trip that Jalen should pick.

Jalen does not want to go to a cold place.  
Jalen does not want to go to a beach.  
Jalen wants to go to a place with games.



READING


## One Step Further

Where would you most like to go on vacation? What would you do there?

# A Busy Day

We always get up early. Dad makes us breakfast. I feed Zip, the cat. Then, I walk to school. Mom and Dad go to work.

**Directions:** Read the story. Write the answer to each question.

What words from the story begin with the same sound as  ?

---



---



---

Circle the picture that rhymes with **walk**.



Which word in the story means **Mom, Dad, and I** together?

---



---



---

Why does everyone get up early?

---



---



---

## One Step Further

What do you do before school?

What time do you get up in the morning?



# The Goat

Every Saturday, Grandma and I go bike riding. Grandma wears her straw hat. Last Saturday, we rode along the bike path to the high school. We went to see the farm animal show. We got to pet the goats. Grandma left her hat on the bike seat. A goat ate the hat!

**Directions:** Read the story. Write the answer to each question.

Circle the picture that has the sound of **e** you hear in **pet**.



Circle the picture that names a word that rhymes with **goat**.



Which word in the story is a day of the week?

---



---



---

Where does the bike path go?

---



---



---

## One Step Further

Where is your favorite place to ride your bike?  
Is there a bike path near your home?



# Antarctic Penguins

Penguins are birds but they don't fly. Penguins swim. Penguins lay eggs. Most penguin chicks have fluffy feathers. Penguins live in large groups.

**Directions:** Read the story. Write the answer to each question.

Circle the picture whose name begins with the blend you hear at the beginning of **fluffy**.



What word from the story rhymes with **legs**?

---



---



---

What word from the story means the same as **do not**?

---



---



---

Do all birds fly?

---



---



---

## One Step Further

Where do penguins live?

Have you ever seen a penguin?



# Bear Cubs

Bear cubs are born in winter. They may weigh less than a pound. In spring, the cubs and their mother go outside. As the cubs grow older, their mother teaches them how to find food. The cubs stay with their mother for a year or two. Then, the cubs go out on their own.

**Directions:** Read the story. Write the answer to each question.

Circle the picture that begins with the blend you hear at the beginning of **grow**.



What words in the story rhyme with **day**?

---



---



---

What word in the story means **a cold time of the year**?

---



---



---

Why do you think the cubs stay with their mother for a year or two?

---



---



---



## One Step Further

Name a place where you might see a bear cub. Have you ever seen a bear cub?




# Math




MATH

## Zero 0


**Directions:** Circle the number of fish in each tank.




0      1      3




0      1      2




3      4      5



0      1      2



0      1      2



1      2      4


### One Step Further


How many fish do you own? Draw a picture of the biggest fish you've seen.





# One 1


**Directions:** Trace the big 1. Color the pictures.


Circle 1  .

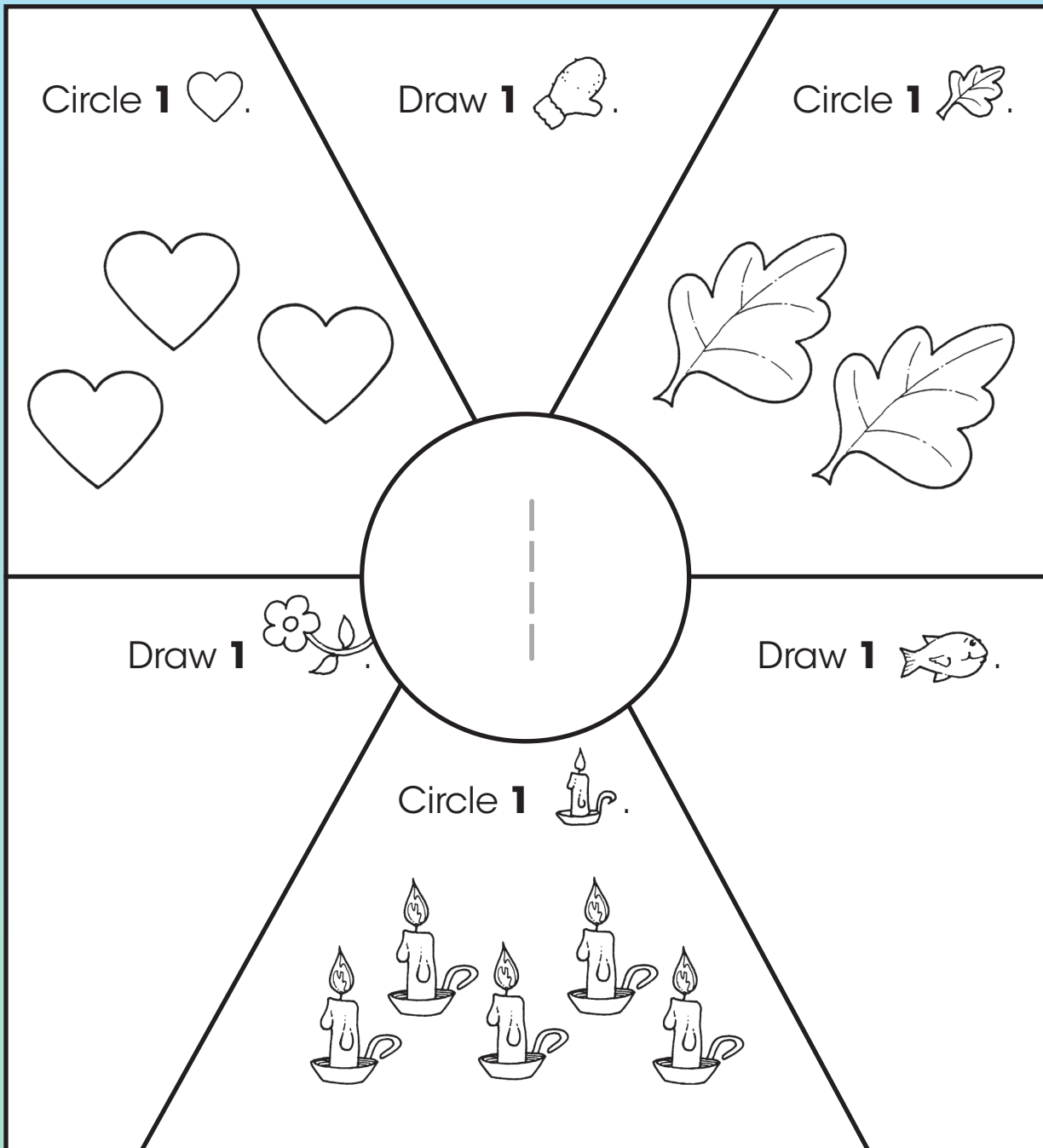
Draw 1  .

Circle 1  .

Draw 1  .

Draw 1  .

Circle 1  .




## One Step Further

Name something in your kitchen you see one of. What do you use that object for?



# Two 2

**Directions:** Help the bunny twins catch their balloons. Follow the twos through the maze.


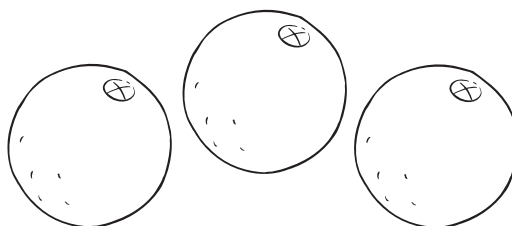
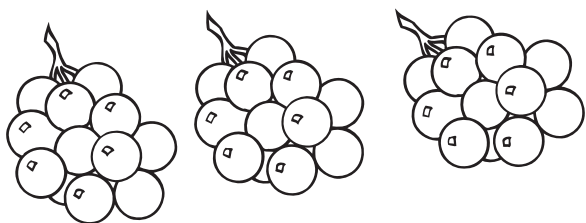



## One Step Further

Look around your neighborhood.  
Name something you see two of.

# Three 3

**Directions:** Count and write the number in each box.  
Circle the groups of three. Color the groups  
of four.



## One Step Further

Name three more fruits.

Which is your favorite?



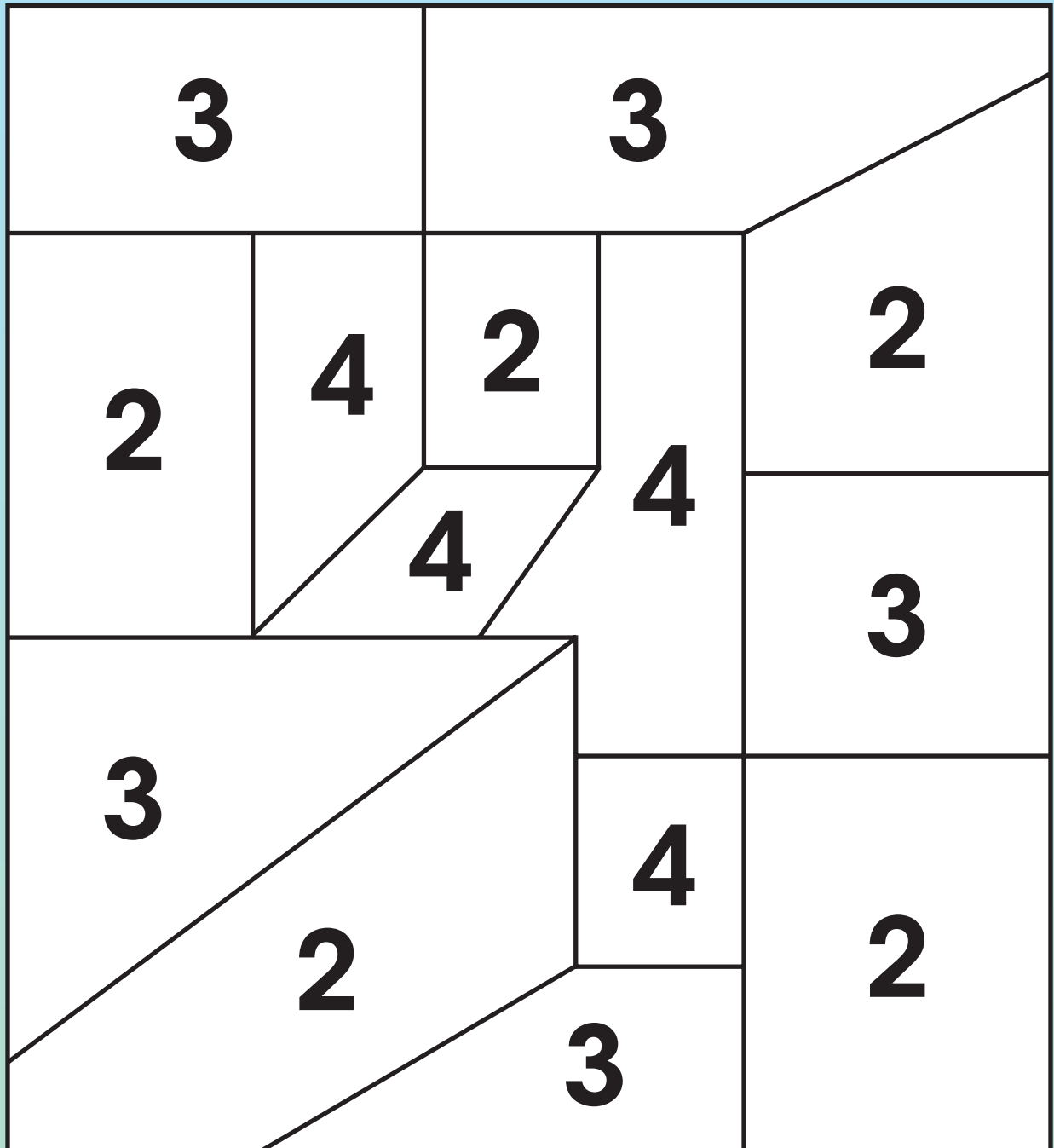
# Four 4

**Directions:** Color to find the hidden picture.

2 = blue

3 = blue

4 = green





## One Step Further

Name four objects that go together.  
Are all those objects the same color?



# Five 5

**Directions:** Five dogs are colored. Color five dogs.



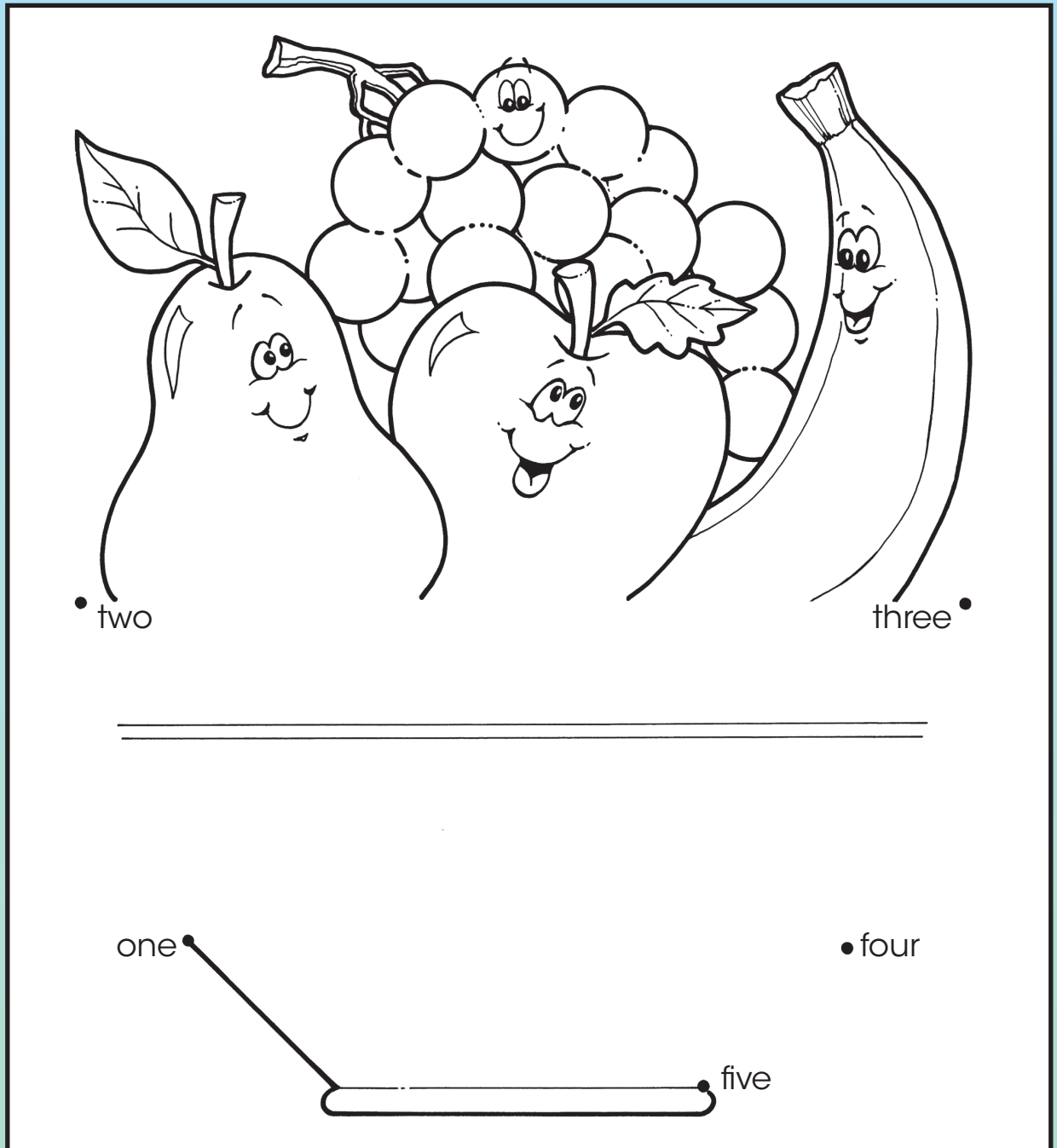
## One Step Further

Pretend you are a dog. Bark five times.  
Name the five dogs you colored.



# Review Numbers 0-5

**Directions:** Connect the dots in order. Color the picture.







## One Step Further

Find five of your favorite books.  
Ask an adult to read to you.

# Six 6

**Directions:** Count and color each picture. Circle each group of six.



## One Step Further


Hop like a bunny six times.

For your next snack, eat six baby carrots.



# Seven 7

**Directions:** Draw seven cookies.



## One Step Further

Some people think seven is a lucky number.  
What is your lucky number?



# Eight 8

**Directions:** Count and color eight pieces of gold in each of the treasure chests. Then, color the treasure chests.




## One Step Further

Name other things you might find in a treasure chest.



# Nine 9

**Directions:** Draw nine s in the . Color the s.



## One Step Further


Put a handful of jellybeans in a jar.  
Ask a friend to guess how many are in the jar.



# Ten 10

**Directions:** Color five dots **red**, three dots **blue**, and two dots **orange** on the butterfly. Count the dots on the butterfly.

How many are there altogether? \_\_\_\_\_





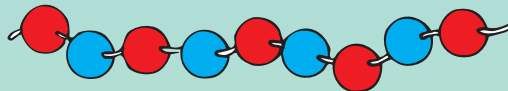



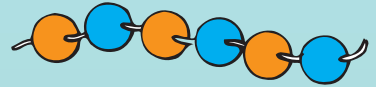


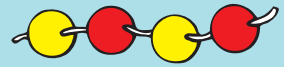


## One Step Further

Draw a picture of the prettiest butterfly you've seen.



# Review Numbers 0-10

**Directions:** Count the beads in each row. Write the number.

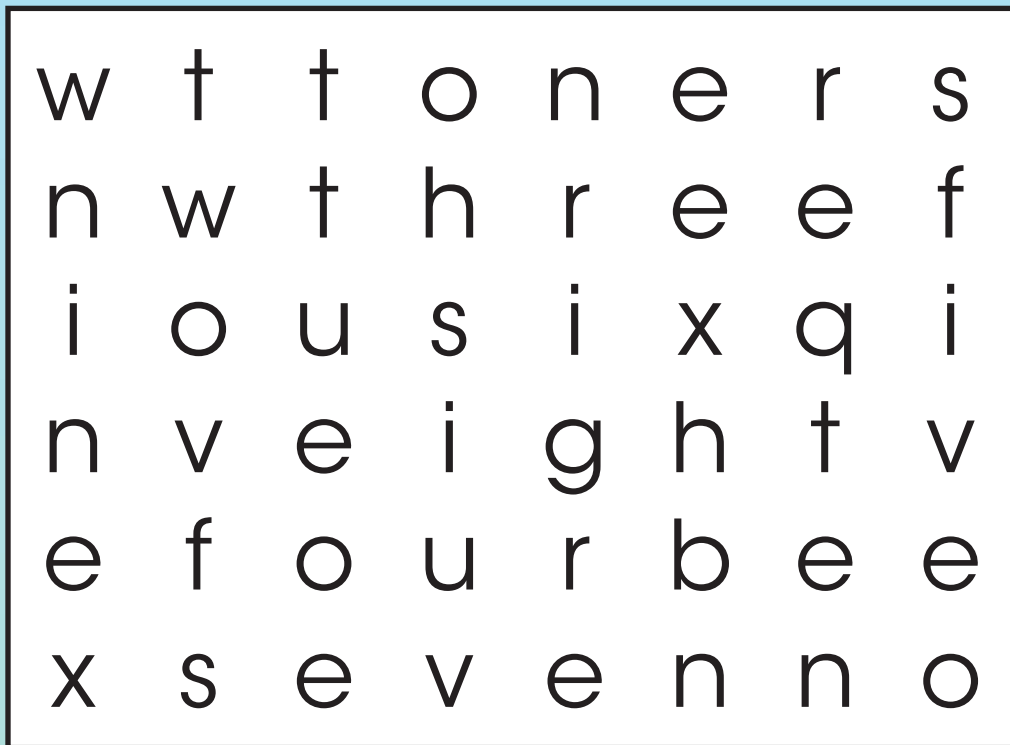


## One Step Further

Find several small objects. Separate them into 10 piles. How many are in each pile?

# Numbers 1-10

**Directions:** Circle the words in the puzzle. The words go across and down.



1  
3  
5  
7  
9

one

three

five

seven

nine

2  
4  
6  
8  
10

two

four

six

eight

ten



## One Step Further

Look for loose change around your home.  
Make **10** piles of **10** coins each.



# A Dinosaur Dig

**Directions:** Find **7** shovels below and color them. Then, color the rest of the picture.




## One Step Further

Would you want to go on a dig for dinosaur bones? Why or why not?

# A Nest of Eggs

**Directions:** Count the eggs in each nest. Write the number on the line.





---



---



---





---



---



---





---



---



---





---



---



---





---



---



---




---



---



---




## One Step Further

What animals might be inside the eggs on this page?



# Perfect Peacocks

**Directions:** Count the number of feathers on each peacock. Write the number on the line.



## One Step Further

Feathers come in all sorts of colors. Draw and color a feather however you want!





# Missing Numbers

**Directions:** Write the missing number in each box.

1		3
---	--	---

8		10
---	--	----

6		8
---	--	---

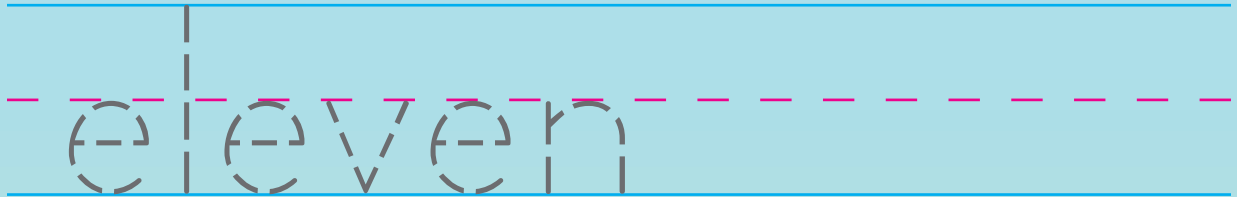
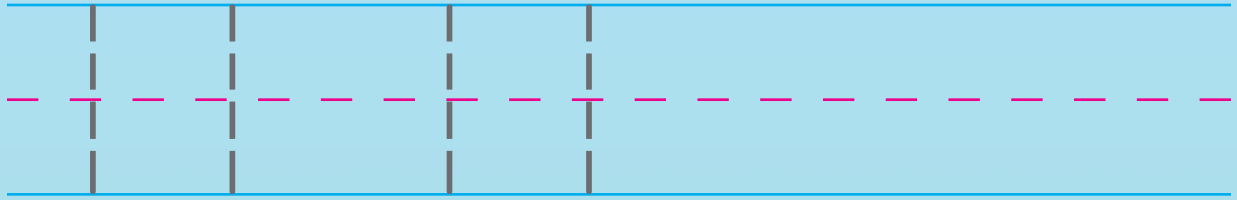
## One Step Further

Create your own missing number problems.  
See how many a friend can get right.



# Trace and Write 11

**Directions:** Trace and write the number **11**. Then, count and write the numbers.



<p>_____</p>	<p>_____</p>
--------------	--------------




## One Step Further

Look around your neighborhood for 11 flowers. Where did you find them?

# Eleven 11

**Directions:** Count Zeb Zebra's stripes and color them.



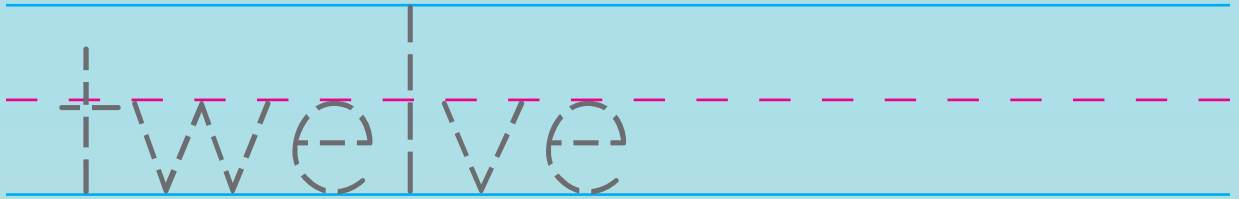
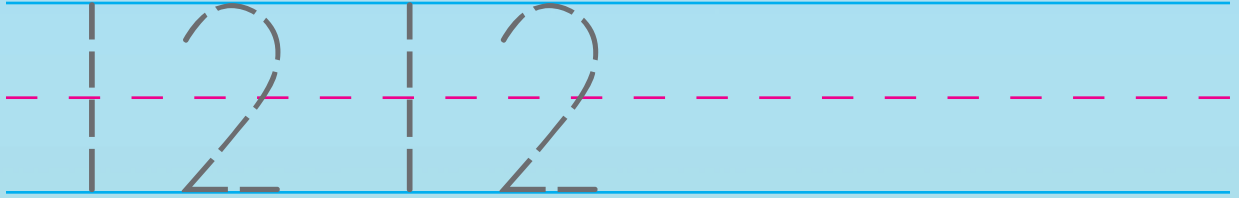
## One Step Further

Draw a zoo animal that has spots.  
Draw 11 spots on the animal.



# Trace and Write 12

**Directions:** Trace and write the number **12**. Then, count and write the numbers.










<p>_____</p>	<p>_____</p>
--------------	--------------

## One Step Further

How many balls can you find in your school?  
What do you like to do on the playground?

# Twelve 12

**Directions:** Count each group of creatures. Draw a line from the creatures to their matching apples.



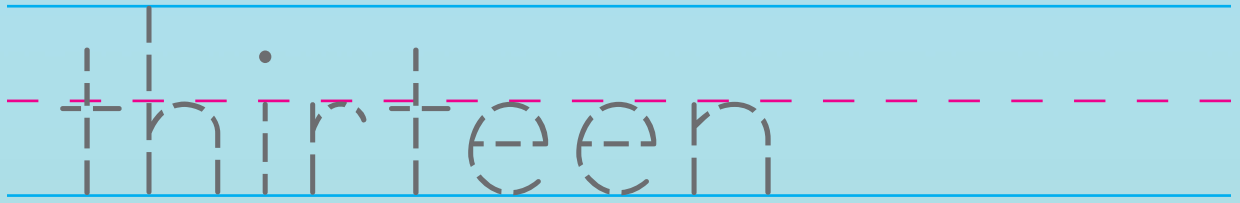
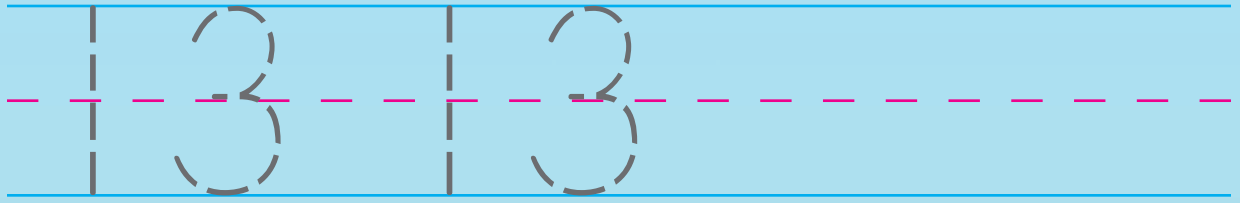
## One Step Further

Sit outside for awhile. How many birds do you see? How many butterflies do you see?




# Trace and Write 13

**Directions:** Trace and write the number **13** and the number word.



**Directions:** Now practice writing the number and the word by yourself on the lines below.



## One Step Further

How many letters are in your first name?

How many letters are in your last name?

# Thirteen 13

**Directions:** Color the number. Color the word. Count and color the rest of the picture.



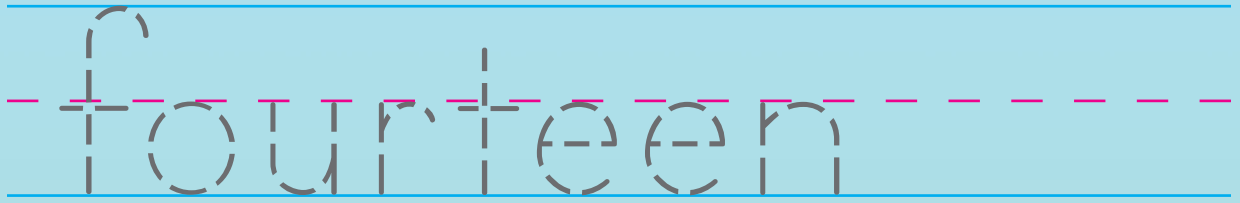
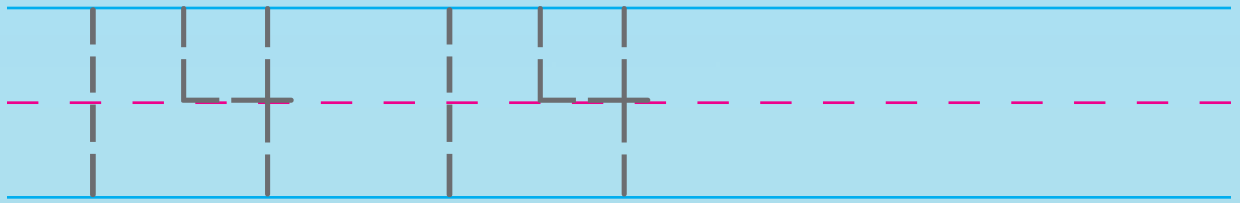
## One Step Further

Look at the front lawn of your home or school. Name 13 things you see.




# Trace and Write 14

**Directions:** Trace and write the number **14** and the number word.



**Directions:** Now practice writing the number and the word by yourself on the lines below.



## One Step Further

Look around your home.  
Find 14 black objects. What did you find?



# Fourteen 14

**Directions:** Color the number. Color the word. Count and color the rest of the picture.



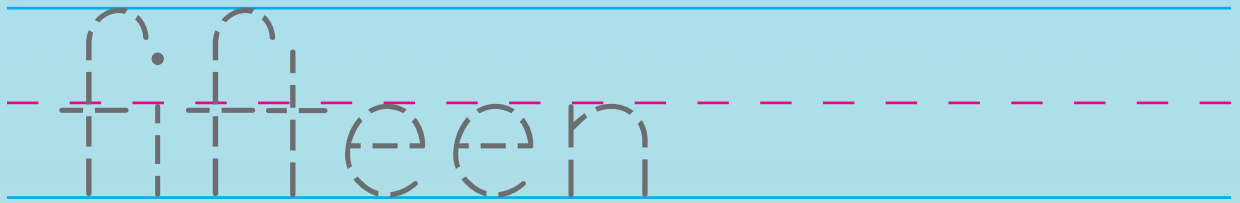
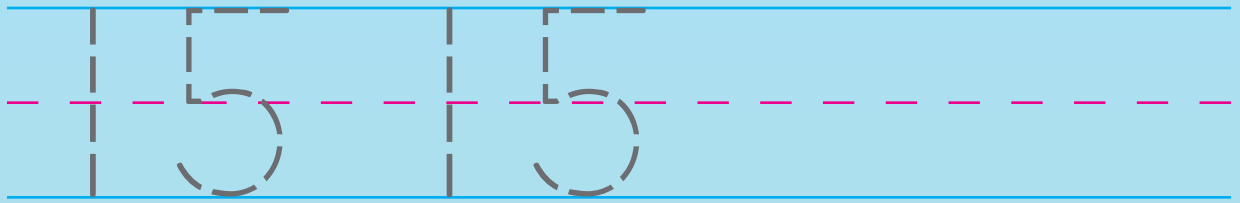
## One Step Further

Name as many beverages as you can.  
Can you name 14?




# Trace and Write 15

**Directions:** Trace and write the number **15** and the number word.



**Directions:** Now practice writing the number and the word by yourself on the lines below.



## One Step Further

Read a book for 15 minutes.

Ask an adult to help you.

# Fifteen 15

**Directions:** Color the number. Color the word. Count and color the rest of the picture.



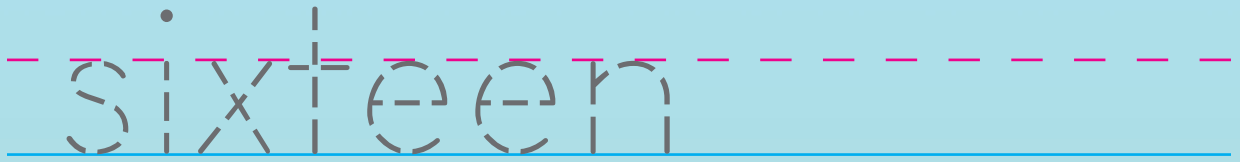
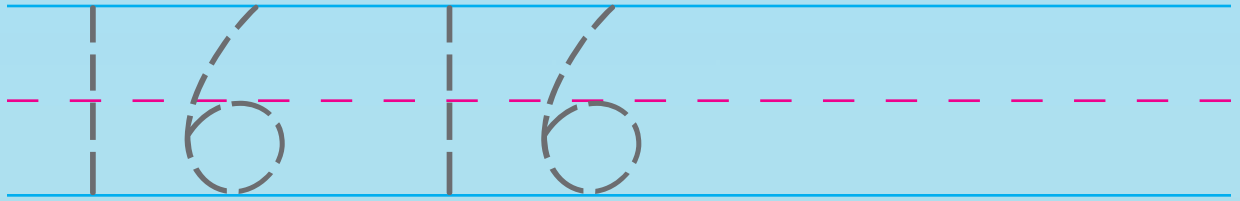
## One Step Further

What is your favorite thing to do in the summer?




# Trace and Write 16

**Directions:** Trace and write the number **16** and the number word.



**Directions:** Now practice writing the number and the word by yourself on the lines below.



## One Step Further

Tell a story about your favorite birthday.  
How old were you? How old are you now?

# Sixteen 16

**Directions:** Color the number. Color the word. Count and color the rest of the picture.



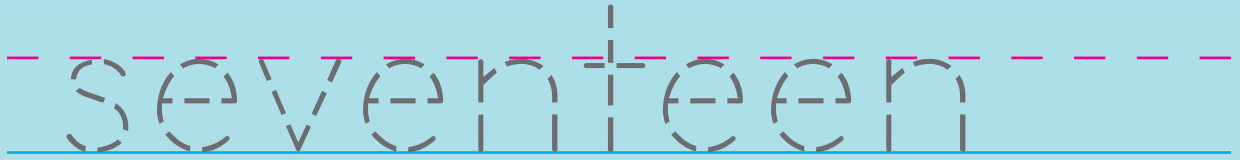
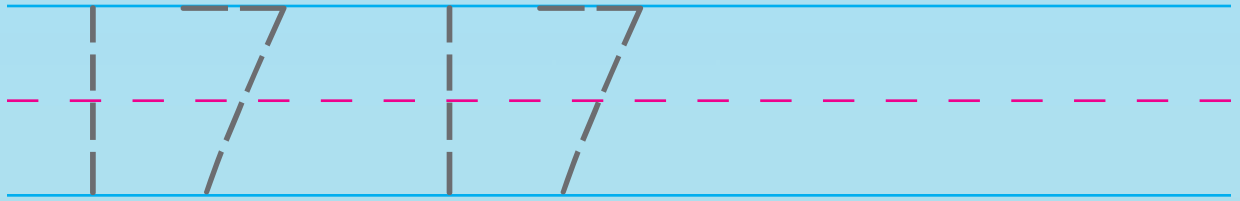
## One Step Further

Name other things you might see in the ocean. How many can you name?




# Trace and Write 17

**Directions:** Trace and write the number **17** and the number word.



**Directions:** Now practice writing the number and the word by yourself on the lines below.



## One Step Further

Look around your room and count 17 small objects.

# Seventeen 17

**Directions:** Color the number. Color the word. Count and color the rest of the picture.



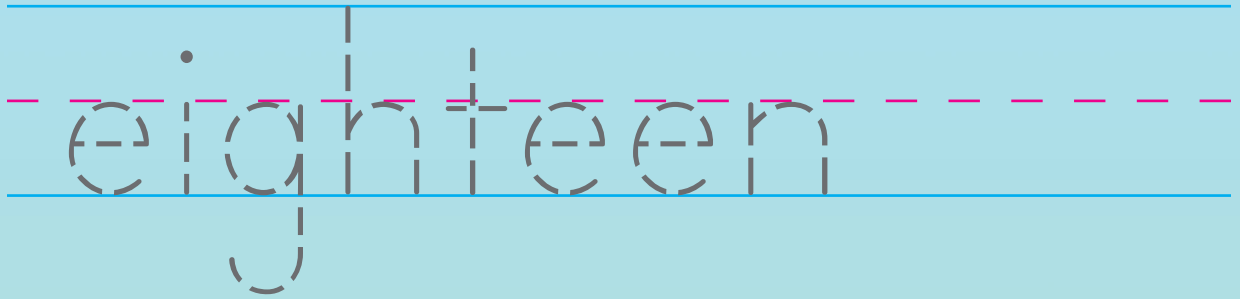
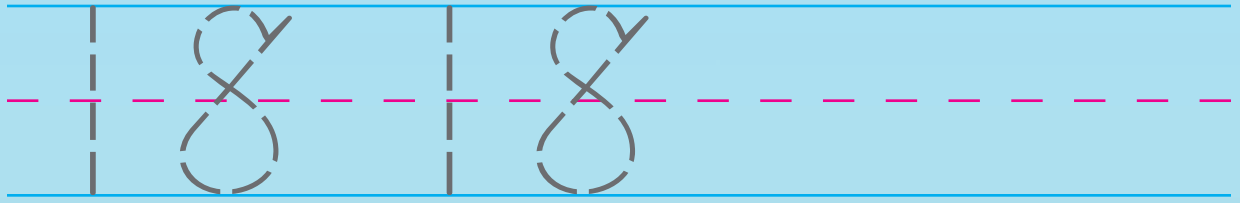
## One Step Further

Name things you use to get ready for school.  
How many can you name?




# Trace and Write 18

**Directions:** Trace and write the number **18** and the number word.



**Directions:** Now practice writing the number and the word by yourself on the lines below.



## One Step Further

What can you grow in a garden?  
See how many things you can name.



# Eighteen 18

**Directions:** Color the number. Color the word. Count and color the rest of the picture.



## One Step Further

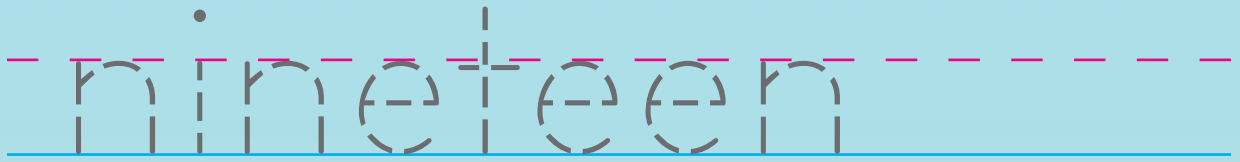
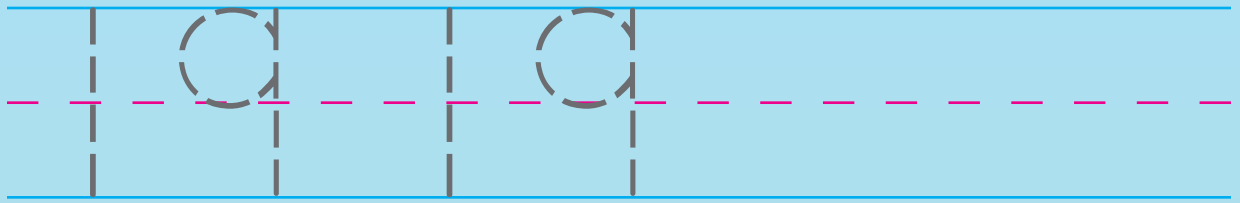
Describe a worm to a friend.

Tell a story about the worm.




# Trace and Write 19

**Directions:** Trace and write the number **19** and the number word.



**Directions:** Now practice writing the number and the word by yourself on the lines below.




## One Step Further

What animals make good pets?  
See how many you can name.

# Nineteen 19

**Directions:** Color the number. Color the word. Count and color the rest of the picture.



## One Step Further

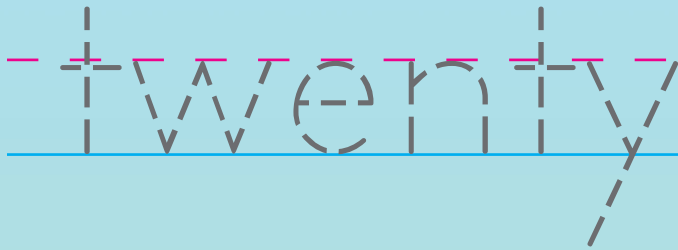
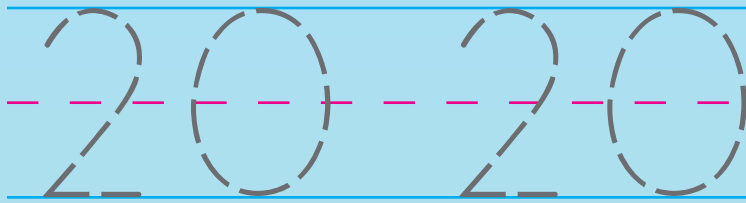
Name the fish in this picture.

Where do you think the fish are swimming?



# Trace and Write 20

**Directions:** Trace and write the number **20** and the number word.



**Directions:** Now practice writing the number and the word by yourself on the lines below.

Blank handwriting lines for independent practice. Each set consists of a solid top line, a dashed middle line, and a solid bottom line. There are two such sets of lines provided.




## One Step Further

Find 20 pebbles outside your home or school.  
Which one is the biggest?

# Twenty 20

**Directions:** Color the number. Color the word. Count and color the rest of the picture.



## One Step Further

Find 20 of your favorite objects.

Put them in order from biggest to smallest.



# Review Numbers 0-20

**Directions:** Count the number of colored squares. Then, write the correct number.



## One Step Further

There are five purple boxes on this page.  
Find five purple objects in your home.

# Review Numbers 0-20

**Directions:** Count the number of colored squares. Then, write the correct number.




---




---




---




---




---

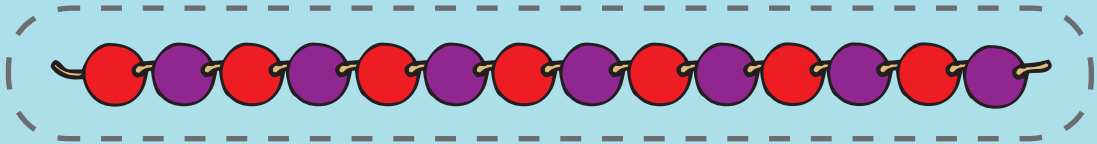
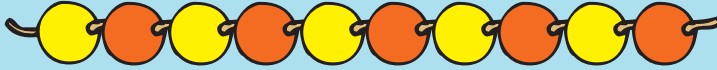
## One Step Further

Name something that you own six of.  
Find six orange objects at school.



# Review Numbers 0-20

**Directions:** Count the first row of beads. Circle the next row of beads to show that it has more than **10** beads. Circle the rows of beads with more than **10**.



## One Step Further

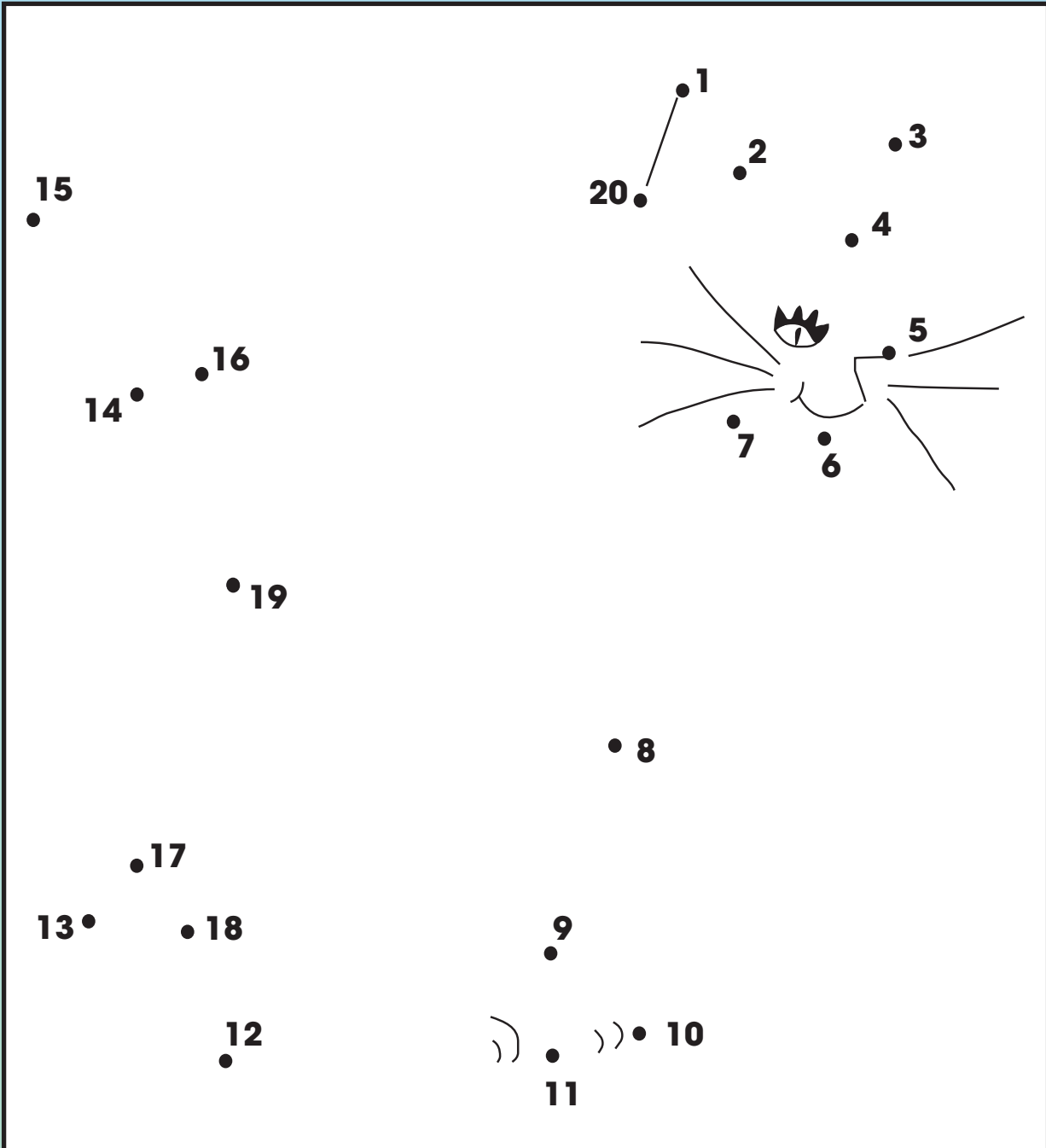
Find as many crayons as you can.  
How many did you find?





# Review Numbers 0-20

**Directions:** Connect the dots in order from **1** to **20**. Color the surprise!



## One Step Further


Look out the window.

Count the cars you see until you get to 20.



# Happy Hippo

**Directions:** Write the missing numbers. Color the picture.




## One Step Further


Count to **20** as fast as you can. Ask an adult to time you.

# Spotty Leopards


**Directions:** Circle the number of spots on each leopard.




17 18 19



17 18 19



17 18 19



17 18 19

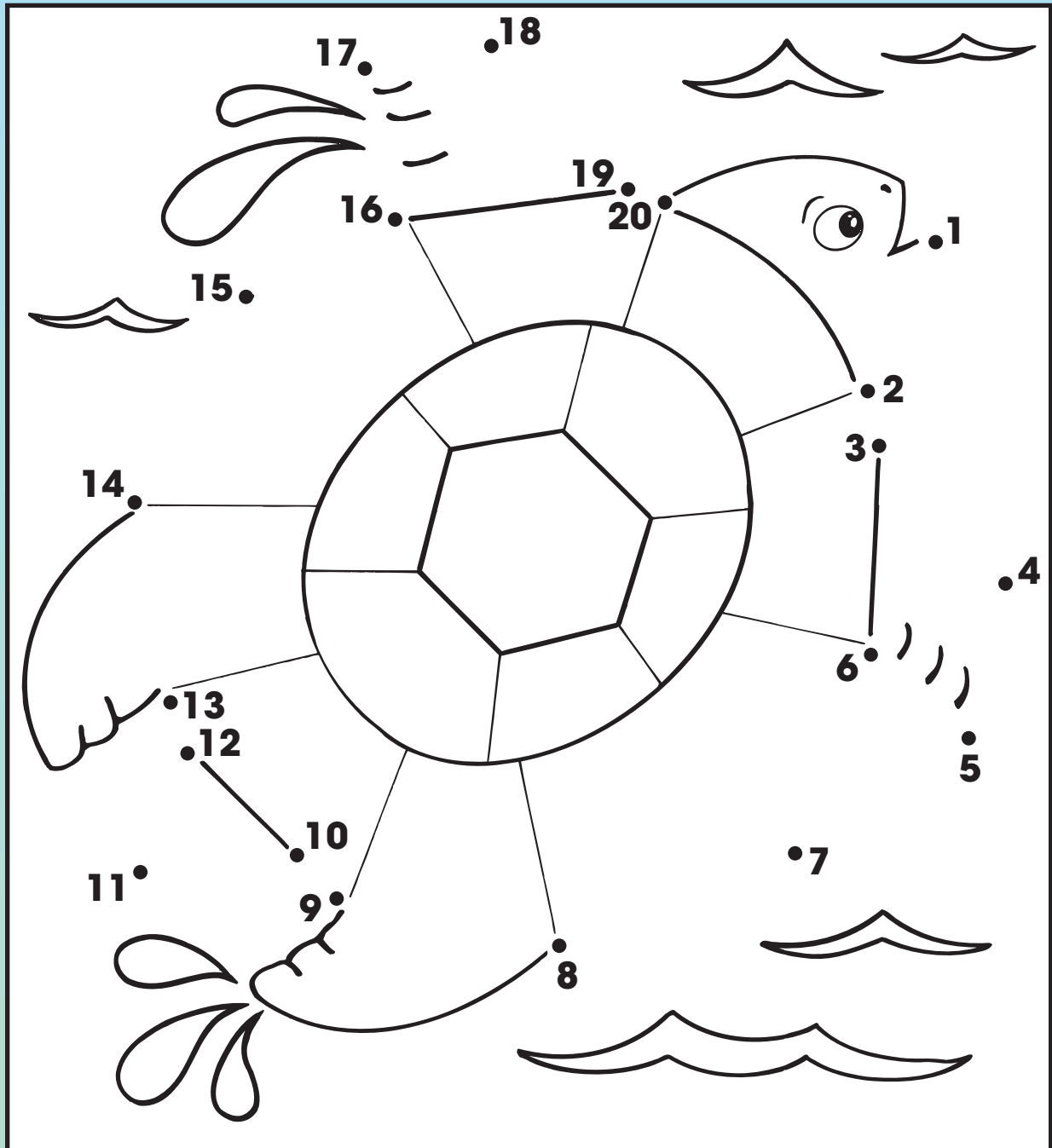
## One Step Further

Draw another animal that has spots. Draw **19** spots on the animal.



# A Super Sea Turtle

**Directions:** Connect the dots from **1** to **20**. Color the picture.




## One Step Further

Turtles walk slowly. Walk slowly around a table or desk.



# Time to Sleep

**Directions:** Connect the dots from **1** to **20**. Color the picture.



## One Step Further

What is your favorite activity to do with an adult?



# Elephant Snacks

**Directions:** Count the peanuts in each bag. Then, write the number on the line.


## One Step Further

Count the peanuts on this page. How many peanuts can each elephant eat?



# Feeding the Birds

**Directions:** Draw **15** more pieces of birdseed in the bag. Then, answer the question below.



How many pieces of birdseed are in the bag now? \_\_\_\_\_


## One Step Further

With an adult, make a bird feeder. Fill it with birdseed and put it outside your home.



# Most

**Directions:** Color the pictures in the box that has the **most** candy.



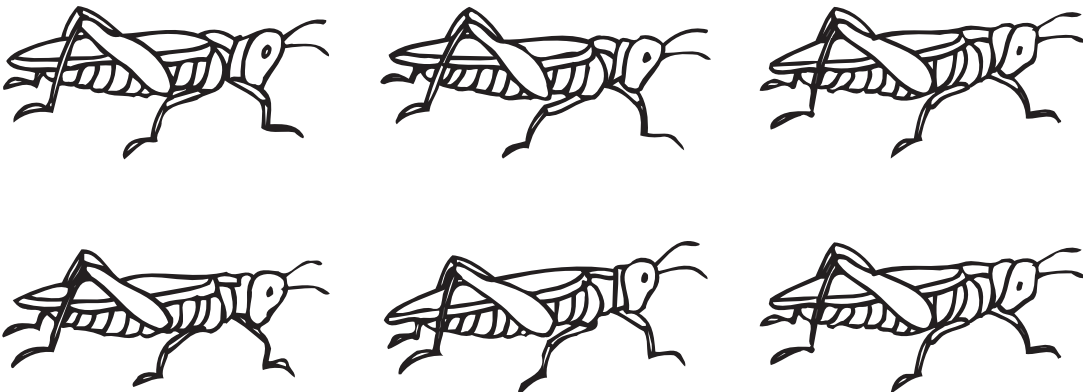

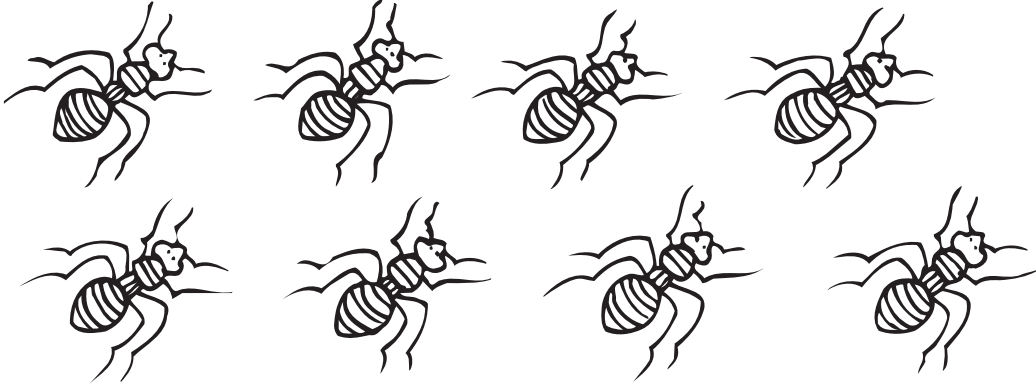
## One Step Further

Give a friend some strawberries and keep some for yourself. Who has the most?



# Fewest

**Directions:** Color the pictures in the box that has the **fewest** bugs.



## One Step Further

Count your socks and your shirts. Which do you have the fewest of?



# Thinking Skills

**Directions:** Read the clues below. Draw an **X** on the numbers that do not fit the clues. Circle the correct number.

The number is greater than 1.

The number is less than 6.

The number is not 2.

7

5

2

0



## One Step Further

Think of a number. Give clues to a friend to help him or her guess the correct number.

# Thinking Skills

**Directions:** Read the clues below. Draw an **X** on the numbers that do not fit the clues. Circle the correct number.

The number is less than 7.

The number is greater than 2.

The number equals  $3 + 1$ .

8

3

4

1






## One Step Further

Think of an object. What clues would lead a friend to guess what you're thinking of?



# All Aboard!

**Directions:** Count the windows on each car to solve the problem. Write the answer under the last car.




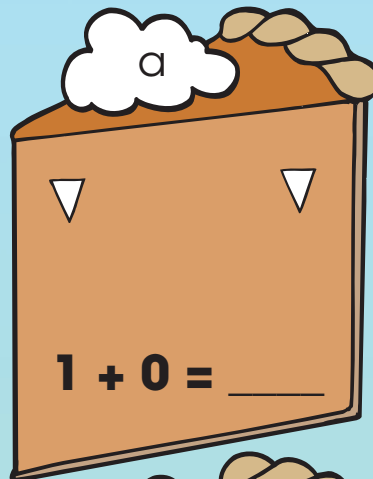




## One Step Further

How many words can you name that rhyme with **train**?

# Mmmm...Pie

**Directions:** Solve each problem. Write the answer on the pie.



**Riddle:** What should we give during harvest time?

**Directions:** To find the answer, write the letter from each pie on the correct line below.

                                                                 
 6        3        1        5        2        4


## One Step Further

How many different kinds of pie can you name?





# Monkeys Love Bananas!


**Directions:** Solve each problem. Write the answer on the line.




$$2 + 1 = \underline{\quad}$$



$$1 + 3 = \underline{\quad}$$





$$1 + 1 = \underline{\quad}$$



$$3 + 2 = \underline{\quad}$$



$$4 + 1 = \underline{\quad}$$



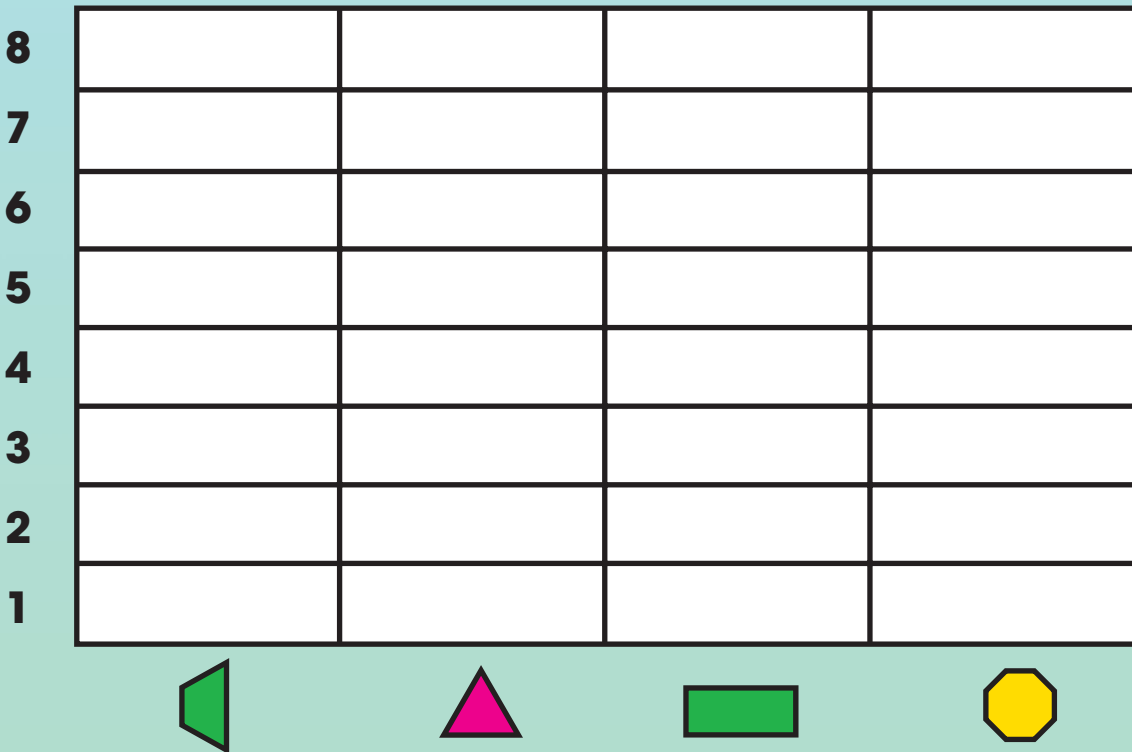
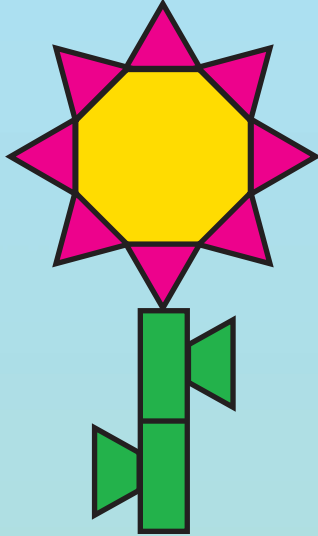
$$1 + 0 = \underline{\quad}$$

## One Step Further

Bananas are a monkey's favorite fruit. What is your favorite fruit?

# Graphing

**Directions:** Count the shapes in the picture. Then, color the graph below.



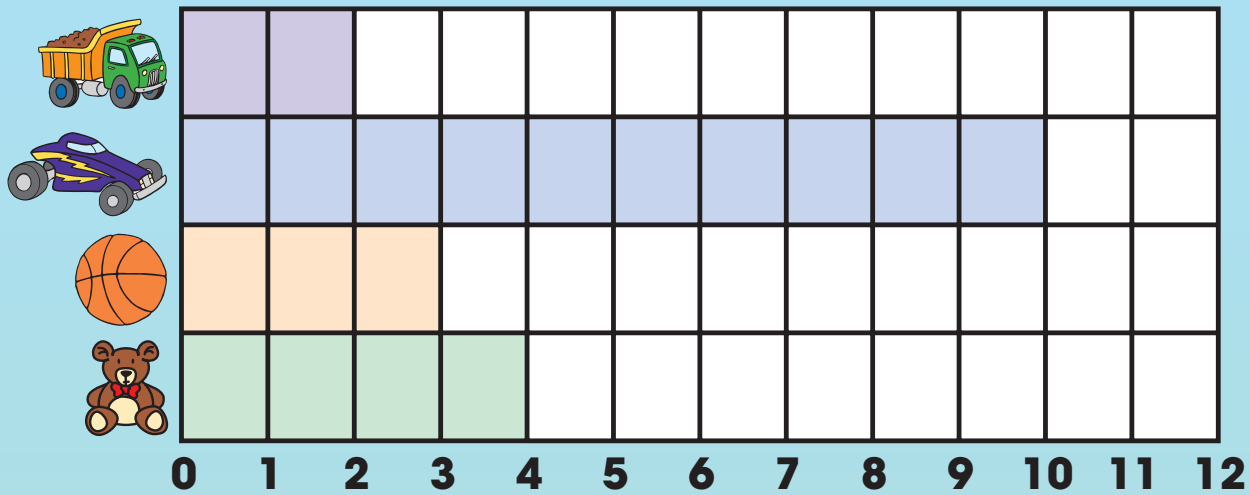
## One Step Further

What other pictures can you draw using shapes?



# Graphing

John made a chart of some of his toys.



**Directions:** Which toy does he have the **most** of?  
Circle your answer.

dump trucks      cars      basketballs      bears

Which toy does he have the **least** of?  
Circle your answer.

dump trucks      cars      basketballs      bears

How many more bears than basketballs does John have?  
Circle your answer.

0      1      2      3      4      5






## One Step Further

How many bears do you have?  
Do you have more or less than John?



# Garden Friends

**Directions:** Circle the animal that comes next in each row.













## One Step Further

Choose one animal on this page. Tell a story about a day in the life of that animal.



# Grow a Garden

**Directions:** Circle the item that comes next in each row.



MATCH

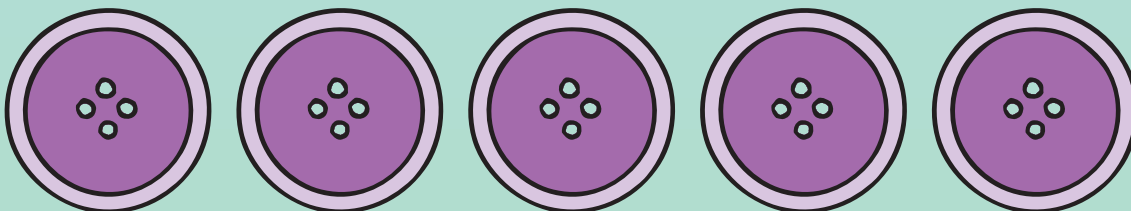



## One Step Further

What can you grow in a garden? See how many things you can name.

# First

**Directions:** Circle the **first** object in each row.





## One Step Further

Tell about a time when you competed at something and came in first.



# Second

**Directions:** Circle the **second** object in each row.





## One Step Further

Stand in line with three of your friends. Who is second?

# Third

**Directions:** Circle the **third** object in each row.



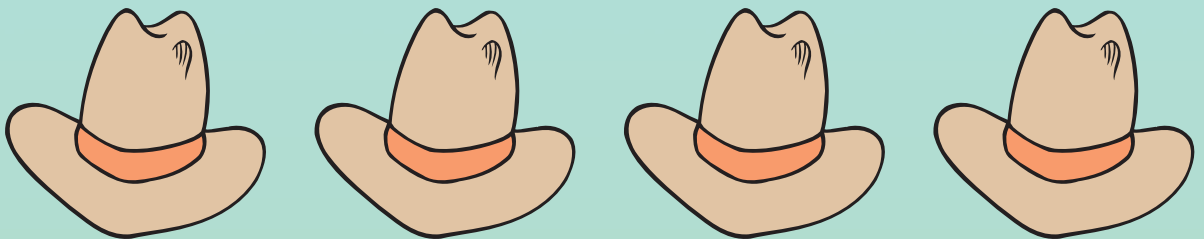

## One Step Further

Place five of your favorite toys in a line. Which toy is third?



# Fourth

**Directions:** Circle the **fourth** thing in each row.




## One Step Further

Make a list of things to do today.  
What is the fourth thing on your list?

# At the Fire Station

**Directions:** Color the squares. Then, color the rest of the picture.



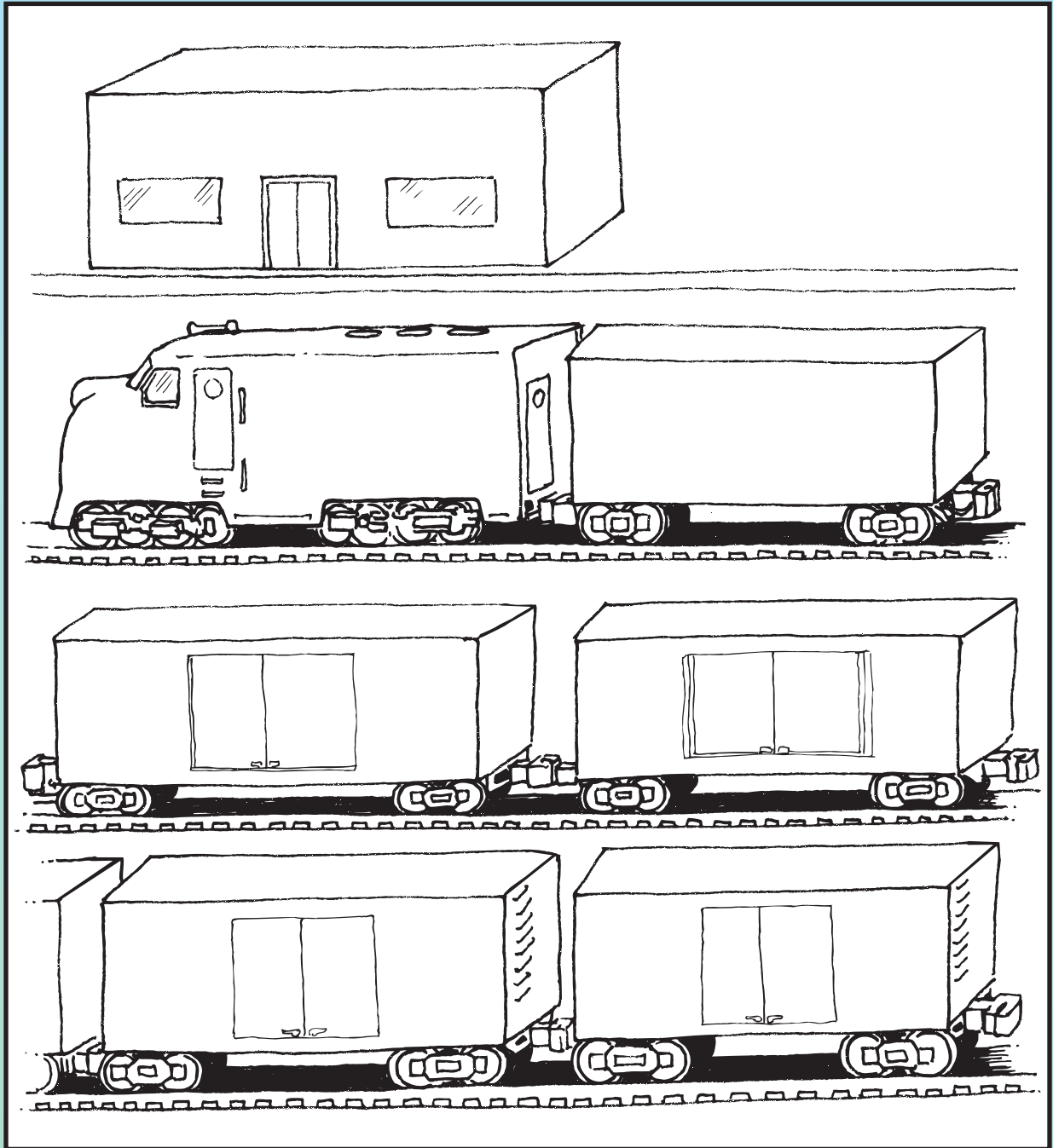
## One Step Further

Look at the outside of your home. How many squares can you find?



# At the Train Yard

**Directions:** Color the rectangles. Then, color the rest of the picture.



## One Step Further


Find a ruler. What shape is the ruler?





# Exploring the Garden

**Directions:** Color the circles and triangles. Then, color the rest of the picture.




## One Step Further

Draw a triangle and a circle. Then, turn the shapes into drawings of animals.



# Fun on the Farm

**Directions:** Find the circles, triangles, and **squares** and color them. Then, color the rest of the picture.



## One Step Further

Imagine you have your very own farm. What would you grow on your farm?



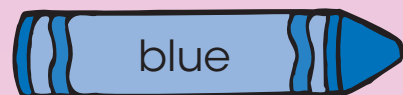
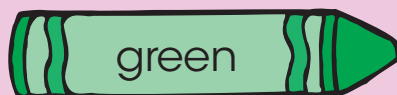
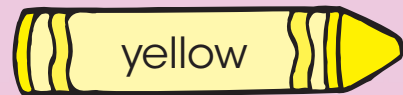
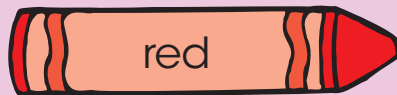
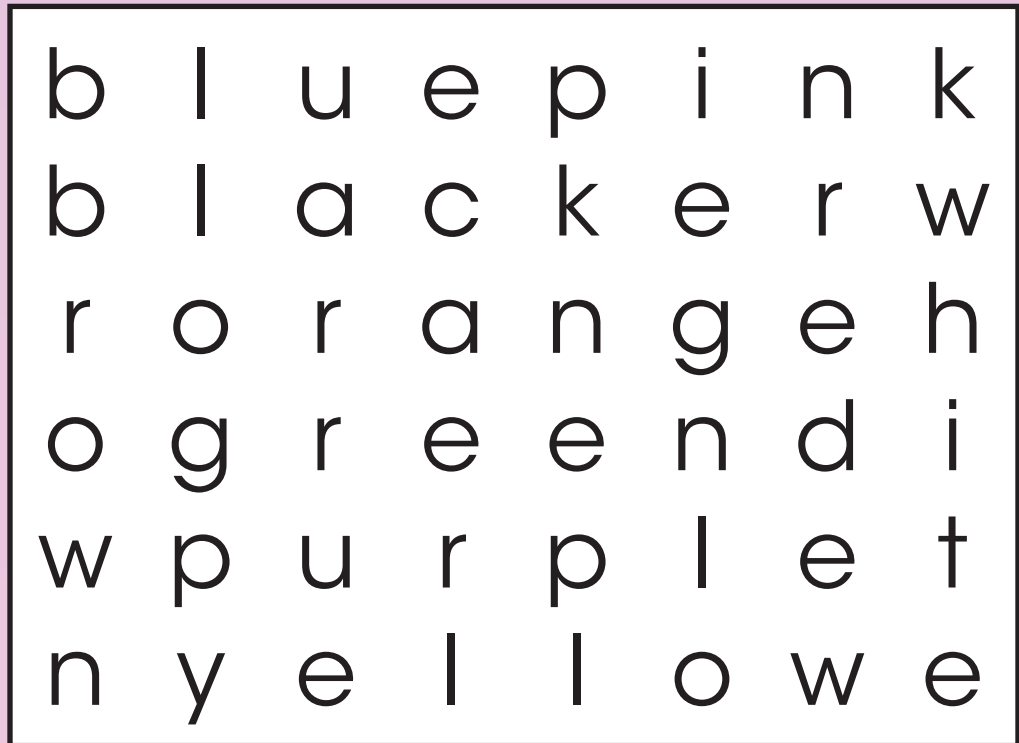
# Games and Activities



GAMES

# Colors

**Directions:** Circle the words in the puzzle. The words go across and down.




## One Step Further

Choose a color from this page. How many objects can you find that are that color?

# Time for Art

**Directions:** Help Anna find her drawing pad.



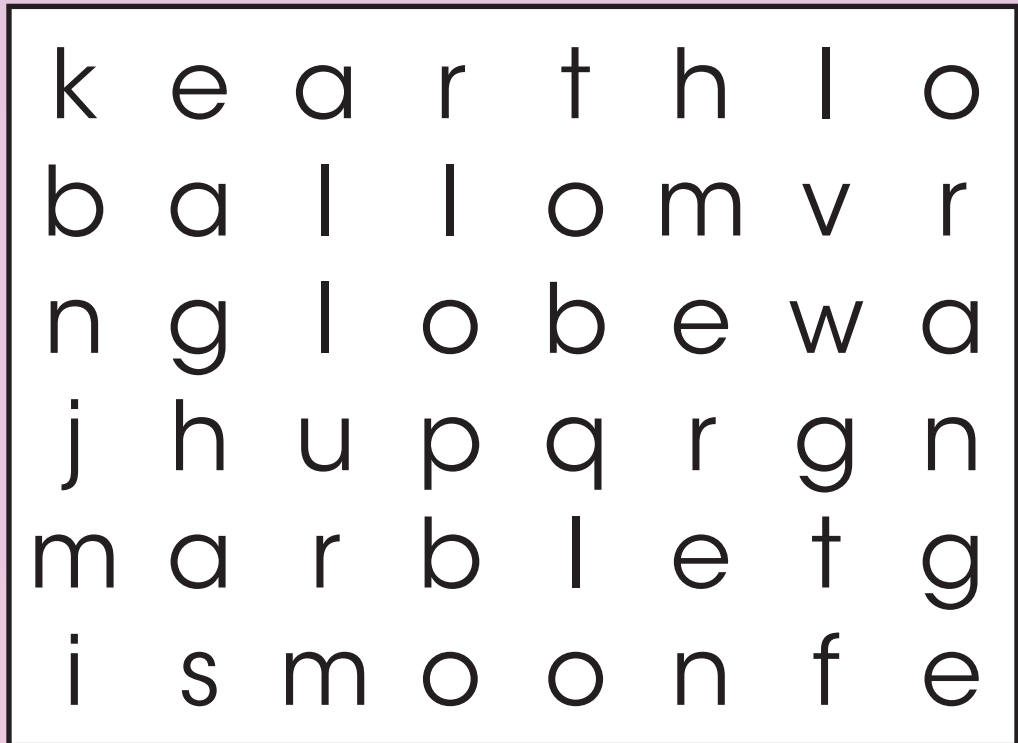
## One Step Further

Draw a picture using at least five different colored crayons.

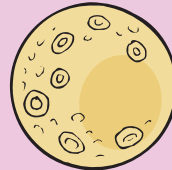


# What Is Round?

**Directions:** Circle the words in the puzzle. The words go across and down.



ball




moon



globe



earth



orange




marble

## One Step Further

Draw a picture of a circle. Turn the circle into something that is round.

# Andy's Swamp

**Directions:** Color the circles to get to the swamp.



## One Step Further

Pretend you are an alligator and use your arms to chomp!



# Fun on Skis

**Directions:** Help the skier down the mountain.





## One Step Further

Which activity would you choose: swimming in the summer or skiing in the winter?



# How Is the Weather?


**Directions:** Circle the words in the puzzle. The words go across and down.



warm




rainy




snowy



windy



sunny



cloudy


## One Step Further

What is the weather like today? What is your favorite kind of weather?



# The Lost Nest

**Directions:** Help the dinosaur mother find her nest of eggs.




## One Step Further

Do you know of any other animals that lay eggs?

# Dino Pet!

**Directions:** If you could have a pet dinosaur, what would it look like? Draw your dinosaur below.




## One Step Further

Would you like to have a pet dinosaur? Why or why not?




# On the Farm


**Directions:** Circle the words in the puzzle. The words go across and down.




pig




cow




horse



sheep



turkey




chicken

## One Step Further

Imagine you are on a farm. What might you see when you look around?

# Farm Babies

**Directions:** Help the babies find their mothers.



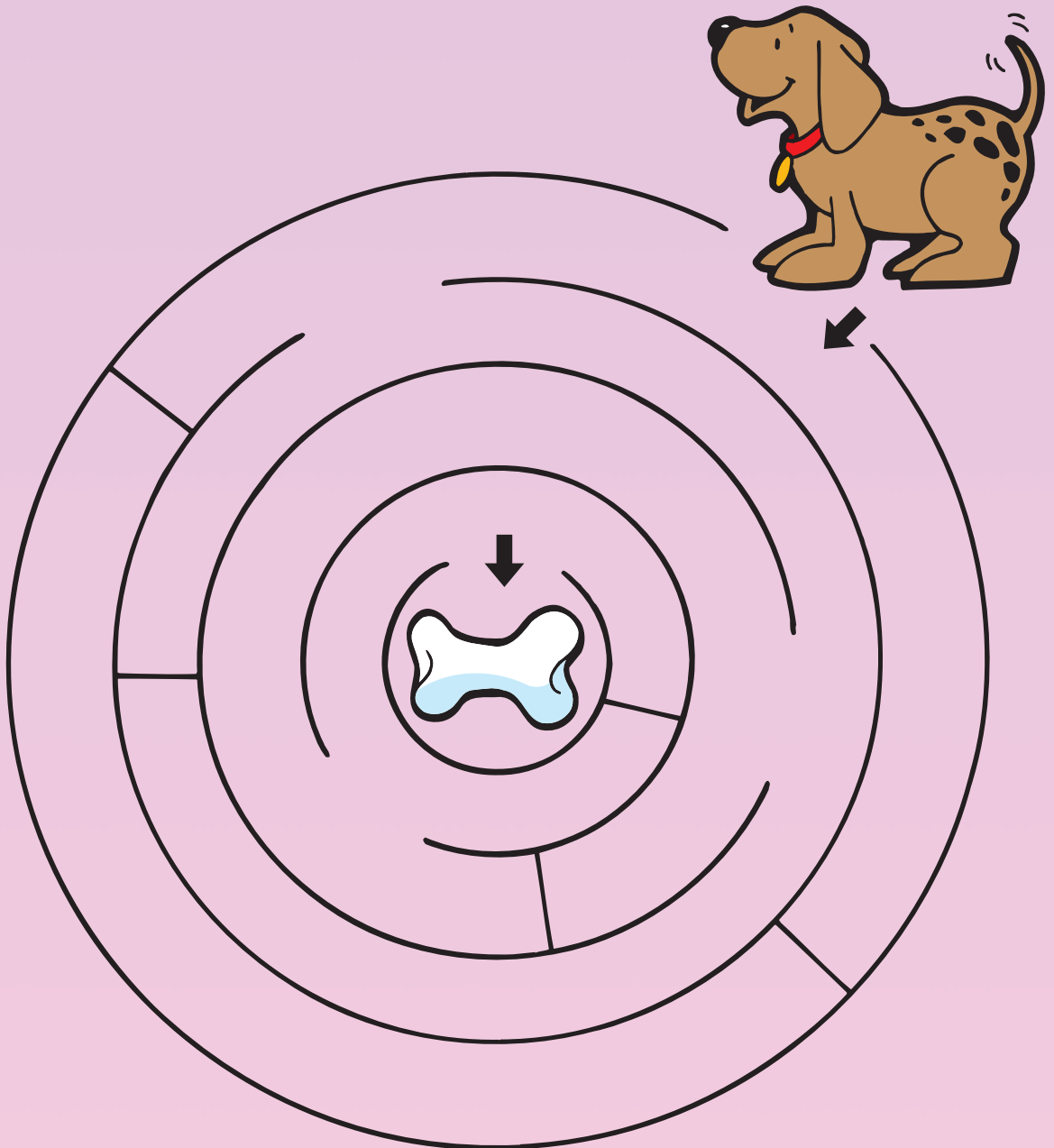
## One Step Further

Name the animals on this page. What are the babies called?



# A Bone for Skipper

**Directions:** Help Skipper find the bone.




## One Step Further

Design a doghouse for Skipper.



# Pets


**Directions:** Circle the words in the puzzle. The words go across and down.



cat



dog




fish



hamster



rabbit



turtle

## One Step Further

Do you have any pets? What kind of pet would you most like to have?



# A Leafy Path

**Directions:** Help the squirrel find its tree.




## One Step Further

Go outside and make a path of leaves to the nearest tree.



# Forest Babies

**Directions:** Help the babies find their mothers.




## One Step Further

Tell a story about the animal babies on this page.



# A New Home

**Directions:** Help the hermit crab find a new home.




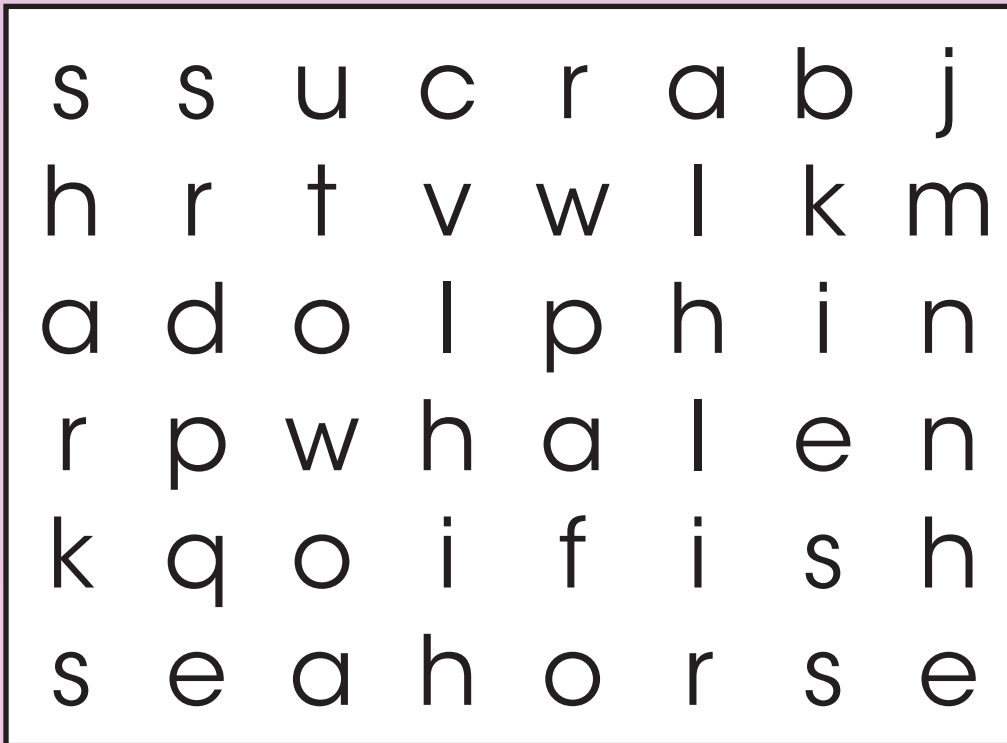
## One Step Further

Design a shell for the hermit crab to live in.



# In the Ocean


**Directions:** Circle the words in the puzzle. The words go across and down.




fish




crab



whale



shark



dolphin



seahorse


## One Step Further

Name other things you might see in the ocean. How many can you name?



# Learning the Past

**Directions:** Help the museum guide find the dinosaur display.




## One Step Further

Do you like going to the museum? What is the most interesting thing you've seen?

# Digging Up Bones

**Directions:** Help the scientist find the dinosaur bones.




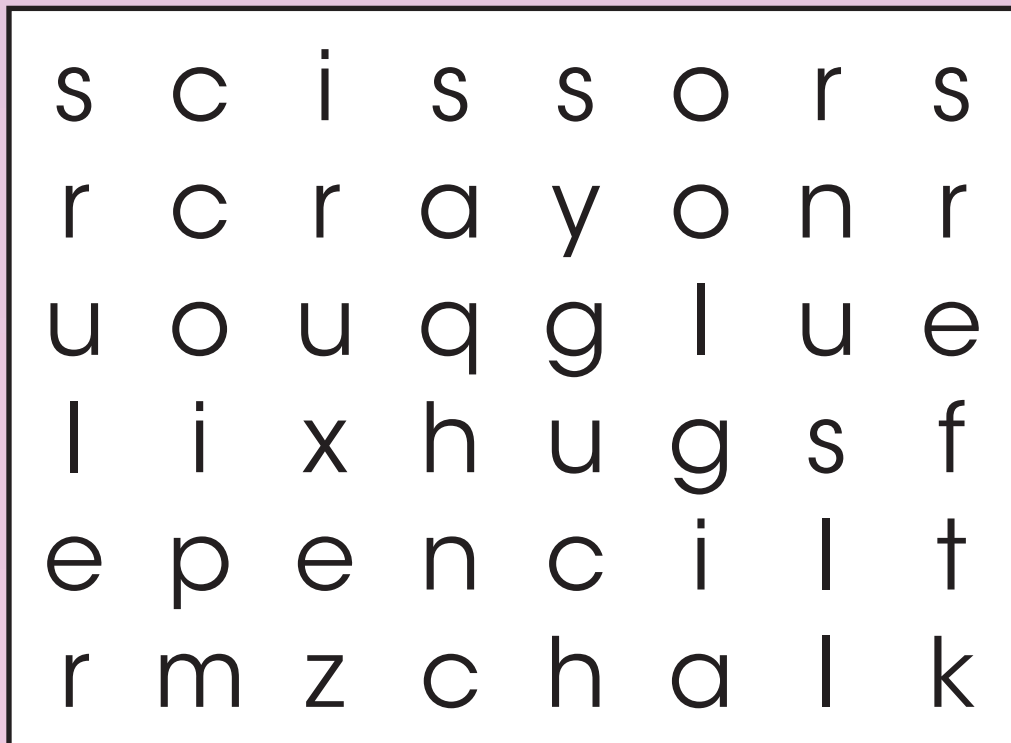
## One Step Further

Why do you think dinosaur bones are important?




# School Tools

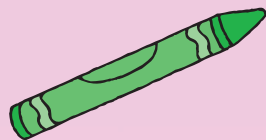
**Directions:** Circle the words in the puzzle. The words go across and down.



glue




pencil



crayon



chalk



ruler



scissors




## One Step Further

Look at the objects on this page. What else do you need for school?

# Shapes


**Directions:** Circle the words in the puzzle. The words go across and down.



circle




square




triangle



star



diamond



oval


## One Step Further

Draw a picture of yourself using all the shapes on this page.



# A Speedy Race

**Directions:** Help the racecar get to the finish line.



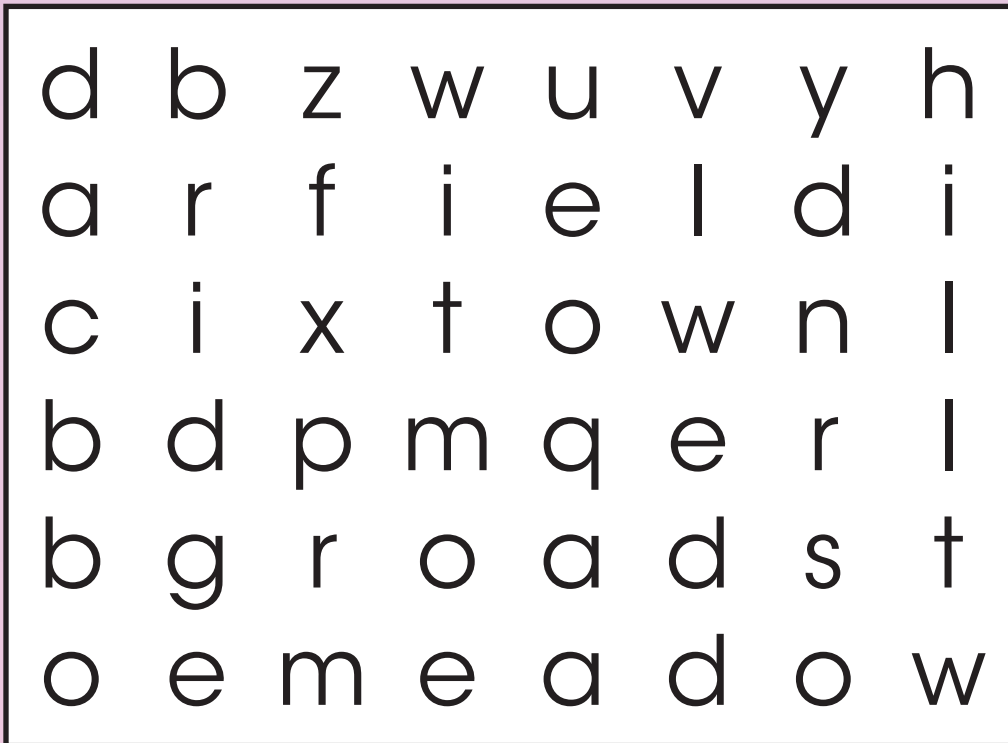
## One Step Further

Pretend you are driving a race car. How fast do you go?



# In the Country

**Directions:** Circle the words in the puzzle. The words go across and down.



hill



road




town



field



bridge



meadow


## One Step Further

Create your own word search using words of things you might see in the country.



# Living Things

**Directions:** Circle the words in the puzzle. The words go across and down.



dog



man



tree



baby



grass





flower

## One Step Further

Name three more things that would fit in the "Living Things" category on this page.

# Nonliving Things

**Directions:** Circle the words in the puzzle. The words go across and down.



car



doll




ball



book



clock



pencil


## One Step Further

Tell a story that includes at least three of the objects on this page.



# Time to Go!

**Directions:** Help the family get home.




## One Step Further

Draw a map of the street you live on. See if a friend can find your home.

# In the City

**Directions:** Circle the words in the puzzle. The words go across and down.



car



park



taxi



store



street



hospital


## One Step Further

What are your favorite places to go in the city where you live?



# Find the Mistakes

**Directions:** Circle 5 mistakes that are in the picture.




## One Step Further

Imagine you wake up one morning and everything is backward! Tell a story about it.

# On Land

**Directions:** Circle the words in the puzzle. The words go across and down.



car




van



bus



taxi



camper



bicycle


## One Step Further

What else can you use to travel? Think big and small!



# A Garden Helper

**Directions:** Help the girl find her flower garden.



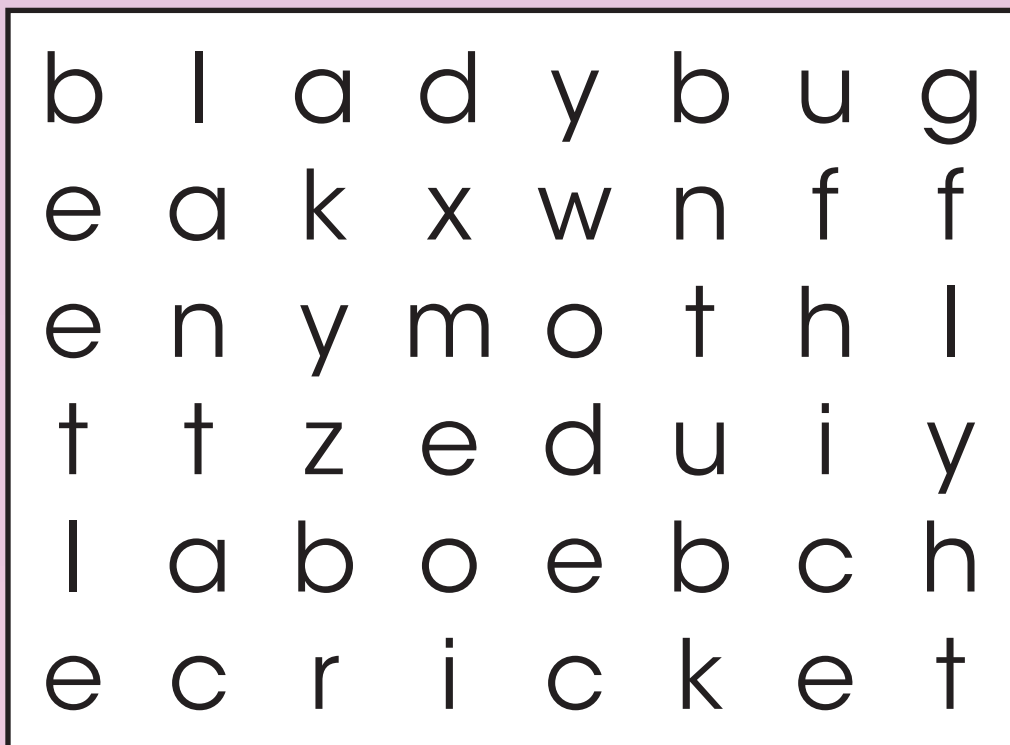
## One Step Further

How many different types of flowers can you name?



# Bugs

**Directions:** Circle the words in the puzzle. The words go across and down.




ant



fly




moth



beetle



ladybug



cricket


## One Step Further

Do you like bugs? Why or why not?



# At the Zoo


**Directions:** Circle the words in the puzzle. The words go across and down.




tiger



seal




giraffe



gorilla



peacock



elephant

## One Step Further

Draw a picture of a day at the zoo. Tell a story about your picture.

# Let's Go to the Zoo

**Directions:** Help the family find their way to the zoo.




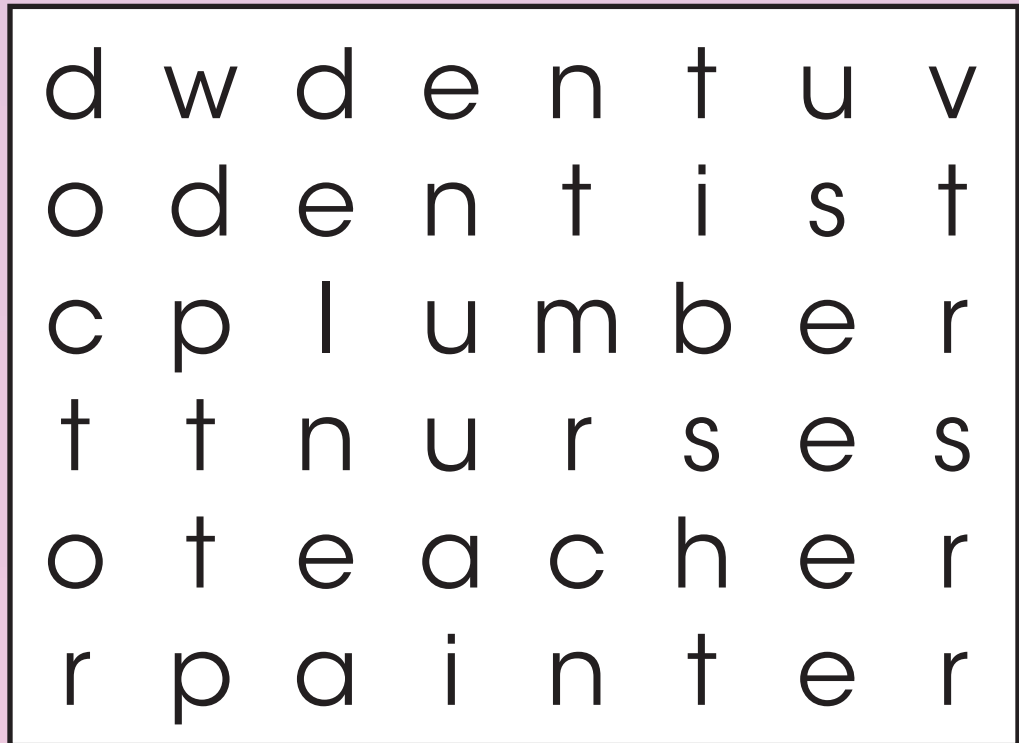
## One Step Further

Tell a story about a day at the zoo. What animals did you see?



# Community Helpers

**Directions:** Circle the words in the puzzle. The words go across and down.



nurse



teacher



doctor



plumber



dentist



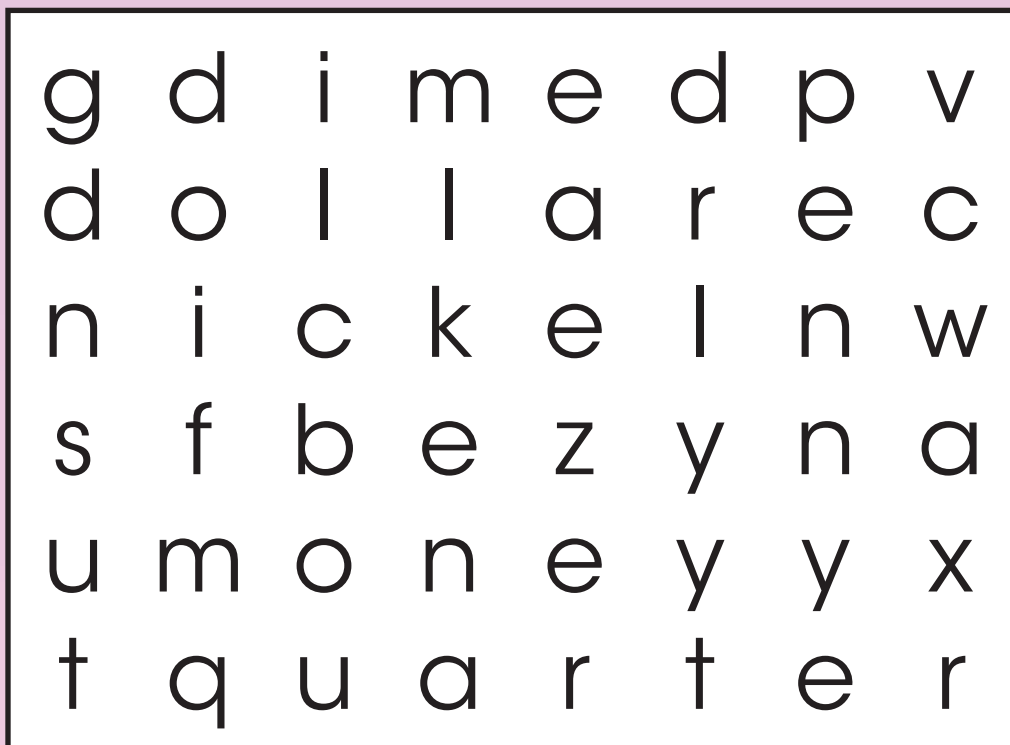
painter

## One Step Further

What do you want to be when you grow up?  
Tell a story about it.

# Money

**Directions:** Circle the words in the puzzle. The words go across and down.



money



penny



nickel



dime



quarter



dollar

## One Step Further

Look around your home for all the loose change you can find. Count it.



# Polar Bear Palace

**Directions:** Circle **6** mistakes that are in the picture.



## One Step Further

If you were a polar bear, what would you do all day?

# A Lost Mitten

**Directions:** Help the girl find her mitten.




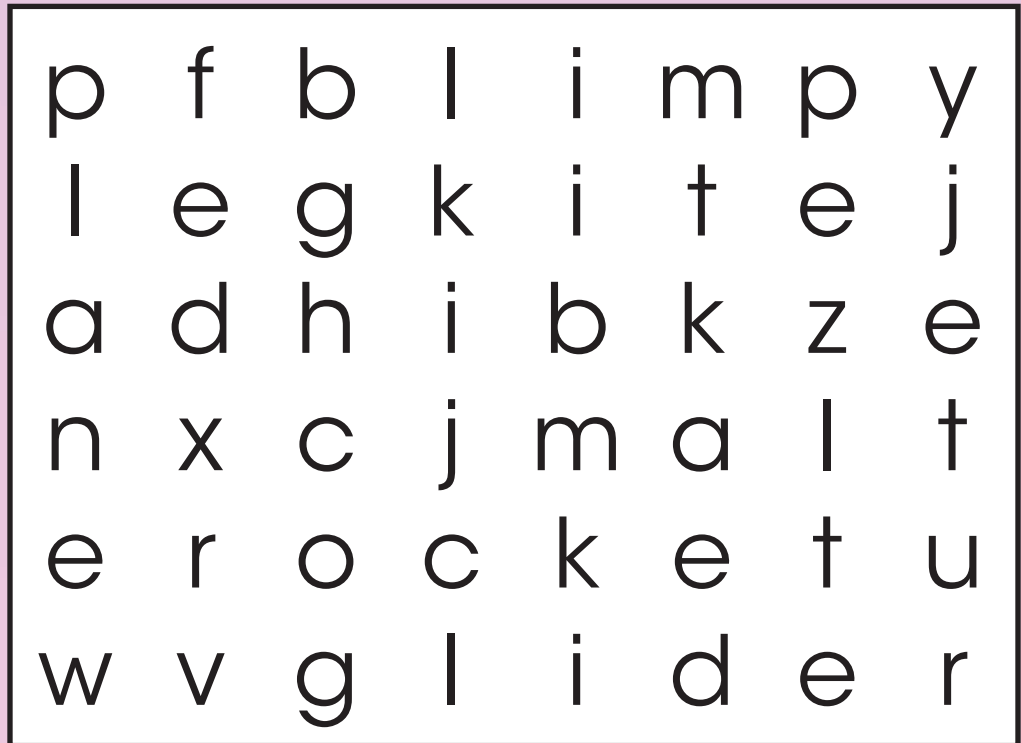
## One Step Further

Design a cool pair of mittens to wear in the winter.

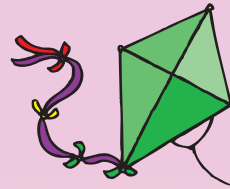


# In the Air

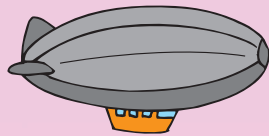
**Directions:** Circle the words in the puzzle. The words go across and down.



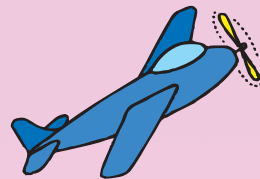
jet



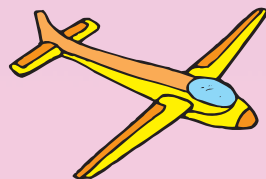
kite




blimp



plane



glider



rocket


## One Step Further

Have you ever flown on a plane? Where would you like to fly?



# A Space Trip

**Directions:** Help the rocket get to the moon.




## One Step Further

Imagine you are flying to the moon. What might you see out the window?



# Answer Key



ANSWER KEY

**6** **Same**

**Directions:** Color the shape in each row that looks the same as the first shape.

**One Step Further**  
Find two objects in your home that are the same shape. What shape are those objects?

Kindergarten Essentials

**7** **Different**

**Directions:** Draw an X on the shapes in each row that are different from the first shape.

**One Step Further**  
Find a green object and a blue object. Are they the same shape?

Kindergarten Essentials

**8** **Holiday Match**

**Directions:** Color the first picture. Color each picture that is the same as the first one.

**One Step Further**  
Make a holiday card for a friend. Use some of the pictures you see on this page.

Kindergarten Essentials

**9** **A Complete Picture**

**Directions:** Draw the missing parts to make the pictures look the same. Color the pictures with the same colors.

Drawings will vary.

**One Step Further**  
Draw a picture. Ask a friend to draw a picture that looks the same as yours.

Kindergarten Essentials

**10** **Dinosaur Match**

**Directions:** Draw a line to match each dinosaur with its skeleton.

**One Step Further**  
Where can you see dinosaurs today? Which dinosaur on this page is your favorite?

Kindergarten Essentials

**11** **Shadow Shapes**

**Directions:** Look at the shadow shapes in the first row. Draw a line from each shadow to the picture it matches.

**One Step Further**  
Draw what your shadow might look like if you are standing on one leg.

Kindergarten Essentials

**12** **Same and Different**

**Directions:** Color the two pictures in each row that are the same.

**One Step Further**  
Find two shirts that you own. Describe what is different about them.

Kindergarten Essentials

**13** **Basketball!**

Coby loves to play basketball. In fact, he has six pairs of sneakers just for basketball!

**Directions:** Draw a line to connect each pair of matching shoes.

**One Step Further**  
Find a pair of shoes in your home that match. Then, find two shoes that don't match.

Kindergarten Essentials

**14** **Pete the Peacock**

Look at Pete the Peacock.

**Directions:** Only one of the peacocks below is exactly like Pete. Circle it. What is different about each of the other peacocks?

**One Step Further**  
Draw another peacock. Color each of its feathers a different color.

Kindergarten Essentials

**15** **Butterfly, Butterflies**

A butterfly is a type of insect. It has four wings. Only two of the butterflies below look the same.

**Directions:** Can you find the two matching butterflies? Draw a line to connect them.

**One Step Further**  
Can you find two things in your neighborhood that look the same?

Kindergarten Essentials

**16** **Opposites**

Opposites are things that are different in every way.

**Directions:** Draw a line to match the opposites.

**One Step Further**  
Look around your home. Find something that is big. Then, find something that is little.

Kindergarten Essentials

**17** **Opposites**

**Directions:** Draw a line to match the opposites.

**One Step Further**  
Look around your neighborhood for something that is closed.

Kindergarten Essentials

18 **Fast and Slow**

**Directions:** Look at the picture below. Circle the things that go fast. Draw an X on each thing that goes slow.

**One Step Further**  
Sit outside. What can you see that goes fast?  
What can you see that goes slow?

Kindergarten Essentials

19 **Full and Empty**

**Directions:** Circle the full container. Draw an X on the empty container.

**One Step Further**  
Fill a cup with water until it's full.  
Then, dump the water out. Is the cup empty?

Kindergarten Essentials

20 **Taller and Shorter**

**Directions:** Circle the picture that is taller. Draw an X on the picture that is shorter.

**One Step Further**  
Stand next to a friend.  
Are you taller or shorter?

Kindergarten Essentials

21 **Above and Below**

**Directions:** Circle the picture that is above the others. Draw an X on the picture that is below the others.

**One Step Further**  
Look up. What is above you?  
Look down. What is below you?

Kindergarten Essentials

22 **Thanksgiving Day!**

Doug just helped his mom set all of the food on the table for Thanksgiving Day. Which things on the table are hot? Which things on the table are cold?

**Directions:** Circle all of the hot things with a red crayon. Circle all of the cold things with a blue crayon.

**One Step Further**  
Tell a friend about your favorite Thanksgiving celebration.

Kindergarten Essentials

23 **Baseball**

Belinda just went to her first baseball game. Many people sat in the bleachers watching it.

**Directions:** Which person is sitting on something soft? Color that person pink.  
Which person is sitting on something hard? Color that person purple.  
Which person is happy? Color that person yellow.  
Which person is sad? Color that person blue.  
Which person is short? Color that person red.  
Which person is tall? Color that person orange.

**One Step Further**  
Make up a story about what is happening in the picture. Do you like watching sports?

Kindergarten Essentials

**24** **Things That Go Together**

**Directions:** Color the pictures in each row that go together. Draw an X on the one that does not belong.

**One Step Further**  
Name something fun you can do in the snow.

Kindergarten Essentials

**25** **Part of a Group**

**Directions:** Pick three pictures that go together in each group. Draw an X on the picture that does not belong in the group.

**One Step Further**  
Choose a picture that has an X on it. What is something that goes with that object?

Kindergarten Essentials

**26** **You Choose**

**Directions:** Look at the animals below.

Which animals have feathers?  
Which animals have no legs?  
Which animals would be fun to ride?

**Answers will vary.**

**One Step Further**  
Which of the animals on this page would make a good pet? What would you name it?

Kindergarten Essentials

**27** **The Jungle**

Many animals live in the jungle.

**Directions:** Find the animals that are small.

Which animals are large?  
Which animals do you think are scaly?  
Which animals are soft?

**Answers will vary.**

**One Step Further**  
Name another jungle animal. Describe that animal to a friend.

Kindergarten Essentials

**28** **So Soft**

**Directions:** Which objects below are soft? Color all of the soft things red. Color the rest of the objects in a way that makes sense.

**Colors will vary.**

**One Step Further**  
Look around your bedroom for something soft. What did you find?

Kindergarten Essentials

**29** **Creepy Caves**

Many different kinds of animals live in dark caves. Some of the animals pictured below live in caves and some do not. Which animals do not belong?

**Directions:** Draw an X on the animals that do not belong in a cave.

**One Step Further**  
Where do the other animals on this page live?

Kindergarten Essentials



**30** **What Goes Together?**  
**Directions:** Draw a line to match each thing that goes together.

**One Step Further**  
 Look around your bedroom.  
 Find two more objects that go together.

Kindergarten Essentials

**31** **Three Things**  
**Directions:** Circle your answers below.

Which three things are on your hand?

Which three things are in the sky?

Which three things would you wear if you were hot?

**One Step Further**  
 What is your favorite thing to do when it's hot outside?

Kindergarten Essentials

**32** **Letter Recognition**  
**Directions:** Circle the letters in each row that match the first letter.

A	N	A	V	A
a	b	a	c	a
B	B	C	B	A
b	d	a	b	a
C	O	C	D	C
c	a	c	c	o

**One Step Further**  
 Name an animal that starts with A, B, or C.  
 What color is that animal?

Kindergarten Essentials

**33** **Letter Recognition**  
**Directions:** Circle the letters in each row that match the first letter.

D	B	G	D	B
d	b	d	a	d
E	H	F	E	E
e	e	a	b	e
F	E	F	E	A
f	t	f	l	o

**One Step Further**  
 Name a food that starts with D, E or F.  
 When was the last time you ate that food?

Kindergarten Essentials

**34** **Letter Recognition**  
**Directions:** Circle the letters in each row that match the first letter.

G	C	G	O	B
g	g	p	q	g
H	E	F	H	I
h	d	n	b	h
I	H	I	L	A
i	t	i	l	i

**One Step Further**  
 Name an object that is green or gray.  
 What letter does that object start with?

Kindergarten Essentials

**35** **Letter Recognition**  
**Directions:** Circle the letters in each row that match the first letter.

J	J	U	L	J
j	g	j	q	i
K	N	F	H	K
k	l	h	k	b
L	J	I	L	U
l	t	i	l	i

**One Step Further**  
 Ask a friend to name something that starts with J, K, or L. Then, name a different object.

Kindergarten Essentials

**36 Letter Recognition**

**Directions:** Circle the letters in each row that match the first letter.

M	H	M	n	L
m	M	a	m	n
N	M	N	m	N
n	n	m	a	n
O	O	D	B	O
o	a	O	c	o

**One Step Further**  
Draw an oval. Draw something that starts with the letter **O** inside the oval.

Kindergarten Essentials

**37 Letter Recognition**

**Directions:** Circle the letters in each row that match the first letter.

P	D	P	O	b
p	p	d	q	b
Q	O	Q	G	Q
q	p	q	d	b
R	R	B	P	R
r	r	n	m	r

**One Step Further**  
Look around your bedroom for something that starts with **P, Q, or R**.

Kindergarten Essentials

**38 Letter Recognition**

**Directions:** Circle the letters in each row that match the first letter.

S	P	S	B	S
s	o	a	s	e
T	I	P	L	T
t	f	l	t	i
U	U	D	U	O
u	u	n	m	n

**One Step Further**  
Name a friend or family member whose name starts with **S, T, or U**.

Kindergarten Essentials

**39 Letter Recognition**

**Directions:** Circle the letters in each row that match the first letter.

V	W	V	A	N
v	w	x	v	y
W	V	M	A	W
w	w	v	x	m
X	Y	X	V	K
x	y	k	x	z

**One Step Further**  
Name an object that starts with **V, W, or X**. Describe that object and what you use it for.

Kindergarten Essentials

**40 Letter Recognition**

**Directions:** Circle the letters in each row that match the first letter.

Y	W	Y	V	X
y	w	x	v	y
Z	N	M	Z	W
z	n	z	x	m

Answers will vary.













**One Step Further**  
Draw a picture of a zebra you might see during a day at the zoo.

Kindergarten Essentials

**41 Rhyming Pairs**

Words that have the same ending sounds are called **rhyming** words.

**Directions:** Circle the pairs that rhyme.

 map	 nest	 dog	 frog
 hat	 bat	 kite	 mop
 can	 fan	 rat	 pig

**One Step Further**  
Name a word that rhymes with **map**. Name two other rhyming words.

Kindergarten Essentials



**42 Rhyming Pairs**  
**Directions:** Circle the pairs that rhyme.

nose hose beet feet  
 star jar box fox  
 dish fish cake cap

**One Step Further**  
 Choose a word on this page.  
 Can you name an object that rhymes with it?

Kindergarten Essentials

**44 ABC Order**  
**Directions:** Connect the dots in ABC order. Color the picture. Colors will vary.

**One Step Further**  
 Give the dog a name. Find an object that starts with the same letter as the dog's name.

Kindergarten Essentials

**45 Buddy's Basket**  
 Buddy is putting things in his basket. He wants only things that begin with **Bb**.  
**Directions:** Color the pictures of things that begin with **Bb**.

**One Step Further**  
 Look around your room for objects to add to Buddy's basket.

Kindergarten Essentials

**46 Todd's Toy Box**  
 Todd's toy box only has toys that begin with **Tt**. Look at the toys below. Which ones belong in the box?  
**Directions:** Draw lines from those toys to the box.

**One Step Further**  
 What other objects that begin with the **Tt** sound could go in Todd's toy box?

Kindergarten Essentials

**47 A Super Slide**  
 Help Sissy get down the slide.  
**Directions:** Write the letter **s** on each line. Then, say each word aloud.

**One Step Further**  
 Slide on your feet across a tile floor. Be careful not to slip!

Kindergarten Essentials

**48 Crazy Caterpillar**  
 Give the caterpillar some spots.  
**Directions:** Say the name of each picture. If the picture name begins with the same sound as **caterpillar**, circle the picture to make a spot.

**One Step Further**  
 What other words can you think of that start with the same sound as **caterpillar**?

Kindergarten Essentials

### Mouse Magic

Help Michael Mouse perform magic.

**Directions:** Color only the pictures that begin with the sound of Mm.

**One Step Further**  
What other words can you think of that start with the Mm sound?

Kindergarten Essentials

### Dixie's Drawings

Dixie drew pictures of things that begin with Dd. Look at the pictures below.

**Directions:** Circle the ones that Dixie drew.

**One Step Further**  
Draw a picture of you and a friend. Are there any Dd words in the picture?

Kindergarten Essentials

### Consonant Review

**Directions:** Write the beginning sound for each picture.

**One Step Further**  
Ask a friend to name an object. What sound does that object begin with?

Kindergarten Essentials

### Wonderful Wagon

The wagon can carry only pictures whose names begin with the sound of Ww.

**Directions:** Color the pictures that can go in the wagon.

**One Step Further**  
Look at a wall in the room you are in. What is on the wall?

Kindergarten Essentials

### Jump, Jake, Jump!

Help Jake jump along the path.

**Directions:** Write the letter J on the lines to complete the words. Then, say each word aloud.

**One Step Further**  
Name a friend whose name starts with the letter J.

Kindergarten Essentials

### Fishing Fun

These monsters are fishing for things that begin with Ff.

**Directions:** Draw a line from each hook to a fish that has something beginning with Ff.

**One Step Further**  
What is your favorite food? Draw food for the fish to eat.

Kindergarten Essentials

### Rain, Rain, Go Away

55

**Directions:** Color the raindrops that have pictures that begin with **Rr**.



**One Step Further**  
What is your favorite thing to do when it's raining?



Kindergarten Essentials

READING

### Pizza Party

56

Look at the picture.

**Directions:** Circle eight things that begin with **Pp**.



**One Step Further**  
Tell a story about what is happening in the picture.



Kindergarten Essentials

READING

### In Huey's House

57

Find the seven **Hh** things in Huey's house.

**Directions:** Color them **red**. Then, color the rest of the picture.



**One Step Further**  
Find five red things in your home. Do any of them begin with the **Hh** sound?



Kindergarten Essentials


READING

### Handy Norman

58

Norman loves the letter **Nn**!

**Directions:** Draw a line from each of Norman's hands to a picture of something that begins with **Nn**.



**One Step Further**  
Grab a net and go outside. What can you catch in the net?



Kindergarten Essentials


READING

### Special Keys

59

Each monster has a key. The keys will open only chests that have pictures of things beginning with **Kk**.

**Directions:** Circle the chests the keys will open.



**One Step Further**  
Ask an adult to give you a key. Try to find out what it unlocks.




Kindergarten Essentials

READING

### Very Vivid Vs

60

**Directions:** Draw a line from **Vv** to each picture that begins with the sound of **Vv**. Then, color the **Vv** pictures.



**One Step Further**  
Make a valentine for a friend. Decorate it using your favorite shapes and colors.



Kindergarten Essentials

READING

### Light It Up!

**Directions:** Draw a line from the light to each picture that begins with the sound of **L**. Then, color the **L** pictures.

READING

**One Step Further**  
Find an object in your home that starts with the **L** sound.

Kindergarten Essentials

### A Great Garden of Gs

**Directions:** Write **g** under each picture that begins with the sound of **Gg**. Color the **Gg** pictures.

READING

**One Step Further**  
Look outside. What do you see that starts with the **Gg** sound?

Kindergarten Essentials

### A Colorful Quilt

**Directions:** If the picture inside the quilt square begins with **Qq**, color it **orange**. If it does not, color it **purple**.

READING

**One Step Further**  
It's quiet time! Ask an adult to read to you. Are there any **Qq** words in the book?

Kindergarten Essentials

### Yolanda's Picture Chart

Help Yolanda finish her picture chart.

**Directions:** Write **y** on the lines to complete the words. Then, say each word aloud.

READING

**One Step Further**  
Draw a picture of the sun. Color it yellow. Is the sun shining right now?

Kindergarten Essentials

### Zep Zebra's Zoo

Zep Zebra likes living in the zoo.

**Directions:** Color each picture that begins with the sound of **Zz**.

READING

**One Step Further**  
Tell a story about a day at the zoo. What is your favorite zoo animal?

Kindergarten Essentials

### Consonant Review

Say the name of each picture.

**Directions:** Write the letter that makes the beginning sound.

READING

**One Step Further**  
What letter does your name start with? Is that letter a consonant?

Kindergarten Essentials

**Amazing As** 67

**Directions:** Draw a line from each apple to a picture that begins with the sound of Aa. Draw an X on the picture that does **not** belong. Color the Aa pictures.

**Vowel Sounds**

**READING**

**One Step Further**  
Eat an apple. Can you name another food that starts with the Aa sound?

Kindergarten Essentials

**Andy's Pictures** 68

Help Andy label his pictures below and on page 69.

**Directions:** Trace the words. Then, say the words aloud. Listen to the sound that Aa makes.

**READING**

**One Step Further**  
Draw something else that Andy might have a picture of.

Kindergarten Essentials

**Andy's Pictures** 69

**READING**

**One Step Further**  
Name as many words as you can that start with the Aa sound.

Kindergarten Essentials

**"Egg-ceptional" E!** 70

**Directions:** Draw a line from each egg to a picture that begins with the sound of Ee. Draw an X on the picture that does **not** belong.

**READING**

**One Step Further**  
What is your favorite breakfast food? Does it start with the Ee sound?

Kindergarten Essentials

**In Elmo's Room** 71

Below and on page 72 are some things that are in Elmo's room.

**Directions:** Trace the words. Then, say the words aloud. Listen to the sound that Ee makes.

**READING**

**One Step Further**  
Look around your room for objects that have the Ee sound.

Kindergarten Essentials

**In Elmo's Room** 72

**READING**

**One Step Further**  
Sit at a desk at home or school and write a letter to a friend.

Kindergarten Essentials

ANSWER KEY



**73** **Make a Wish**

The monsters are at a wishing well. Find out what each one is hoping to get.

**Directions:** Write **i** on the lines to complete each word. Then, say the words aloud.

**One Step Further**  
Pretend you are at a wishing well. What would you wish for?

Kindergarten Essentials

**74** **Izzy's Gifts**

Look at Izzy's birthday gifts! Help her label them.

**Directions:** Trace the words below and on page 75. Then, say the words aloud. Listen to the sound that **ll** makes.

**dish** **mitt**

**One Step Further**  
Grab a mitt and play catch with a friend. How many times did you catch the ball?

Kindergarten Essentials

**75** **Izzy's Gifts**

**pig** **fish**

**One Step Further**  
What gifts do you want to give a friend for his or her next birthday?

Kindergarten Essentials

**76** **Oo Animal Search**

Can you find the **Oo** animals?

**Directions:** Trace each **Oo**. Color the animals that begin with the sound of **Oo**.

**One Step Further**  
Choose an animal that you colored on this page. Where might you find this animal?

Kindergarten Essentials

**77** **Olive's Box**

What things are in Olive's box?

**Directions:** Trace the words below and on page 78. Then, say the words aloud. Listen to the sound that **Oo** makes.

**Vowel Sounds**

**sock** **clock**

**One Step Further**  
Look around your home for a sock and a clock. Where did you find these objects?

Kindergarten Essentials

**78** **Olive's Box**

**top** **doll**

**One Step Further**  
Work with a friend to name as many words with the **Oo** sound as you can.

Kindergarten Essentials

### Unusual Umbrellas

79

**Directions:** Draw a line from each child to a picture that begins with the sound of Uu.

**One Step Further**  
Pretend it's raining and stand under an umbrella.

Kindergarten Essentials

### Ug's Puppets

80

Ug collects puppets. Some of his puppets are shown below and on page 81.

**Directions:** Trace the words. Then, say the words aloud. Listen to the sound that Uu makes.

bug cub

**One Step Further**  
Ask an adult to help make a puppet of your own. Put on a puppet show!

Kindergarten Essentials

### Ug's Puppets

81

duck pup

**One Step Further**  
Tell a story about a pup and a duck. Make puppets if you want!

Kindergarten Essentials

### Animal Snapshots

82

**Directions:** Write a, e, i, o, or u on each line.

p i g c a t b a t  
h e n \_ a nt f i sh  
d o g fr o g d u ck

**One Step Further**  
Ask a friend to name more animals. What vowels do those words contain?

Kindergarten Essentials

### Strawberry Patch Match

83

**Directions:** Draw a line from each uppercase letter to its lowercase letter.

**One Step Further**  
What is your favorite fruit? What is your least favorite fruit?

Kindergarten Essentials

### See the Shells

84

**Directions:** Draw a line from each uppercase letter to its lowercase letter.

**One Step Further**  
Some people collect seashells. What do you collect?

Kindergarten Essentials

ANSWER KEY

### Haystack Match

85

**Directions:** Draw a line from each uppercase letter to its lowercase letter.

**One Step Further**  
What do you think the phrase "Needle in a haystack" means?

Kindergarten Essentials

### Make a Match

86

**Directions:** Draw a line from each uppercase letter to its lowercase letter.

**One Step Further**  
Why does your name always start with an uppercase letter?

Kindergarten Essentials

### A Long Time Ago

87

**Directions:** Color the picture. Then, trace the words below.

dinosaurs  
trees grass

**One Step Further**  
Have you ever seen a real dinosaur? Why or why not?

Kindergarten Essentials

### Tractor Pull

88

**Directions:** Color the picture of the farm. Then, trace the words below.

farmer cow  
tractor corn

**One Step Further**  
Would you like to work on a farm? Why or why not?

Kindergarten Essentials

### Building a House

89

**Directions:** Color the picture. Then, trace the words below.

wood house  
tools work

**One Step Further**  
Tell a story about a time that you worked hard for something.

Kindergarten Essentials

### You've Arrived!

90

**Directions:** Color the picture. Then, trace the words below.

Welcome to  
the zoo.

**One Step Further**  
What are your top five favorite animals to see at the zoo?






Kindergarten Essentials



### Under the Sea

91

**Directions:** Find the word in each row. Color the boxes to show the word.

 crab	v	c	r	a	b
 whale	w	h	a	l	e
 seal	s	e	a	l	t
 shark	s	h	a	r	k
 clam	r	c	l	a	m

READING






**One Step Further**  
Make a word search using the words on this page. See if a friend can solve it.

Kindergarten Essentials

### Words That Go

92

**Directions:** Find the word in each row. Color the boxes to show the word.

 train	t	r	a	i	n	j
 bus	c	b	u	s	a	b
 ferry	f	e	r	r	y	t
 jet	d	m	j	e	t	b
 canoe	c	a	n	o	e	m

READING






**One Step Further**  
What is your favorite way to travel? How many times have you traveled that way?

Kindergarten Essentials

### In the Garden

93

**Directions:** Find the word in each row. Color the boxes to show the word.

 bee	a	b	e	e	g	h
 flower	f	l	o	w	e	r
 tree	r	f	t	r	e	e
 rabbit	r	a	b	b	i	t
 snail	s	n	a	i	l	z

READING







**One Step Further**  
Name two more things you might find in a garden.

Kindergarten Essentials

### Building Words

94

**Directions:** Find the word in each row. Color the boxes to show the word.

 saw	t	d	s	a	w	b
 nail	b	n	a	i	l	y
 wood	i	h	w	o	o	d
 truck	e	t	r	u	c	k
 drill	d	r	i	l	l	a
 roof	f	r	o	o	f	m

READING





**One Step Further**  
Name something else that goes with the objects on this page.

Kindergarten Essentials

### People

95

**Directions:** Draw a line to match each word with its picture.

boy	
girl	
man	
woman	

READING





**One Step Further**  
Name a person you know that fits in each of the categories on this page.

Kindergarten Essentials

### Things

96

**Directions:** Draw a line to match each word with its picture.

ball	
apple	
bed	
box	

READING

**One Step Further**  
Look around your home. Can you find a ball, apple, bed, and box?

Kindergarten Essentials

97

### Action Words

**Directions:** Draw a line to match the action word with the person doing that action.

walk

run

talk

eat

READING

**One Step Further**  
Show how you can do each of the action words on this page.

Kindergarten Essentials

98

### Action Words

**Directions:** Draw a line to match the action word with the person doing that action.

play

ride

sit

cook

READING

**One Step Further**  
What is your favorite thing to do after school—play, ride, sit, or cook?

Kindergarten Essentials

99

### Descriptions

**Directions:** Draw a line to match each word with its picture.

tall

short

old

big

READING

**One Step Further**  
Name an object that fits each of the description words on this page.

Kindergarten Essentials

100

### Descriptions

**Directions:** Draw a line to match each word with its picture.

little

happy

sad

funny

READING

**One Step Further**  
Name something that makes you happy. Name something you think is funny.

Kindergarten Essentials

101

### Which Items Do You Not Need?

Lauren and her dad want to play tennis.

**Directions:** Draw an X on the things they do **not** need to play tennis.

**One Step Further**  
What things do you need to play your favorite sport?

Kindergarten Essentials

102

### Which Items Do You Not Need?

Lloyd is working at a bakery.

**Directions:** Draw an X on the things he will **not** need to do his job well.

**One Step Further**  
What might Lloyd be baking today? Do you like to bake?

Kindergarten Essentials

### Which Picture is Missing?

103

**Directions:** Look at the pictures below. They start to make a story, but the last box is empty.

**Directions:** Which of these pictures helps to finish the story? Circle the picture.

**One Step Further**  
Tell a story about what is happening in the picture. Where is the family driving to?

Kindergarten Essentials

### Which Picture is Missing?

104

**Directions:** Look at the pictures below. They start to make a story, but the last box is empty.

**Directions:** Which of these pictures helps to finish the story? Circle the picture.

**One Step Further**  
On a warm day have a water balloon toss with a friend.

Kindergarten Essentials

### Rainbow Clues

105

**Directions:** Follow the clues below. Circle your choices.

Find the object that is **brown** and **hard**.

Find the object that is **yellow** and **long**.

Find the object that is **blue** and **tiny**.

**One Step Further**  
Choose an object on this page. Give a friend two clues that describe the object.

Kindergarten Essentials

### Color It Again

106

**Directions:** Color the picture in each row that both words describe.

**round and orange**

**scared and brown**

**wet and pointy**

**One Step Further**  
Find an object in your school that is big and brown. What did you find?

Kindergarten Essentials

### Grandma Gertie

107

Grandma Gertie loves flowers.

**Directions:** Use the clues below to find the perfect flower for Grandma. Circle your answer.

Grandma likes flowers that are **pink**.  
She likes flowers that are tall.  
She likes flowers that come with candy.

**One Step Further**  
What do you think makes the perfect flower? Draw it and give it to a friend.

Kindergarten Essentials

### Jalen's Vacation

108

Jalen wants to go on vacation. Help him pick out the best spot for his trip.

**Directions:** Read the clues below. Circle the trip that Jalen should pick.

Jalen does not want to go to a cold place.  
Jalen does not want to go to a beach.  
Jalen wants to go to a place with games.

**One Step Further**  
Where would you most like to go on vacation? What would you do there?

Kindergarten Essentials

### A Busy Day

109

We always get up early. Dad makes us breakfast. I feed Zip, the cat. Then, I walk to school. Mom and Dad go to work.

**Directions:** Read the story. Write the answer to each question.

What words from the story begin with the same sound as ?

We, walk, work

Circle the picture that rhymes with **walk**.

Which word in the story means **Mom, Dad,** and I together?

We

Why does everyone get up early?

to go to work and school

**One Step Further**  
 What do you do before school?  
 What time do you get up in the morning?

Kindergarten Essentials

### The Goat

110

Every Saturday, Grandma and I go bike riding. Grandma wears her straw hat. Last Saturday, we rode along the bike path to the high school. We went to see the farm animal show. We got to pet the goats. Grandma left her hat on the bike seat. A goat ate the hat!

**Directions:** Read the story. Write the answer to each question.

Circle the picture that has the sound of **e** you hear in **pet**.

Circle the picture that names a word that rhymes with **goat**.

Which word in the story is a day of the week?

Saturday

Where does the bike path go?

high school

**One Step Further**  
 Where is your favorite place to ride your bike?  
 Is there a bike path near your home?

Kindergarten Essentials

### Antarctic Penguins

111

Penguins are birds but they don't fly. Penguins swim. Penguins lay eggs. Most penguin chicks have fluffy feathers. Penguins live in large groups.

**Directions:** Read the story. Write the answer to each question.

Circle the picture whose name begins with the blend you hear at the beginning of **fluffy**.

What word from the story rhymes with **legs**?

eggs

What word from the story means the same as **do not**?

don't

Do all birds fly?

no

**One Step Further**  
 Where do penguins live?  
 Have you ever seen a penguin?

Kindergarten Essentials

### Bear Cubs

112

Bear cubs are born in winter. They may weigh less than a pound. In spring, the cubs and their mother go outside. As the cubs grow older, their mother teaches them how to find food. The cubs stay with their mother for a year or two. Then, the cubs go out on their own.

**Directions:** Read the story. Write the answer to each question.

Circle the picture that begins with the blend you hear at the beginning of **grow**.

What words in the story rhyme with **day**?

may, weigh, stay

What word in the story means a **cold time of the year**?

winter

Why do you think the cubs stay with their mother for a year or two?

Answers will vary.

**One Step Further**  
 Name a place where you might see a bear cub. Have you ever seen a bear cub?

Kindergarten Essentials

### Zero O

114

**Directions:** Circle the number of fish in each tank.

0 1 3

0 1 2

3 4 5

0 1 2

0 1 2

1 2 4

**One Step Further**  
 How many fish do you own? Draw a picture of the biggest fish you've seen.

Kindergarten Essentials

### One 1

115

**Directions:** Trace the big 1. Color the pictures.

Circle 1

Draw 1

Circle 1

1

Draw 1

Draw 1

Circle 1

**One Step Further**  
 Name something in your kitchen you see one of. What do you use that object for?

Kindergarten Essentials

**116** **Two 2**  
**Directions:** Help the bunny twins catch their balloons. Follow the twos through the maze.

**One Step Further**  
 Look around your neighborhood. Name something you see two of.

Kindergarten Essentials

**117** **Three 3**  
**Directions:** Count and write the number in each box. Circle the groups of three. Color the groups of four.

 4	 3
 4	 3

**One Step Further**  
 Name three more fruits. Which is your favorite?

Kindergarten Essentials

**118** **Four 4**  
**Directions:** Color to find the hidden picture.  
 2 = blue 3 = blue 4 = green

**One Step Further**  
 Name four objects that go together. Are all those objects the same color?

Kindergarten Essentials

**119** **Five 5**  
**Directions:** Five dogs are colored. Color five dogs.

**One Step Further**  
 Pretend you are a dog. Bark five times. Name the five dogs you colored.

Kindergarten Essentials

**120** **Review Numbers 0-5**  
**Directions:** Connect the dots in order. Color the picture.  
 Colors will vary.

**One Step Further**  
 Find five of your favorite books. Ask an adult to read to you.

Kindergarten Essentials

**121** **Six 6**  
**Directions:** Count and color each picture. Circle each group of six.

**One Step Further**  
 Hop like a bunny six times. For your next snack, eat six baby carrots.

Kindergarten Essentials

122 **Seven 7**

**Directions:** Draw seven cookies.

**One Step Further**  
Some people think seven is a lucky number. What is your lucky number?

Kindergarten Essentials

123 **Eight 8**

**Directions:** Count and color eight pieces of gold in each of the treasure chests. Then, color the treasure chests.

**One Step Further**  
Name other things you might find in a treasure chest.

Kindergarten Essentials

124 **Nine 9**

**Directions:** Draw nine jellybeans in the jar. Color the jellybeans.

Colors will vary.

**One Step Further**  
Put a handful of jellybeans in a jar. Ask a friend to guess how many are in the jar.

Kindergarten Essentials

125 **Ten 10**

**Directions:** Color five dots red, three dots blue, and two dots orange on the butterfly. Count the dots on the butterfly.

How many are there altogether? 10

**One Step Further**  
Draw a picture of the prettiest butterfly you've seen.

Kindergarten Essentials

126 **Review Numbers 0-10**

**Directions:** Count the beads in each row. Write the number.

**One Step Further**  
Find several small objects. Separate them into 10 piles. How many are in each pile?

Kindergarten Essentials

127 **Numbers 1-10**

**Directions:** Circle the words in the puzzle. The words go across and down.

**One Step Further**  
Look for loose change around your home. Make 10 piles of 10 coins each.

Kindergarten Essentials



**128** **A Dinosaur Dig**

**Directions:** Find 7 shovels below and color them. Then, color the rest of the picture.

**One Step Further**  
Would you want to go on a dig for dinosaur bones? Why or why not?

Kindergarten Essentials

**129** **A Nest of Eggs**

**Directions:** Count the eggs in each nest. Write the number on the line.

**One Step Further**  
What animals might be inside the eggs on this page?

Kindergarten Essentials

**130** **Perfect Peacocks**

**Directions:** Count the number of feathers on each peacock. Write the number on the line.

**One Step Further**  
Feathers come in all sorts of colors. Draw and color a feather however you want!

Kindergarten Essentials

**131** **Missing Numbers**

**Directions:** Write the missing number in each box.

1	2	3
8	9	10
6	7	8

**One Step Further**  
Create your own missing number problems. See how many a friend can get right.

Kindergarten Essentials

**132** **Trace and Write 11**

**Directions:** Trace and write the number 11. Then, count and write the numbers.

**One Step Further**  
Look around your neighborhood for 11 flowers. Where did you find them?

Kindergarten Essentials

**133** **Eleven 11**

**Directions:** Count Zebra's stripes and color them.

**One Step Further**  
Draw a zoo animal that has spots. Draw 11 spots on the animal.

Kindergarten Essentials

134 **Trace and Write 12**  
**Directions:** Trace and write the number 12. Then, count and write the numbers.

12 12  
 twelve

**One Step Further**  
 How many balls can you find in your school?  
 What do you like to do on the playground?

Kindergarten Essentials

135 **Twelve 12**  
**Directions:** Count each group of creatures. Draw a line from the creatures to their matching apples.

**One Step Further**  
 Sit outside for awhile. How many birds do you see? How many butterflies do you see?

Kindergarten Essentials

136 **Trace and Write 13**  
**Directions:** Trace and write the number 13 and the number word.

13 13  
 thirteen

**Directions:** Now practice writing the number and the word by yourself on the lines below.

13 13  
 thirteen

**One Step Further**  
 How many letters are in your first name?  
 How many letters are in your last name?

Kindergarten Essentials

137 **Thirteen 13**  
**Directions:** Color the number. Color the word. Count and color the rest of the picture.

**One Step Further**  
 Look at the front lawn of your home or school. Name 13 things you see.

Kindergarten Essentials

138 **Trace and Write 14**  
**Directions:** Trace and write the number 14 and the number word.

14 14  
 fourteen

**Directions:** Now practice writing the number and the word by yourself on the lines below.

14 14  
 fourteen

**One Step Further**  
 Look around your home.  
 Find 14 black objects. What did you find?

Kindergarten Essentials

139 **Fourteen 14**  
**Directions:** Color the number. Color the word. Count and color the rest of the picture.

**One Step Further**  
 Name as many beverages as you can.  
 Can you name 14?

Kindergarten Essentials



140

**Trace and Write 15**

**Directions:** Trace and write the number 15 and the number word.

15 15  
fifteen

**Directions:** Now practice writing the number and the word by yourself on the lines below.

15 15  
fifteen

**One Step Further**  
Read a book for 15 minutes.  
Ask an adult to help you.

Kindergarten Essentials

141

**Fifteen 15**

**Directions:** Color the number. Color the word. Count and color the rest of the picture.



15  
fifteen

**One Step Further**  
What is your favorite thing to do in the summer?

Kindergarten Essentials

142

**Trace and Write 16**

**Directions:** Trace and write the number 16 and the number word.

16 16  
sixteen

**Directions:** Now practice writing the number and the word by yourself on the lines below.

16 16  
sixteen


**One Step Further**  
Tell a story about your favorite birthday.  
How old were you? How old are you now?

Kindergarten Essentials

143

**Sixteen 16**

**Directions:** Color the number. Color the word. Count and color the rest of the picture.



16  
sixteen

**One Step Further**  
Name other things you might see in the ocean. How many can you name?

Kindergarten Essentials

144

**Trace and Write 17**

**Directions:** Trace and write the number 17 and the number word.

17 17  
seventeen

**Directions:** Now practice writing the number and the word by yourself on the lines below.

17 17  
seventeen


**One Step Further**  
Look around your room and count 17 small objects.

Kindergarten Essentials

145

**Seventeen 17**

**Directions:** Color the number. Color the word. Count and color the rest of the picture.



17  
seventeen

**One Step Further**  
Name things you use to get ready for school. How many can you name?

Kindergarten Essentials

146 **Trace and Write 18**

**Directions:** Trace and write the number 18 and the number word.

18 18  
eighteen

**Directions:** Now practice writing the number and the word by yourself on the lines below.

18 18  
eighteen

**One Step Further**  
What can you grow in a garden?  
See how many things you can name.

Kindergarten Essentials

147 **Eighteen 18**

**Directions:** Color the number. Color the word. Count and color the rest of the picture.

**One Step Further**  
Describe a worm to a friend.  
Tell a story about the worm.

Kindergarten Essentials

148 **Trace and Write 19**

**Directions:** Trace and write the number 19 and the number word.

19 19  
nineteen

**Directions:** Now practice writing the number and the word by yourself on the lines below.

19 19  
nineteen

**One Step Further**  
What animals make good pets?  
See how many you can name.

Kindergarten Essentials

149 **Nineteen 19**

**Directions:** Color the number. Color the word. Count and color the rest of the picture.

**One Step Further**  
Name the fish in this picture.  
Where do you think the fish are swimming?

Kindergarten Essentials

150 **Trace and Write 20**

**Directions:** Trace and write the number 20 and the number word.

20 20  
twenty

**Directions:** Now practice writing the number and the word by yourself on the lines below.

20 20  
twenty

**One Step Further**  
Find 20 pebbles outside your home or school.  
Which one is the biggest?

Kindergarten Essentials

151 **Twenty 20**

**Directions:** Color the number. Color the word. Count and color the rest of the picture.


**One Step Further**  
Find 20 of your favorite objects.  
Put them in order from biggest to smallest.


Kindergarten Essentials


**152**


**Review Numbers 0-20**


**Directions:** Count the number of colored squares. Then, write the correct number.

 10

 5

 8

 12

 6


**One Step Further**  
There are five purple boxes on this page. Find five purple objects in your home.


Kindergarten Essentials


**153**


**Review Numbers 0-20**


**Directions:** Count the number of colored squares. Then, write the correct number.

 11

 6

 9

 0

 8


**One Step Further**  
Name something that you own six of. Find six orange objects at school.


Kindergarten Essentials


**154**


**Review Numbers 0-20**


**Directions:** Count the first row of beads. Circle the next row of beads to show that it has more than 10 beads. Circle the rows of beads with more than 10.




















**One Step Further**  
Find as many crayons as you can. How many did you find?

Kindergarten Essentials

**155**

**Review Numbers 0-20**

**Directions:** Connect the dots in order from 1 to 20. Color the surprise!  
Colors will vary.




**One Step Further**  
Look out the window. Count the cars you see until you get to 20.

Kindergarten Essentials

**156**

**Happy Hippo**

**Directions:** Write the missing numbers. Color the picture.




**One Step Further**  
Count to 20 as fast as you can. Ask an adult to time you.

Kindergarten Essentials


**157**

**Spotty Leopards**

**Directions:** Circle the number of spots on each leopard.



17 18 19      17 18 19



17 18 19 17 18 19

**One Step Further**  
Draw another animal that has spots. Draw 19 spots on the animal.

Kindergarten Essentials

**158** **A Super Sea Turtle**

**Directions:** Connect the dots from 1 to 20. Color the picture.

**One Step Further**  
Turtles walk slowly. Walk slowly around a table or desk.

Kindergarten Essentials

**159** **Time to Sleep**

**Directions:** Connect the dots from 1 to 20. Color the picture.

**One Step Further**  
What is your favorite activity to do with an adult?

Kindergarten Essentials

**160** **Elephant Snacks**

**Directions:** Count the peanuts in each bag. Then, write the number on the line.

**One Step Further**  
Count the peanuts on this page. How many peanuts can each elephant eat?

Kindergarten Essentials

**161** **Feeding the Birds**

**Directions:** Draw 15 more pieces of birdseed in the bag. Then, answer the question below.

How many pieces of birdseed are in the bag now? **20**

**One Step Further**  
With an adult, make a bird feeder. Fill it with birdseed and put it outside your home.

Kindergarten Essentials

**162** **Most**

**Directions:** Color the pictures in the box that has the most candy.

**One Step Further**  
Give a friend some strawberries and keep some for yourself. Who has the most?

Kindergarten Essentials

**163** **Fewest**

**Directions:** Color the pictures in the box that has the fewest bugs.

**One Step Further**  
Count your socks and your shirts. Which do you have the fewest of?

Kindergarten Essentials

**164** **Thinking Skills**

**Directions:** Read the clues below. Draw an **X** on the numbers that do not fit the clues. Circle the correct number.

The number is greater than 1.  
The number is less than 6.  
The number is not 2.

~~7~~    (5)

~~2~~    ~~0~~

**One Step Further**  
Think of a number. Give clues to a friend to help him or her guess the correct number.

Kindergarten Essentials

**165** **Thinking Skills**

**Directions:** Read the clues below. Draw an **X** on the numbers that do not fit the clues. Circle the correct number.

The number is less than 7.  
The number is greater than 2.  
The number equals  $3 + 1$ .

~~8~~    ~~3~~

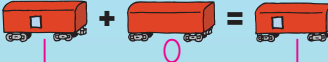
(4)    ~~1~~

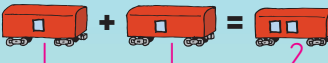
**One Step Further**  
Think of an object. What clues would lead a friend to guess what you're thinking of?


Kindergarten Essentials


**166** **All Aboard!**


**Directions:** Count the windows on each car to solve the problem. Write the answer under the last car.

  $1 + 0 = 1$

  $1 + 1 = 2$

  $2 + 1 = 3$

  $1 + 3 = 4$


  $3 + 2 = 5$


**One Step Further**  
How many words can you name that rhyme with train?


Kindergarten Essentials


**167** **Mmmm...Pie**


**Directions:** Solve each problem. Write the answer on the pie.


  $2 + 2 = 4$

  $4 + 2 = 6$

  $1 + 0 = 1$

  $3 + 2 = 5$

  $2 + 1 = 3$

  $1 + 1 = 2$

**Riddle:** What should we give during harvest time?

**Directions:** To find the answer, write the letter from each pie on the correct line below.


   6   3   1   5   2   4


**One Step Further**  
How many different kinds of pie can you name?


Kindergarten Essentials


**168** **Monkeys Love Bananas!**


**Directions:** Solve each problem. Write the answer on the line.


  $2 + 1 = 3$

  $1 + 3 = 4$

  $1 + 1 = 2$

  $3 + 2 = 5$

  $4 + 1 = 5$

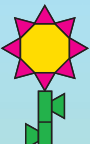
  $1 + 0 = 1$

**One Step Further**  
Bananas are a monkey's favorite fruit. What is your favorite fruit?





Kindergarten Essentials

**169** **Graphing**

**Directions:** Count the shapes in the picture. Then, color the graph below.



8				
7				
6				
5				
4				
3				
2				
1				

**One Step Further**  
What other pictures can you draw using shapes?

Kindergarten Essentials

**170** **Graphing**

John made a chart of some of his toys.

**Directions:** Which toy does he have the **most** of? Circle your answer.

dump trucks **cars** basketballs bears

Which toy does he have the **least** of? Circle your answer.

**dump trucks** cars basketballs bears

How many more bears than basketballs does John have? Circle your answer.

0 **1** 2 3 4 5

**One Step Further**  
How many bears do you have? Do you have more or less than John?

Kindergarten Essentials

**171** **Garden Friends**

**Directions:** Circle the animal that comes next in each row.

**One Step Further**  
Choose one animal on this page. Tell a story about a day in the life of that animal.

Kindergarten Essentials

**172** **Grow a Garden**

**Directions:** Circle the item that comes next in each row.

**One Step Further**  
What can you grow in a garden? See how many things you can name.

Kindergarten Essentials

**173** **First**

**Directions:** Circle the **first** object in each row.

**One Step Further**  
Tell about a time when you competed at something and came in first.

Kindergarten Essentials

**174** **Second**

**Directions:** Circle the **second** object in each row.

**One Step Further**  
Stand in line with three of your friends. Who is second?

Kindergarten Essentials

**175** **Third**

**Directions:** Circle the **third** object in each row.

**One Step Further**  
Place five of your favorite toys in a line. Which toy is third?

Kindergarten Essentials



**176** **Fourth**  
**Directions:** Circle the fourth thing in each row.

**One Step Further**  
 Make a list of things to do today. What is the fourth thing on your list?

Kindergarten Essentials

**At the Fire Station** **177**  
**Directions:** Color the squares. Then, color the rest of the picture.

Answers may vary.

**One Step Further**  
 Look at the outside of your home. How many squares can you find?

Kindergarten Essentials

**178** **At the Train Yard**  
**Directions:** Color the rectangles. Then, color the rest of the picture.

Answers may vary.

**One Step Further**  
 Find a ruler. What shape is the ruler?

Kindergarten Essentials

**Exploring the Garden** **179**  
**Directions:** Color the circles and triangles. Then, color the rest of the picture.

Answers may vary.

**One Step Further**  
 Draw a triangle and a circle. Then, turn the shapes into drawings of animals.

Kindergarten Essentials

**180** **Fun on the Farm**  
**Directions:** Find the circles, triangles, and squares and color them. Then, color the rest of the picture.

Answers may vary.

**One Step Further**  
 Imagine you have your very own farm. What would you grow on your farm?

Kindergarten Essentials

**182** **Colors**  
**Directions:** Circle the words in the puzzle. The words go across and down.

b	l	u	e	p	i	n	k
b	l	a	c	k	e	r	w
r	o	r	a	n	g	e	h
o	g	r	e	e	n	d	i
w	p	u	r	p	l	e	t
n	y	e	l	l	o	w	e

**One Step Further**  
 Choose a color from this page. How many objects can you find that are that color?

Kindergarten Essentials

**183**

### Time for Art

**Directions:** Help Anna find her drawing pad.

**One Step Further**  
Draw a picture using at least five different colored crayons.

Kindergarten Essentials

**184**

### What Is Round?

**Directions:** Circle the words in the puzzle. The words go across and down.

k	e	a	r	t	h	l	o
b	a	l	l	o	m	v	r
n	g	l	o	b	e	w	a
j	h	u	p	q	r	g	n
m	a	r	b	l	e	t	g
i	s	m	o	o	n	f	e

ball moon  
globe earth  
orange marble

**One Step Further**  
Draw a picture of a circle. Turn the circle into something that is round.

Kindergarten Essentials

**185**

### Andy's Swamp

**Directions:** Color the circles to get to the swamp.

**One Step Further**  
Pretend you are an alligator and use your arms to chomp!

Kindergarten Essentials

**186**

### Fun on Skis

**Directions:** Help the skier down the mountain.

**One Step Further**  
Which activity would you choose: swimming in the summer or skiing in the winter?

Kindergarten Essentials

**187**

### How Is the Weather?

**Directions:** Circle the words in the puzzle. The words go across and down.

s	w	i	n	d	y	r	c
n	d	a	c	b	n	s	l
o	e	r	a	i	n	y	o
w	q	z	y	o	t	v	u
y	w	a	r	m	u	x	d
p	s	u	n	n	y	w	y

warm rainy  
snowy windy  
sunny cloudy

**One Step Further**  
What is the weather like today? What is your favorite kind of weather?

Kindergarten Essentials

**188**

### The Lost Nest

**Directions:** Help the dinosaur mother find her nest of eggs.

**One Step Further**  
Do you know of any other animals that lay eggs?

Kindergarten Essentials



**Dino Pet!**

189

**Directions:** If you could have a pet dinosaur, what would it look like? Draw your dinosaur below.

Answers will vary.



**One Step Further**  
Would you like to have a pet dinosaur? Why or why not?



Kindergarten Essentials

GAMES

190

**On the Farm**

**Directions:** Circle the words in the puzzle. The words go across and down.

p r z h o r s e  
q p i g s t j c  
t u r k e y u o  
n x m y l k w w  
o c h i c k e n  
s h e e p h v i



pig



cow



horse



sheep



turkey



chicken



**One Step Further**  
Imagine you are on a farm. What might you see when you look around?


Kindergarten Essentials

GAMES

**Farm Babies**

191

**Directions:** Help the babies find their mothers.



**One Step Further**  
Name the animals on this page. What are the babies called?



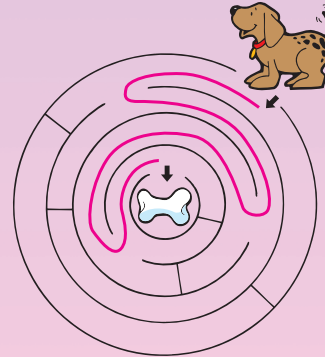
Kindergarten Essentials

GAMES

192

**A Bone for Skipper**

**Directions:** Help Skipper find the bone.



**One Step Further**  
Design a doghouse for Skipper.

Kindergarten Essentials

GAMES

**Pets**

193

**Directions:** Circle the words in the puzzle. The words go across and down.

r y l i j k h f  
a h a m s t e r  
b z f i s h c g  
b a c a t d u e  
i t u r t l e v  
t x w m d o g b



cat



dog



fish



hamster



rabbit



turtle

**One Step Further**  
Do you have any pets? What kind of pet would you most like to have?



Kindergarten Essentials

GAMES

194

**A Leafy Path**

**Directions:** Help the squirrel find its tree.



**One Step Further**  
Go outside and make a path of leaves to the nearest tree.

Kindergarten Essentials

GAMES

### Forest Babies

195

**Directions:** Help the babies find their mothers.

**One Step Further**  
Tell a story about the animal babies on this page.

Kindergarten Essentials

### A New Home

196

**Directions:** Help the hermit crab find a new home.

**One Step Further**  
Design a shell for the hermit crab to live in.

Kindergarten Essentials

### In the Ocean

197

**Directions:** Circle the words in the puzzle. The words go across and down.

s	s	u	c	r	a	b	j
h	r	t	v	w	l	k	m
a	d	o	l	p	h	i	n
r	p	w	h	a	l	e	n
k	q	o	i	f	i	s	h
s	e	a	h	o	r	s	e

**One Step Further**  
Name other things you might see in the ocean. How many can you name?

Kindergarten Essentials

### Learning the Past

198

**Directions:** Help the museum guide find the dinosaur display.

**One Step Further**  
Do you like going to the museum? What is the most interesting thing you've seen?

Kindergarten Essentials

### Digging Up Bones

199

**Directions:** Help the scientist find the dinosaur bones.

**One Step Further**  
Why do you think dinosaur bones are important?

Kindergarten Essentials

### School Tools

200

**Directions:** Circle the words in the puzzle. The words go across and down.

s	c	i	s	s	o	r	s
r	c	r	a	y	o	n	r
u	o	u	q	g	l	u	e
l	i	x	h	u	g	s	f
e	p	e	n	c	i	l	t
r	m	z	c	h	a	l	k


**One Step Further**  
Look at the objects on this page. What else do you need for school?


Kindergarten Essentials


### 201 Shapes


**Directions:** Circle the words in the puzzle. The words go across and down.


o	h	s	q	a	r	e
v	d	i	a	m	o	n
a	i	j	p	q	r	f
l	k	c	i	r	c	l
f	r	i	a	n	g	l
m	l	n	o	s	t	a


 circle

 square

 triangle

 star


 diamond

 oval

**One Step Further**  
Draw a picture of yourself using all the shapes on this page.

### 202 A Speedy Race

**Directions:** Help the racecar get to the finish line.



**One Step Further**  
Pretend you are driving a race car. How fast do you go?

### 203 In the Country

**Directions:** Circle the words in the puzzle. The words go across and down.

d	b	z	w	u	v	y	h
a	r	f	i	e	l	d	i
c	i	x	t	o	w	n	l
b	d	p	m	q	e	r	l
b	g	r	o	a	d	s	t
o	e	m	e	a	d	o	w

 hill

 road

 town

 field

 bridge

 meadow

**One Step Further**  
Create your own word search using words of things you might see in the country.

### 204 Living Things

**Directions:** Circle the words in the puzzle. The words go across and down.

m	x	c	b	a	b	y	s
g	m	a	n	p	b	r	a
r	n	o	y	z	q	h	t
a	f	l	o	w	e	r	u
s	w	d	o	g	v	i	d
s	l	k	t	r	e	e	j

 dog

 man

 tree

 baby

 grass

 flower

**One Step Further**  
Name three more things that would fit in the "Living Things" category on this page.


### 205 Nonliving Things

**Directions:** Circle the words in the puzzle. The words go across and down.

g	y	c	l	b	s	k	c
c	b	o	o	k	h	m	l
a	b	a	l	l	j	t	o
r	z	f	a	i	u	n	c
d	p	e	n	c	i	l	k
e	x	d	o	l	l	v	w

 car

 doll

 ball

 book


 clock

 pencil

**One Step Further**  
Tell a story that includes at least three of the objects on this page.

### 206 Time to Go!

**Directions:** Help the family get home.





**One Step Further**  
Draw a map of the street you live on. See if a friend can find your home.


### In the City


**Directions:** Circle the words in the puzzle. The words go across and down.


t	v	s	t	o	r	e	p
a	z	y	j	a	i	g	a
x	w	b	c	a	r	h	r
i	x	s	c	d	e	f	
h	o	s	p	i	t	a	l
u	t	s	t	r	e	e	t


  
car

  
parade


  
taxi

  
store

  
street

  
hospital

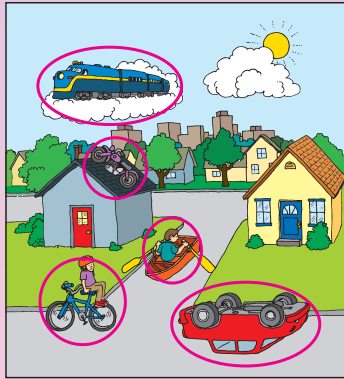
**One Step Further**  
What are your favorite places to go in the city where you live?




Kindergarten Essentials

### Find the Mistakes

**Directions:** Circle 5 mistakes that are in the picture.



**One Step Further**  
Imagine you wake up one morning and everything is backward! Tell a story about it.





Kindergarten Essentials


### On Land


**Directions:** Circle the words in the puzzle. The words go across and down.


c	a	d	n	c	a	r	s
f	b	e	f	k	g	i	j
a	v	c	a	m	p	e	r
x	a	z	h	b	u	s	t
i	n	y	w	l	m	v	u
b	i	c	y	c	l	e	x


  
car

  
van


  
bus

  
taxi

  
camper

  
bicycle


**One Step Further**  
What else can you use to travel? Think big and small!



Kindergarten Essentials

### A Garden Helper

**Directions:** Help the girl find her flower garden.



**One Step Further**  
How many different types of flowers can you name?



Kindergarten Essentials

### Bugs

**Directions:** Circle the words in the puzzle. The words go across and down.

b	l	a	d	y	b	u	g
e	a	k	x	w	n	f	f
e	n	y	m	o	t	h	l
t	t	z	e	d	u	i	y
l	a	b	o	e	b	c	h
e	c	r	i	c	k	e	t

  
ant

  
fly

  
moth

  
beetle

  
ladybug

  
cricket

**One Step Further**  
Do you like bugs? Why or why not?



Kindergarten Essentials

### At the Zoo

**Directions:** Circle the words in the puzzle. The words go across and down.

s	o	e	a	c	o	c	k	
e	u	v	y	x	b	z	a	
a	g	o	r	i	l	l	o	
l	w	s	t	i	g	e	r	
e	e	l	e	p	h	a	n	t
t	g	i	r	a	f	f	e	

  
tiger

  
seal

  
giraffe

  
gorilla

  
peacock

  
elephant

**One Step Further**  
Draw a picture of a day at the zoo. Tell a story about your picture.




Kindergarten Essentials

**Let's Go to the Zoo**

213

**Directions:** Help the family find their way to the zoo.



GAMES

**One Step Further**

Tell a story about a day at the zoo. What animals did you see?


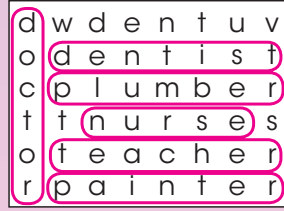


Kindergarten Essentials

**Community Helpers**

214

**Directions:** Circle the words in the puzzle. The words go across and down.



GAMES

**One Step Further**

What do you want to be when you grow up? Tell a story about it.


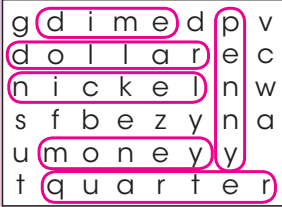


Kindergarten Essentials

**Money**

215

**Directions:** Circle the words in the puzzle. The words go across and down.



GAMES

**One Step Further**

Look around your home for all the loose change you can find. Count it.



Kindergarten Essentials

**Polar Bear Palace**

216

**Directions:** Circle 6 mistakes that are in the picture.



GAMES

**One Step Further**

If you were a polar bear, what would you do all day?



Kindergarten Essentials

**A Lost Mitten**

217

**Directions:** Help the girl find her mitten.



GAMES

**One Step Further**

Design a cool pair of mittens to wear in the winter.



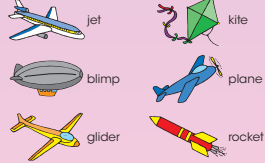
Kindergarten Essentials

ANSWER KEY

**In the Air**

**Directions:** Circle the words in the puzzle. The words go across and down.

p	f	b	l	i	m	p	y
l	e	g	k	i	t	e	j
a	d	h	i	b	k	z	e
n	x	c	j	m	a	l	t
e	r	o	c	k	e	t	u
w	v	g	l	i	d	e	r



**One Step Further**

Have you ever flown on a plane? Where would you like to fly?

Kindergarten Essentials

GAMES

**A Space Trip**

**Directions:** Help the rocket get to the moon.



**One Step Further**

Imagine you are flying to the moon. What might you see out the window?



Kindergarten Essentials

GAMES





# Kindergarten Essentials



Building a strong foundation for learning is an essential part of your child's future. Give your child the building blocks needed for school success with *Kindergarten Essentials*!

Inside this book, your child will find colorful practice pages that promote learning and fun in these key areas:

• Basic Skills

• Thinking Skills

• Reading

• Math

On each page, you'll find child-friendly directions, engaging activities, and complete skills practice to support your child's learning every step of the way.

A bonus feature at the bottom of each page, *One Step Further*, invites your child to apply new skills to real-world activities and hands-on experiences. It's the final building block in this complete program to help your child master essential school skills!

