


Get Ready!

2 Pupil's Book



Felicity Hopkins

Get Ready!

2 Pupil's Book

Felicity Hopkins

Note


Most of the activities in this book are oral. The words printed in black are there to guide the teacher. Only the words or letters printed in a colour are for the pupil to read or recognize.

Oxford University Press

Notes for the teacher

Get Ready! aims to give pupils a feel for English and to establish a sound basis for later learning. Pupil's Book 2 can be used alone or in conjunction with the Activity Book, Handwriting Book and Numbers Book. A cassette has recordings of all the dialogues and songs in the Pupil's Book. Where an item has been recorded a cassette symbol (B) appears in the Pupil's Book.

Get Ready!2 is divided into sixty steps. A step consists of one page in the Pupil's Book, one page in the Activity Book, and half a page in each of the Handwriting and Numbers Books. The sequence for a complete step is as follows:



Oral work

Most of the work based on Pupil's Book 2 is oral. Only the words or letters printed in a colour are for the pupil to read. The words in black are there to guide the teacher.

The pictures are to help the pupil, and the teacher should encourage the pupils to point to the pictures when reciting rhymes or singing songs. The expressions shown in the Language Summary do not all appear in the text of the Pupil's Book, but they should be used orally by the teacher. The Picture Practice pages are designed to practise vocabulary and these expressions. The Teacher's Book provides detailed notes on when to introduce them.

Reading

In *Get Ready!2* pupils will consolidate their recognition of the small letters and extend their knowledge of whole words. They are also introduced to the capital alphabet and will read a few simple sentences. These first reading skills are developed in both the Pupil's Book and the Activity Book.

The approach

The teacher should use choral and individual repetition and question and answer routines. Whenever possible, pupils should take on the role of the teacher and ask the questions. Games, such as the one in Step 10, are particularly suitable for this.

The songs are a very important element of *Get Ready!* and teachers should regularly use songs from earlier in the course. While singing, pupils should point to the pictures or perform the suggested actions. These reinforce meaning as well as make learning more enjoyable. Do not expect pupils to understand every word in the songs.

Accuracy

Do not be too concerned about accuracy. *Get Ready!* progresses slowly and pupils will gradually become aware of small differences and more able to imitate the teacher's model. Never try to explain language rules to very young learners.

Mother tongue

Most of the lesson should be in English but do use the pupils' own language when it would be helpful. You might use it, for example, when explaining a game or the meaning of a song.

Language summary

	Functional areas	Expressions	Vocabulary
Steps 1-15	Revision of Book 1 Location	Revision of Book 1 <i>What is your name ?</i> <i>Where is ... ?</i>	Revision of Book 1 Capital letters <i>on/under</i> Numbers 11, 12
Steps 16-30	Location Ability	<i>I can...</i>	<i>in</i> Furniture Parts of the face Verbs of movement: <i>run, jump, hop etc</i>
Steps 31-45	Ability	<i>Co-Co can ...</i>	Numbers 13-20 Farm animals Family
Steps 46-60	Preference Revision	<i>Jack likes ...</i> <i>I like ...</i> Revision	Clothes Food Revision

ISBN-13: 9780194339193


© Oxford University Press 1989
The moral rights of the author have been asserted
Database right Oxford University Press (maker)
First published 1989
2009 2008 2007

Typeset by Pentacor Limited, High Wycomb, Bucks
Printed in China

ACKNOWLEDGEMENTS
Illustrated by: Ray and Corinne Burrows

STEP 1

 Look and say



What is your name?

I am Jack.

How old are you?

I am five.



What is your name?

My name is Ann.

How old are you?

I am three.

 Song

What is your name?

How old are you?

What is your name?

I am six. I am Sue.

What is your name?

What is your name?

My name is Sue.




STEP 2

Game


What is number 6?




1 van



2 table



3 bike




4 balloon




5 desk



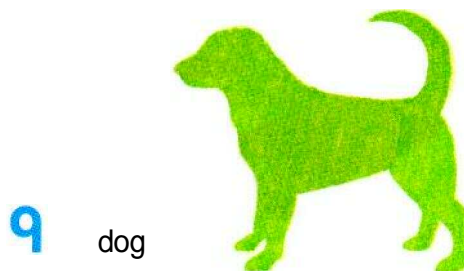
6 house




7 bed



8 shoe



9 dog






10 chair

STEP 3

Story

Bingo and the ball

<p>1</p>  <p>This is Bingo. Bingo has a little ball.</p>	<p>2</p>  <p>This is Ann. Ann is sad. Listen. <i>Bingo has my ball.</i></p>
<p>3</p>  <p>Look. Ann has the ball. Ann is happy.</p>	<p>4</p>  <p><i>Bingo is my friend.</i></p>

STEP 4

Letters


a A b B

Song

The name song

Ann is a name.
It has a big letter,
A big letter,
A big letter.
Ann is a name.
It has a big letter,
A big, big, big, big 'A'.

Ann



Bingo is a name.
It has a big letter,
A big letter,
A big letter.
Bingo is a name.
It has a big letter,
A big, big, big, big 'B'.

Bingo

STEP 5

Letters

c C

d D

e E

f F


g G

h H

i I


j J

Look and say



STEP 6

Picture practice



STEP 7

Read

a kite

a doll

a car

an elephant

a bear

a ball

a plane

a train



STEP 8

Song

Read it, write it

d-o-l-l

What is this word?

d-o-l-l

It is *doll*.


Read it, write it.

What is this word?

Read it, write it.

It is *doll*.

d ... o ... l ... l ... *doll!*



bear



b-e-a-r

What is this word?

b-e-a-r

It is *bear*.

Read it, write it.

What is this word?

Read it, write it.

It is *bear*.

b ... e ... a ... r ... *bear!*

STEP 9

Letters

k K

l L

m M

n N


o O

p P

q Q

r R

Look and say



STEP 10

Game

What colour is HA7?



Numbers

1 2 3 4 5	2
6 7 8 9 10	


STEP 11

Look and say

Where is Bingo?

Where is Ann?

1




on

2



3



under

4



STEP 12

Song

Put your hand on your head

Put your hand on your head,
One, two, three.
Put your hand on your head,
A-B-C.
Put your hand on your head,
One, two, three, A-B-C.
Put your hand on your head,
Sing with me.



1 2 3
A B C

Put your finger on your arm,
One, two, three.
Put your finger on your arm,
A-B-C.
Put your finger on your arm,
One, two, three, A-B-C.
Put your finger on your arm,
Sing with me.



1 2 3
A B C

Put your pencil on your shoulder,
One, two, three.
Put your pencil on your shoulder,
A-B-C.
Put your pencil on your shoulder,
One, two, three, A-B-C.
Put your pencil on your shoulder,
Sing with me.



1 2 3
A B C

STEP 13

Letters

s

S

t

T

u

U

v

V

w

W

x

X


y

Y

z

Z

Look and say



STEP 14

Song

The mouse is on the cat

The mouse is on the cat.
The mouse is on the cat.
E-I, E-I,
The mouse is on the cat.
(Where is the cat?)

The cat is on the dog.
The cat is on the dog.
E-I, E-I,
The cat is on the dog.
(Where is the dog?)

The dog is on the bear.
The dog is on the bear.
E-I, E-I,
The dog is on the bear.
(Where is the bear?)

The bear is on the box.
The bear is on the box.
E-I, E-I,
The bear is on the box.

(Where is the mouse?)
The mouse is on the cat.
The cat is on the dog.
The dog is on the bear.
The bear is on the box.
E-I, E-I,
The box is on the floor.




STEP 15

Game

My robot is green.

Is it 6HF?



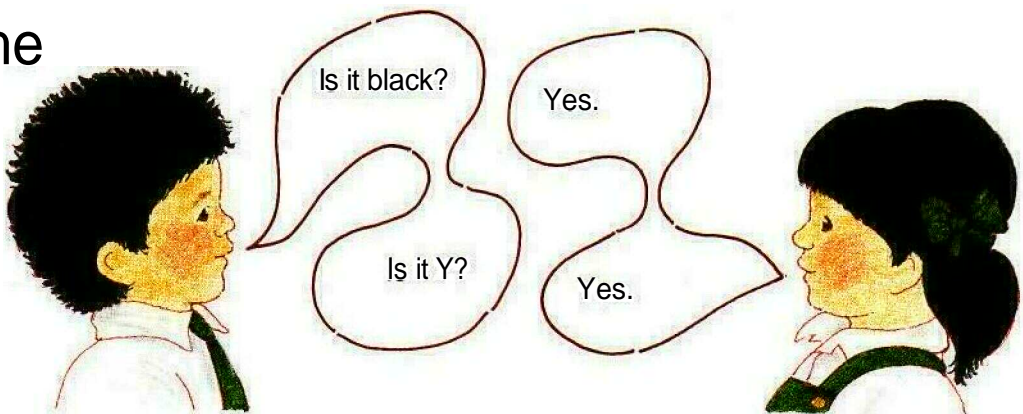
STEP 16

 Song

Big alphabet song

A B C D E F G
H I J K L M N
O P Q R S T U
V W X Y Z

Game



STEP 17

Look and say

Where is the green doll?

Where is the yellow bear?

in

1



In the box

2



In the cupboard

3



In the drawer

4

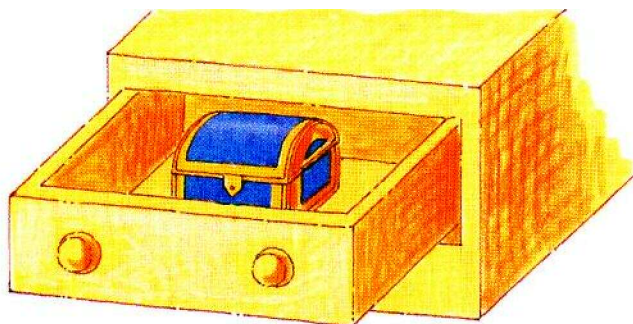


In the bag

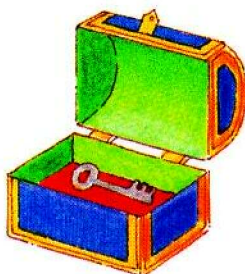
STEP 18

Rhyme

In my room, I have a drawer.
Look, look, look in my drawer



In my drawer, I have a box.
Look, look, look in my box.




In my box I have a key.

Put the key in the lock,
Open the cupboard door.





Is it a cat? Is it a lion
Sitting on the floor?



STEP 19

Story

Bingo and the mouse

<p>1</p>  <p>A mouse is on the table.</p>	<p>2</p>  <p>Bingo is on the floor.</p>
<p>3</p>  <p>Look at Bingo. Look at the mouse. Look at the jug.</p>	
<p>4</p>  <p>The jug is on the floor.</p>	<p>5</p>  <p>Bingo is sad. Bingo is under a chair.</p>

STEP 20

Song

Where is little Bingo?

Where is little Bingo?


Where is the mouse?

Under a table in my house.

Look at little Bingo,

Chasing the mouse,

Under a table in my house.



Where is little Bingo?


Where is the mouse?

Under a cupboard in my house.

Look at little Bingo,

Chasing the mouse,

Under a cupboard in my house.



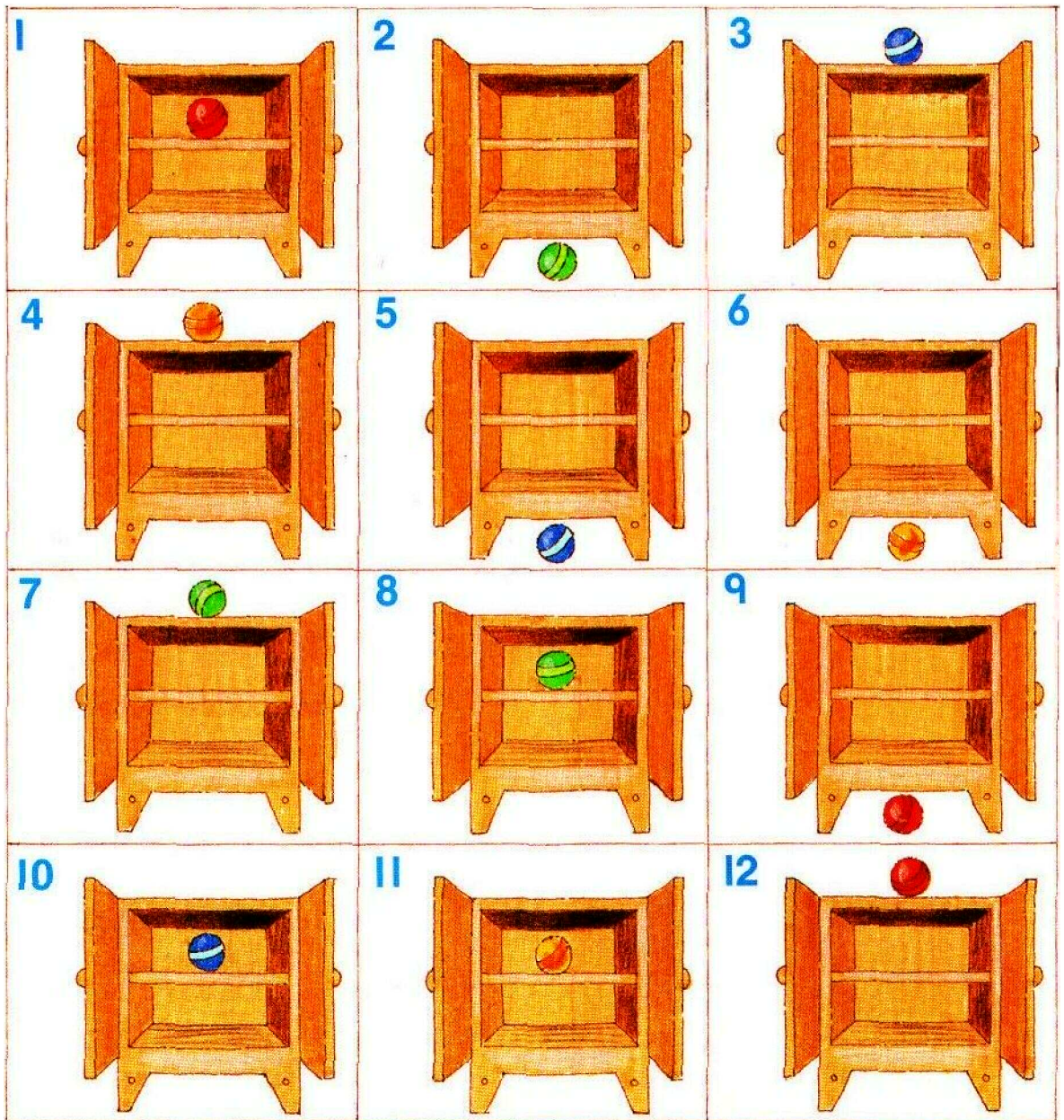
STEP 21

Game

Is it a red ball?

Is it on the cupboard?


Is it number 12?




STEP 22

Read

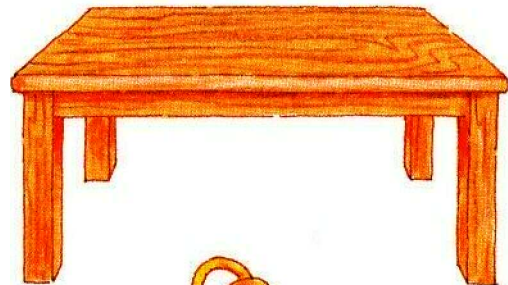
a box



a cupboard




a table



a bag




a chair



STEP 23

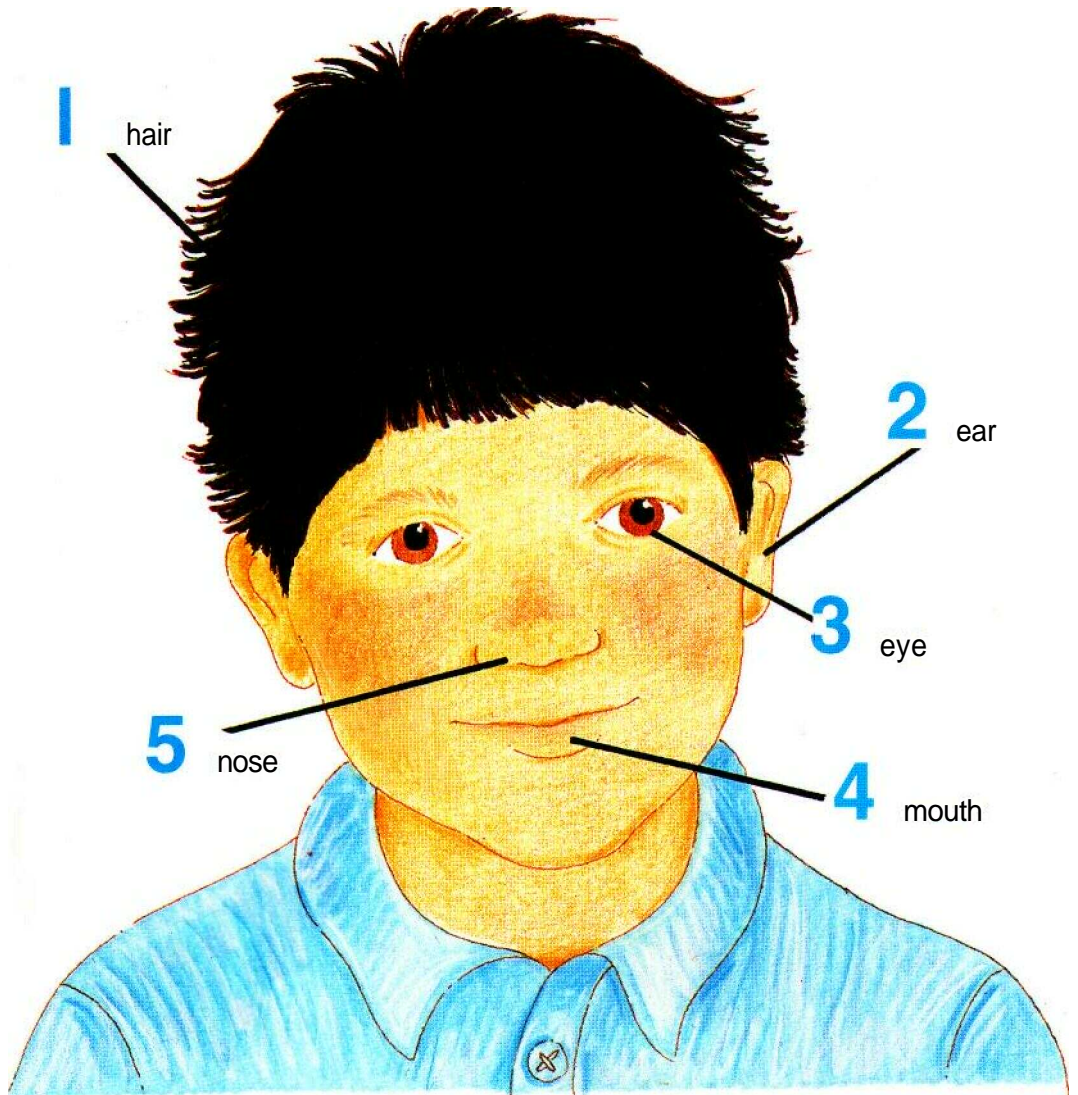
Picture practice

Where is ... ?



STEP 24

Look and say



STEP 25

Game

My clown has blue hair and
a white mouth.

Is it Do-Do?




Zo-Zo



Co-Co



Jo-Jo



Do-Do

STEP 26

Song

Funny face

Paint your hair and paint your nose.
Show me. Show me.
Paint your hair and paint your nose.
Show me a funny face.



Funny hair,
Funny nose.
I have a funny face.



Paint your eyes and paint your mouth.
Show me. Show me.
Paint your eyes and paint your mouth.
Show me a funny face.



Funny eyes,
Funny mouth.
I have a funny face.



STEP 27

 Look and say



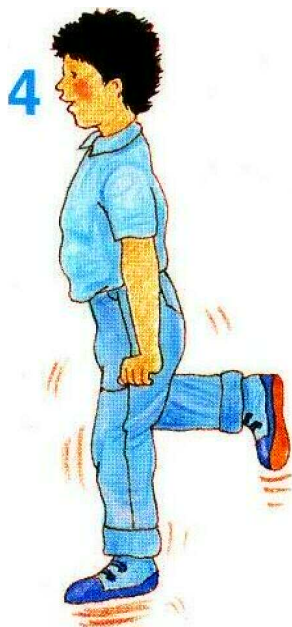
I can sing.



I can clap.



I can run.



I can hop.



I can dance.



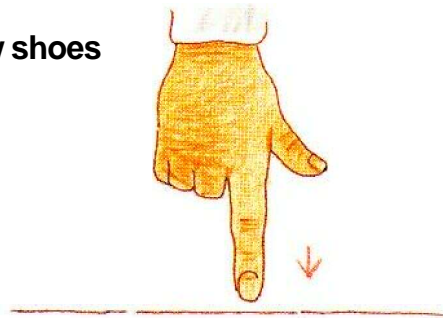
I can jump.

STEP 28

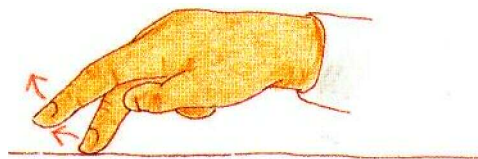
Song

Hop, hop, I can hop.
I can hop in my new shoes.
Red, black, orange and blue.
Look at me in my new shoes.

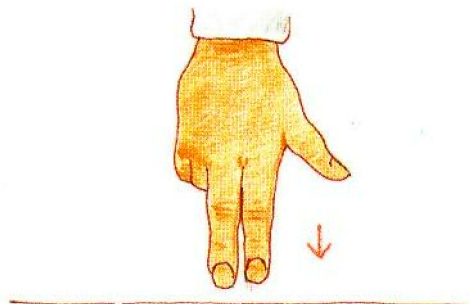
My new shoes



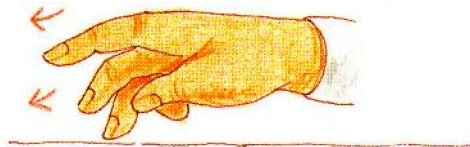
Run, run, I can run.
I can run in my new shoes.
Red, black, orange and blue.
Look at me in my new shoes.



Jump, jump, I can jump.
I can jump in my new shoes.
Red, black, orange and blue.
Look at me in my new shoes.



Dance, dance, I can dance.
I can dance in my new shoes.
Red, black, orange and blue.
Look at me in my new shoes.



STEP 29

Read

I can run.




I can jump.



I can sing.



I can clap.



STEP 30

Picture practice

I can see ...



STEP 31

Story

Co-Co's friends



Co-Co is a clown.
Co-Co is sad.




Here is Zo-Zo.
Zo-Zo can play the guitar.



Listen to Do-Do.
Do-Do can play the drum.



Look at Jo-Jo.
Jo-Jo can clap.



Now Co-Co is happy.

STEP 32

Song

Red guitar

I can play my red guitar.
I can play my red guitar.
I can play my red guitar.
Dance, Co-Co, dance!



I can play my little drum.
I can play my little drum.
I can play my little drum.
Dance, Co-Co, dance!



I can clap and I can sing.
I can clap and I can sing.
I can clap and I can sing.
Dance, Co-Co, dance!



STEP 33

Game

How many guitars?

How many green drums?




STEP 34

Numbers


1 2 3 4 5 6

7 8 9 10 11 12


13




14



15




16




STEP 35


Look and say




sheep




horse



hen



cow




goat

STEP 36

Song


My farm

1



In my bedroom, in my house,
On the floor, I have a farm.
In my farm I have a cow.
Listen to my cow.
A-moo-moo-moo goes my cow.
Listen to my little farm.
Listen to my farm.

2




In my bedroom, in my house,
On the floor, I have a farm.
In my farm I have a sheep.
Listen to my sheep.
A-baa-baa-baa goes my sheep.
A-moo-moo-moo goes my cow.
Listen to my little farm.
Listen to my farm.

3

4

5



STEP 37


Picture practice




STEP 38

Read


I have a cow.




I have a sheep.



I have a hen.



I have a goat.



STEP 39

Story


Ann's family

1



I am Ann.
This is my
family.

2



My mother ...
Hello.

3



My father ...
Hello.

4



My brother ...
*Hello, I am
Jack.*

5



This is my big
sister.
*Hello, my name
is Sue.*

6




This is Jenny.
Jenny is my baby sister ...

STEP 40


Look and say

I am a robot.


This is my family ...




My brother has a blue mouth.



My sister has ...



My father has ...




My mother has ...


STEP 41

Read


my father




my mother



my brother



my sister



STEP 42

Song

This is my family

This is my family.
Squeak-squeaky, squeak-squeaky.
I am a white mouse, I live in a hole.

Father and mother,
Sister and brother.
Squeak-squeaky, squeak-squeaky,
We live in a hole.




This is my family.
Cheep-cheepy, cheep-cheepy.
I am a blackbird, I live in a nest.

Father and mother,
Sister and brother.
Cheep-cheepy, cheep-cheepy,
We live in a nest.



This is my family.
Miaow-miaowy, miaow-miaowy.
I am a brown cat, I live in a farm.

Father and mother,
Sister and brother.
Miaow-miaowy, miaow-miaowy,
We live in a farm.



STEP 43

Numbers

1 2 3 4 5 6 7 8 9 10




11 12 13 14 15 16

17

18

19

20



STEP 44



Song

Twenty in the class

One, two, three, four, five, six, seven, eight,
Nine, ten, eleven, twelve,
Thirteen, fourteen, fifteen,
Sixteen, seventeen, eighteen,
Nineteen, twenty children in the class.

I can count the children in the class.
I can count the children in the class.
I can count the boys,
I can count the girls,
I can count the children in the class.

One, two, three, four, five, six, seven, eight,
Nine, ten, eleven, twelve,
Thirteen, fourteen, fifteen,
Sixteen, seventeen, eighteen,
Nineteen, twenty children in the class.



STEP 45

Look and say



trousers


dress

shirt

Picture practice

Sue has a yellow dress.

Jack has blue shoes.




STEP 46

Read

a shirt



trousers



a dress



shoes




STEP 47

Game

What is the difference?

Dress A has red triangles. Dress B has green squares.

1



A

B


2



A

B

3



C

D

4



C

D

5



E

F

6



E

F

STEP 48

Rhyme

Baby's shoe.



Sister's shoe.



Brother's shoe.



Mother's shoe.





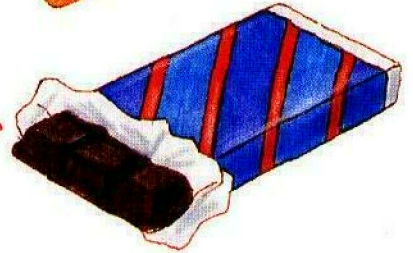


FATHER'S SHOE!



STEP 49

Look and say

Jack likes ice cream.





STEP 50

Song

Yummy yummy

I like chocolate,
Yummy, yummy.
I like chocolate,
I like cake.
Cake and chocolate,
Yummy, yummy.
I like chocolate,
I like cake.



I like ice cream,
Yummy, yummy.
I like ice cream,
I like sweets.
Sweets and ice cream,
Yummy, yummy.
I like ice cream,
I like sweets.



Yummy, yummy.



STEP 51

Look and say

I like ...

 <p>presents</p>	 <p>clowns</p>	 <p>sweets</p>	 <p>books</p>
 <p>chocolate</p>	 <p>dolls</p>	 <p>apples</p>	 <p>oranges</p>
 <p>ice cream</p>	 <p>balloons</p>	 <p>cars</p>	 <p>kites</p>
 <p>cake</p>	 <p>planes</p>	 <p>robots</p>	 <p>trains</p>

STEP 52

Game

I can see a 'b'.

Is it a bed?

ball, bear, bed, bike, boat, book, box, car,
cat, clown, cow, cupboard, dog, doll, door,
dress, drum, elephant, goat, guitar, hen, horse,
house, kite, lion, monkey, mouse, pencil, plane,
robot, table, tree, trousers, van, window.



STEP 53

 Story

Friends

1




I am Sammy.

2



I have a drum.

3



This is Peter.

Peter has a big red bike.

4



I can ride the big red bike.

5



Peter can play my drum.

6



I like Peter.

Peter is my friend.

STEP 54

Song

I can play today

Where is Peter? I am sad,
I am sad, I am sad.
I like Peter, I like my friend,
But I am sad today.



Here is Peter. Here is my friend.
Hello, hello, hello, hello.
I like Peter, hello, hello.
Now I can play today.



Where is Jenny? I am sad,
I am sad, I am sad.
I like Jenny, I like my friend,
But I am sad today.

Here is Jenny. Here is my friend.
Hello, hello, hello, hello.
I like Jenny, hello, hello.
Now I can play today.

STEP 55

Game

Is it a number?

Is it a green number?

Is it sixteen?

13	R	y	14
D	16	18	20
11	19	T	B
N	A	15	H
17	L	Q	12

STEP 56

Read

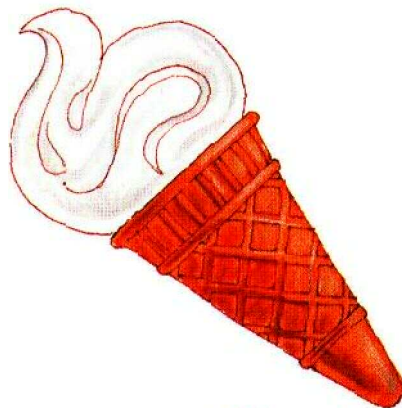
I like sweets.




chocolate



ice cream



I like cake.





STEP 57

*Game

What is the difference?

In picture A the bike is red.

In picture B the bike is blue.



*The ten differences between the pictures are listed at the bottom of the word list on the last page of this book.

STEP 58

Song

Goodbye little English boys

I can say *hello*.
Hello little English boys.
Hello little English girls.
I can say *hello*.



I can read and write.
Read and write the ABC,
Count the numbers 1 2 3.
I can read and write.

A B C
1 2 3

I can say *goodbye*.
Goodbye little English boys.
Goodbye little English girls.
Goodbye Jack and Sue.



STEP 59

Game


Is it a blue word?

Is it *chair*?

cupboard	sheep
sister	table
cake	chocolate
cow	bag
chair	hen
horse	brother
ice cream	box
dress	goat

STEP 60

Picture practice



Word list

(Numbers indicate the step in which the word is first used in the text of the Pupil's Book.

*Indicates the words that have already been met in Pupil's Book 1)

3 a*	17 drawer	15 is it?*	3 sad
16 alphabet*	45 dress (<i>noun</i>)	4 it*	30 see
1 am*	31 drum	19 jug*	44 seven*
3 and*	24 ear	27 jump	44 seventeen
51 apple*	44 eight*	18 key	35 sheep
1 are	44 eighteen	7 kite*	45 shirt
12 arm*	7 elephant*	4 letter (alphabet)*	2 shoe*
39 baby (<i>adjective</i>)	44 eleven	49 like (s)	12 shoulder*
48 baby (<i>noun</i>)	58 English	18 lion*	26 show me*
17 bag*	24 eye	3 listen*	12 sing*
3 ball*	26 face	3 little*	39 sister
2 balloon*	39 family	42 live (<i>verb</i>)	18 sitting
7 bear*	36 farm	18 lock (<i>noun</i>)	1 six*
2 bed*	39 father	3 look	44 sixteen
36 bedroom	44 fifteen	19 look at*	4 song*
4 big*	12 finger*	12 me	47 square (<i>noun</i>)*
2 bike*	1 five*	52 monkey*	50 sweet (<i>noun</i>)*
16 black*	14 floor*	39 mother	2 table*
42 blackbird	44 four*	14 mouse	44 ten*
25 blue*	44 fourteen	24 mouth*	3 the*
52 boat*	3 friend	1 my*	44 thirteen
51 book*	26 funny	1 name	3 this
14 box*	44 girl*	42 nest*	1 three*
44 boy*	35 goat	28 new	54 today
39 brother	36 goes*	44 nine*	7 train*
42 brown*	58 goodbye*	44 nineteen	52 tree*
54 but	15 green*	24 nose	47 triangle*
50 cake*	31 guitar*	31 now	45 trousers
27 can	24 hair	2 number	44 twelve
7 car*	12 hand*	11 on	44 twenty
14 cat*	3 happy	12 one*	12 two*
2 chair*	3 has*	18 open (<i>verb</i>)*	11 under
20 chasing	18 have*	28 orange (<i>adjective</i>)*	2 van*
44 children	12 head*	51 orange (<i>noun</i>)*	42 we
50 chocolate	39 hello*	26 paint (<i>verb</i>)	1 what?*
27 clap*	35 hen*	12 pencil*	11 where is?
44 class	31 here*	57 picture	25 white*
25 clown	42 hole	7 plane*	52 window*
10 colour (<i>noun</i>)	27 hop	31 play	12 with
44 count	35 horse	51 present (<i>noun</i>)*	8 word
35 cow	2 house*	12 put	8 write
27 dance (<i>verb</i>)	33 how many?*	8 read	17 yellow*
2 desk*	1 how old?*	21 red*	16 yes*
47 difference	1 I*	53 ride (<i>verb</i>)	1 you
2 dog*	49 ice cream	15 robot*	1 your
7 doll*	17 in*	18 room	
18 door*	1 is*	27 run	

Step 57 Picture B has the following ten differences from Picture A. The bike is blue. Sue has a green dress. Jack has a blue shirt. Jack has black trousers. Sue has green shoes. Jack has a small ball. The bag has red squares. The bear (in the bag) is little. The doll has a red nose. The doll has a blue hat.