



I KNOW

Ages
3+

Basic Concepts

With
150
Stickers!

Recognize
Colors & Shapes

Understand
Opposites

Learn Letters
& Numbers



CIRCLE



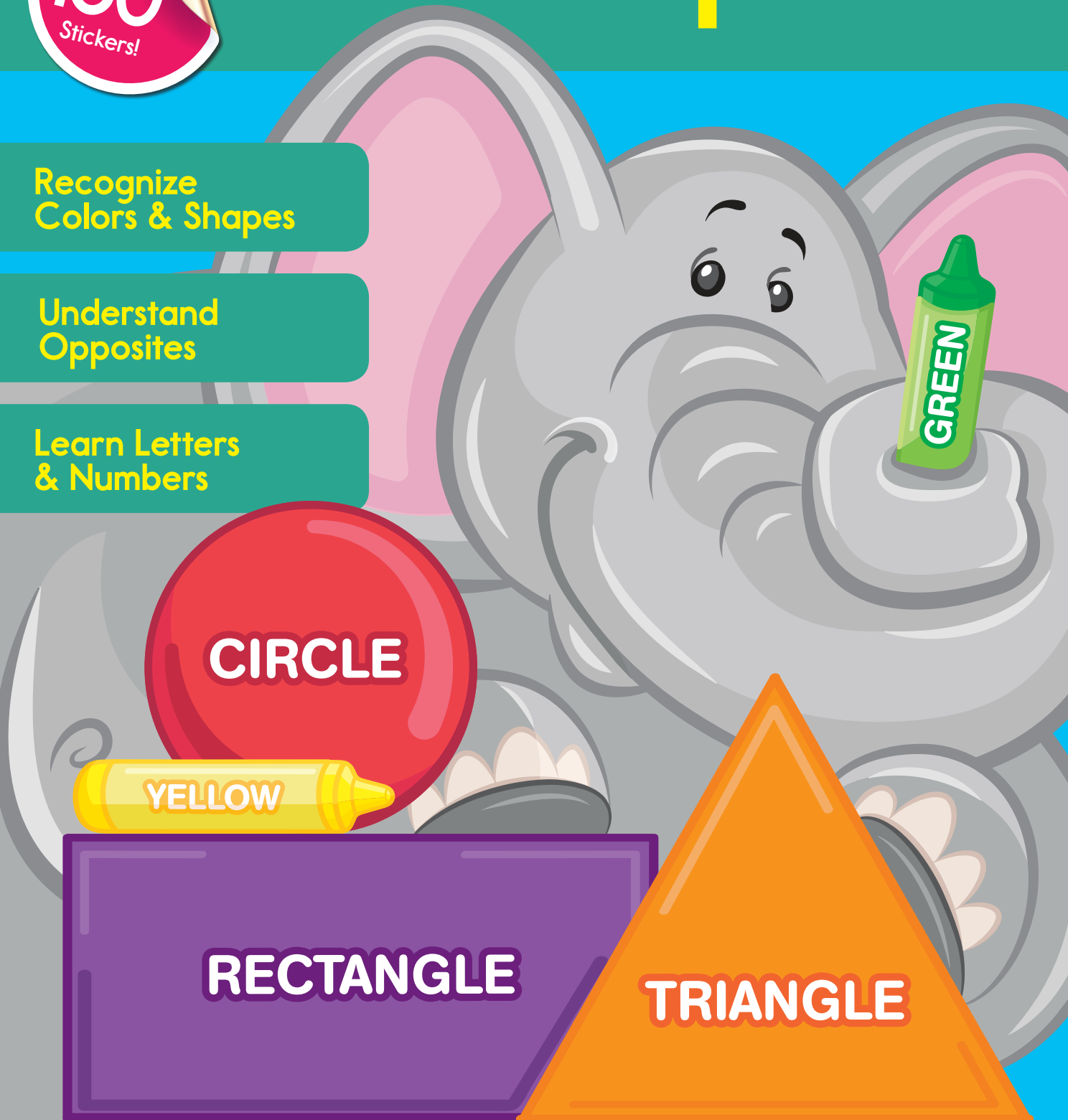
YELLOW



RECTANGLE

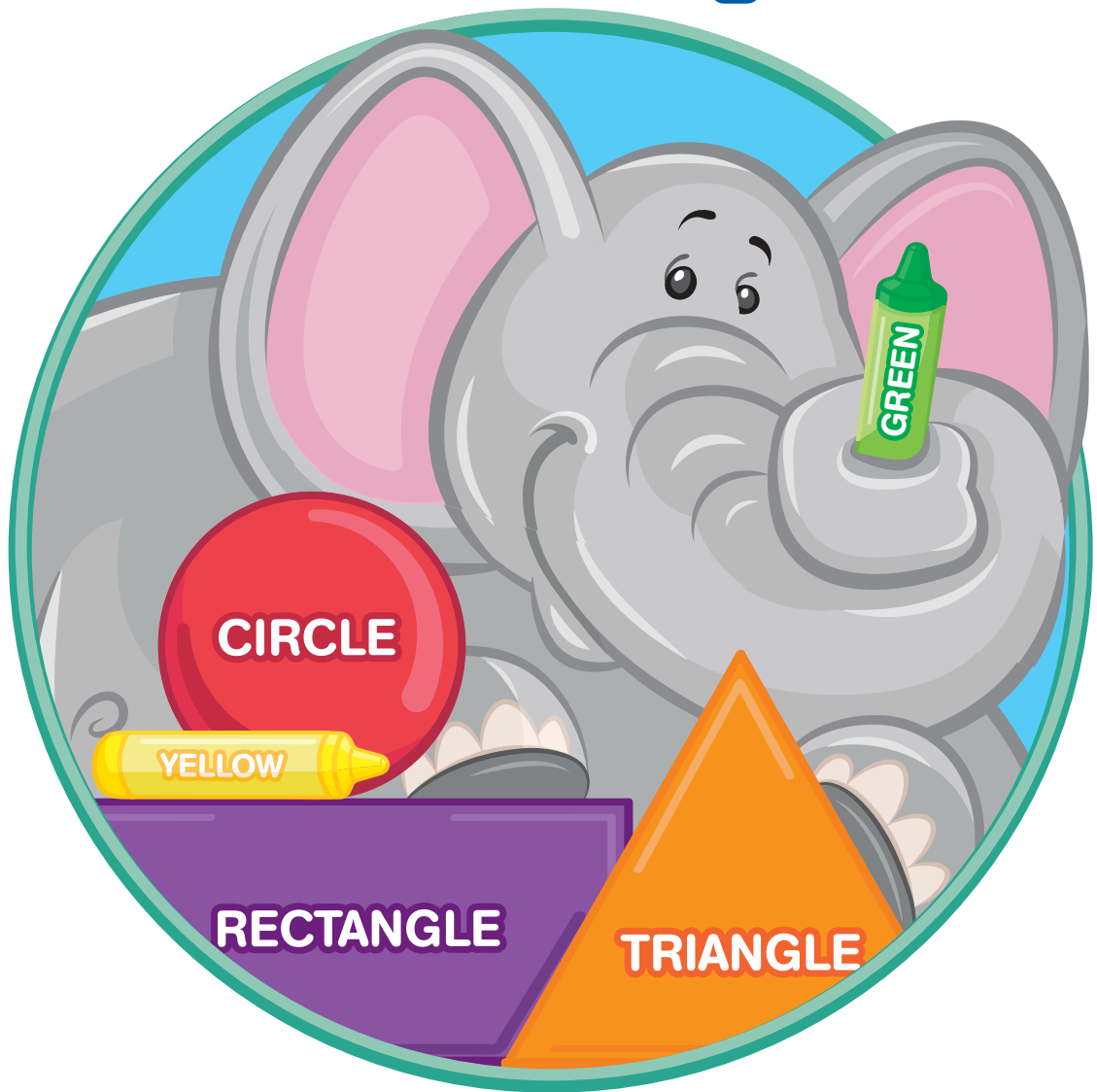


TRIANGLE



Ages
3+

I KNOW **Basic Concepts**



Brighter Child®
Carson-Dellosa Publishing LLC
Greensboro, North Carolina

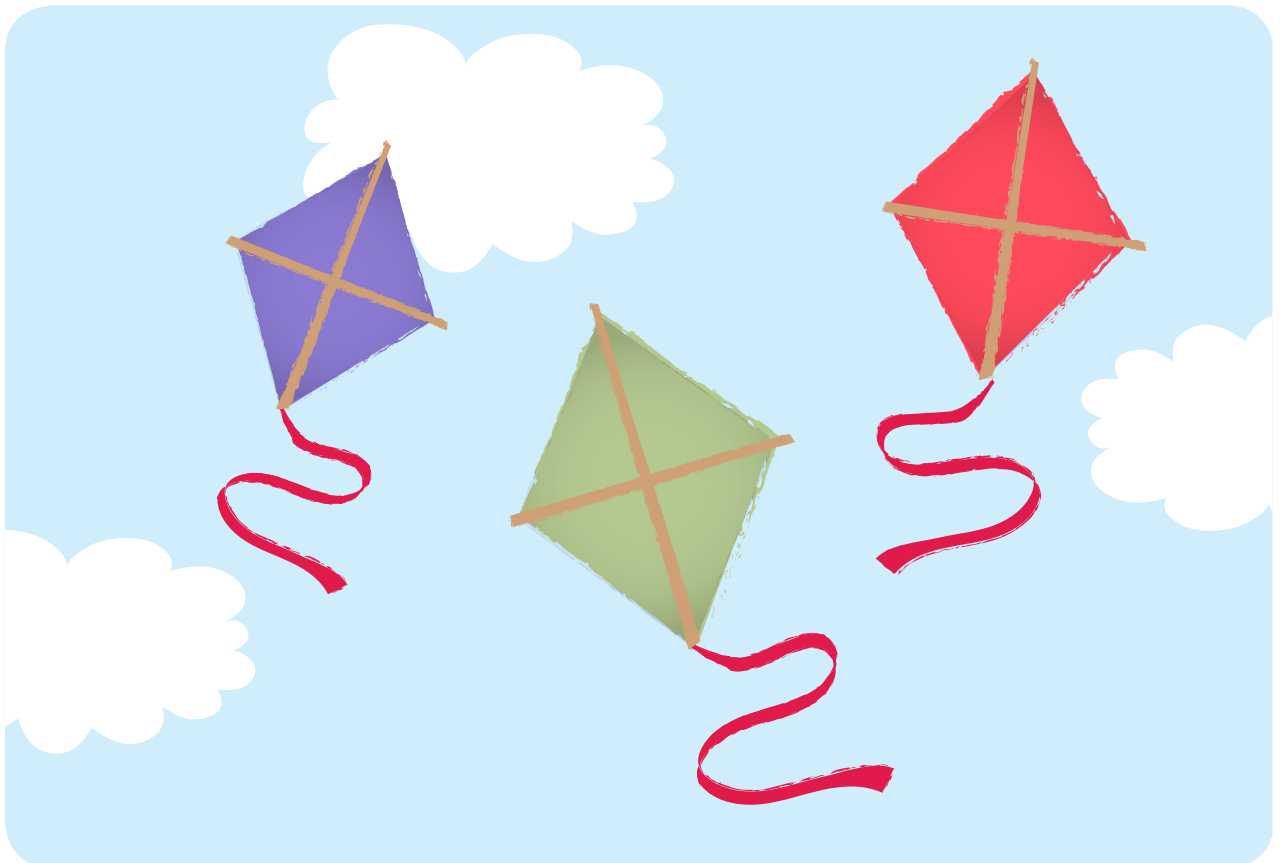
Brighter Child®
Carson-Dellosa Publishing LLC
PO Box 35665
Greensboro, NC 27425 USA

© 2018 Carson-Dellosa Publishing LLC. Except as permitted under the United States Copyright Act, no part of this publication may be reproduced, stored, or distributed in any form or by any means (mechanically, electronically, recording, etc.) without the prior written consent of Carson-Dellosa Publishing LLC. Brighter Child® is an imprint of Carson-Dellosa Publishing LLC.

ISBN 978-1-4838-5035-1

Contents





Colors	4-13
Shapes.....	14-21
Same & Different.....	22-29
More & Less	30-33
Opposites.....	34-41
Categories.....	42-47
Counting.....	48-55
Letters & Sounds.....	56-63
I Know How to Write My Name	64




Colors

Red

Color the pictures red.



How many apples are red? Circle the number.





2 3 4

4







Colors

Orange

Circle the orange objects.





Circle the fish that comes next.



Colors

Yellow

Circle the yellow objects.






Color the gifts with any colors and patterns you like.









Colors

Green

Color the animals green.




Draw more green shapes to make 10 in all.


Colors

Blue

Color the spaces with ★ blue. Color the spaces with ☾ black.






Color the planet. Make the land green. Make the water blue.



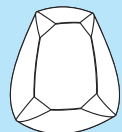
Colors

Purple

Circle the purple objects.




Color the jewel that comes next.



Colors

Pink


Color the pictures pink.




Circle **p** in each word.



pie



pizza






sheep

Colors

Brown

Circle the brown objects.




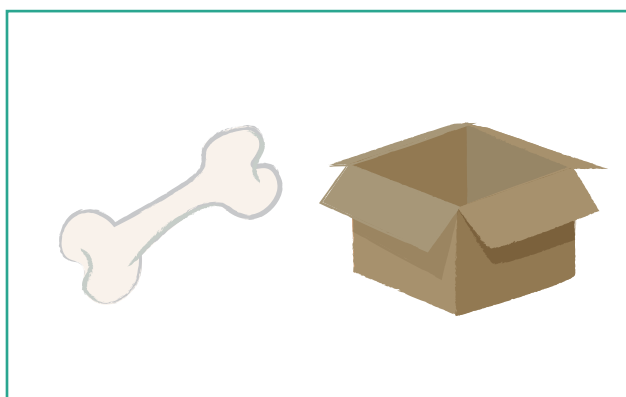
Circle the chest that is open.



Colors

White

In each box, draw an **X** on the object that is **not** white.







Color inside the glasses to fill them up. Use different colors for milk, juice, and tea.




Colors

Black


Color the objects black.



Color a sky in each window to match the word.



day

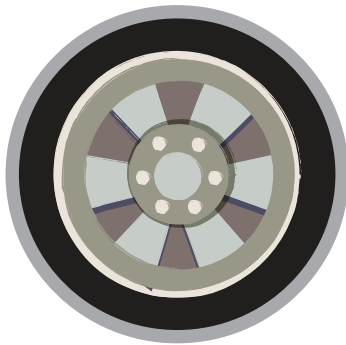


night


Shapes

O Circle

Trace each circle.



How many circles? Circle the number.



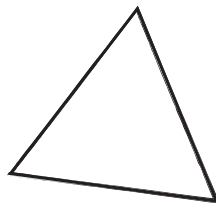








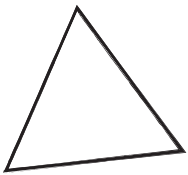
2 3 4

Shapes




Square

Color the squares.



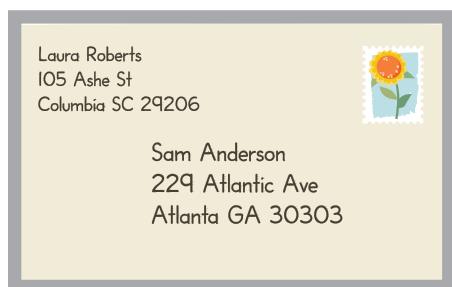
Trace each square. Make it into a window, a game board, a picture frame, or something else.



Shapes

Rectangle

Trace each rectangle.



Draw and color the shape that comes next.




Shapes




Triangle


Trace the triangles. Color the sails and the flag.



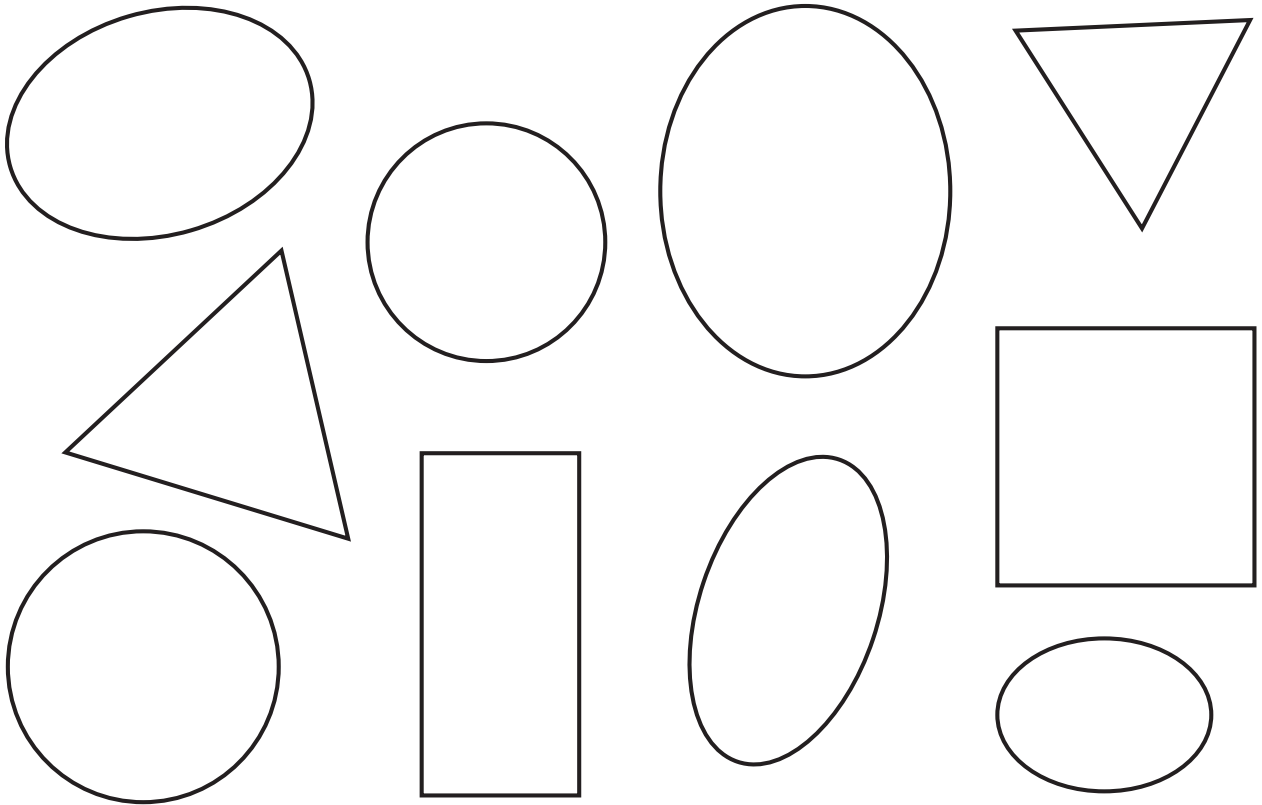
Circle the objects that have three sides.



Shapes



Color the ovals.



Draw four eggs in the nest.

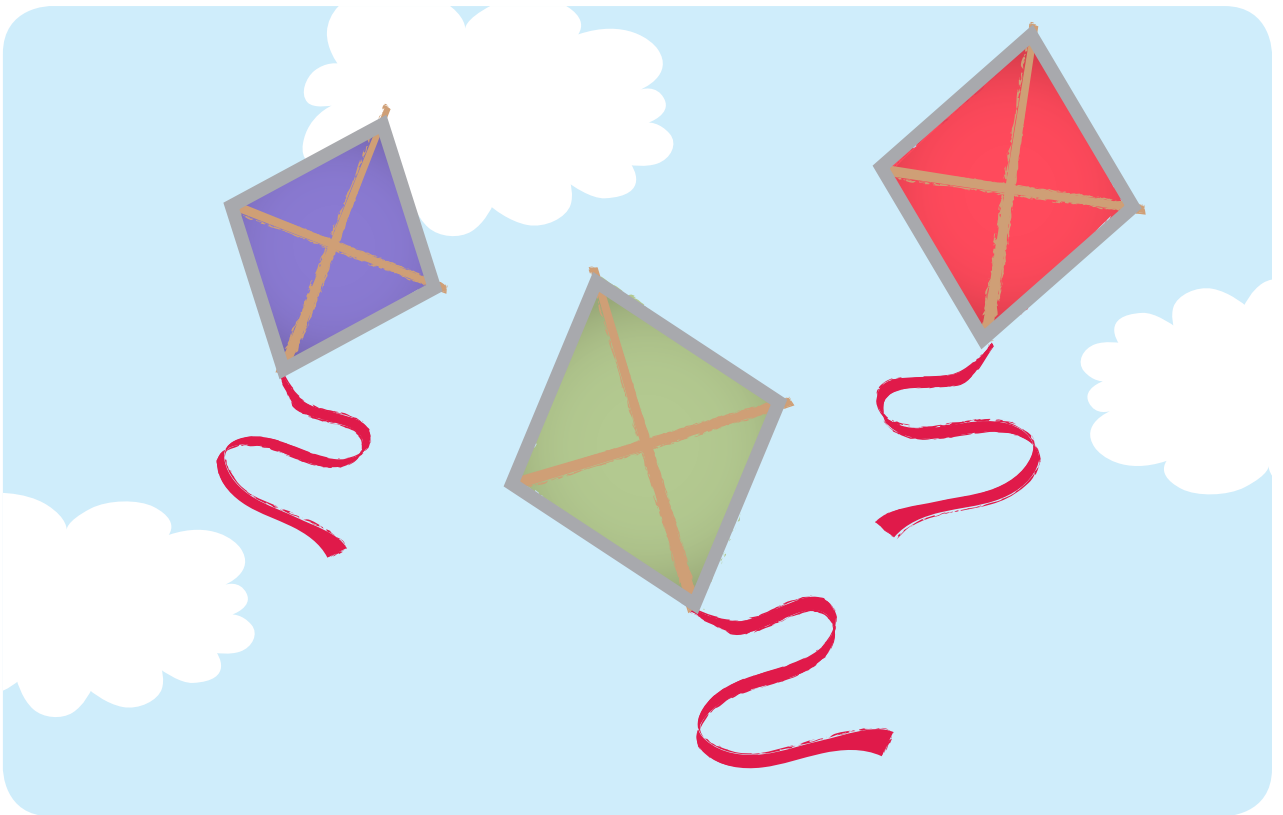


Shapes




Rhombus

Trace each rhombus.



Draw and color the shape that comes next.

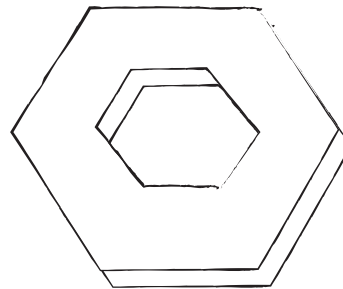
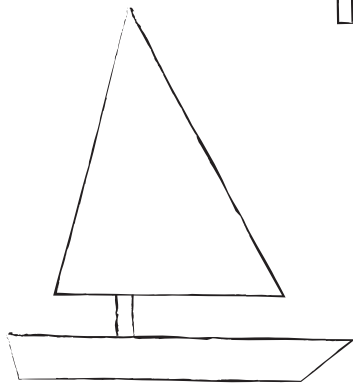





Shapes



Hexagon

Color the objects that are shaped like hexagons.



How many sides does each shape have?
Match the numbers and shapes.





3

4

6






Shapes

Use the code to color the shapes.




Same & Different

Look at the picture in the box. Circle the picture that is the same.






Circle the foods that are good for your body.




Same & Different

Look at the picture in the box. Circle the picture that is the same.

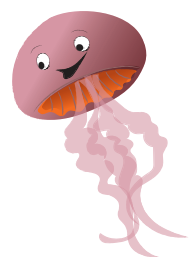
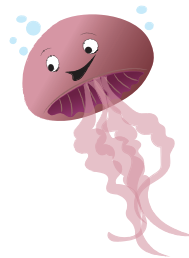
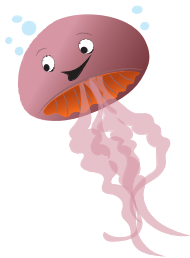
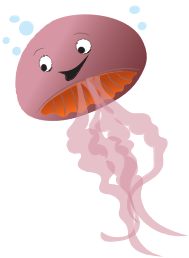


Draw more spoons to make 10 in all.



Same & Different

Look at the picture at the beginning of each row.
Circle the picture that is the same.





Circle things you might find at the beach.




Same & Different

In each row, circle two pictures that are the same.




Draw five flags on
the sandcastle.




Same & Different

Look at the picture in the box. Circle the pictures that are different.



Circle the animals that can fly.



Same & Different

Look at the picture in the box. Circle the pictures that are different.



Circle **t** in each word.



tower



tent




boot

Same & Different

Look at the picture at the beginning of each row.
Circle the picture that is different.





Use the parts to draw your own monster.



Same & Different

Look at the picture on the left. Circle six things in the picture on the right that are different.

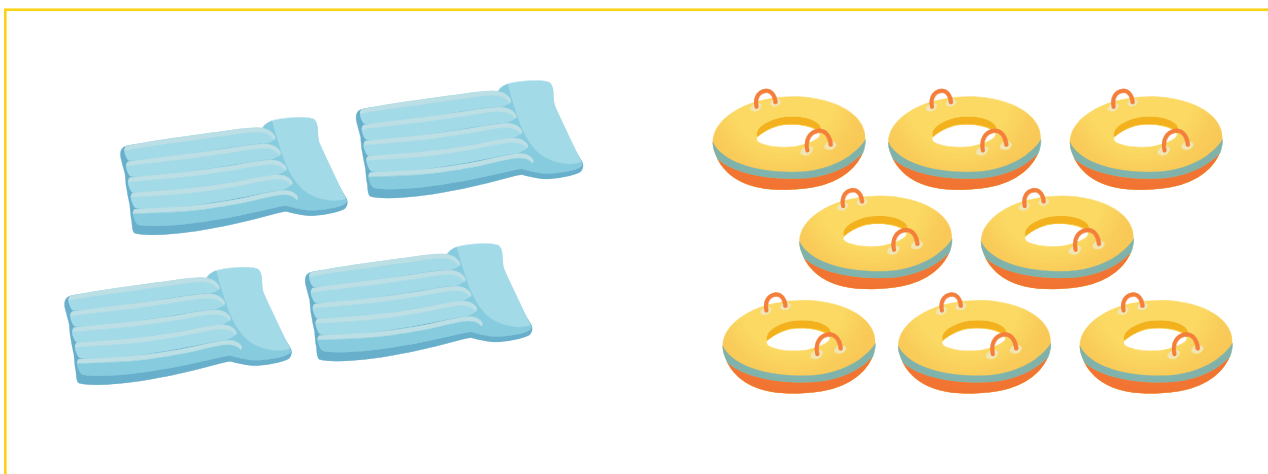



Draw a monster for each tail.




More & Less

In each box, circle the group that has more.







Count the swim fins. Circle the number.







More & Less

Count the items in each group. Draw a line under the number. Then, circle the group in each box that has more.

	
4 5	7 8

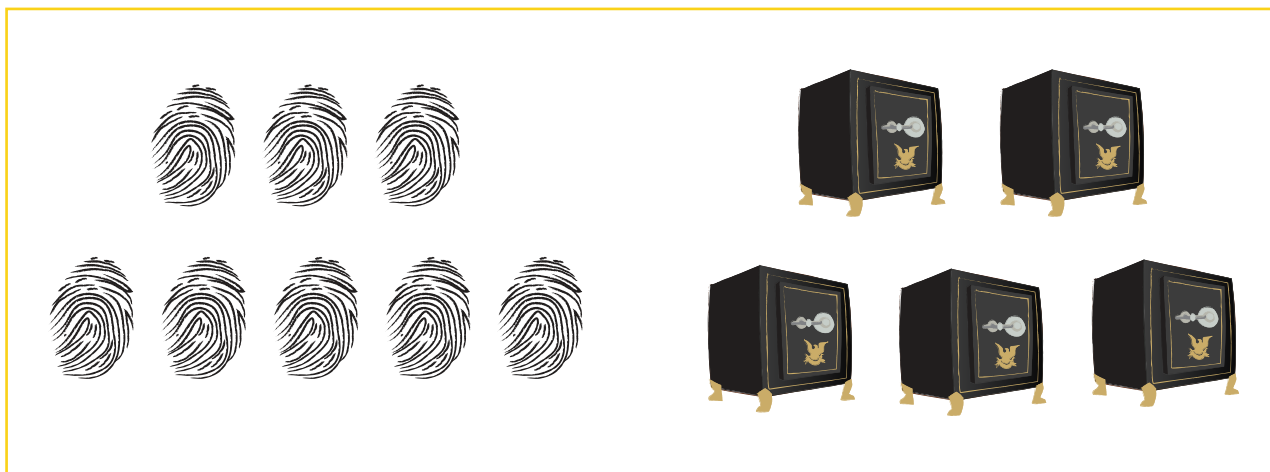
	
8 9	3 4

Color the sun with the number that is greatest.



More & Less

In each box, circle the group that has less.

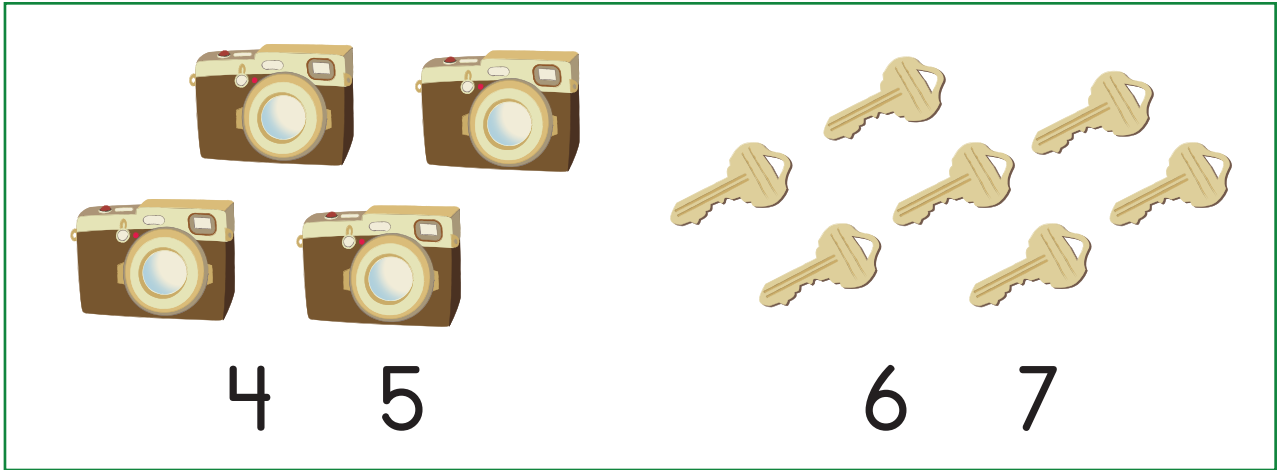


Circle the building that is shorter.

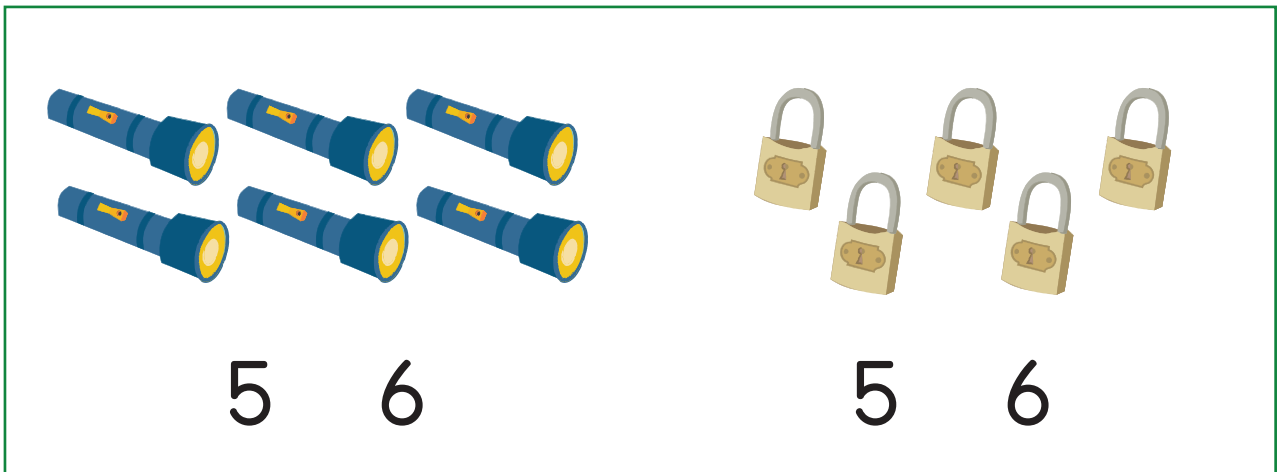


More & Less

Count the items in each group. Draw a line under the number. Then, circle the group in each box that has less.


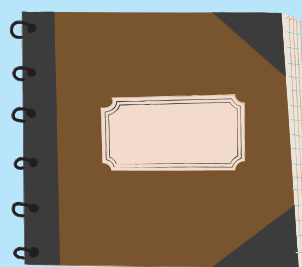



4 5 6 7



5 6 5 6





Circle the smallest notebook.




Opposites

Big/Little

In each box, circle the pet that is bigger.



Count the birds. Circle the number.







4 5 6


Opposites

Top/Bottom

Circle **top** or **bottom** to tell where the rabbit is.



Circle the word that tells where the rabbit is now.






in
out

Opposites

Hot/Cold

In each box, color the hot thing red. Color the cold thing blue.



Write the missing letters to spell **hot**.

h o



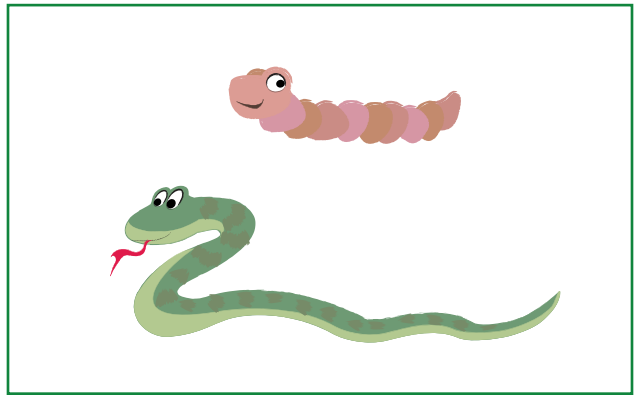
h t

 o t

Opposites

Long/Short

In each box, circle the object that is longer.




Look at the worm. Draw a worm that is longer.



Opposites

Soft/Hard

Circle **soft** or **hard** to describe each object.




soft

hard



soft

hard



soft




hard



soft

hard





Circle the pillows that are the same.



Opposites

Open/Closed

Circle the objects that are open. Draw an **X** on the objects that are closed.



Circle the word that rhymes with **box**.



bed



fox


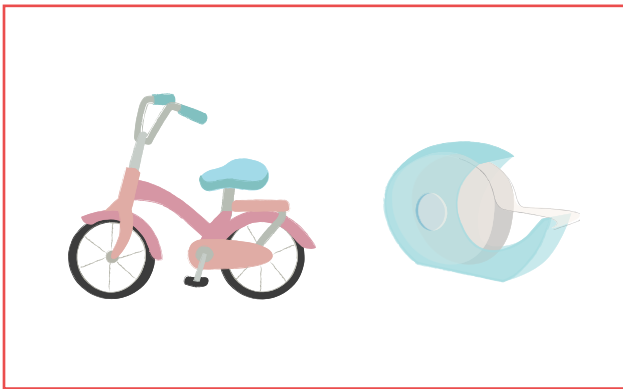




lock


Opposites

Light/Heavy

In each box, circle the object that is heavier.




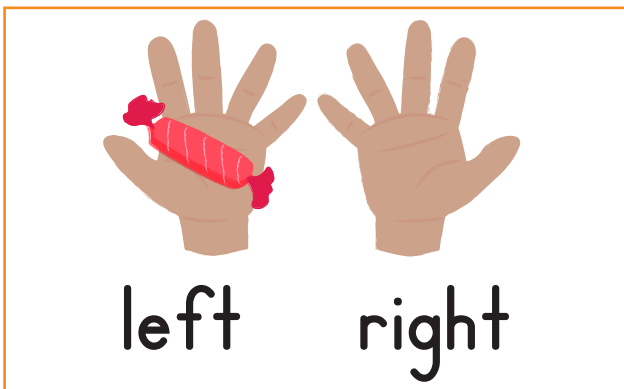

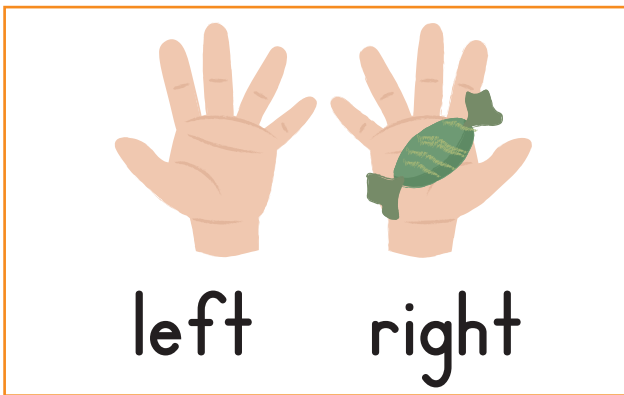
Draw more balloons to make six in all.



Opposites

Left/Right

Circle **left** or **right** to tell which hand is holding the candy.




Circle the candy that comes next.



Categories

Color the animals brown. Color the vehicles blue.



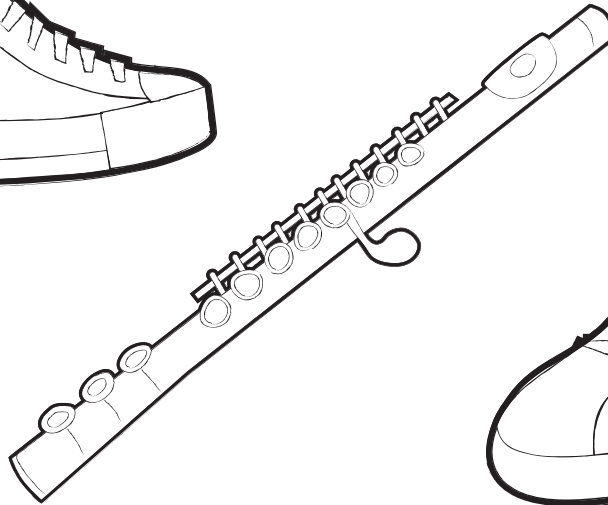
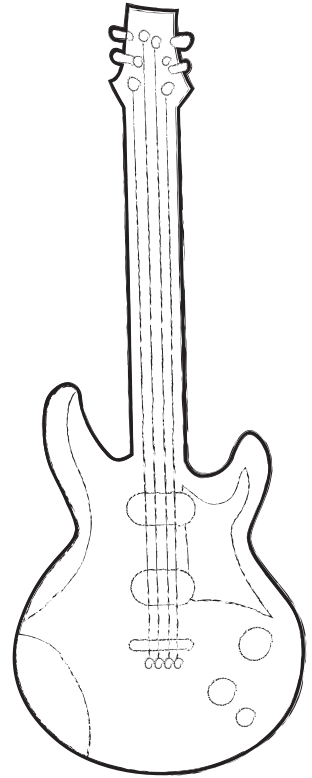


Circle the letter that makes the sound you hear at the beginning of each animal's name.




d t b

Categories

Color the instruments green. Color the shoes red.






Draw something else that belongs with the objects.




Categories

Circle the objects that give light.



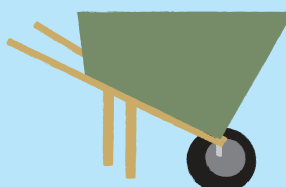
Circle the animals with fur.



Circle things to ride in or on.





I have two legs, but they only touch the ground when I am not moving. What am I? Circle the answer.

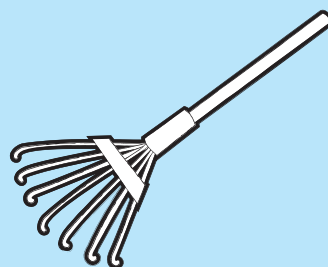



Categories

In each row, circle three things that go together.





Color the picture whose name rhymes with **cake**.



Categories

In each row, cross out the object that does not belong.





Draw something that belongs with a tent.



Categories

In each row, cross out the object that does not belong.



Draw an **X** on the mugs that are empty.




Counting


Count the animals. Match the groups and numbers.




5




2



3




1




4

Circle the animal with the longer tail.




Counting


Count the animals. Match the groups and numbers.




8




10



6




9



7

How many feet do three ducks have? Circle the number.



4

6


8

Counting


Count the objects. Circle the number.



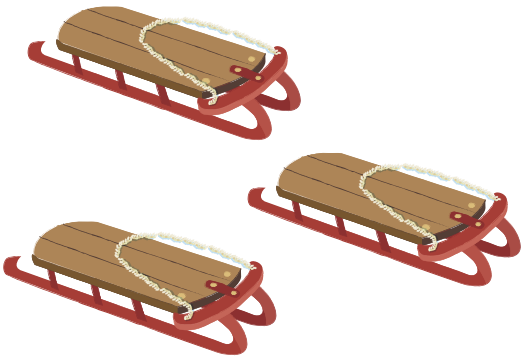
3 4 5



1 2 3




3 4 5




2 3 4

Circle the object that comes next.




Counting


Count the objects. Circle the number.



5 6 7



6 7 8



7 8 9



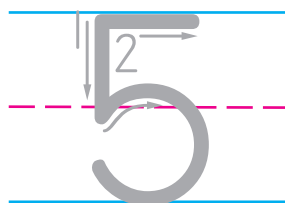

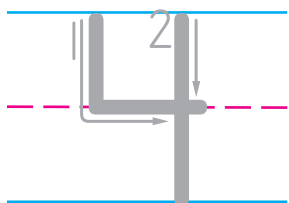


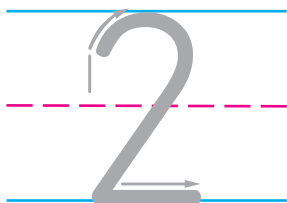
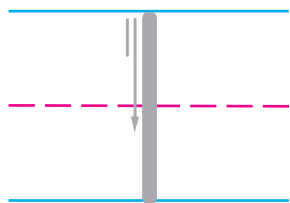
8 9 10

Draw an X on eight fingers.




Counting

Count the cakes. Trace the numbers.

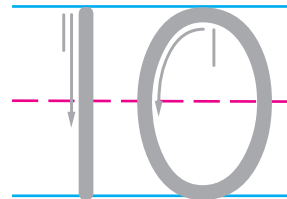
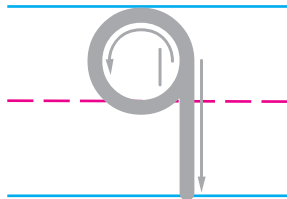
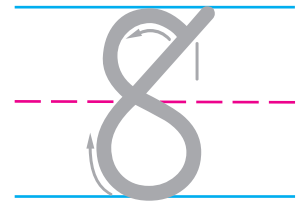


How old are you? Draw candles on the cake to show your age.



Counting

Count the cakes. Trace the numbers.



Circle the cups with **9**.



Counting

Count the objects. Write the number.


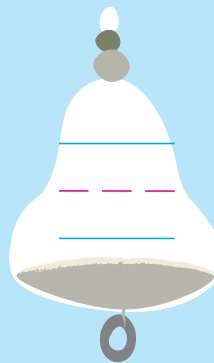
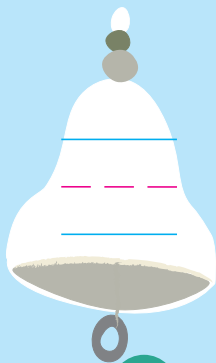









Write the missing numbers.





Counting

Count the objects. Write the number.










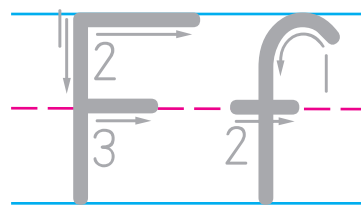
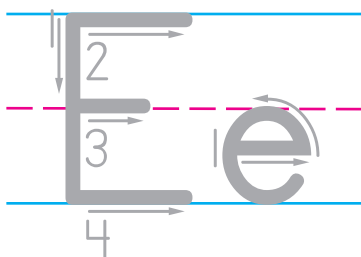
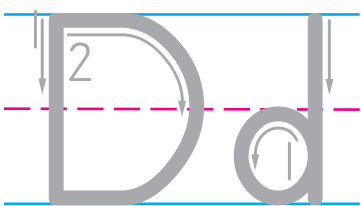


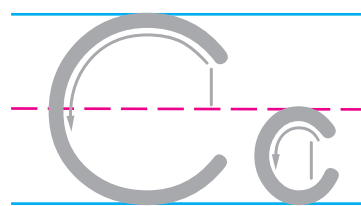
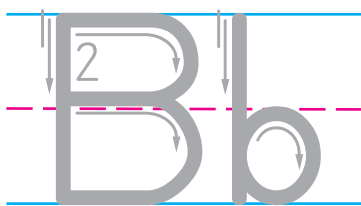
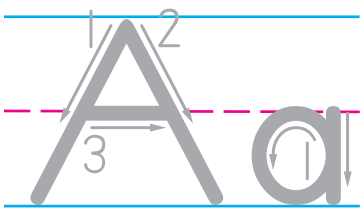




Draw more rings to make 10 in all.





				

Letters & Sounds

Say the name of each picture. Say the name of the letter that makes its beginning sound. Trace the letters.

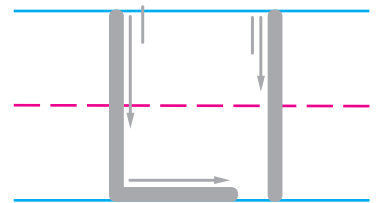
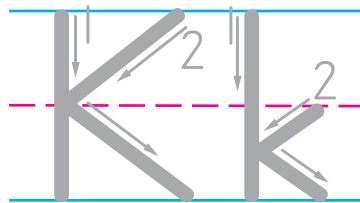
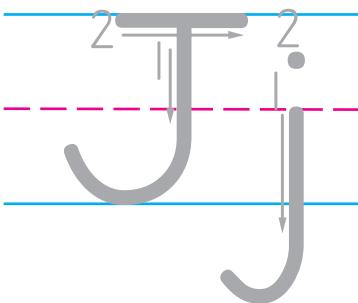

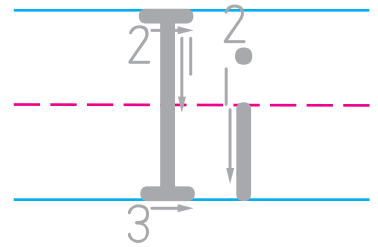
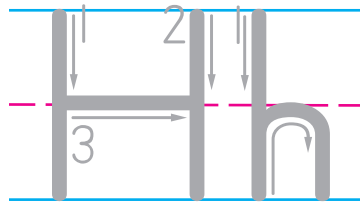

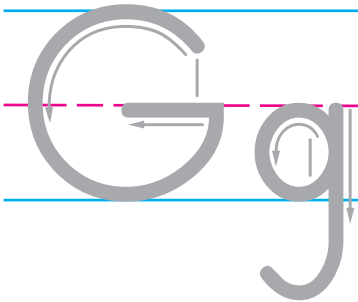


Circle each ant with **a**.



Letters & Sounds

Say the name of each picture. Say the name of the letter that makes its beginning sound. Trace the letters.



Write the missing letters to spell **big**.

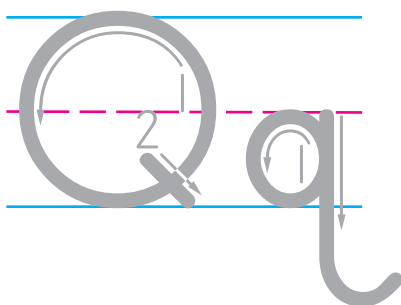
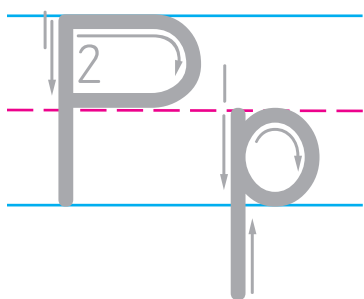

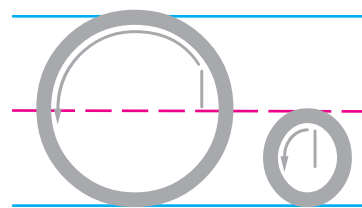
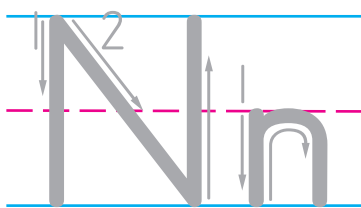
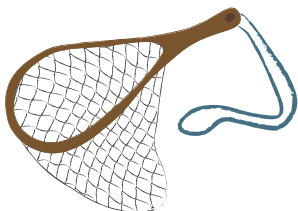
___ ig

b ___ g





bi ___

Letters & Sounds

Say the name of each picture. Say the name of the letter that makes its beginning sound. Trace the letters.

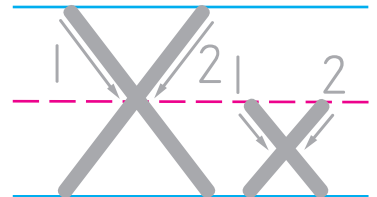

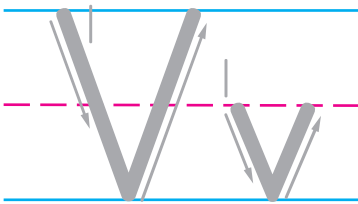
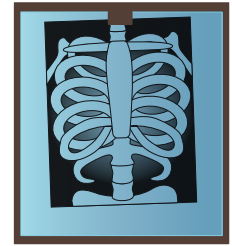

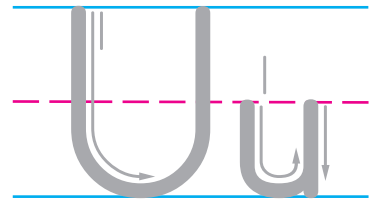
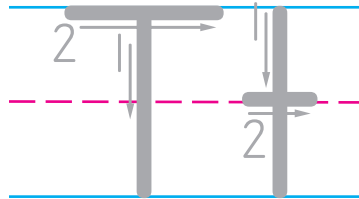



Color each pie with **p**.



Letters & Sounds

Say the name of each picture. Say the name of the letter that makes its beginning sound. Trace the letters.



Write the missing letters to spell **the**.

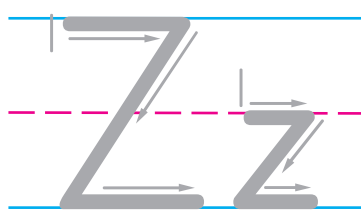
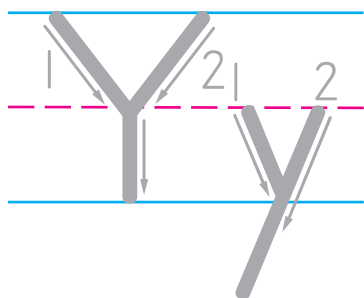

he

t___
e

th___

Letters & Sounds


Say the name of each picture. Say the name of the letter that makes its beginning sound. Trace the letters and words.



yo-yo yes

zebra zoo


Circle **y** in each word.



yellow




yarn



eye

Beginning Sounds

Say the name of each picture. Write the letter that makes its beginning sound.



 gg



 ike

10

 en



 ain

Circle the word that rhymes with **ten**.



tent



hen



man

Ending Sounds


Say the name of each picture. Write the letter that makes its ending sound.



soa _____



goa _____



pea _____



bu _____

Circle the letter that makes the sound you hear at the end of each color name.



d r




g n

Short Vowel Sounds

Write **a**, **e**, **i**, **o**, or **u** to complete each short vowel word.



c ___ t



p ___ g



b ___ d



r ___ n



b ___ b



d ___ g

Write the missing letters to spell **not**.

___ ot

n ___ t

no ___

I Know How to Write My Name

Circle the uppercase letter that begins your name. Then, circle the other letters in your name. Write your name.

Aa Bb Cc Dd Ee

Ff Gg Hh Ii Jj Kk

Ll Mm Nn Oo Pp Qq

Rr Ss Tt Uu Vv

Ww Xx Yy Zz

Handwriting practice lines consisting of two sets of three horizontal lines each. Each set includes a solid top blue line, a dashed middle pink line, and a solid bottom blue line.

I KNOW

Basic Concepts

Build school skills with these colorful, kid-friendly activity pages. Your child will learn to:

- Recognize colors and shapes
- Understand same/different, more/less, and other concepts
- Group objects into categories
- Count to 10
- Recognize alphabet letters

Special bonus features develop critical thinking and help your child apply new skills!

Fun stickers help you motivate and reward your child!

