



Ages  
5-6

# KINDERGARTEN

# BASIC SKILLS

64  
Pages

- Handwriting
- Phonics
- Numbers to 100
- Addition & Subtraction

1

2

3

C

B

A







# KINDERGARTEN BASIC SKILLS



Thinking Kids®  
Carson-Dellosa Publishing LLC  
Greensboro, North Carolina

# Contents

Opposites . . . . .	3
Categories . . . . .	4
ABC Order . . . . .	5
Alphabet Letters and Sounds . . . . .	6–31
Beginning and Ending Sounds . . . . .	32
Short Vowel Sounds . . . . .	33
Rhyming Words . . . . .	34
Nouns and Verbs . . . . .	35
Numbers 1 to 10 . . . . .	36–37
Numbers 11 to 20 . . . . .	38–47
Comparing Numbers . . . . .	48
Tens and Ones . . . . .	49
Counting to 100 . . . . .	50
Counting by Tens . . . . .	51
Adding . . . . .	52–53
Subtracting . . . . .	54–55
Answer Key . . . . .	56–64

Thinking Kids®  
Carson-Dellosa Publishing LLC  
P.O. Box 35665  
Greensboro, NC 27425 USA

© 2017 Carson-Dellosa Publishing LLC. Except as permitted under the United States Copyright Act, no part of this publication may be reproduced, stored, or distributed in any form or by any means (mechanically, electronically, recording, etc.) without the prior written consent of Carson-Dellosa Publishing LLC. Thinking Kids® is an imprint of Carson-Dellosa Publishing LLC.


ISBN 978-1-4838-4068-0

# Opposites

Draw lines to match the **opposites**.



**big**




**night**




**happy**



**back**



**front**



**sad**




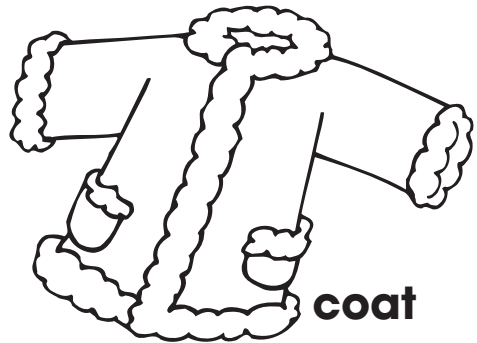



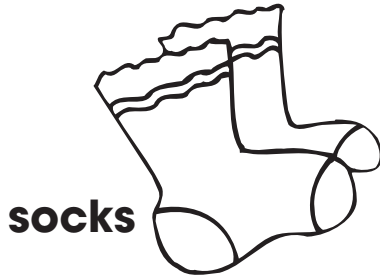
**day**



**little**


# Categories

Color the things that keep you warm.



# ABC Order

Connect the dots from **a** to **z**. Color the picture.

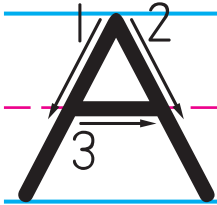


Name \_\_\_\_\_

# Letter Aa

Write the letters.



UPPERCASE



lowercase



Write **a** to complete words with the **short a** sound.

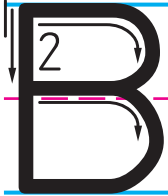


m p c n p n

# Letter Bb

Write the letters.

UPPERCASE





lowercase



Draw a line from **Bb** to pictures whose names begin with the same sound as **bug**.

## Bb

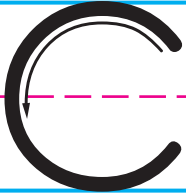




# Letter Cc

Write the letters.



UPPERCASE



lowercase



Circle pictures whose names begin with the same sound as **cat**.

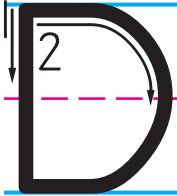


Name \_\_\_\_\_

# Letter Dd

Write the letters.



UPPERCASE



lowercase



Write **d** under each picture whose name begins with the same sound as **doll**.



\_\_\_\_\_

\_\_\_\_\_

\_\_\_\_\_

\_\_\_\_\_

\_\_\_\_\_

\_\_\_\_\_

\_\_\_\_\_

\_\_\_\_\_

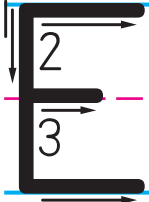
\_\_\_\_\_



# Letter Ee

Write the letters.

UPPERCASE



4  
lowercase



Write **e** to complete words that have the **short e** sound.



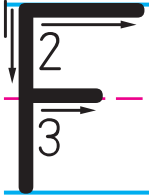
n t

b d

# Letter Ff

Write the letters.

UPPERCASE






lowercase



Draw a line from **Ff** to pictures whose names begin with the same sound as **fun**.

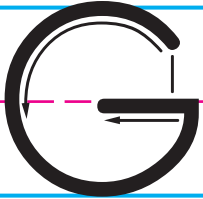
## Ff



# Letter Gg

Write the letters.




UPPERCASE



lowercase



Write **g** under each picture whose name begins with the same sound as **girl**.



\_\_\_\_\_

\_\_\_\_\_

\_\_\_\_\_

\_\_\_\_\_

\_\_\_\_\_

\_\_\_\_\_

\_\_\_\_\_

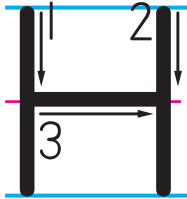
\_\_\_\_\_

\_\_\_\_\_

# Letter Hh

Write the letters.


UPPERCASE



lowercase



Circle the pictures whose names begin with the same sound as **house**.



# Letter Ii

Write the letters.


UPPERCASE



lowercase



Write **i** to complete words that have the **short i** sound.



w g

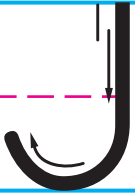
b b



# Letter Jj

Write the letters.

UPPERCASE




lowercase



Draw a line from **Jj** to pictures whose names begin with the same sound as **jam**.


## Jj



# Letter Kk

Write the letters.


UPPERCASE



lowercase



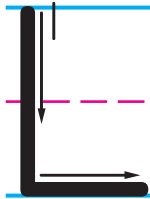
Color the pictures whose names begin with the same sound as **kite**.



# Letter Ll

Write the letters.



UPPERCASE



lowercase



Circle pictures whose names begin with the same sound as **log**.



# Letter Mm

Write the letters.

UPPERCASE



lowercase



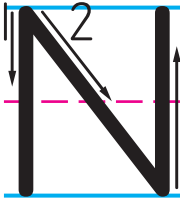
Color the pictures whose names begin with the same sound as **macaroni**.



# Letter Nn

Write the letters.

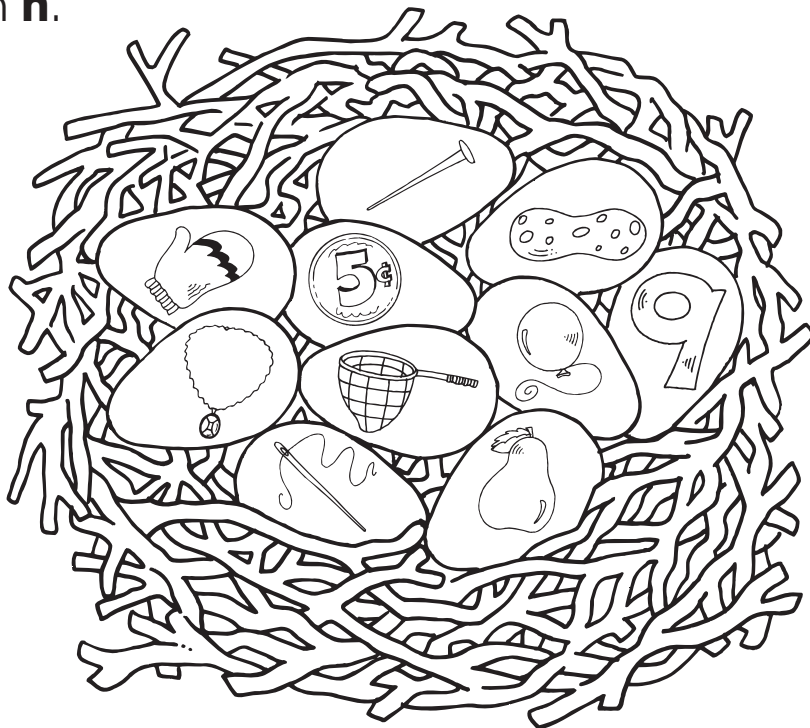
UPPERCASE



lowercase



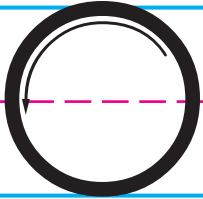
Color each egg that has a picture of something that begins with **n**.



# Letter Oo

Write the letters.

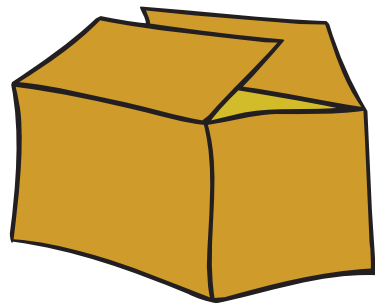

UPPERCASE



lowercase



Write **o** to complete the **short o** words.



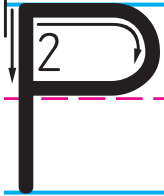
l ck

b x

# Letter Pp

Write the letters.


UPPERCASE



lowercase




Write **p** under each picture whose name begins with the same sound as **pie**.



\_\_\_\_\_

\_\_\_\_\_

\_\_\_\_\_



\_\_\_\_\_

\_\_\_\_\_

\_\_\_\_\_



\_\_\_\_\_

\_\_\_\_\_

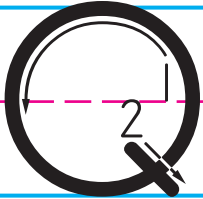
\_\_\_\_\_



# Letter Qq

Write the letters.




UPPERCASE



lowercase




Color the pictures whose names begin with the same sound as **quilt**.



# Letter Rr

Write the letters.

UPPERCASE




lowercase



Draw a line from **Rr** to pictures whose names begin with the same sound as **rug**.

## Rr



# Letter Ss

Write the letters.





UPPERCASE

S

lowercase

s

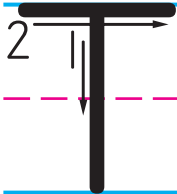
Circle the pictures whose names begin with the same sound as **six**.



# Letter Tt

Write the letters.





UPPERCASE



lowercase



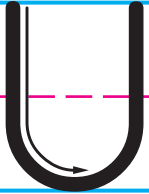
Circle pictures whose names begin with the same sound as **ten**.



# Letter Uu

Write the letters.


UPPERCASE



lowercase



Write **u** to complete each **short u** word.



g m

b g

# Letter Vv

Write the letters.

UPPERCASE

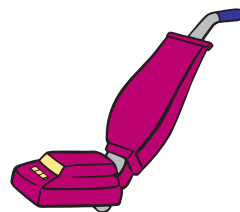


lowercase



Draw a line from **Vv** to pictures whose names begin with the same sound as **vest**.

## Vv



# Letter Ww

Write the letters.



UPPERCASE



lowercase



Circle the pictures whose names begin with the same sound as **window**.





# Letter Xx

Write the letters.

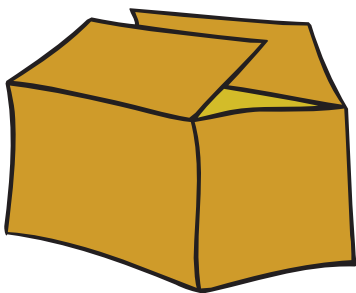
UPPERCASE



lowercase



Write **x** to complete each word.



bo

fo

# Letter Yy

Write the letters.



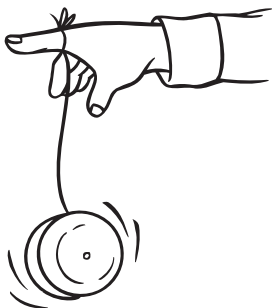
UPPERCASE



lowercase



Color the pictures whose names begin with the same sound as **yellow**.



# Letter Zz

Write the letters.

UPPERCASE





lowercase




Draw a line from **Zz** to pictures whose names begin with the same sound as **zoo**.

## Zz



# Beginning and Ending Sounds

Say each picture name. Circle the letter that makes its **beginning** sound.





n c

t p

d m

Say each picture name. Circle the letter that makes its **ending** sound.



g f

d r


x s

# Short Vowel Sounds

Say the name of each picture. Draw a line to the letter that spells its **short vowel sound**.




a




e



i



o




u

# Rhyming Words


Say each pair of words. Circle the words that **rhyme**.



star



jar



cake



cap



map



nest




dog



frog

# Nouns and Verbs

**Nouns** name people, places, and things. Write the nouns.



car

---

---

---



boy

---

---

---

**Verbs** name actions. Write the verbs.



walk

---

---

---



cook


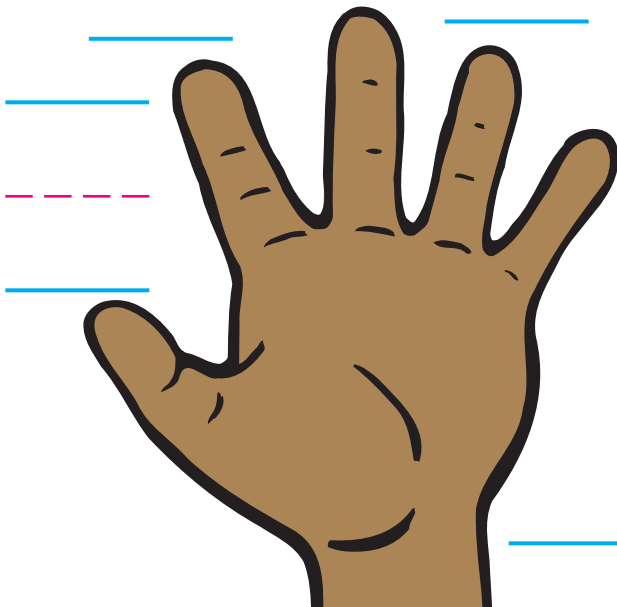

---

---

---

# Numbers 1 to 10


Count the fingers on both hands. Write a number above each finger.



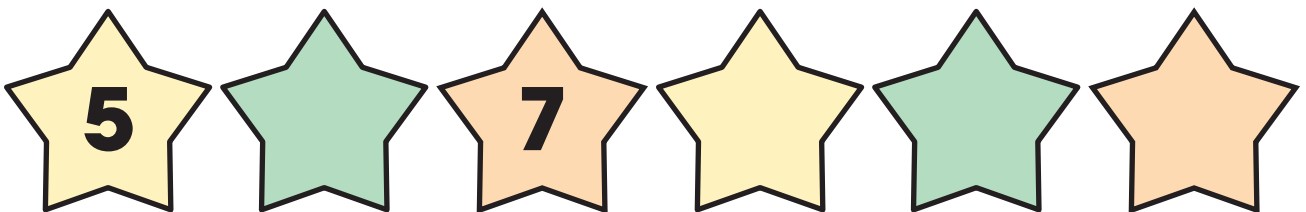



# Numbers 1 to 10

Count the pencils. Draw more to make **10**.




Write the missing numbers.




# Number 11

Write the number 11. Count 11 muffins.



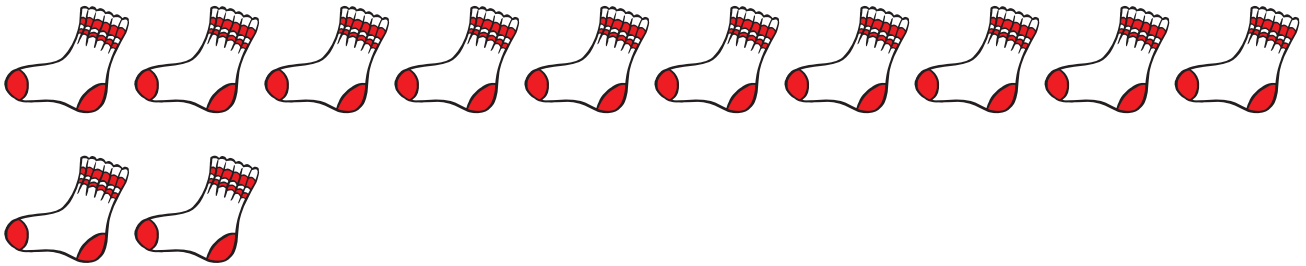
Color 11 stripes on the zebra.



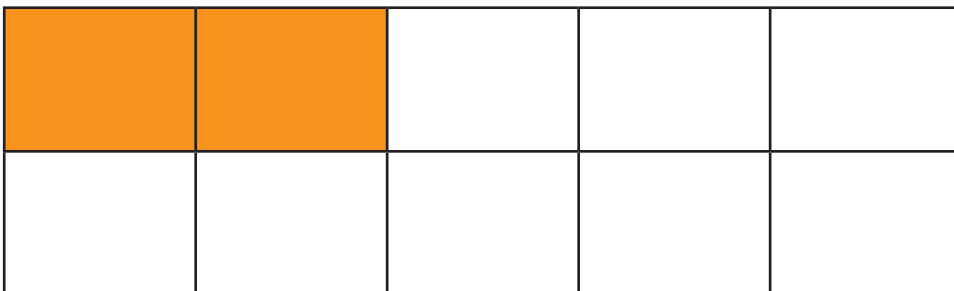

# Number 12

Write the number **12**. Count **12** socks.

12



Count the colored squares. Write the number.




\_\_\_\_\_

\_\_\_\_\_

\_\_\_\_\_

# Number 13

Write the number **13**. Count **13** ducks.



Write the missing numbers.



6 7

10

12

# Number 14

Write the number **14**. Count **14** balls.

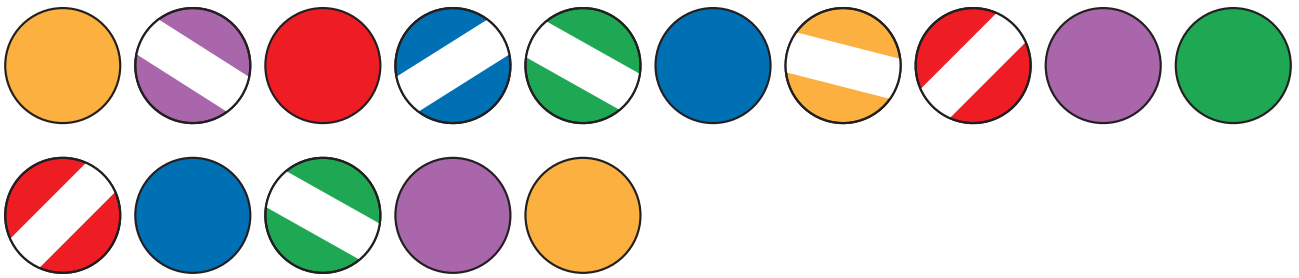
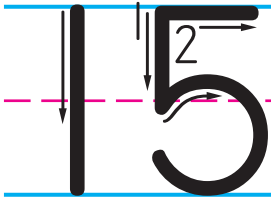


Connect the dots from **1** to **14**. Color the picture.




# Number 15

Write the number **15**. Count **15** balls.





Write the missing numbers.




# Number 16

Write the number **16**. Count **16** shells.





Draw **8** legs on each spider.



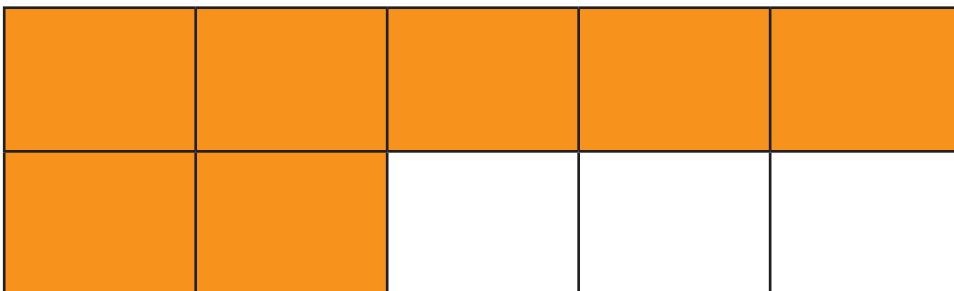

How many legs are there in all? \_\_\_\_\_

# Number 17

Write the number **17**. Count **17** frogs.



Count the colored squares. Write the number.



\_\_\_\_\_


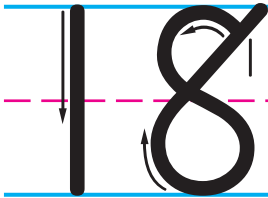
-----

\_\_\_\_\_




# Number 18

Write the number **18**. Count **18** caps.





Count **20** steaks. Circle **18** steaks. Color the picture.

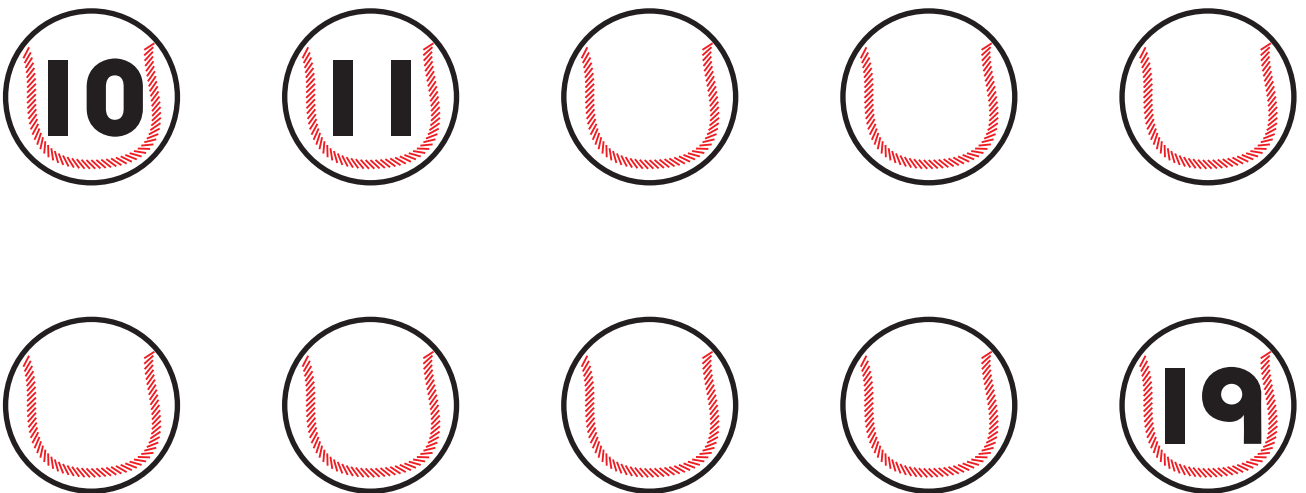


# Number 19

Write the number 19. Count 19 hearts.




Write the missing numbers.





# Number 20

Write the number **20**. Count **20** ants.

20



Count the colored squares. Write the number.



\_\_\_\_\_

\_\_\_\_\_

\_\_\_\_\_

# Comparing Numbers

In each box, circle the number that is **less**.

0 4

10 1

8 6

4 7

In each box, circle the number that is **greater**.

3 8

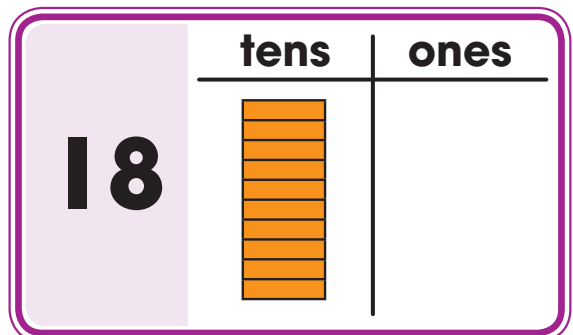
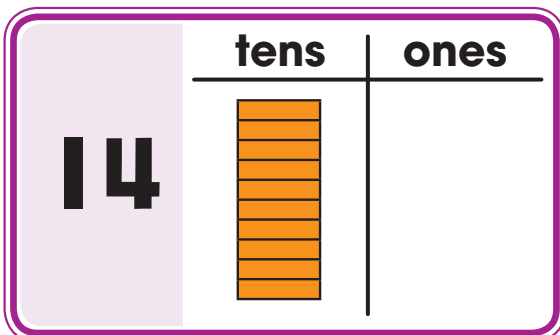
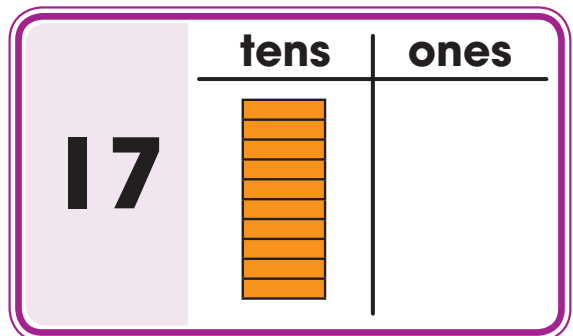
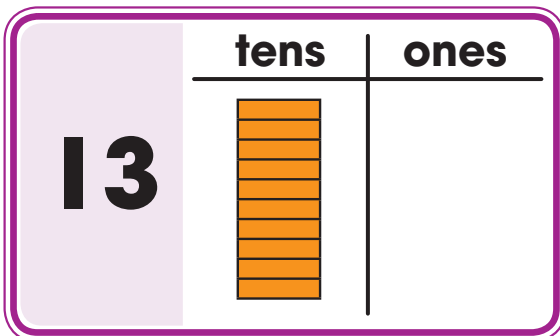
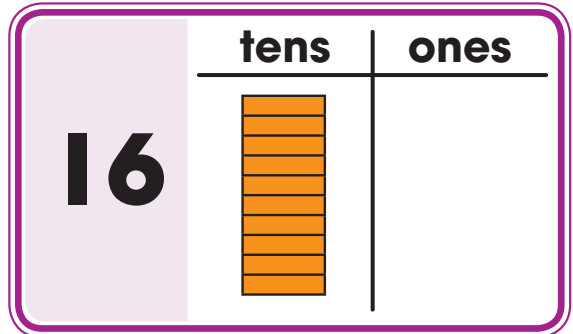
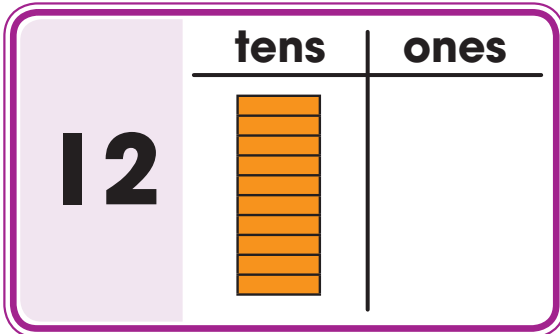
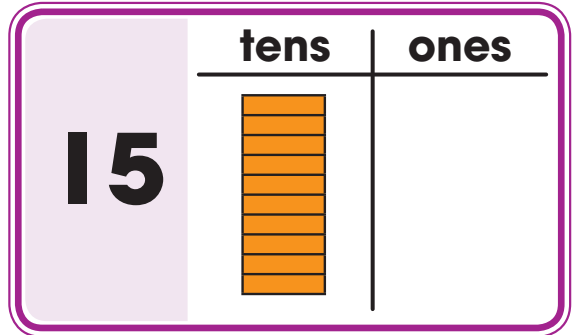
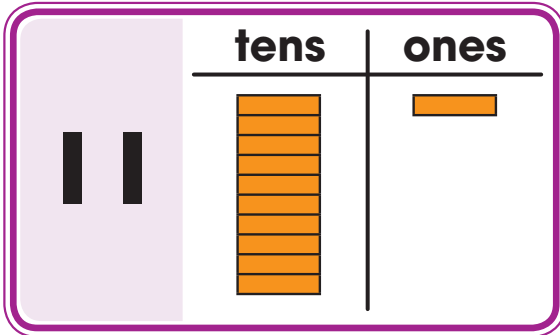
10 2

9 4

0 3

# Tens and Ones

Draw boxes in the **ones** column to show the numbers. The first one is done for you.



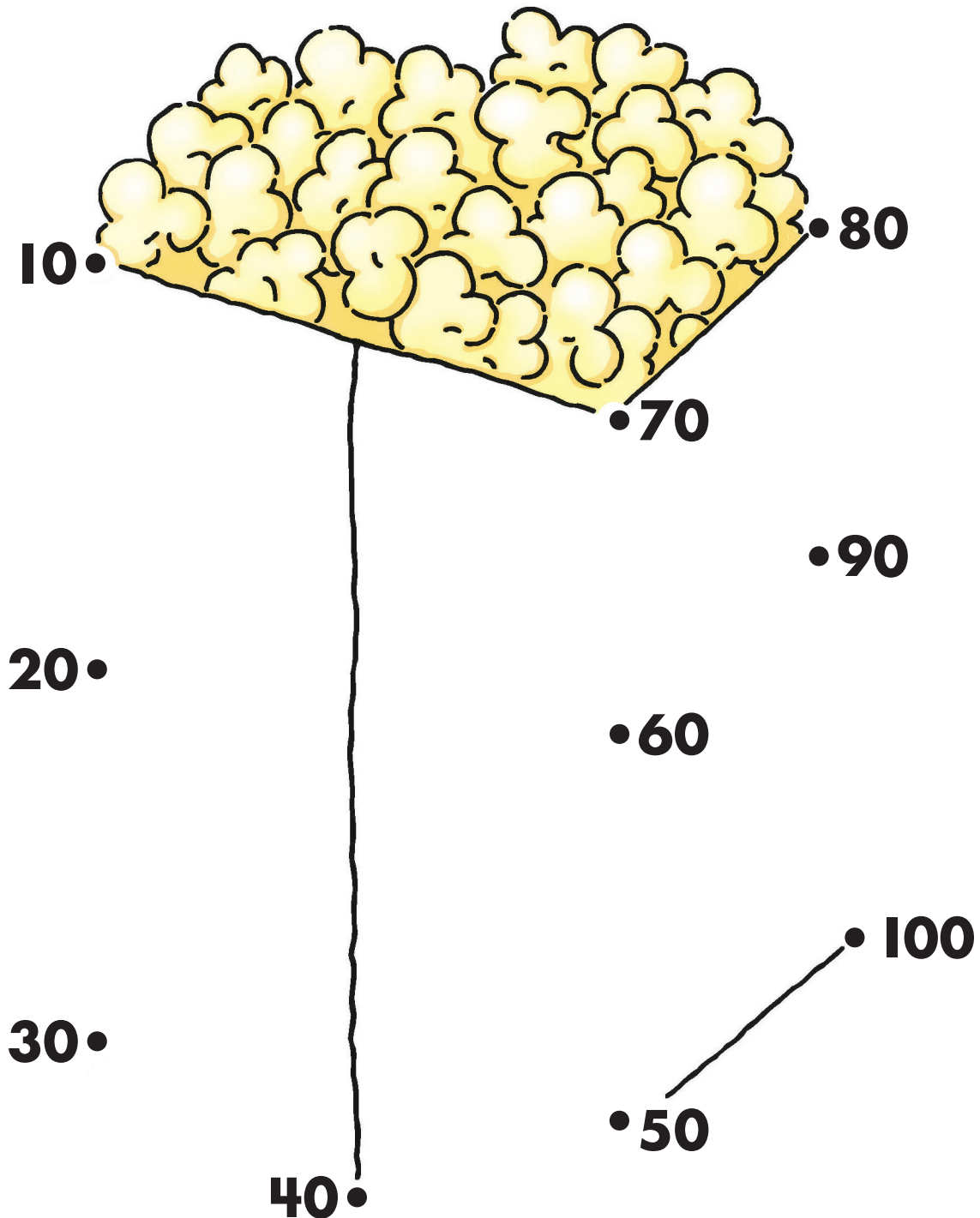
# Counting to 100

Count to **100**. Point to each number. Use the **orange** numbers to count by **tens**.

1	2	3	4	5	6	7	8	9	10
11	12	13	14	15	16	17	18	19	20
21	22	23	24	25	26	27	28	29	30
31	32	33	34	35	36	37	38	39	40
41	42	43	44	45	46	47	48	49	50
51	52	53	54	55	56	57	58	59	60
61	62	63	64	65	66	67	68	69	70
71	72	73	74	75	76	77	78	79	80
81	82	83	84	85	86	87	88	89	90
91	92	93	94	95	96	97	98	99	100




# Counting by Tens




Count by **tens**. Connect the dots from **10** to **100**. Color the picture.



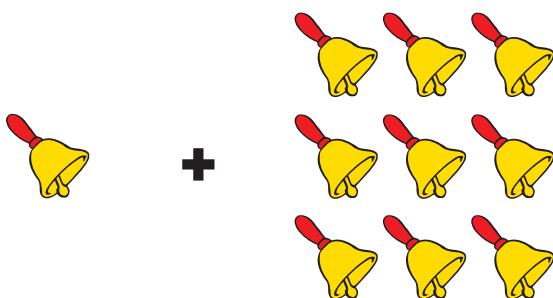
# Adding

**Add** the shapes. Write a number on each line.

	+		=	
_____		_____		_____
-----		-----		-----
_____		_____		_____

	+		=	
_____		_____		_____
-----		-----		-----
_____		_____		_____


Write the missing number in each problem.



\_\_\_\_\_

-----

$$1 + \underline{\quad\quad} = 10$$



\_\_\_\_\_

-----


$$3 + \underline{\quad\quad} = 10$$



# Adding


**Add.** Use the code to color the picture.

1 — white    2 — yellow    3 — orange    4 — purple    5 — red  
6 — pink    7 — gray    8 — brown    9 — green    10 — blue



# Subtracting


**Subtract.** Write the difference on the line.



\_\_\_\_\_

-----

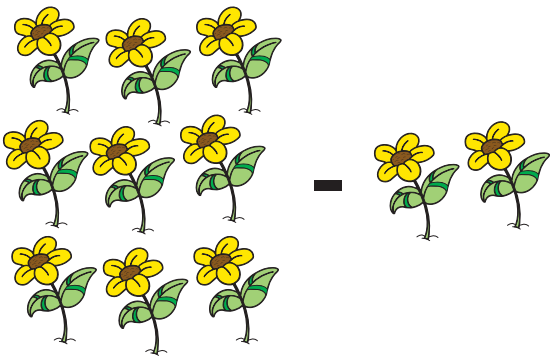
$$5 - 2 = \underline{\quad}$$



\_\_\_\_\_

-----

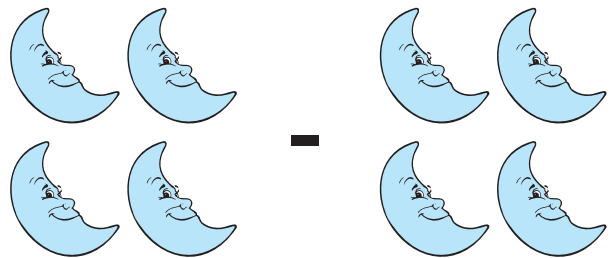
$$6 - 1 = \underline{\quad}$$



\_\_\_\_\_

-----

$$9 - 2 = \underline{\quad}$$



\_\_\_\_\_


-----

$$4 - 4 = \underline{\quad}$$

# Subtracting

**Subtract.** Use the code to color the picture.

0 — green    2 — blue    4 — black  
1 — brown    3 — purple    5 — pink



# Answer Key

Name: \_\_\_\_\_

## Opposites

Draw lines to match the **opposites**.

big night  
happy back  
front sad  
day little

KINDERGARTEN BASIC SKILLS

3

Name: \_\_\_\_\_

## Categories

Color the things that keep you warm.

socks apple  
lunch box earmuffs  
cookie coat  
umbrella hat  
gloves book

KINDERGARTEN BASIC SKILLS

4

Name: \_\_\_\_\_

## ABC Order

Connect the dots from **a** to **z**. Color the picture.

KINDERGARTEN BASIC SKILLS

5

Name: \_\_\_\_\_

## Letter Aa

Write the letters.

UPPERCASE  
A A A A A

lowercase  
a a a a a a

Write **a** to complete words with the **short a** sound.

map can pan

KINDERGARTEN BASIC SKILLS

6

Name: \_\_\_\_\_

## Letter Bb

Write the letters.

UPPERCASE  
B B B B B

lowercase  
b b b b b b

Draw a line from **Bb** to pictures whose names begin with the same sound as **bug**.

Bb

KINDERGARTEN BASIC SKILLS

7

Name: \_\_\_\_\_

## Letter Cc

Write the letters.

UPPERCASE  
C C C C C

lowercase  
c c c c c c

Circle pictures whose names begin with the same sound as **cat**.

KINDERGARTEN BASIC SKILLS

8

Name \_\_\_\_\_

### Letter Dd

Write the letters.


UPPERCASE

D D D D D

lowercase

d d d d d

Write **d** under each picture whose name begins with the same sound as **doll**.



d           d

KINDERGARTEN BASIC SKILLS 9

9

Name \_\_\_\_\_

### Letter Ee

Write the letters.


UPPERCASE

E E E E E

lowercase

e e e e e

Write **e** to complete words that have the **short e** sound.



net      bed

KINDERGARTEN BASIC SKILLS 10

10

Name \_\_\_\_\_

### Letter Ff

Write the letters.

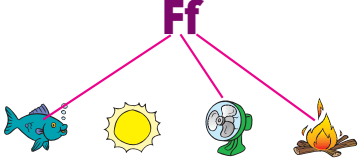
UPPERCASE

F F F F F

lowercase

f f f f f

Draw a line from **Ff** to pictures whose names begin with the same sound as **fun**.



Ff

KINDERGARTEN BASIC SKILLS 11

11

Name \_\_\_\_\_

### Letter Gg

Write the letters.


UPPERCASE

G G G G G

lowercase

g g g g g

Write **g** under each picture whose name begins with the same sound as **girl**.



g           g

KINDERGARTEN BASIC SKILLS 12

12

Name \_\_\_\_\_

### Letter Hh

Write the letters.


UPPERCASE

H H H H H

lowercase

h h h h h

Circle the pictures whose names begin with the same sound as **house**.



KINDERGARTEN BASIC SKILLS 13

13

Name \_\_\_\_\_

### Letter Ii

Write the letters.


UPPERCASE

I I I I I

lowercase

i i i i i

Write **i** to complete words that have the **short i** sound.



wig      bib

KINDERGARTEN BASIC SKILLS 14

14

Name \_\_\_\_\_

### Letter Jj

Write the letters.

UPPERCASE

J J J J J

lowercase

j j j j j

Draw a line from **Jj** to pictures whose names begin with the same sound as **jam**.

KINDERGARTEN BASIC SKILLS 15

15

Name \_\_\_\_\_

### Letter Kk

Write the letters.

UPPERCASE

K K K K K

lowercase

k k k k k

Color the pictures whose names begin with the same sound as **kite**.

KINDERGARTEN BASIC SKILLS 16

16

Name \_\_\_\_\_

### Letter Ll

Write the letters.

UPPERCASE

L L L L L

lowercase

l l l l l

Circle pictures whose names begin with the same sound as **log**.

KINDERGARTEN BASIC SKILLS 17

17

Name \_\_\_\_\_

### Letter Mm

Write the letters.

UPPERCASE

M M M M M

lowercase

m m m m m

Color the pictures whose names begin with the same sound as **macaroni**.

KINDERGARTEN BASIC SKILLS 18

18

Name \_\_\_\_\_

### Letter Nn

Write the letters.

UPPERCASE

N N N N N

lowercase

n n n n n

Color each egg that has a picture of something that begins with **n**.

KINDERGARTEN BASIC SKILLS 19

19

Name \_\_\_\_\_

### Letter Oo

Write the letters.

UPPERCASE

O O O O O

lowercase

o o o o o

Write **o** to complete the **short o** words.

lock box

KINDERGARTEN BASIC SKILLS 20

20

Name \_\_\_\_\_

## Letter Pp

Write the letters.




UPPERCASE

P P P P P

lowercase

p p p p p p

Write **p** under each picture whose name begins with the same sound as **pie**.

p

\_\_\_\_\_

p

21 KINDERGARTEN BASIC SKILLS

21

Name \_\_\_\_\_

## Letter Qq

Write the letters.




UPPERCASE



Q Q Q Q Q

lowercase

q q q q q q

Color the pictures whose names begin with the same sound as **quilt**.

22 KINDERGARTEN BASIC SKILLS

22

Name \_\_\_\_\_

## Letter Rr

Write the letters.

UPPERCASE





R R R R R

lowercase

r r r r r r

Draw a line from **Rr** to pictures whose names begin with the same sound as **rug**.

**Rr**

23 KINDERGARTEN BASIC SKILLS

23

Name \_\_\_\_\_

## Letter Ss

Write the letters.





UPPERCASE

S S S S S

lowercase

s s s s s s

Circle the pictures whose names begin with the same sound as **six**.

24 KINDERGARTEN BASIC SKILLS

24

Name \_\_\_\_\_

## Letter Tt

Write the letters.





UPPERCASE

T T T T T

lowercase

t t t t t

Circle pictures whose names begin with the same sound as **ten**.

25 KINDERGARTEN BASIC SKILLS

25

Name \_\_\_\_\_

## Letter Uu

Write the letters.



UPPERCASE

U U U U U

lowercase

u u u u u

Write **u** to complete each **short u** word.

gum

bug

26 KINDERGARTEN BASIC SKILLS

26



Name \_\_\_\_\_

## Letter Vv

Write the letters.

UPPERCASE

V V V V V V V

lowercase

v v v v v v v

Draw a line from **Vv** to pictures whose names begin with the same sound as **vest**.

**Vv**

KINDERGARTEN BASIC SKILLS 27

27

Name \_\_\_\_\_

## Letter Ww

Write the letters.

UPPERCASE

W W W W W W W

lowercase

w w w w w w w

Circle the pictures whose names begin with the same sound as **window**.

KINDERGARTEN BASIC SKILLS 28

28

Name \_\_\_\_\_

## Letter Xx

Write the letters.

UPPERCASE

X X X X X X X

lowercase

x x x x x x x

Write **x** to complete each word.

box      fox

KINDERGARTEN BASIC SKILLS 29

29

Name \_\_\_\_\_

## Letter Yy

Write the letters.

UPPERCASE

Y Y Y Y Y Y Y

lowercase

y y y y y y y

Color the pictures whose names begin with the same sound as **yellow**.

KINDERGARTEN BASIC SKILLS 30

30

Name \_\_\_\_\_

## Letter Zz

Write the letters.

UPPERCASE

Z Z Z Z Z Z Z

lowercase

z z z z z z z

Draw a line from **Zz** to pictures whose names begin with the same sound as **zoo**.

**Zz**

KINDERGARTEN BASIC SKILLS 31

31

Name \_\_\_\_\_

## Beginning and Ending Sounds

Say each picture name. Circle the letter that makes its **beginning** sound.

n (c)      (f) p      d (m)

Say each picture name. Circle the letter that makes its **ending** sound.

g (f)      (d) r      (x) s

KINDERGARTEN BASIC SKILLS 32

32



Name \_\_\_\_\_

### Short Vowel Sounds

Say the name of each picture. Draw a line to the letter that spells its **short vowel sound**.

a  
e  
i  
o  
u

KINDERGARTEN BASIC SKILLS 33

33

Name \_\_\_\_\_

### Rhyming Words

Say each pair of words. Circle the words that **rhyme**.

star jar cake cap

map nest dog frog

KINDERGARTEN BASIC SKILLS 34

34

Name \_\_\_\_\_

### Nouns and Verbs

**Nouns** name people, places, and things. Write the nouns.

car boy

car boy

**Verbs** name actions. Write the verbs.

walk cook

walk cook

KINDERGARTEN BASIC SKILLS 35

35

Name \_\_\_\_\_

### Numbers 1 to 10

Count the fingers on both hands. Write a number above each finger.

KINDERGARTEN BASIC SKILLS 36

36

Name \_\_\_\_\_

### Numbers 1 to 10

Count the pencils. Draw more to make **10**.

Write the missing numbers.

KINDERGARTEN BASIC SKILLS 37

37

Name \_\_\_\_\_

### Number 11

Write the number **11**. Count **11** muffins.

Color **11** stripes on the zebra.

KINDERGARTEN BASIC SKILLS 38


38

Name \_\_\_\_\_

### Number 12

Write the number 12. Count 12 socks.

12 12 12 12



Count the colored squares. Write the number.



12

KINDERGARTEN BASIC SKILLS 39


39

Name \_\_\_\_\_

### Number 13

Write the number 13. Count 13 ducks.

13 13 13 13



Write the missing numbers.

6 7 8 9 10

10 12 13

KINDERGARTEN BASIC SKILLS 40

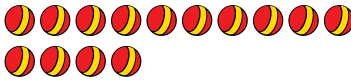
40

Name \_\_\_\_\_


### Number 14

Write the number 14. Count 14 balls.

14 14 14 14



Connect the dots from 1 to 14. Color the picture.



KINDERGARTEN BASIC SKILLS 41


41

Name \_\_\_\_\_


### Number 15

Write the number 15. Count 15 balls.

15 15 15 15



Write the missing numbers.



KINDERGARTEN BASIC SKILLS 42


42

Name \_\_\_\_\_


### Number 16

Write the number 16. Count 16 shells.

16 16 16 16



Draw 8 legs on each spider.



16

How many legs are there in all?

KINDERGARTEN BASIC SKILLS 43


43

Name \_\_\_\_\_

### Number 17

Write the number 17. Count 17 frogs.

17 17 17 17



Count the colored squares. Write the number.



17

KINDERGARTEN BASIC SKILLS 44


44

Name \_\_\_\_\_


### Number 18

Write the number 18. Count 18 caps.

18 18 18 18



Count 20 steaks. Circle 18 steaks. Color the picture.



KINDERGARTEN BASIC SKILLS 43


45

Name \_\_\_\_\_

### Number 19

Write the number 19. Count 19 hearts.

19 19 19 19



Write the missing numbers.

10 11 12 13 14

15 16 17 18 19

KINDERGARTEN BASIC SKILLS 44


46

Name \_\_\_\_\_

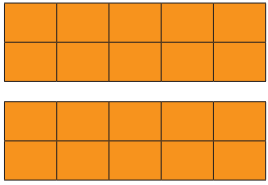
### Number 20

Write the number 20. Count 20 ants.

20 20 20 20



Count the colored squares. Write the number.



20

KINDERGARTEN BASIC SKILLS 47

47

Name \_\_\_\_\_

### Comparing Numbers

In each box, circle the number that is **less**.

0 4    10 1

8 6    4 7

In each box, circle the number that is **greater**.

3 8    10 2

9 4    0 3

KINDERGARTEN BASIC SKILLS 48

48

Name \_\_\_\_\_

### Tens and Ones

Draw boxes in the **ones** column to show the numbers. The first one is done for you.

11	tens	ones
15	tens	ones
12	tens	ones
16	tens	ones
13	tens	ones
17	tens	ones
14	tens	ones
18	tens	ones

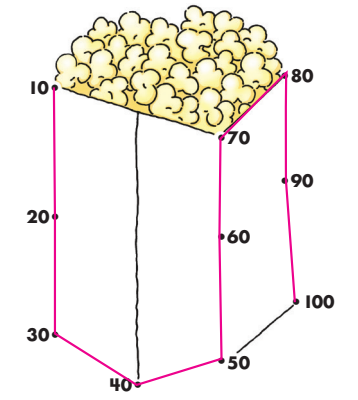
KINDERGARTEN BASIC SKILLS 49

49

Name \_\_\_\_\_

### Counting by Tens

Count by **tens**. Connect the dots from 10 to 100. Color the picture.



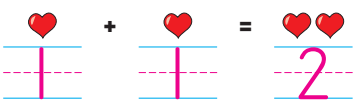
KINDERGARTEN BASIC SKILLS 51

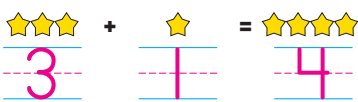
51

Name \_\_\_\_\_


### Adding


Add the shapes. Write a number on each line.

  
 $1 + 1 = 2$

  
 $3 + 1 = 4$

Write the missing number in each problem.

  
 $1 + 9 = 10$

  
 $3 + 7 = 10$

KINDERGARTEN BASIC SKILLS 52


52

Name \_\_\_\_\_

### Adding

Add. Use the code to color the picture.

1 - white    2 - yellow    3 - orange    4 - purple    5 - red  
 6 - pink    7 - gray    8 - brown    9 - green    10 - blue




KINDERGARTEN BASIC SKILLS 53


53

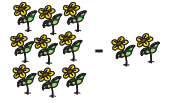
Name \_\_\_\_\_

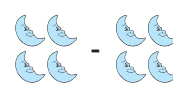
### Subtracting

Subtract. Write the difference on the line.

  
 $5 - 2 = 3$

  
 $6 - 1 = 5$

  
 $9 - 2 = 7$

  
 $4 - 4 = 0$

KINDERGARTEN BASIC SKILLS 54


54

Name \_\_\_\_\_

### Subtracting

Subtract. Use the code to color the picture.

0 - green    2 - blue    4 - black  
 1 - brown    3 - purple    5 - pink



KINDERGARTEN BASIC SKILLS 55

55



# KINDERGARTEN BASIC SKILLS

The *Kindergarten Basic Skills* workbook targets the essential skills that all kindergarten students need for success. Each activity supports early learning standards such as handwriting, phonics, working with numbers, and more! With short, easy-to-follow directions, the colorful and engaging pages promote learning in a fun and engaging way for your young learner.



**CARSON-DELLOSA**<sup>™</sup>  
**PUBLISHING GROUP**

Carson-Dellosa Publishing LLC  
PO Box 35665 • Greensboro, NC 27425 USA  
[carsondellosa.com](http://carsondellosa.com)