



Learn About


Grades
1-2

The Ocean

Mazes


Hidden Pictures

Dot-to-Dots



Learn About The **Ocean**

Grades
1-2




Brighter Child®
An imprint of Carson-Dellosa Publishing LLC
P.O. Box 35665
Greensboro, NC 27425 USA

© 2012 Carson-Dellosa Publishing LLC. Except as permitted under the United States Copyright Act, no part of this publication may be reproduced, stored, or distributed in any form or by any means (mechanically, electronically, recording, etc.) without the prior written consent of Carson-Dellosa Publishing LLC. Brighter Child® is an imprint of Carson-Dellosa Publishing LLC.

Printed in the USA • All rights reserved.

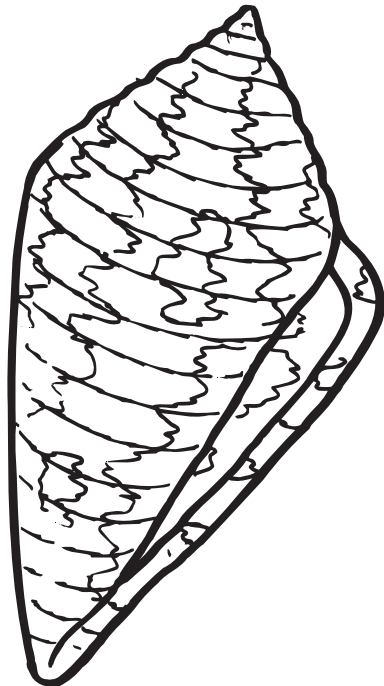
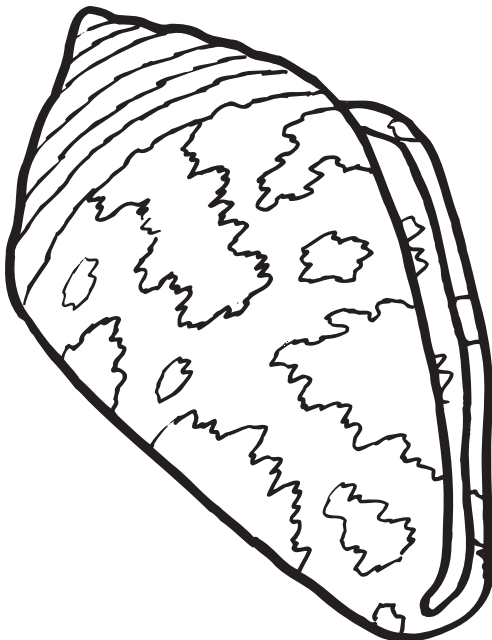
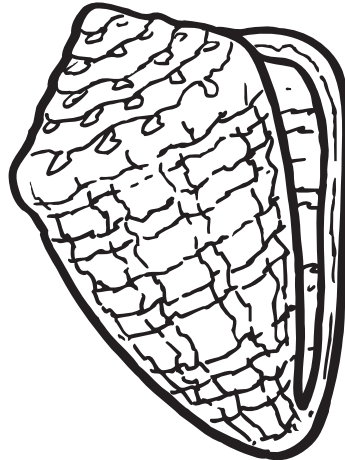
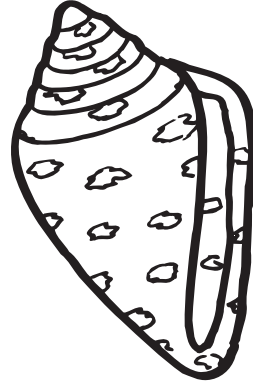
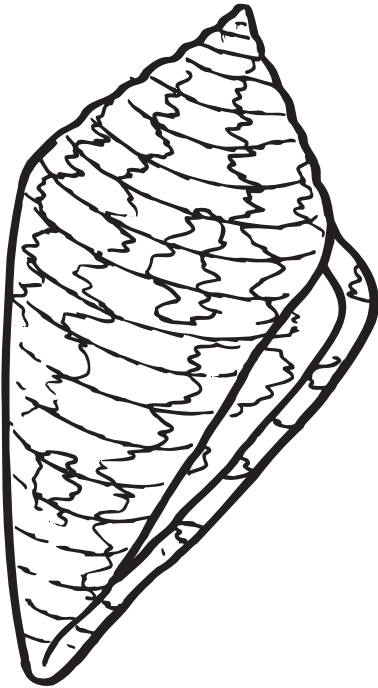
Back To The Beach

Directions: Help the sea turtle return to the beach to lay her eggs.




Sorting Seashells

Directions: Find the **2** cone shells that match. Color them.




Sea Quest

Directions: Find the circles and triangles. Color them. Color the rest of the picture.



Tusk, Tusk

Directions: Connect the dots from **A** to **M**. Color.




Sea Horse Fun

Directions: Color the sea horses. Use the number key to help you.

1 = red

2 = blue


3 = green



Under The Sea

Directions: Find the word in each row. Color the boxes to show the word.

crab



v


c

r

a

b

whale



w

h

a

l

e

seal



s


e

a

l

t

shark



s


h

a

r

k

clam



r

c


l

a

m

Flying To Shore

Directions: Help the puffin get back to the shore.
Color the fish in order from **a** to **m**.









Where Do We Live?

Directions: Color the animals. Draw a brown circle around the animals that live on land. Draw a blue circle around the animals that live in the ocean.




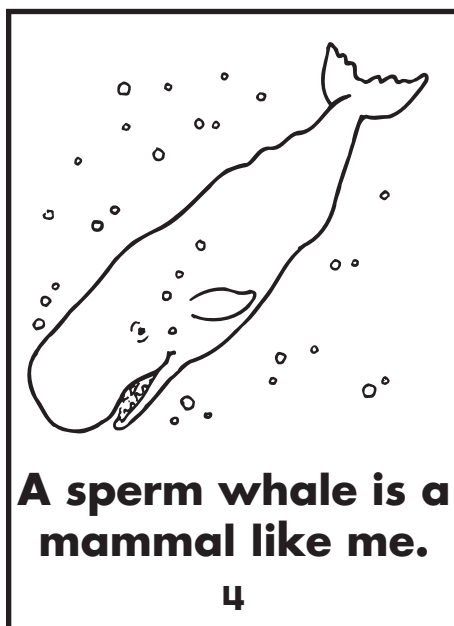




Down By The Sea

Directions: Circle the animal that comes next in each row.



Mammals Of The Sea

Directions: Color the pictures. Then, cut out the pieces and staple them together to create a book.




After the pictures have been colored, help your child cut out the boxes along the lines. Stack the boxes in order, placing the "Mammals Like Me" box on top. Staple them together to make a book. Read the book aloud to your child. Your child may join in by "reading" the pictures. Tell your child the following facts about mammals: *They breathe air. They give birth to live young, and the babies drink their mothers' milk.* Remind your child that people are mammals too.








Swim To Mama

Directions: Help the dolphin calf find its mother.



Find The Schoolmates

Directions: Find the **2** fish that match. Color them.



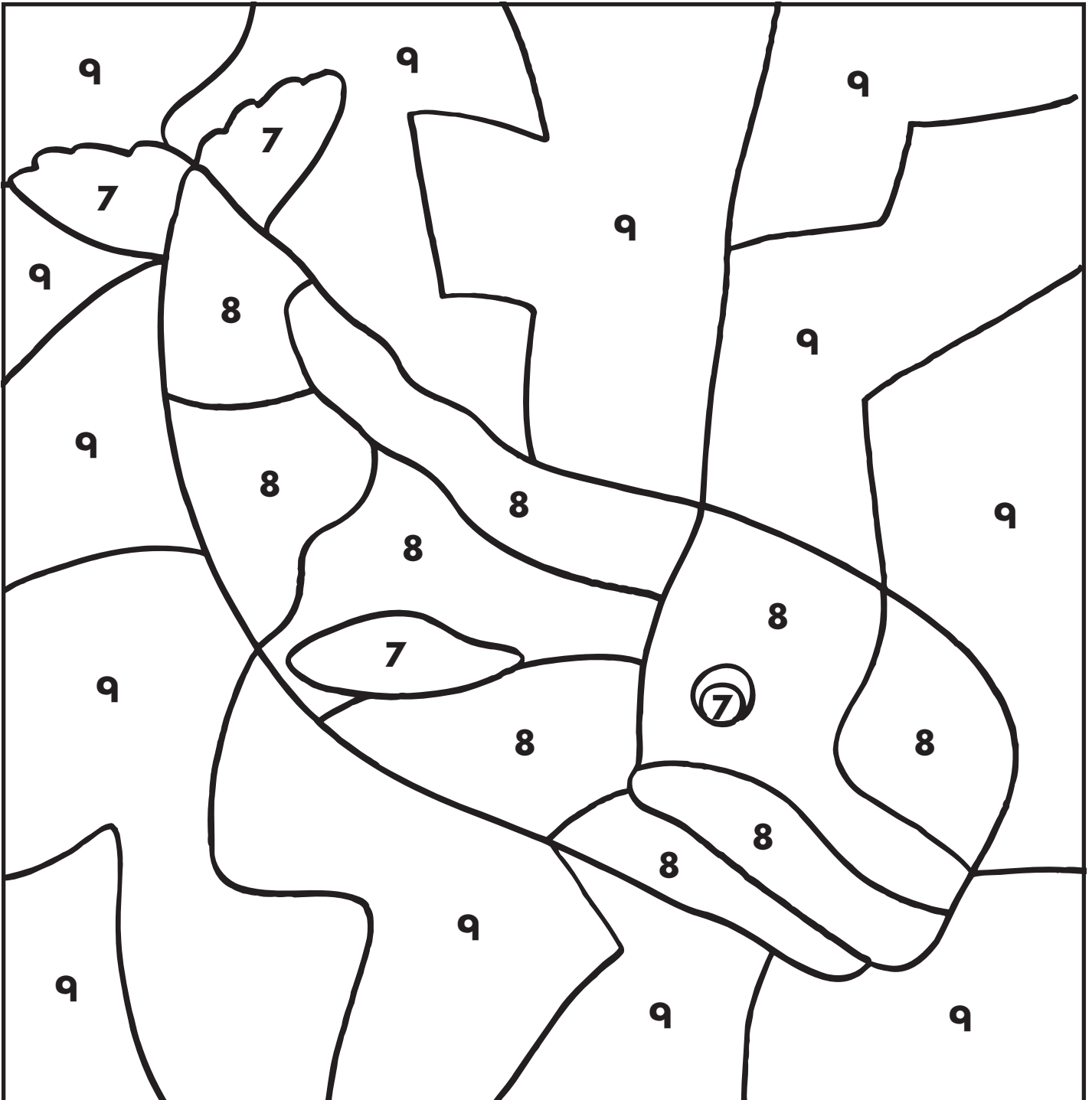
A Whale Of A Time!

Directions: Color to find the hidden picture. Use the number key to help you.

7 = black


8 = gray

9 = blue



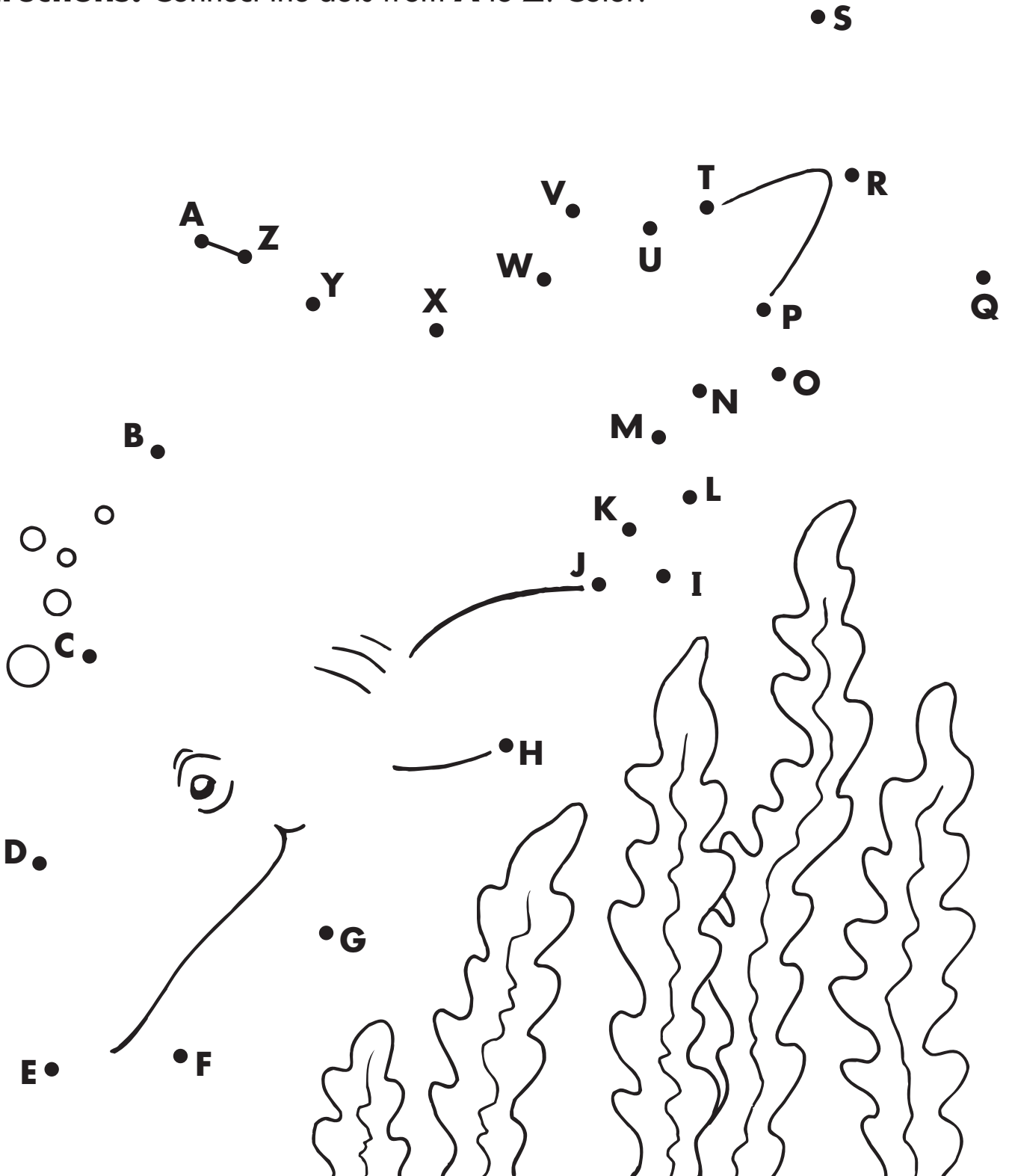
Water, Water, Water

Directions: Help the crab get to the tide pool. Color the sea stars in order from **1** to **10**.



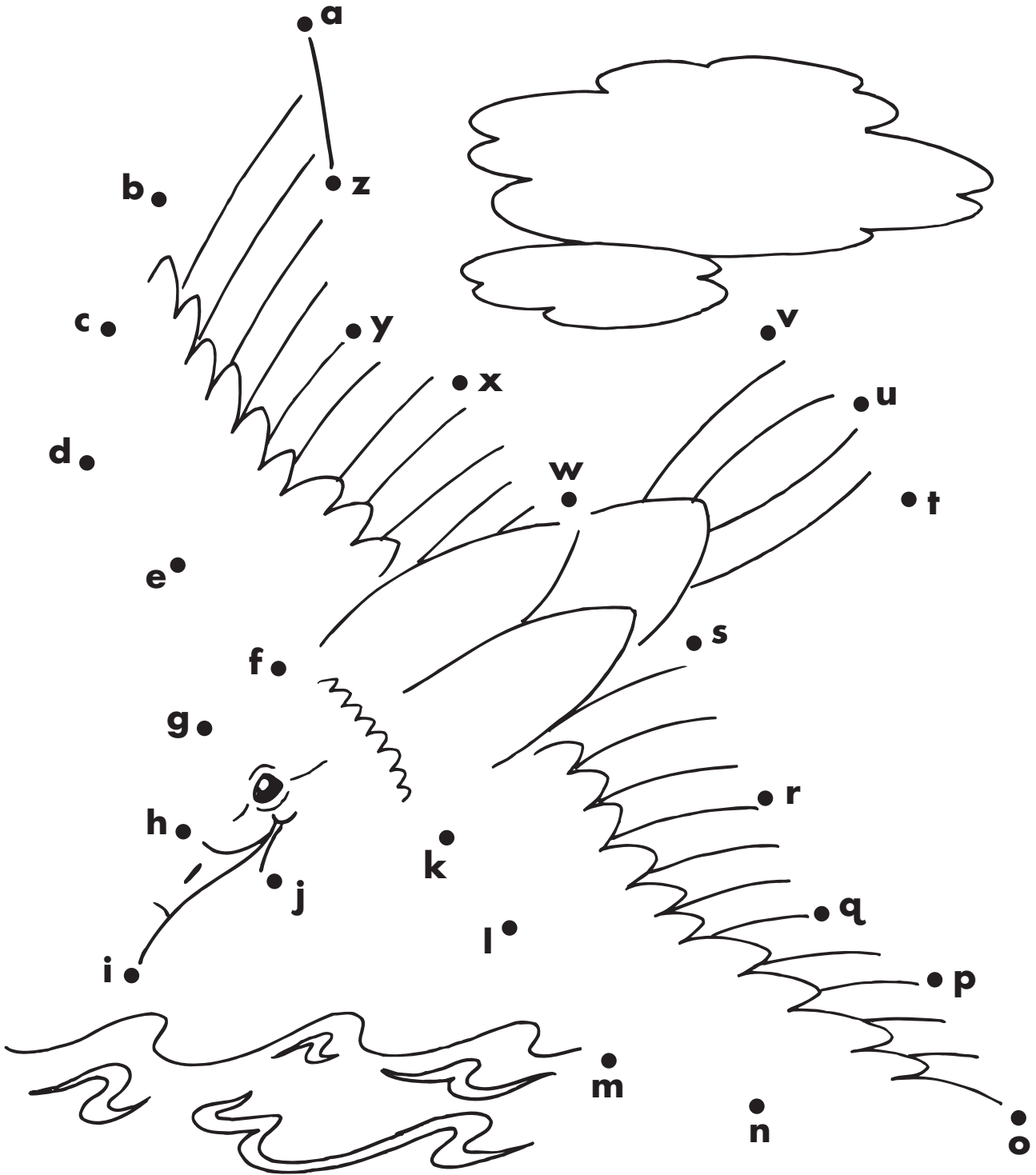
'Sea' The Shark

Directions: Connect the dots from **A** to **Z**. Color.




A Feathered Friend

Directions: Connect the dots from **a** to **z**. Color.




How Many Spots?


Directions: Count the spots on the stingrays. Draw a line to match each stingray to the correct number. Color.



10



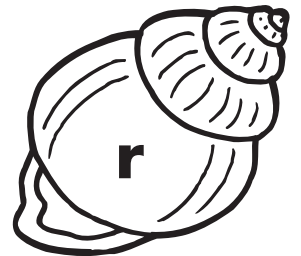


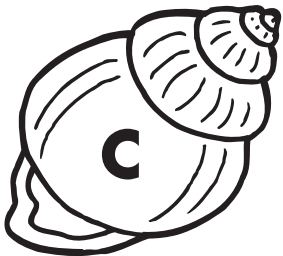






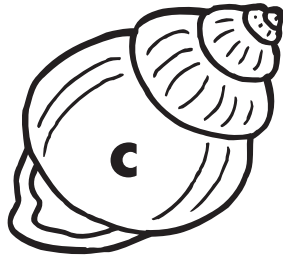


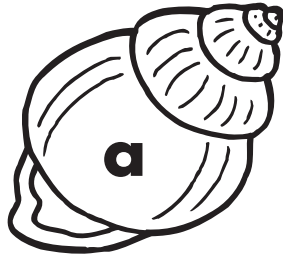



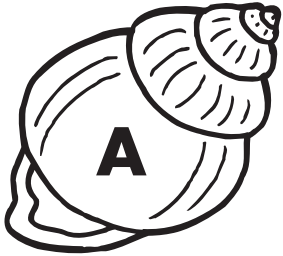
11



12

'Sea' The Shells

Directions: Draw a line from the capital letter to its lowercase letter.



A New Home

Directions: Help the hermit crab find a new home.




Colors Of The Sea

Directions: Color the sea urchins. Use the number key to help you.

13 = red

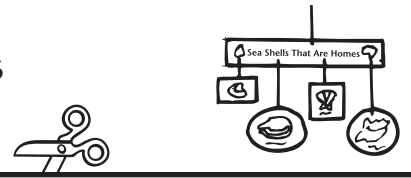
14 = orange

15 = purple




Seashell Mobile


Directions: Color the pictures. Then, cut out the pieces and string them together to create a seashell mobile.



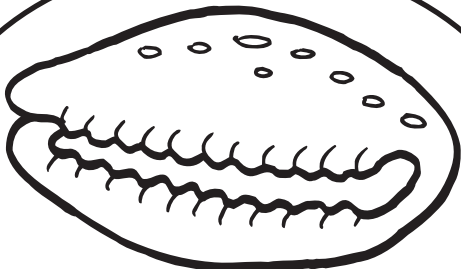
Seashells That Are Homes



Clam



Scallop



Cowrie










Whelk

After the pictures have been colored, help your child glue the page to a piece of construction paper or tagboard. Then, help your child cut the boxes out along the lines and string the mobile together using string or yarn. Allow your child to help choose a spot to display the mobile.



Whose Mother Am I?

Directions: Draw a line to match the mother animals with their young. Color.



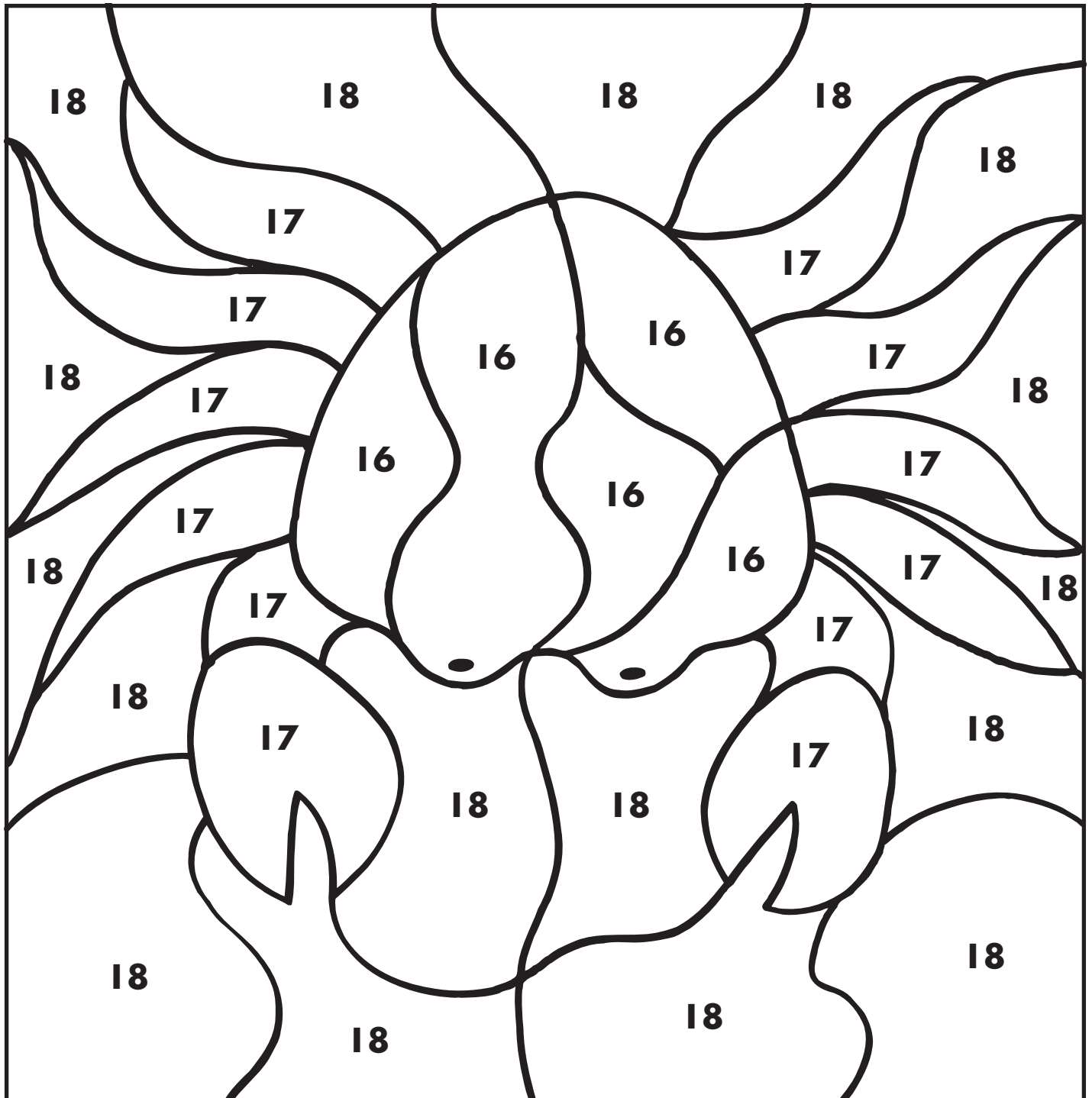
Ocean Surprise

Directions: Color to find the hidden picture. Use the number key to help you.

16 = red


17 = orange

18 = blue



A Watery Home

Directions: Help the sea otter get home to the kelp bed.



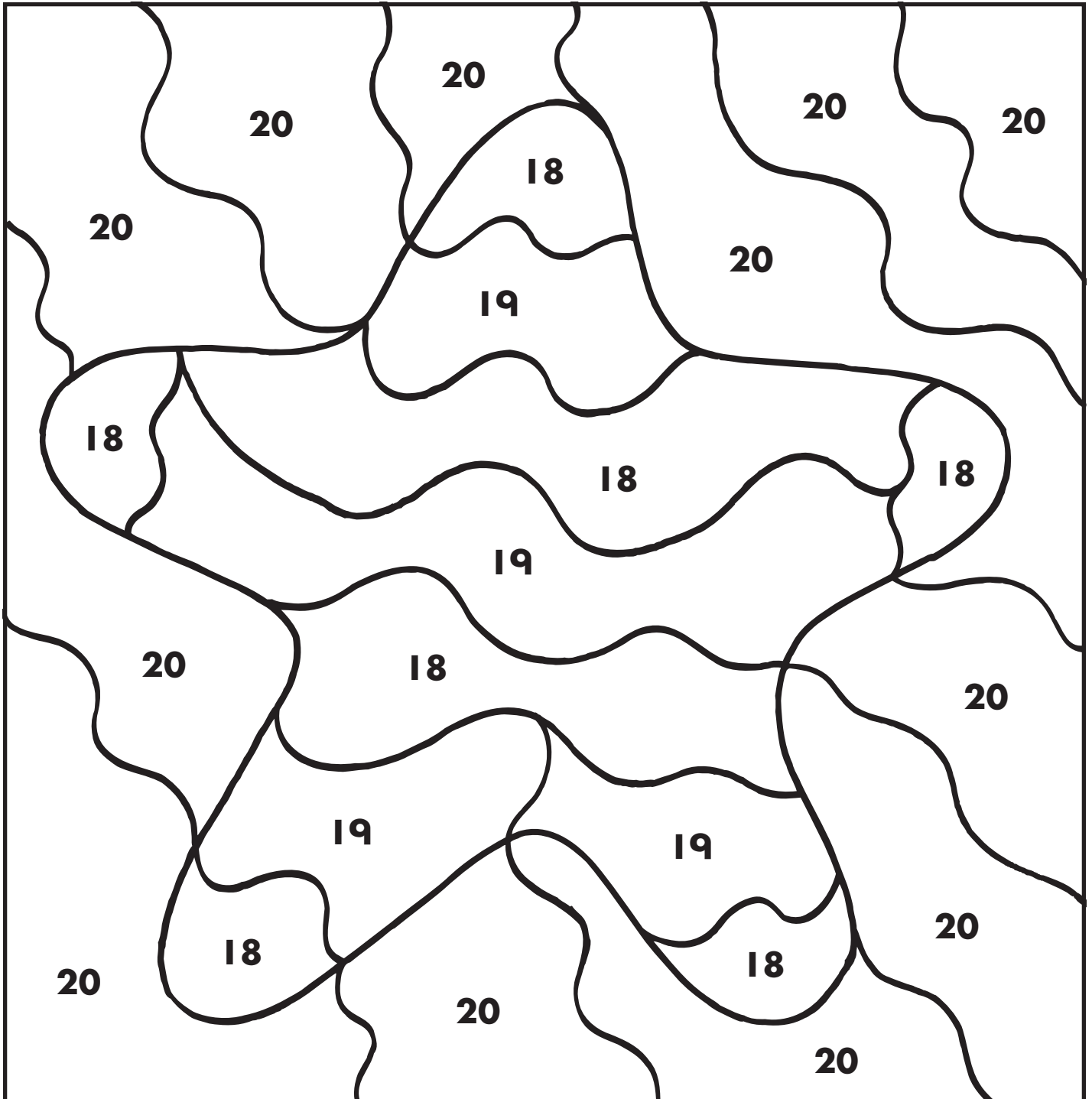
A Starry Find

Directions: Color to find the hidden picture. Use the number key to help you.

18 = red


19 = yellow

20 = blue




Need A Hand?

Directions: Connect the dots from 1 to 20. Color.



'Sea' To Believe


Directions: Circle the sea animal that is biggest in each row. Color.



Killer Whale




Whelk




Walrus




Cushion Star



Crab



Giant Clam



Pufferfish



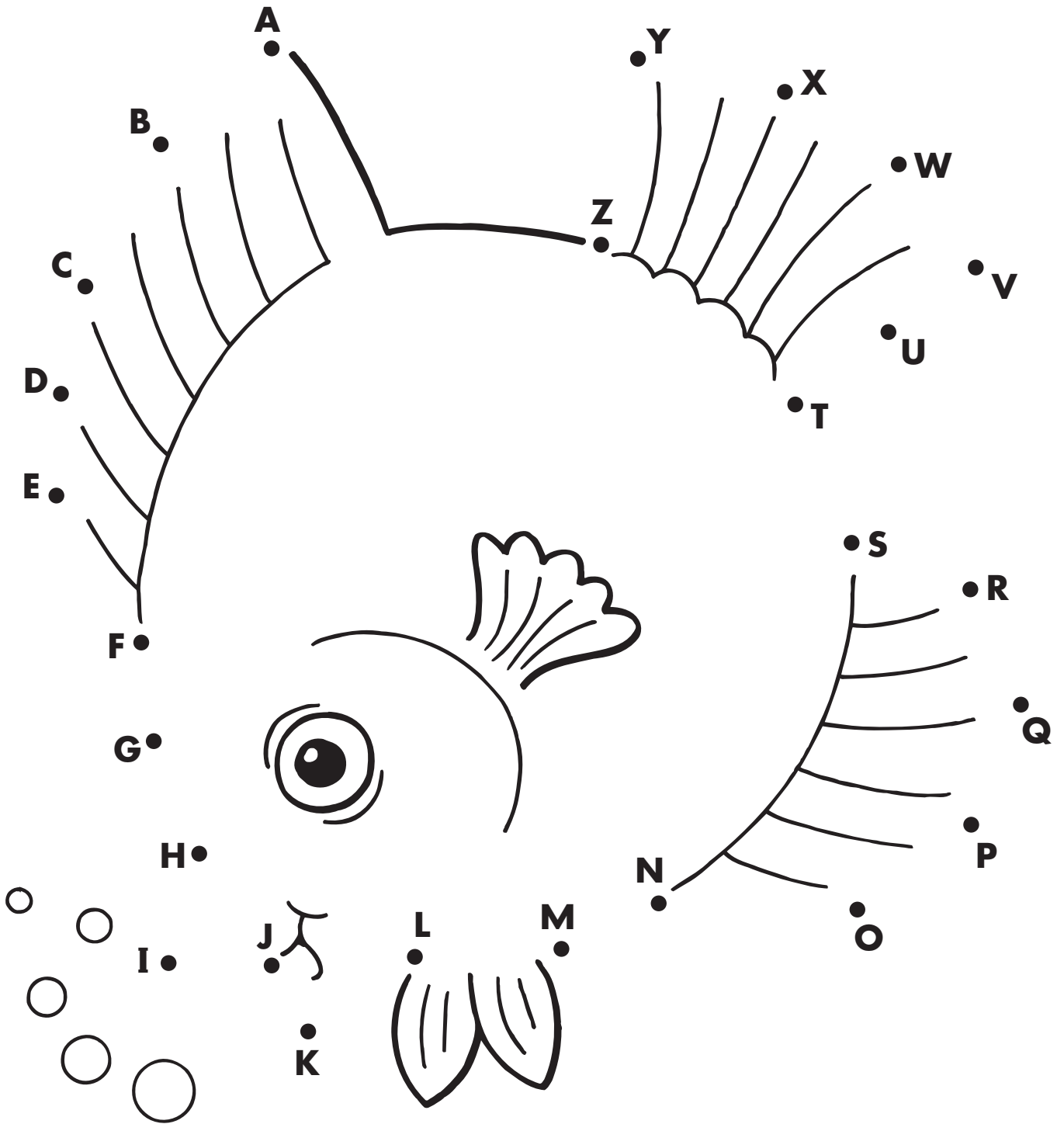
Polyp



Puffin

A Real Angel

Directions: Connect the dots from **A** to **Z**. Color.



Sea Animal Parade

Directions: Circle the mammal that comes next in each row.

