



Learn About

Level

2

# Spanish



**mosca** fly

Teaches &  
Reviews  
Spanish

Builds New  
Vocabulary

Introduces  
First  
Sentences

Answer Key



**rana**  
frog

# Learn About Spanish

Level  
**2**



Brighter Child®  
An imprint of Carson-Dellosa Publishing LLC  
P.O. Box 35665  
Greensboro, NC 27425 USA

© 2012 Carson-Dellosa Publishing LLC. Except as permitted under the United States Copyright Act, no part of this publication may be reproduced, stored, or distributed in any form or by any means (mechanically, electronically, recording, etc.) without the prior written consent of Carson-Dellosa Publishing LLC. Brighter Child® is an imprint of Carson-Dellosa Publishing LLC.

Printed in the USA • All rights reserved.

# Numbers 0-10

**Directions:** Say each word out loud. Circle the number that tells the meaning of the word.



<b>seis</b>	5	0	6
<b>ocho</b>	1	9	8
<b>uno</b>	3	1	8
<b>cero</b>	8	10	0
<b>siete</b>	9	7	1
<b>tres</b>	0	3	5
<b>diez</b>	10	8	7
<b>nueve</b>	4	2	9
<b>cuatro</b>	7	5	4
<b>dos</b>	2	6	3
<b>cinco</b>	6	4	5

# Numbers 0-20

**Directions:** In the left column, write the number words from 0 to 10 in Spanish. Use the words in the box below to help you. Then, in the second column, write the numbers beside each Spanish word. Examples are done for you.

0      cero

1 \_\_\_\_\_

2 \_\_\_\_\_

3 \_\_\_\_\_

4 \_\_\_\_\_

5 \_\_\_\_\_

6 \_\_\_\_\_

7 \_\_\_\_\_

8 \_\_\_\_\_

9 \_\_\_\_\_

10 \_\_\_\_\_

\_\_\_\_\_

\_\_\_\_\_

\_\_\_\_\_

\_\_\_\_\_

\_\_\_\_\_

\_\_\_\_\_

\_\_\_\_\_

\_\_\_\_\_

\_\_\_\_\_

\_\_\_\_\_

once

doce

trece

catorce

quince


dieciséis

diecisiete

dieciocho

diecinueve

veinte



siete  
ocho

uno  
seis

nueve  
cero

cinco  
dos

cuatro  
diez


tres


**Directions:** Now, count from 1 to 20 in Spanish. Point to the numbers as you say them.


- |    |    |    |    |    |    |    |    |    |    |
|----|----|----|----|----|----|----|----|----|----|
| 1  | 2  | 3  | 4  | 5  | 6  | 7  | 8  | 9  | 10 |
| 11 | 12 | 13 | 14 | 15 | 16 | 17 | 18 | 19 | 20 |


# Sunshine 0-20


**Directions:** Write the number for each Spanish word. Cross out the correct number of suns to show the number written in Spanish. The first one is done for you.


  
quince 15


  
veinte \_\_\_\_\_


  
tres \_\_\_\_\_


  
once \_\_\_\_\_


  
nueve \_\_\_\_\_


  
trece \_\_\_\_\_


  
catorce \_\_\_\_\_

  
dieciocho \_\_\_\_\_

  
cero \_\_\_\_\_

  
doce \_\_\_\_\_

  
My favorite number  
\_\_\_\_\_


  
seis \_\_\_\_\_

# Number Puzzle

**Directions:** Write the English number words in the puzzle spaces. Follow the Spanish clues.

## Word List

one	eight	eleven	seventeen
two	nine	thirteen	eighteen
six	ten	fourteen	twenty



### Down

- 1. diecisiete
- 2. veinte
- 4. uno
- 8. nueve
- 9. dieciocho
- 10. diez

### Across

- 1. seis
- 3. ocho
- 5. catorce
- 6. trece
- 7. once
- 10. dos

# The Alphabet

**Directions:** Say the Spanish alphabet out loud. Find the letter that does not appear in the English alphabet.

## El abecedario (the alphabet)

<b>a</b>	a	<b>k</b>	ka	<b>t</b>	te
<b>b</b>	be	<b>l</b>	ele	<b>u</b>	u
<b>c</b>	ce	<b>ll</b>	elle	<b>v</b>	ve
<b>ch</b>	che	<b>m</b>	eme	<b>w</b>	doble ve
<b>d</b>	de	<b>n</b>	ene	<b>x</b>	equis
<b>e</b>	e	<b>ñ</b>	eñe	<b>y</b>	i griega
<b>f</b>	efe	<b>o</b>	o	<b>z</b>	zeta
<b>g</b>	ge	<b>p</b>	pe		
<b>h</b>	hache	<b>q</b>	cu		
<b>i</b>	i	<b>r</b>	ere		
<b>j</b>	jota	<b>s</b>	ese		

**Directions:** Write the Spanish word for each number below. Then, say each word out loud.

- |   |       |   |       |    |       |    |       |
|---|-------|---|-------|----|-------|----|-------|
| 1 | _____ | 5 | _____ | 9  | _____ | 13 | _____ |
| 2 | _____ | 6 | _____ | 10 | _____ | 14 | _____ |
| 3 | _____ | 7 | _____ | 11 | _____ | 15 | _____ |
| 4 | _____ | 8 | _____ | 12 | _____ | 16 | _____ |

# Using You

Spanish uses two different forms of the pronoun *you*.

**tú**

**Tú** is used when talking to

1. someone you refer to by a first name.
2. your sister, brother, or cousin.
3. a classmate.
4. a close friend.
5. a child younger than yourself.



**usted**

**Usted (Ud.)** is used when talking to

1. someone with a title.
2. an older person.
3. a stranger.
4. a person of authority.



**Directions:** Write the names of six or more people in each box below.

Use <b>tú</b> when you are talking to:	Use <b>usted</b> when you are talking to:



# More Than One


Spanish nouns can be placed into two groups—singular nouns (one of something) or plural nouns (more than one of something). Nouns that end in *-s* are usually plural. Nouns ending in other letters are usually singular.

**Directions:** Read the following familiar nouns. Write **S** if the noun is singular and **P** if the noun is plural.

- |                     |                    |                   |
|---------------------|--------------------|-------------------|
| _____ 1. calcetines | _____ 5. dedo      | _____ 9. botas    |
| _____ 2. cuerpo     | _____ 6. vegetales | _____ 10. ciudad  |
| _____ 3. escuela    | _____ 7. sandalias | _____ 11. zapatos |
| _____ 4. guantes    | _____ 8. casa      | _____ 12. boca    |

**Directions:** Follow these rules to write the following Spanish words in the plural.


1. If the word ends in a vowel, add *-s*.
2. If the word ends in a consonant, add *-es*.
3. If the word ends in *z*, change the *z* to *c* before adding *-es*.



- |                 |                   |
|-----------------|-------------------|
| 1. carne _____  | 6. nariz _____    |
| 2. silla _____  | 7. abrigo _____   |
| 3. ciudad _____ | 8. señor _____    |
| 4. lápiz _____  | 9. borrador _____ |
| 5. azul _____   | 10. pollo _____   |

# More and More

**Directions:** Write the plural form of each Spanish clue word in the puzzle.



## Across

- |                  |                     |
|------------------|---------------------|
| <b>1.</b> hombro | <b>10.</b> gato     |
| <b>4.</b> falda  | <b>11.</b> sombrero |
| <b>5.</b> zapato | <b>13.</b> oso      |
| <b>7.</b> museo  | <b>14.</b> lápiz    |
| <b>8.</b> nariz  |                     |

## Down

- 2.** borrador
- 3.** vaso
- 6.** escuela
- 9.** casa
- 12.** mesa

# First Sentences

**Directions:** Create original sentences in Spanish using these sentence starters and the verbs in the word bank. You may use one sentence starter more than once. Write the English meanings on the lines below the Spanish.

## Word Bank

comer

beber

dormir

tocar

hablar

limpiar

mirar

dar

## Sentence Starters

Me gusta \_\_\_\_\_. (I like \_\_\_\_\_.)

No me gusta \_\_\_\_\_. (I don't like \_\_\_\_\_.)

Quiero \_\_\_\_\_. (I want \_\_\_\_\_.)

Necesito \_\_\_\_\_. (I need \_\_\_\_\_.)

1. \_\_\_\_\_  
\_\_\_\_\_
2. \_\_\_\_\_  
\_\_\_\_\_
3. \_\_\_\_\_  
\_\_\_\_\_
4. \_\_\_\_\_  
\_\_\_\_\_
5. \_\_\_\_\_  
\_\_\_\_\_

# Action Words

**Directions:** Refer to the word bank to write the Spanish word that matches each picture.

**Word  
Bank**

comer  
hablar

estudiar  
beber

limpiar  
dormir

mirar  
trabajar

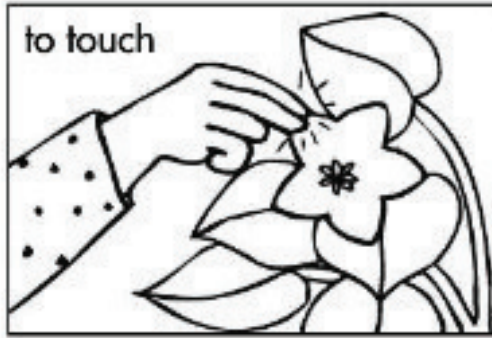
jugar  
tocar

dar  
ir

to clean



to touch

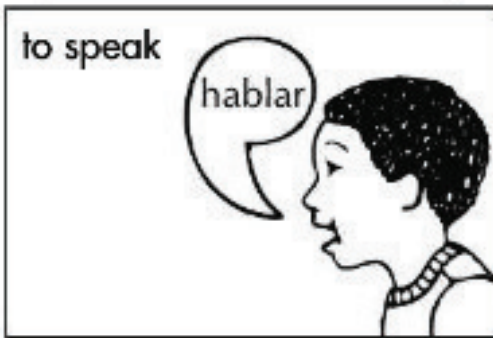


to eat




to speak

hablar



to watch



to drink




to give



to sleep




to study




to go



to work



to play



# Capitals

Spanish uses capital letters less often than the English language. Follow these rules as your guide.

## Capitalization Rules

1. All Spanish sentences begin with capital letters.
2. Names of people begin with capital letters.
3. Names of places (cities, regions, countries, continents) and holidays begin with capital letters.
4. Titles are not capitalized unless abbreviated (*señor*–*Sr.*, *usted*–*Ud.*).
5. Some words that are normally capitalized in English may not be capitalized in Spanish (nationalities, religions, languages, months, and days).

**Directions:** Write *sí* if the word should be capitalized. Write *no* if it should remain lowercase.


- |             |       |              |       |
|-------------|-------|--------------|-------|
| 1. sarah    | _____ | 9. domingo   | _____ |
| 2. inglés   | _____ | 10. católico | _____ |
| 3. navidad  | _____ | 11. santa fé | _____ |
| 4. español  | _____ | 12. viernes  | _____ |
| 5. mexicano | _____ | 13. méxico   | _____ |
| 6. africa   | _____ | 14. julio    | _____ |
| 7. señor    | _____ | 15. colorado | _____ |
| 8. enero    | _____ | 16. miguel   | _____ |



# Pictures to Color

**Directions:** Color the pictures according to each color word.

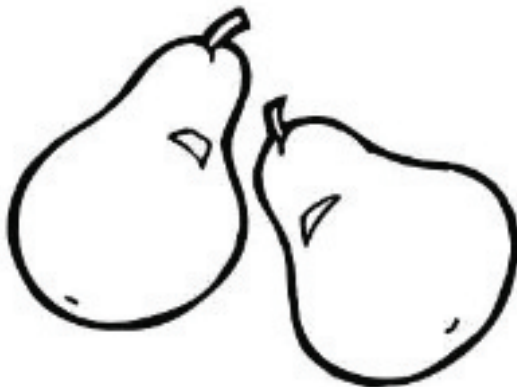
**rojo**




**azul**




**verde**




**anaranjado**



**morado**

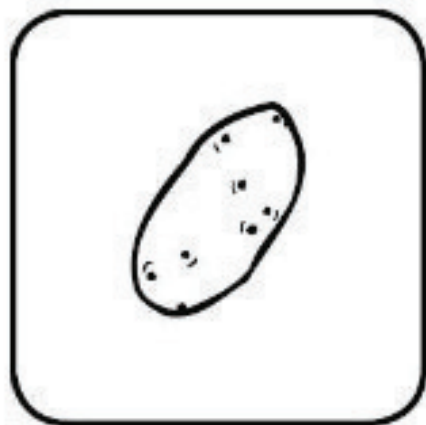


**amarillo**



# Mixed-Up Food

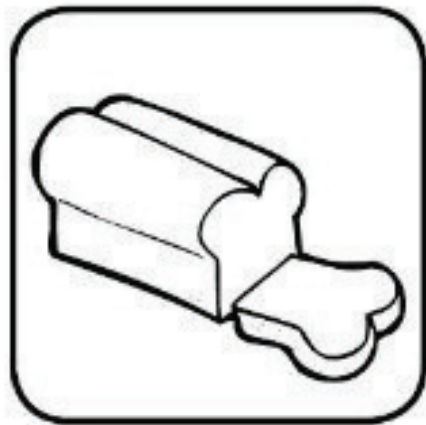
**Directions:** Draw a line from the word to the food picture.



papa



ensalada



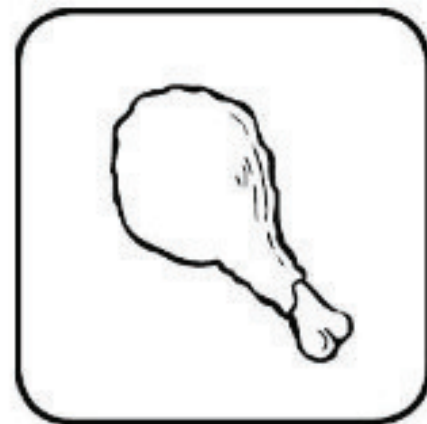
queso

pan



jugo

pollo



# Animals All Around

**Directions:** Copy each word and color the pictures.


**gato**



**perro**




**pájaro**



**pez**



**pato**

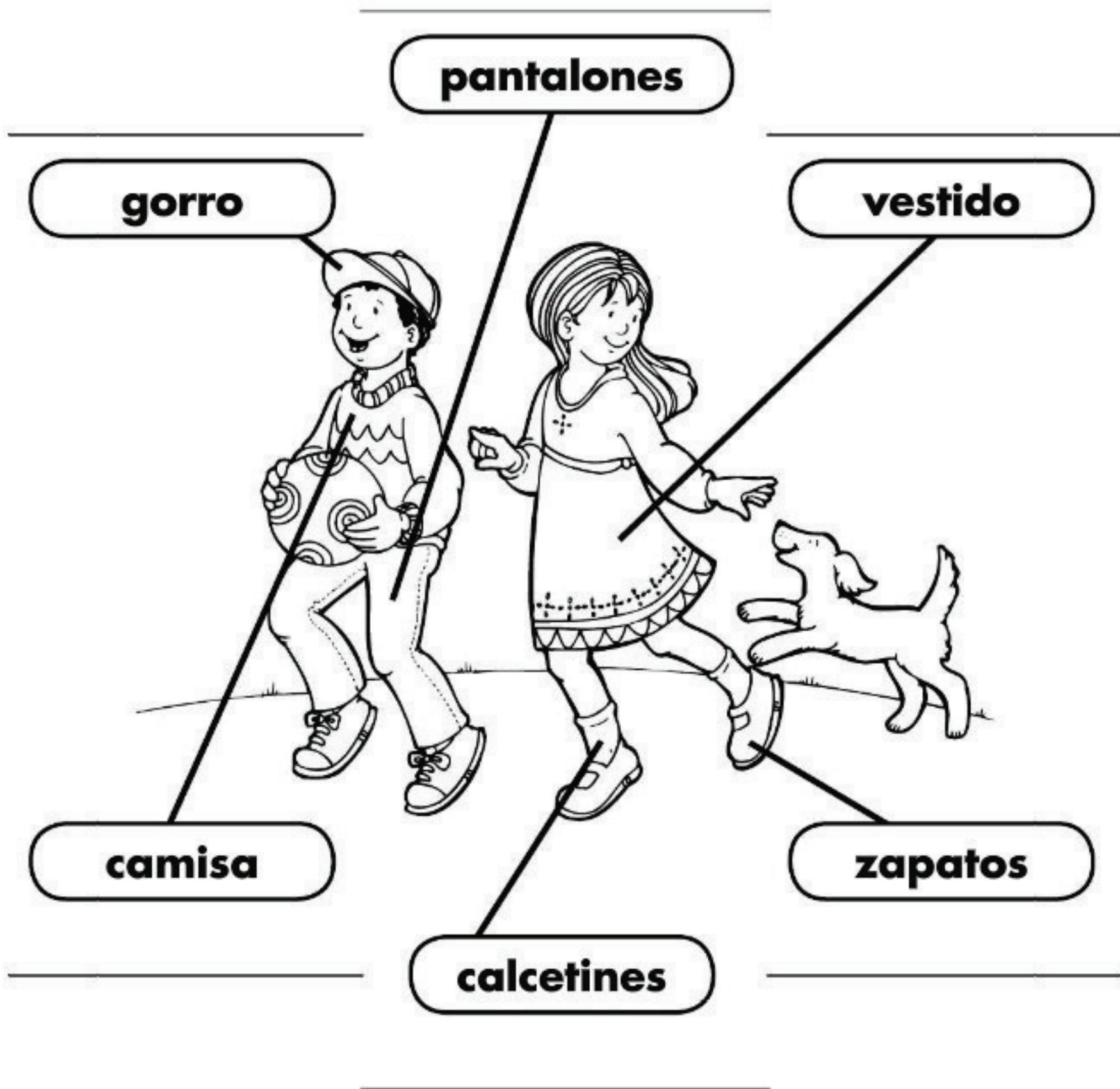


**culebra**



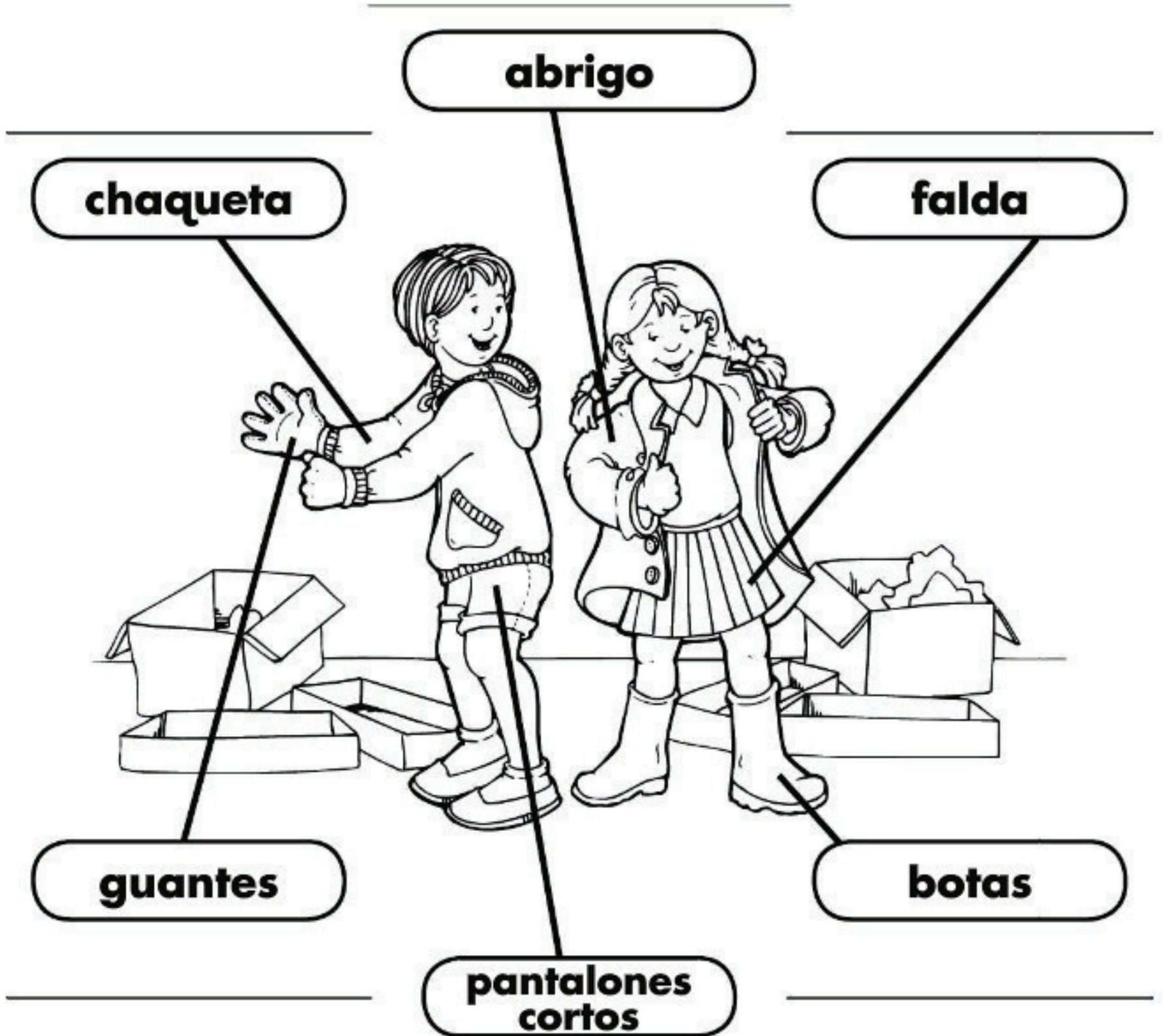
# Clothing

**Directions:** Say each word out loud. Copy each word and color the picture.



# Clothing

**Directions:** Say each word out loud. Copy each word and color the picture.



# Head to Toe

**Directions:** Using the word banks, label the parts of the face and body.



## Word Bank

cara    ojos    boca    nariz    dientes    orejas    pelo

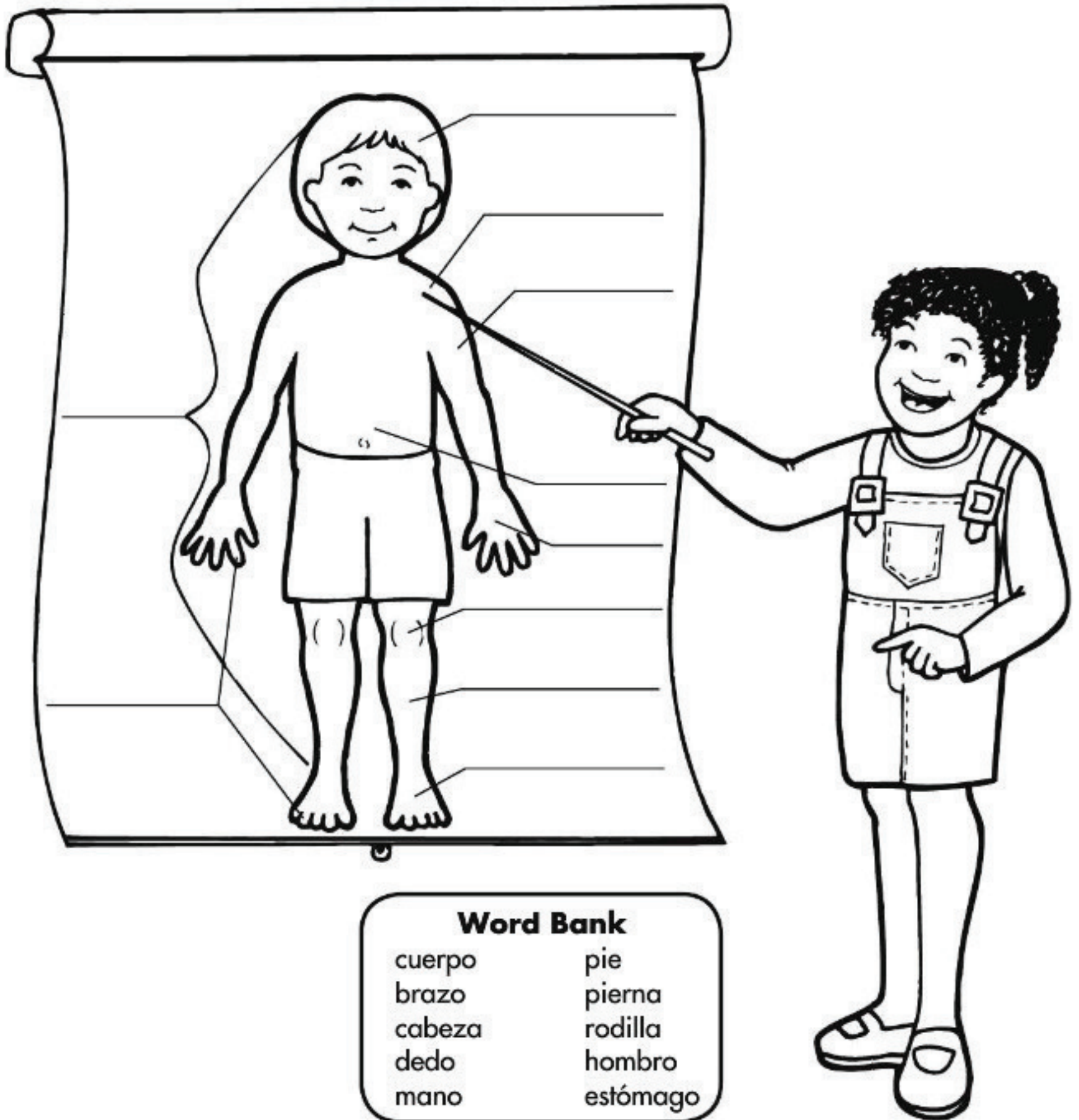


## Word Bank

cuerpo    cabeza    mano    pierna    hombro  
brazo    dedo    pie    rodilla    estómago

# Head and Shoulders

**Directions:** Refer to the word bank to label each body part in Spanish.



# Knees and Toes

**Directions:** Write the Spanish words for the clues in the crossword puzzle.

Word Bank				
cuerpo	cabeza	mano	pierna	hombro
brazo	dedo	pie	rodilla	estómago

## Across

- 2. foot
- 3. body
- 5. knee
- 6. head
- 7. shoulder
- 9. hand

## Down

- 1. finger or toe
- 2. leg
- 4. stomach
- 8. arm



# Family Word Meanings

**Directions:** Say each word out loud. Circle the picture that shows the meaning of each word.

**padre**



**chica**



**abuela**



**madre**



**abuelo**

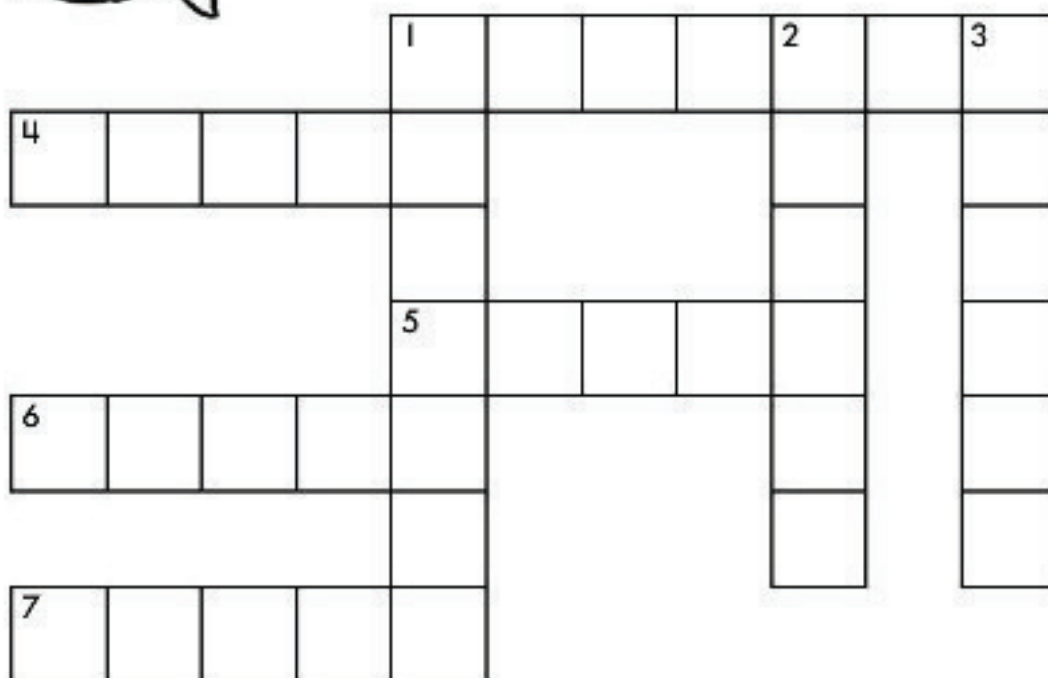


**chico**



# Family Crossword

**Directions:** Use the Spanish words at the bottom of the page to fill in your answers.



## Across

- 1. sister
- 4. father
- 5. mother
- 6. girl
- 7. boy

## Down

- 1. brother
- 2. grandmother
- 3. grandfather



padre	madre
chico	chica
abuelo	abuela
hermano	hermana

# Picture This

**Directions:** Say each word out loud. Circle the picture that shows the meaning of each word.

**casa**



**escuela**



**tienda**



**parque**



**biblioteca**



**museo**






# Places to Go

**Directions:** Say each word out loud. Copy each word and color the picture.

**museo**

**escuela**

**casa**



**tienda**



**parque**

**biblioteca**

# Place Words

**Directions:** Fill in the blanks for place words. Use the Spanish words at the bottom to help you.



t



b i b l i o t e c a



m



p



c

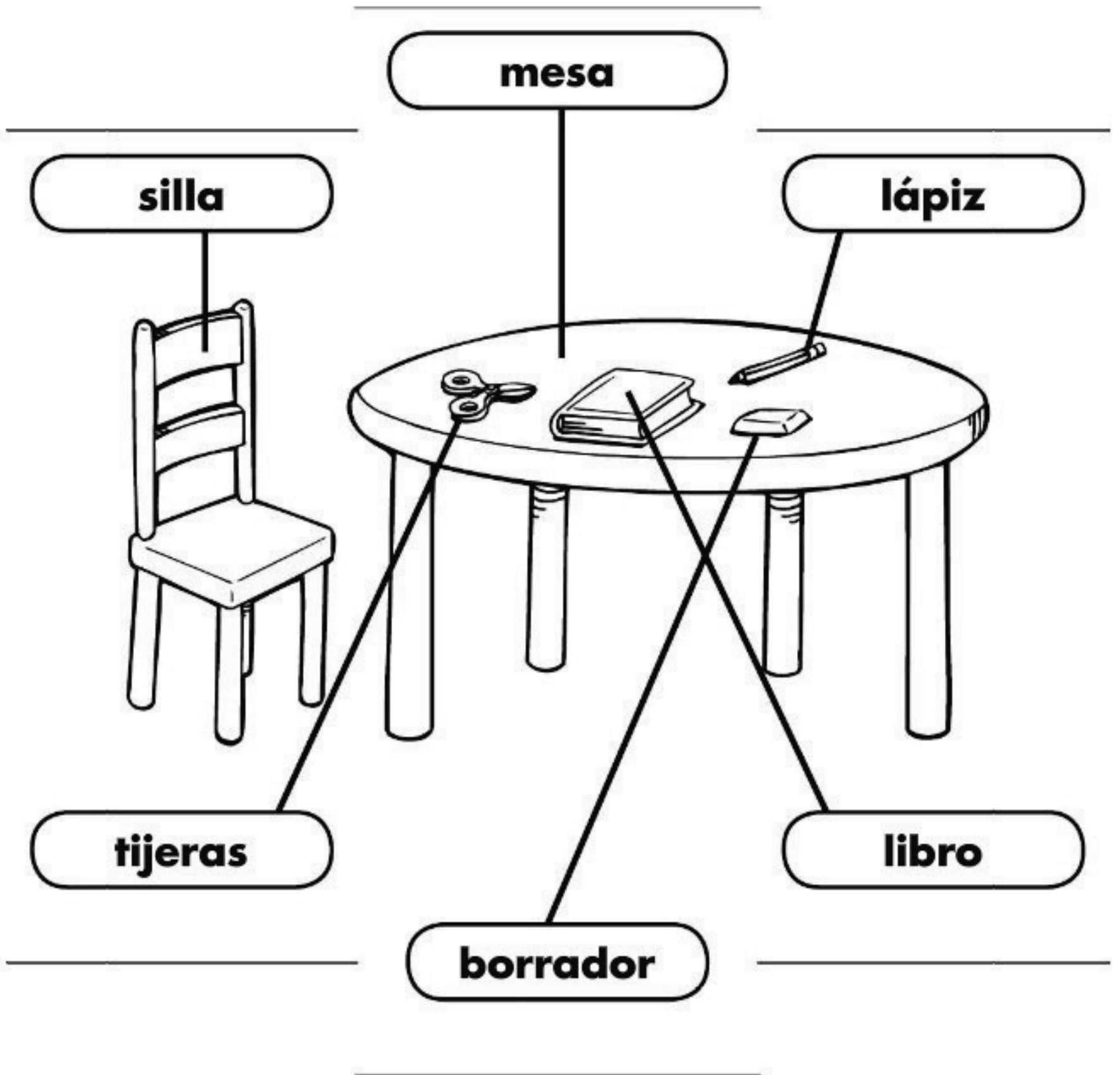
escuela  
biblioteca

museo  
tienda

casa  
parque

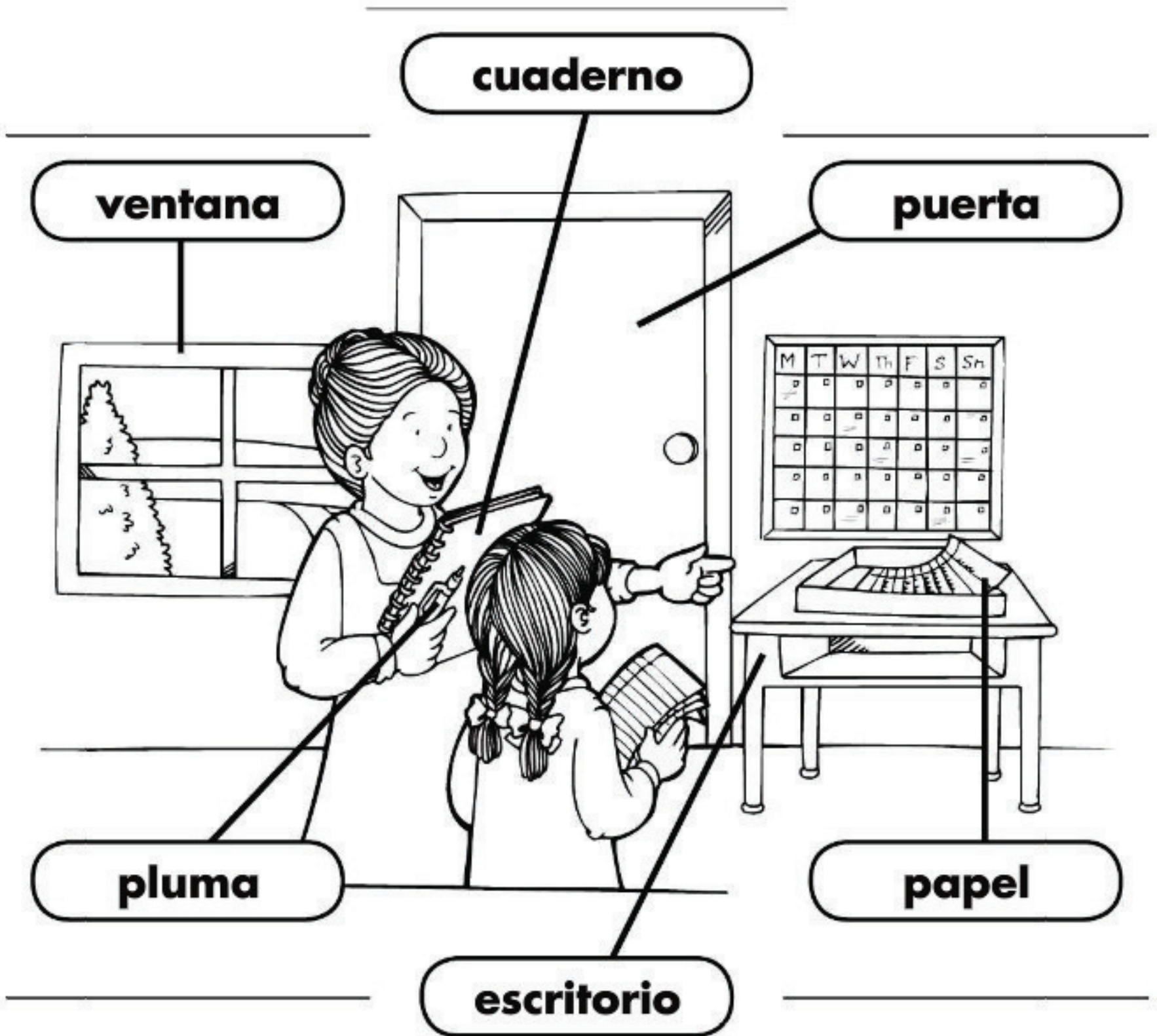
# Classroom Things

**Directions:** Copy each word and color the picture.



# Classroom Words

**Directions:** Say each word out loud. Copy each word and color the picture.



# Listen Carefully

**Directions:** Say each word out loud. Circle the picture that tells the meaning of each word.


**libro**




**tijeras**



**ventana**



**silla**



**pluma**



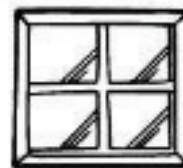
**lápiz**



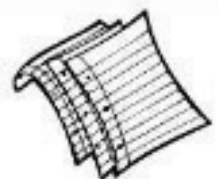
**cuaderno**



**mesa**



**puerta**



### Numbers 0-10

Directions: Say each word out loud. Circle the number that tells the meaning of the word.



seis	5	0	6
ocho	1	9	8
uno	3	1	8
cero	8	10	0
siete	9	7	1
tres	0	3	5
diez	10	8	7
nueve	4	2	9
cuatro	7	5	4
dos	2	6	3
cinco	6	4	5

2

### Numbers 0-20

Directions: In the left column, write the number words from 0 to 10 in Spanish. Use the words in the box below to help you. Then, in the second column, write the numbers beside each Spanish word. Examples are done for you.



0	cero		
1	uno	11	once
2	dos	12	doce
3	tres	13	trece
4	cuatro	14	catorce
5	cinco	15	quince
6	seis	16	dieciséis
7	siete	17	diecisiete
8	ocho	18	dieciocho
9	nueve	19	diecinueve
10	diez	20	veinte

cinco	uno	nueve	diez	cuatro	tres
ocho	seis	cero	dos	diez	

Directions: Now, read from 1 to 20 in Spanish. Point to the numbers as you say them.



3

### Sunshine 0-20

Directions: Write the number for each Spanish word. Cross out the correct number of stars to show the number written in Spanish. The first one is done for you.

quince 15	veinte 20	tres 3
once 11	cinco 5	trece 13
diez 14	dieciocho 18	cero 0
doce 12	dieciséis 16	seis 6

My favorite number: \_\_\_\_\_  
Answers will vary.

4

### Number Puzzle

Directions: Write the English number words in the puzzle spaces. Follow the Spanish clues.

one	eight	seven	numbers
two	nine	thirteen	digits
six	ten	fourteen	twenty



- Down:
- eleven
  - twelve
  - one
  - seven
  - eleven
  - two
- Across:
- one
  - seven
  - seven
  - three
  - seven
  - one
  - two
  - two

5

### The Alphabet

Directions: Say the Spanish alphabet out loud. Find the letter that does not appear in the English alphabet.

#### El abecedario (the alphabet)

a	b	c	d	e	f	g	h	i	j	k	l	m	n	o	p	q	r	s	t	u	v	w	x	y	z
---	---	---	---	---	---	---	---	---	---	---	---	---	---	---	---	---	---	---	---	---	---	---	---	---	---

Directions: Write the Spanish word for each number below. Then, say each word out loud.

- uno
- dos
- tres
- cuatro
- cinco
- seis
- siete
- ocho
- nueve
- diez
- once
- doce
- trece
- catorce
- quince
- dieciséis

6

### Using You

Speakers use two different forms of the pronoun you.

Tú is used when talking to:

- someone you refer to by a first name
- your sister, brother, or cousin
- a friend
- a child younger than yourself



Usted (Ud.) is used when talking to:

- someone with a title
- an older person
- a stranger
- a person of authority



Directions: Write the names of six or more people in each box below.

Use tú when you are talking to:	Use usted when you are talking to:
Answers will vary.	Answers will vary.

7

### More Than One

Spanish nouns can be placed into two groups: singular nouns (one of something) or plural nouns (more than one of something). Nouns that end in -a are usually plural. Nouns ending in other letters are usually singular.

Directions: Read the following families of nouns. Write S if the noun is singular and P if the noun is plural.

P	1. estudiantes	S	8. árboles	P	9. libros
S	2. amigos	P	6. regaderas	S	10. platos
S	3. mesas	P	7. comoditas	P	11. zapatos
P	4. garbanos	S	5. casas	S	12. libros

Directions: Follow these instructions with the following Spanish words in the plural.

- If the noun ends in a vowel, add -s.
- If the noun ends in a consonant, add -es.
- If the noun ends in -o, change the o to a before adding -es.



- carne
- sillas
- ciudades
- lápices
- azules
- narices
- abrigos
- señoras
- barracones
- pollas

8

### More and More

Directions Write the plural form of each Spanish noun used in the puzzle.



- Answers:
- |             |                |             |
|-------------|----------------|-------------|
| 1. frutos   | 10. platos     | 2. hermanos |
| 6. familias | 11. resultados | 3. vasos    |
| 8. zapatos  | 13. nos        | 4. comidas  |
| 7. platos   | 14. platos     | 5. vasos    |
| 9. platos   | 12. platos     |             |

20

### First Sentences

Directions Copy to a lined notebook in Spanish using these sentence starters and the verbs in the word bank. You may use one sentence starter more than once. Write the English meanings of the Spanish verbs in Spanish.

Word Bank			
comer	hablar	chequear	trabajar
limpiar	ir	beber	estudiar

Sentence Starters			
Me gusta _____	(I like _____)		
No me gusta _____	(I don't like _____)		
Quiero _____	(I want _____)		
Hay _____	(There is _____)		

- Answers will vary.
- \_\_\_\_\_
  - \_\_\_\_\_
  - \_\_\_\_\_
  - \_\_\_\_\_
  - \_\_\_\_\_

21

### Action Words

Directions Refer to the word bank to write the Spanish word that matches each picture.

Word Bank	comer	trabajar	limpiar	hablar	ir	beber	estudiar
							
limpiar	comer	trabajar					
							
hablar	beber	estudiar					
							
dar	dormir	trabajar					
							
jugar	trabajar	jugar					

22

### Capitals

Spanish uses capital letters less often than the English language. Follow these rules on page 20.

**Capitalization Rules**

- All Spanish sentences begin with capital letters.
- Names of people begin with capital letters.
- Names of places (cities, regions, countries, continents) and holidays begin with capital letters.
- Only one set of capital letters abbreviates (father, mother, sister, etc.).
- Some words that are normally capitalized in English may not be capitalized in Spanish (months, religions, languages, months, and days).







Directions Write if the word should be capitalized. Write si if it should and no if not.

- |             |    |             |    |
|-------------|----|-------------|----|
| 1. mamá     | si | 4. domingo  | no |
| 2. España   | no | 10. mañana  | no |
| 3. montañas | si | 11. octubre | si |
| 8. España   | no | 12. viernes | no |
| 5. hermanos | no | 13. octubre | si |
| 6. China    | si | 14. julio   | no |
| 7. agua     | no | 15. octubre | si |
| 9. arroz    | no | 16. agosto  | si |

23

### Pictures to Color









Directions Color the pictures according to each color word.

rojo red	azul blue
	
verde green	anaranjado orange
	
morado purple	amarillo yellow
	

24

### Mixed-Up Food

Directions Draw a line from the word to the food picture.


	papa	
	tacos	
	pan	
	juice	
	leche	
	pollo	

25

### Animals All Around

Directions Copy each animal and color the picture.

Colors will vary.

		
gato	perro	pájaro
		
pez	pato	culebra
	pato	

26

### Clothing

**Directions:** Say each word out loud. Copy each word and color the picture. Colors will vary.

garro  
gorro

pantalones  
pantalones

vestido  
vestido

camisa  
camisa

calcetines  
calcetines

zapatos  
zapatos

26

### Clothing

**Directions:** Say each word out loud. Copy each word and color the picture. Colors will vary.

abrigo  
abrigo

chaqueta  
chaqueta

falda  
falda

guantes  
guantes

botas  
botas

pantalones  
pantalones cortos

batas  
batas

27

### Head to Toe

**Directions:** Using the word bank, label the parts of the face and body.

ojos  
ojos

nariz  
nariz

carra  
carra

dentitas  
dentitas

boca  
boca

Word Bank: boca, ojos, boca, nariz, dientes, ojos, pelo

hombro  
hombro

mano  
mano

rodilla  
rodilla

dedo  
dedo

estómago  
estómago

pierna  
pierna

Word Bank: cabeza, rodilla, dedo, estómago, brazo, pierna, cuerpo, brazo, cabeza, pierna, cuello, hombro

28

### Head and Shoulders

**Directions:** Refer to the word bank to label each body part in the picture.

cabeza  
cabeza

hombro  
hombro

brazo  
brazo

cuerpo  
cuerpo

estómago  
estómago

mano  
mano

rodilla  
rodilla

pierna  
pierna

pie  
pie

Word Bank: cabeza, hombro, brazo, cuerpo, estómago, mano, rodilla, pierna, pie

29

### Knees and Toes

**Directions:** Write the Spanish words for the items in the crossword puzzle.

Word Bank: cuerpo, brazo, pierna, mano, cabeza, hombro, pie, dedo, rodilla, cuello

**Across:**  
 2. feet  
 3. body  
 4. knee  
 6. hand  
 7. shoulder  
 8. hand

**Down:**  
 1. finger or toe  
 2. leg  
 3. arm  
 5. eye

30

### Family Word Meanings

**Directions:** Say each word out loud. Circle the picture that shows the meaning of each word.

padre

chico

abuela

madre

abuelo

chica

31

### Family Crossword

**Directions:** Use the Spanish words at the bottom of the page to fill in your crossword.

padre

hermana

padre

madre

chico

chico

**Across:**  
 1. father  
 2. mother  
 3. son  
 4. girl  
 5. boy

**Down:**  
 1. brother  
 2. grandmother  
 3. grandfather













padre, madre, hermano, hermana, hijo, hija

32



### Picture This

Directions: Say each word out loud. Circle the picture that shows the meaning of each word.

casa    
 escuela    
 tienda    
 parque    
 biblioteca    
 museo  




### Places to Go

Directions: Say each word out loud. Copy each word and color the picture. Colors will vary.

museo   
 escuela    
 escuela     
 tienda     
 tienda     
 tienda     
 biblioteca 


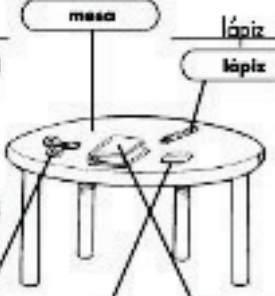








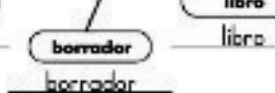


### Place Words

Directions: Fill in the blanks for place words. Use the Spanish words of the letters to help you.

  
   
 t  
 b i b l i o t e c a  
 e n d m u s e o  
 p a r q u e e  
 c a s a  
 tienda biblioteca museo tienda museo parque














### Classroom Things

Directions: Copy each word and color the picture. Colors will vary.

silla     
 silla     
 tijeras     
 tijeras     
 borrador 

























### Classroom Words

Directions: Say each word out loud. Copy each word and color the picture. Colors will vary.

ventana     
 ventana     
 pluma     
 pluma     
 escritorio 

### Listen Carefully

Directions: Say each word out loud. Circle the picture that tells the meaning of each word.

libro     
 tijeras     
 ventana     
 silla     
 pluma     
 lápiz     
 cuaderno     
 mesa     
 puerta 