

Fisher-Price



Learning Fun!

Number Order
Letter Order



Creating Sets, Vowel and Consonant Sounds

Fisher-Price®



Learning Fun!

Kindergarten I



Modern Publishing
A Division of Unisystems, Inc.
New York, NY 10022
Printed in the U.S.A.
Series UPC: 49400

Fisher-Price, Little People, and related trademarks, copyrights and character designs are used under license from Fisher-Price, Inc., a subsidiary of Mattel, Inc., East Aurora, NY 14052 U.S.A. ©2004, 2005 Mattel, Inc. All Rights Reserved.

Manufactured for and distributed by Modern Publishing,
a division of Unisystems, Inc., New York, New York 10022

Copyright ©2004, 2005 Modern Publishing, a division of Unisystems, Inc.

©Honey Bear Books is a trademark owned by Honey Bear Productions, Inc.,
and is registered in the U.S. Patent and Trademark Office.

No part of this book may be reproduced or copied in any form
without written permission from the publisher. All Rights Reserved.

Printed in the U.S.A.

NOTE TO PARENTS / CAREGIVERS

Dear Parents/Caregivers:

You can help your children get a solid head start through early learning with this Fisher-Price® Little People® Kindergarten Learning Pad!

As your child's first and most important teacher, you can encourage his or her love of learning by participating in learning activities at home. Working together on the activities in this Fisher-Price® Little People® Kindergarten Learning Pad will help your child gain confidence and develop learning skills that will be crucial as he or she grows and begins school.

Help make your time together enjoyable and rewarding by following these suggestions:

- Choose a quiet time when you and your child are relaxed.
- Provide a selection of writing tools (pens, pencils, crayons).
- Discuss each page. Help your child relate the concepts in the book to everyday experiences.
- Work on only a few pages at a time. Do not attempt to complete each page if your child becomes tired or loses interest.
- Praise your child's efforts.

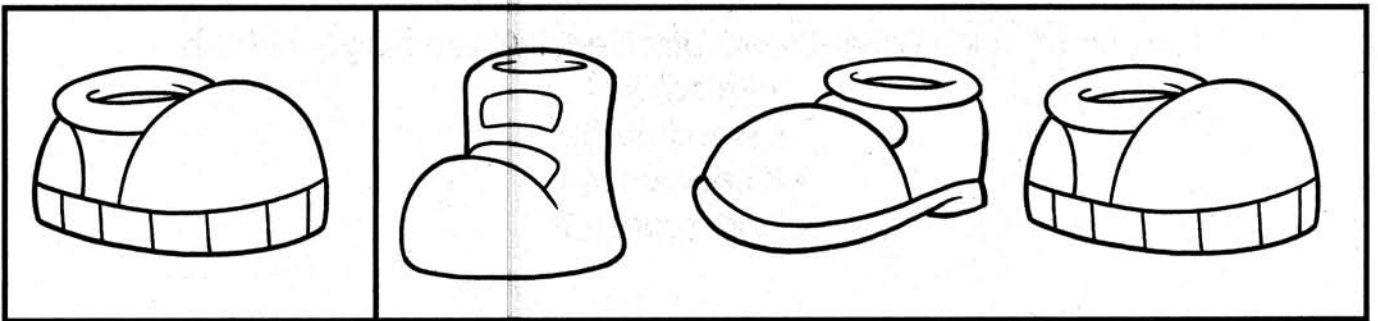
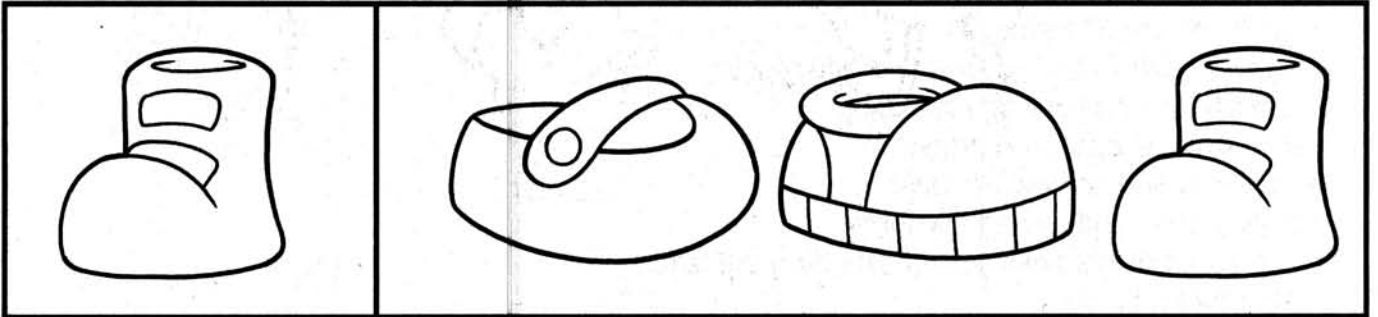

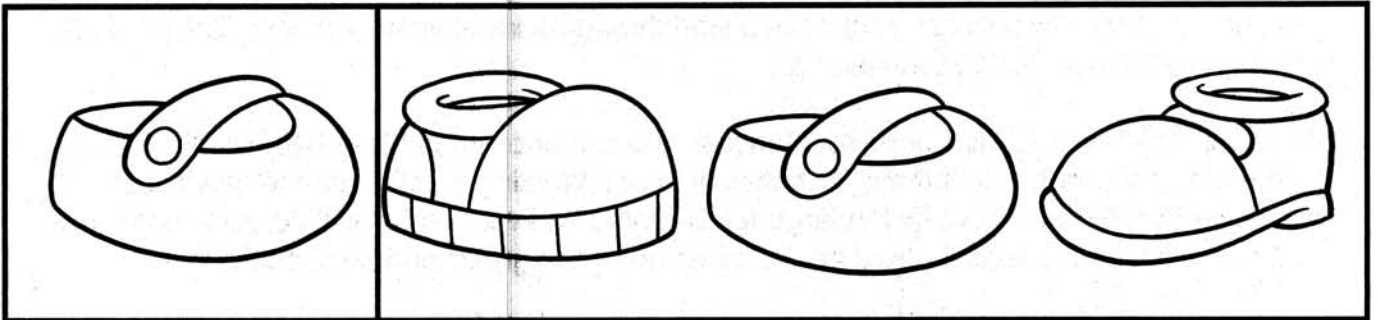
This title teaches the following essential skills:

- Fine motor skills development
- Eye/hand coordination
- Noticing details and recognizing differences
- Classifying and thinking logically
- Identifying shapes and patterns
- Counting and comparing sets
- Recognizing and writing numbers
- Reading, tracing, writing, and sounding out letters
- Alphabetical order

Look for all of the Fisher-Price® Little People® Learning Fun! Pads:

- Preschool I
- Preschool II
- Kindergarten I
- Kindergarten II

Look at the shoe at the beginning of each row.
A row goes across.
Then look at the other shoes in the row.
Find and circle the shoe that matches the first one.





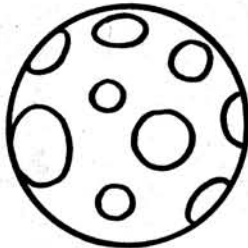
Skills: Noticing details; Recognizing differences

Help Sonya Lee discover which circus animal is missing.
Draw lines connecting the circus animals that are alike.
One animal does not have a match.
Circle the animal that does not have a match.




Skills: Matching; Recognizing similarities

Michael is getting ready to play ball.
Find and circle the ball that looks exactly like Michael's.




Skills: Noticing details; Recognizing similarities

Sarah Lynn is getting ready for a tea party.
Look at the four puzzle pieces.
Number the pieces in order from the left side
of the picture to the right side.



Skills: Spatial awareness; Visual perception; Developing fine motor skills; Logical thinking

Maggie and Eddie are ready to get on the bus.
Help them find the correct path to take them to the bus.




Skills: Visual perception; Developing fine motor skills

Look at the finished picture of Maggie.
Look at the smaller pictures around her.
Draw lines to connect each small picture
to its match in the big picture.




Skills: Spatial awareness; Visual perception; Developing fine motor skills

Look at Eddie and Sarah Lynn at the top of the page. Eddie is facing left. Sarah Lynn is facing right. Now look at the rest of the pictures on the page. Circle the ones that are facing left. Draw a line under the ones that are facing right.





Skills: Spatial orientation; Noticing details; Building vocabulary; Recognizing right and left

Look at the picture.
What do you think it is?
Complete the picture.



Skills: Thinking logically; Developing fine motor skills; Problem solving

The Little People® characters like to sing and play musical instruments!
Look closely at the two pictures.
Then circle five things from the top picture that are missing from the bottom picture.




Skills: Noticing details; Recognizing differences

Today is Michael's birthday!
But some things are going wrong.
Circle six things in the picture that are wrong.



Skills: Noticing details; Recognizing differences; Thinking logically

Help Sarah Lynn find her way to see the baby zoo animals.
Then color the picture.

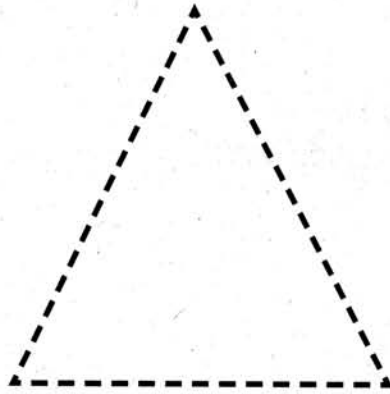


Skills: Visual perception; Developing fine motor skills

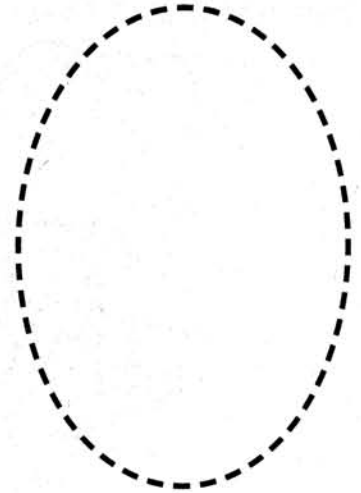
Trace all of the shapes.
Say their names.
Then color the shapes.




SQUARE



TRIANGLE




OVAL



CIRCLE




RECTANGLE



STAR


Skills: Identifying shapes

Eddie is at the playground.
Name all of the shapes on the sidewalk
to the playground.
Then color the picture.




Skills: Identifying shapes

Maggie is riding on the school bus.
How many circles do you see?
Count them.
Put an X on each one.








Skills: Identifying shapes; Counting

Color the first brick in each row red.
A row goes across.
Color the second brick in each row brown.
Color the third brick in each row yellow.
Continue the pattern of the colors.



Skills: Observing and continuing patterns

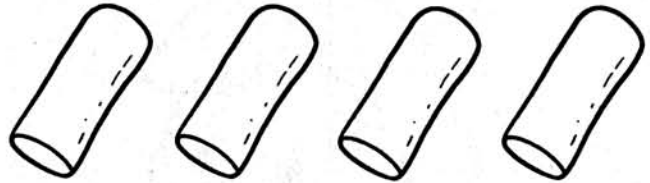
Eddie and Sarah Lynn are getting ready to eat.
Count the number of items on each plate.
Write the number below each plate.




Skills: Identifying sets; Counting

Look at the numbers on the left.
Look at the objects in each row.
A row goes across.
Draw a line to connect each number with
the correct number of supplies.


1



2



3




4




Skills: Counting; Identifying sets; Recognizing numbers

Sonya Lee is shopping for fruit at the grocery store.
Look at each piece of fruit and trace the number below it.
Then circle that number of fruit at the store.




Skills: Creating sets of objects; Writing numbers; Counting

Sarah Lynn is at the circus!
Connect the dots from 1 to 10 to see
what the clown is holding.
Then color the picture.




Skills: Number order; Recognizing numbers

Eddie and Freddie are on their way to visit the fire station.
Follow the numbers to get them to the fire station.
Trace each number.





Skills: Recognizing numerals; Writing

The mail carrier accidentally dropped a letter!
Help Maggie return the letter to Mail Carrier Kelly.
Follow the correct path through the maze.



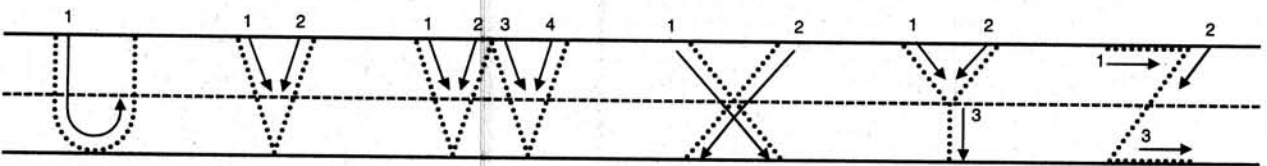
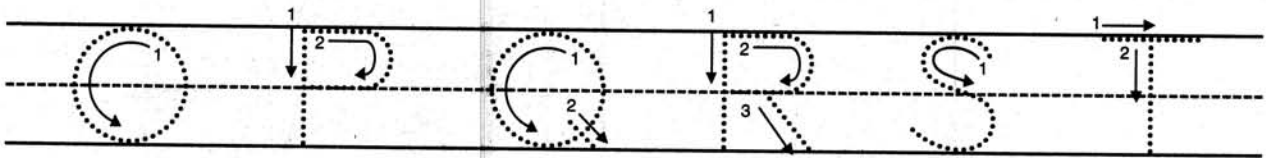
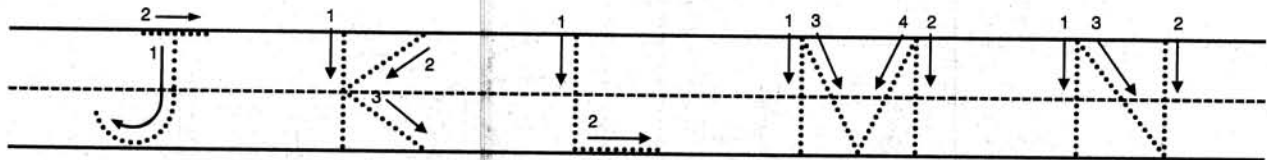
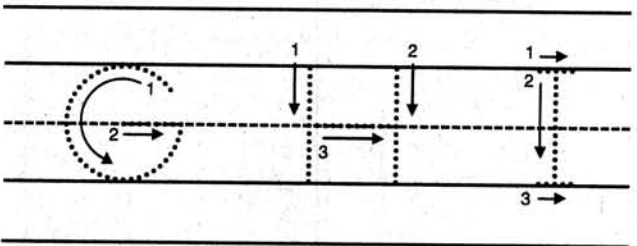
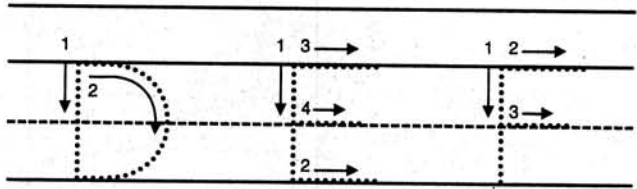
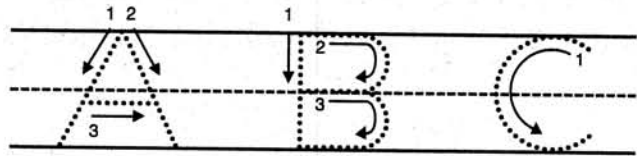
Skills: Visual perception; Developing fine motor skills

Sonya Lee is visiting the farm.
Look closely at both pictures.
Circle four things in the picture on the left
that are missing from the picture on the right.



Skills: Noticing details; Recognizing differences

Help Maggie write the alphabet.
 Trace each letter.
 Say each letter's name.



Skills: Letter order; Forming uppercase letters; Writing the alphabet; Saying letter names

Help Michael write the alphabet.
 Trace each letter.
 Say each letter's name.



Tracing practice for lowercase letters 'i', 'j', 'o', 'p', and 'q' on a three-line grid. Each letter is shown with numbered arrows indicating the stroke order.

- Row 1: 'i' (1: vertical down, 2: counter-clockwise circle), 'j' (1: vertical down, 2: counter-clockwise circle), 'o' (1: counter-clockwise circle).
- Row 2: 'p' (1: counter-clockwise circle, 2: vertical down), 'q' (1: counter-clockwise circle, 2: horizontal right), 'r' (1: counter-clockwise circle, 2: vertical down, 3: horizontal right).
- Row 3: 'g' (1: counter-clockwise circle, 2: vertical down), 'h' (1: vertical down, 2: counter-clockwise circle), 'k' (1: vertical down, 2: diagonal down-right).

Tracing practice for lowercase letters 'l', 'm', 'n', 'u', 'v', 'w', 'x', 'y', and 'z' on a three-line grid. Each letter is shown with numbered arrows indicating the stroke order.

- Row 4: 'l' (1: vertical down, 2: counter-clockwise circle), 'm' (1: vertical down, 2: counter-clockwise circle, 3: counter-clockwise circle), 'n' (1: vertical down, 2: counter-clockwise circle), 'u' (1: counter-clockwise circle, 2: vertical down).
- Row 5: 'v' (1: counter-clockwise circle, 2: vertical down), 'w' (1: counter-clockwise circle, 2: vertical down, 3: counter-clockwise circle, 4: vertical down), 'x' (1: vertical down, 2: diagonal down-right), 'y' (1: counter-clockwise circle, 2: vertical down), 'z' (1: horizontal right, 2: diagonal down-right, 3: horizontal right).

Skills: Letter order; Forming lowercase letters; Writing the alphabet; Saying letter names

Eddie is practicing writing his name.
Practice writing your name on the lines.



Handwriting practice lines consisting of two sets of four lines each. Each set includes a solid top line, a dashed midline, and a solid bottom line.


Skills: Forming uppercase and lowercase letters

Help Sonya Lee find out who is hiding in the tree.
Connect the dots from A to Z.
Then color the picture.



Skills: Letter order; Recognizing uppercase letters

Help Sarah Lynn find out who is in the ocean.
Connect the dots from a to z.
Then color the picture.




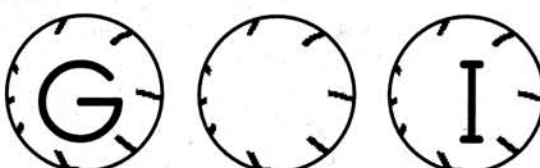
Skills: Letter order; Recognizing lowercase letters

Michael and Eddie are getting ready to play basketball.

Look at each set of basketballs.


Which letter comes between the two letters?

Write the missing letter on the middle basketball.




Skills: Letter order; Recognizing uppercase letters


Sarah Lynn likes singing and dancing.
Connect the dots from 1 to 10 to find out
who is watching her show.





Skills: Number order; Recognizing numbers 1 to 10


The Little People® characters all went fishing.
How many fish did each person catch?
Count the number of fish in each box.
Write the number.





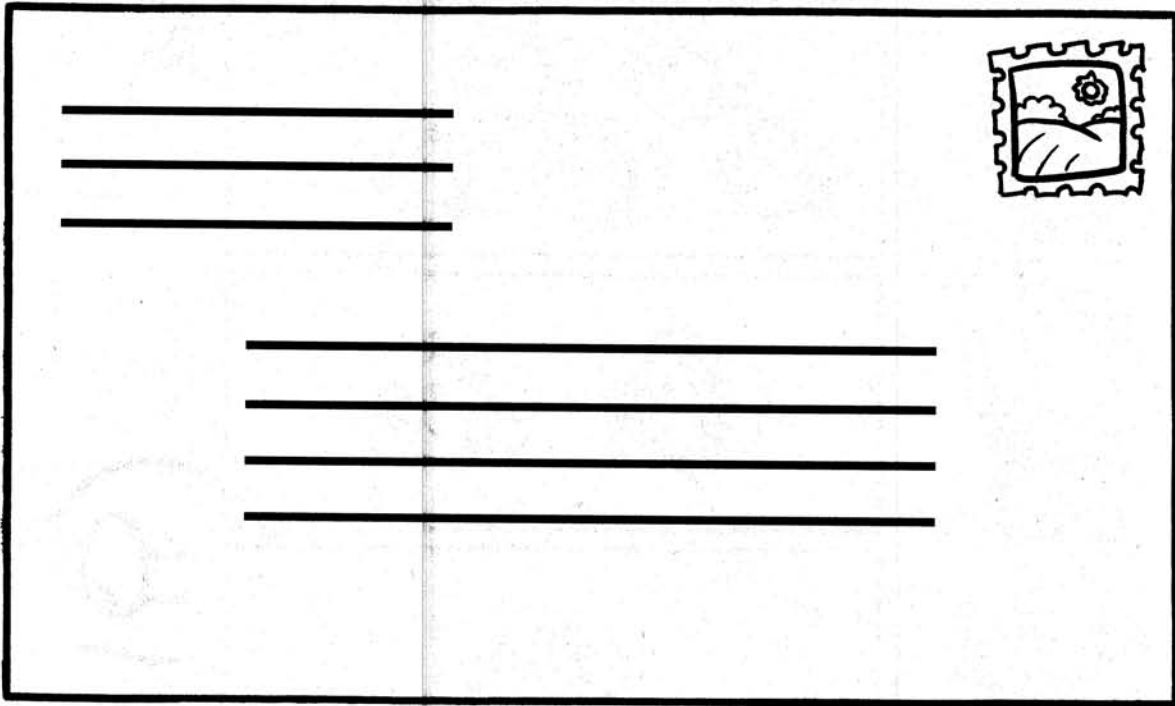






Skills: Counting; Writing numbers

It is fun to get mail!
Here is a letter for you.
Write your name and address on the
front of the envelope.




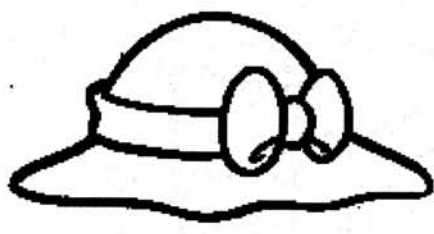
Skills: Writing name and address

Help Sarah Lynn color her hats.
Read the color word next to each hat.
Trace the color word.
Then color the hat to match the word.



orange



brown



red

blue




yellow



green

purple

pink




Skills: Identifying color words; Recognizing colors; Building and writing vocabulary

In spring, Michael and Lucky like to look at the flowers.
Color the picture.

Trace the word "spring" and write it.


What other things might Michael do outside in the spring?



spring

Skills: Developing fine motor skills; Eye/hand coordination; Understanding seasons

In summer, Eddie and Sarah Lynn go swimming.
They like to splash each other in the water.
Color the picture. Trace the word "summer" and write it.
What other things might Eddie and Sarah Lynn do outside in the summer?



summer

Skills: Developing fine motor skills; Eye/hand coordination; Understanding seasons

In fall, Sonya Lee likes to pick pumpkins from a patch.
Color the picture.
Trace the word "fall" and write it.
What other things might Sonya Lee do outside in the fall?



fall

Skills: Developing fine motor skills; Eye/hand coordination; Understanding seasons






In winter, Maggie likes to sled down a hill.
Color the picture.
Trace the word "winter" and write it.
What other things might Maggie do outside in the winter?



winter

Skills: Developing fine motor skills; Eye/hand coordination; Understanding seasons

Look at the letter on each chalkboard.
Draw lines from the chalkboards to the pictures whose
names start with the matching sound.
Can you say the beginning sounds of the other pictures?



Skills: Developing auditory discrimination; Matching beginning sounds;
Recognizing letter/sound relationships

Help round up the animals for the circus.
Look at the pictures and say their ending sounds.
Draw a line from each picture to the letter
that makes its ending sound.



Skills: Developing auditory discrimination; Matching ending sounds;
Recognizing letter/sound relationships

Name each vowel.

Say each short vowel sound. Short vowel sounds are in these words: hat, ed, ig, oll, and uck.

Then name each picture.

Draw a line to connect each picture to the vowel you hear in the word.


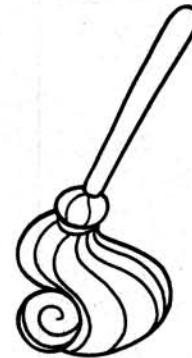

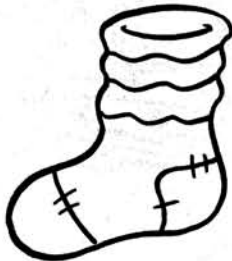


a

e

i

o

u



Skills: Recognizing short vowels and their sounds; Using visual perception skills

Name each vowel.
Say each long vowel sound. The long vowels
sound like the letter's name.
Then name each picture.
Draw a line to connect each picture
to the vowel you hear in the word.

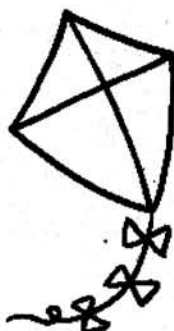

a

e

i

o

u

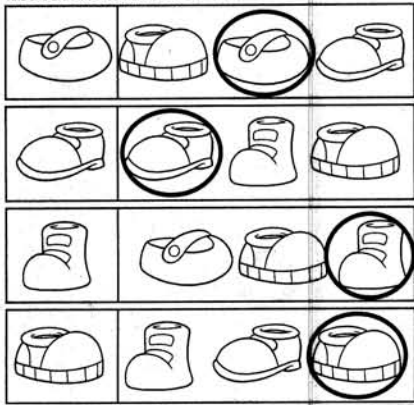


Skills: Recognizing long vowels and their sounds; Using visual perception skills

Answers

Page 4


Look at the shoe at the beginning of each row.
A row goes across.
Then look at the other shoes in the row.
Find and circle the shoe that matches the first one.



Skills: Noticing details; Recognizing differences

Page 7


Sarah Lynn is getting ready for a tea party.
Look at the four puzzle pieces.
Number the pieces in order from the left side
of the picture to the right side.



Skills: Spatial awareness; Visual perception; Developing fine motor skills; Logical thinking

Page 5


Help Sonya Lee discover which circus animal is missing.
Draw lines connecting the circus animals that are alike.
One animal does not have a match.
Circle the animal that does not have a match.



Skills: Matching; Recognizing similarities

Page 8

Maggie and Eddie are ready to get on the bus.
Help them find the correct path to take them to the bus.



Skills: Visual perception; Developing fine motor skills

Page 6

Michael is getting ready to play ball.
Find and circle the ball that looks exactly like Michael's.



Skills: Noticing details; Recognizing similarities

Page 9

Look at the finished picture of Maggie.
Look at the smaller pictures around her.
Draw lines to connect each small picture
to its match in the big picture.



Skills: Spatial awareness; Visual perception; Developing fine motor skills

Answers

Page 10

Look at Eddie and Sarah Lynn at the top of the page. Eddie is facing left. Sarah Lynn is facing right. Now look at the rest of the pictures on the page. Circle the ones that are facing left. Draw a line under the ones that are facing right.



Skills: Spatial orientation, Noticing details, Building vocabulary, Recognizing right and left

Page 13

Today is Michael's birthday! But some things are going wrong. Circle six things in the picture that are wrong.



Skills: Noticing details, Recognizing differences, Thinking logically

Page 11


Look at the picture. What do you think it is? Complete the picture.



Skills: Thinking logically, Developing fine motor skills, Problem solving

Page 14


Help Sarah Lynn find her way to see the baby zoo animals. Then color the picture.



Skills: Visual perception, Developing fine motor skills

Page 12

The Little People® characters like to sing and play musical instruments! Look closely at the two pictures. Then circle five things from the top picture that are missing from the bottom picture.



Skills: Noticing details, Recognizing differences

Page 17

Maggie is riding on the school bus. How many circles do you see? Count them. Put an X on each one.




Skills: Identifying shapes, Counting

Answers

Page 18


Color the first brick in each row red.
A row goes across.
Color the second brick in each row brown.
Color the third brick in each row yellow.
Continue the pattern of the colors.



Skills: Observing and continuing patterns

Page 19

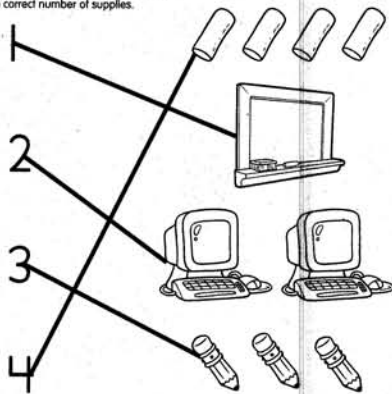
Eddie and Sarah Lynn are getting ready to eat.
Count the number of items on each plate.
Write the number below each plate.



Skills: Identifying sets, Counting

Page 20


Look at the numbers on the left.
Look at the objects in each row.
A row goes across.
Draw a line to connect each number with
the correct number of supplies.



Skills: Counting, Identifying sets, Recognizing numbers

Page 21

Sonya Lee is shopping for fruit at the grocery store.
Look at each piece of fruit and trace the number below it.
Then circle that number of fruit at the store.



Skills: Creating sets of objects, Writing numbers, Counting

Page 22

Sarah Lynn is at the circus!
Connect the dots from 1 to 10 to see
what the clown is holding.
Then color the picture.



Skills: Number order, Recognizing numbers

Page 24

The mail carrier accidentally dropped a letter!
Help Maggie return the letter to Mail Carrier Kelly.
Follow the correct path through the maze.




Skills: Visual perception, Developing fine motor skills

Answers

Page 25

Sonya Lee is visiting the farm.
Look closely at both pictures.
Circle four things in the picture on the left
that are missing from the picture on the right.



Skills: Noticing details, Recognizing differences

Page 30

Help Sarah Lynn find out who is in the ocean.
Connect the dots from a to z.
Then color the picture.



Skills: Letter order, Recognizing lowercase letters

Page 29


Help Sonya Lee find out who is hiding in the tree.
Connect the dots from A to Z.
Then color the picture.



Skills: Letter order, Recognizing uppercase letters

Page 31

Michael and Eddie are getting ready to play basketball.
Look at each set of basketballs.
Which letter comes between the two letters?
Write the missing letter on the middle basketball.



Skills: Letter order, Recognizing uppercase letters

Page 32

Sarah Lynn likes singing and dancing.
Connect the dots from 1 to 10 to find out
who is watching her show.









Skills: Number order, Recognizing numbers 1 to 10

Answers

Page 33

The Little People® characters all went fishing. How many fish did each person catch? Count the number of fish in each box. Write the number.

		3
		5
		2
		1
		8

Skills: Counting, Writing numbers

Page 41


Help round up the animals for the circus. Look at the pictures and say their ending sounds. Draw a line from each picture to the letter that makes its ending sound.



Skills: Developing auditory discrimination, Matching ending sounds, Recognizing letter/sound relationships

Page 40


Look at the letter on each chalkboard. Draw lines from the chalkboards to the pictures whose names start with the matching sound. Can you say the beginning sounds of the other pictures?



Skills: Developing auditory discrimination, Matching beginning sounds, Recognizing letter/sound relationships

Page 42

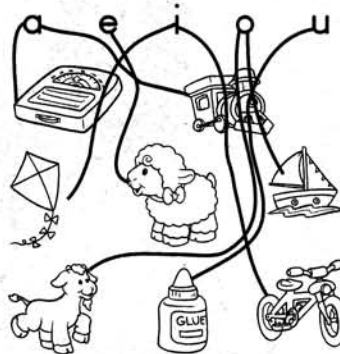
Name each vowel. Say each short vowel sound. Short vowel sounds are in these words: hgt, bqd, fig, dgl, and dyck. Then name each picture. Draw a line to connect each picture to the vowel you hear in the word.



Skills: Recognizing short vowels and their sounds, Using visual perception skills

Page 43

Name each vowel. Say each long vowel sound. The long vowels sound like the letter's name. Then name each picture. Draw a line to connect each picture to the vowel you hear in the word.



Skills: Recognizing long vowels and their sounds, Using visual perception skills

WELCOME TO A WORLD OF THINKING WITH THE LITTLE PEOPLE® CHARACTERS!

Learning at home is fundamental to a solid educational foundation. This Fisher-Price® Little People® Kindergarten I Learning Fun! Pad offers parents and caregivers the perfect tool to aid them in teaching their children basic learning skills at home.

Fisher-Price® Little People® characters and toys are featured on every tear-out page. Fun-to-do activities will hold kindergartners' interest, making it easy to learn. Easy-to-follow instructions for age-appropriate exercises encourage children to learn at their own pace. Concise explanations of the skills being taught and a clear answer key give parents and caregivers an opportunity to take an active role in their child's learning process.

Look for all of these Fisher-Price® Little People® Learning Fun! Pads:

**Preschool I
Preschool II
Kindergarten I
Kindergarten II**



**MODERN
PUBLISHING**
A DIVISION OF
UNISYSTEMS, INC.

35 YEARS

Modern Publishing
A Division of Unisystems, Inc.
New York, New York 10022
Printed in the U.S.A

Fisher-Price, Little People, and related trademarks, copyrights, and character designs are used under license from Fisher-Price, Inc., a subsidiary of Mattel, Inc., East Aurora, NY 14052 U.S.A. ©2004, 2005 Mattel, Inc. All Rights Reserved.
Manufactured for and distributed by Modern Publishing, a division of Unisystems, Inc., New York, New York 10022

Come visit our website at modernpublishing.com

ISBN 0-7666-1551-0

