

LOW BEGINNING
Workbook



Includes
LISTENING EXERCISES

OXFORD
PICTURE
DICTIONARY

SECOND EDITION



Jane Spigarelli

LOW BEGINNING

Workbook

OXFORD PICTURE DICTIONARY

SECOND EDITION

OPD



Jane Spigarelli

Acknowledgments

The publisher and author would like to acknowledge the following individuals for their invaluable feedback during the development of this workbook:

Patricia S. Bell, Lake Technical County ESOL, Eustis, FL

Patricia Castro, Harvest English Institute, Newark, NJ

Druci Diaz, CARIBE Program and TBT, Tampa, FL

Jill Gluck, Hollywood Community Adult School, Los Angeles, CA

Frances Hardenbergh, Southside Programs for Adult and Continuing Ed, Prince George, VA

Mercedes Hern, Tampa, FL

(Katie) Mary C. Hurter, North Harris College, Language and Communication, Houston, TX

Karen Kipke, Antioch Freshman Academy, Antioch, TN

Ivanna Mann-Thrower, Charlotte Mecklenburg Schools, Charlotte, NC

Holley Mayville, Charlotte Mecklenburg Schools, Charlotte, NC

Jonetta Myles, Salem High School, Conyers, GA

Kathleen Reynolds, Albany Park Community Center, Chicago, IL

Jan Salerno, Kennedy-San Fernando CAS, Grenada Hills, CA

Jenni Santamaria, ABC Adult School, Cerritos, CA

Geraldine Scott, Truman College/Lakeview Learning Center, Chicago, IL

Sharada Sekar, Antioch Freshman Academy, Antioch, TN

Terry Shearer, Region IV ESC, Houston, TX

Melissa Singler, Cape Fear Community College, Wilmington, NC

Cynthia Wiseman, Wiseman Language Consultants, New York, NY

The author would like to thank:

Stephanie Karras, Executive Publishing Manager, for her collaborative spirit and expert advice in the project's early phases. I am grateful for Stephanie's vision and support throughout.

Sharon Sargent, Managing Editor, for her commitment to meeting the needs of the low-beginning learner, and for her thoughtful critique and vibrant encouragement.

Amy Cooper, editor extraordinaire, for her creativity, insight, and attention to

detail, as well as her reassurance and camaraderie.

Marjorie Fuchs and Margaret Bonner, authors of the *High Beginning* and *Low Intermediate Workbooks*, for their inspirational first edition *Workbooks*.

Bruce Myint, Katie La Storia, and Charlotte Roh for their valuable feedback and problem-solving acumen.

Fran Newman, Image Editor, for her willingness to include me in this

integral part of the process, even when it wasn't remotely convenient for her to do so.

Jaclyn Smith and Stacy Merlin, designers, for their artistic creativity and incredible investment of time and energy.

Pronk&Associates for their commitment and skill.

Jayne Adelson-Goldstein, author of the *OPD*, and all around force of nature, for her time, energy, and

commitment to this and all the components of the *OPD* program. I am thankful to have had the luxury of her guidance and enthusiasm.

My students and colleagues at Kennedy-San Fernando Community Adult School for the invaluable things they've taught me over the years.

This book is dedicated to my mother, Nora, who listens to me, laughs with me, and encourages me to take many deep breaths.

The publisher would like to thank the following for their permission to reproduce copyrighted material:

pp. 124, 135: U.S. Postal Service Corporate Logo, Express Mail Logo, Certified Mail, Letter Carrier Uniform, Postal Clerk Uniform, Round Top Collection Mailbox, Priority Mail Logo, Media Mail, and Certified Mail are trademarks of the United States Postal Service and are used with permission.

To the Teacher

The *Low Beginning*, *High Beginning* and *Low Intermediate Workbooks* that accompany *The Oxford Picture Dictionary* have been designed to provide meaningful and enjoyable practice of the vocabulary that students are learning. These workbooks supply high-interest context and real information for enrichment and self-expression.

The *Workbooks* conveniently correspond page-for-page to the 163 topics of *The Oxford Picture Dictionary*. For example, if you are working on page 50 in the *Dictionary*, the activities for this topic, Apartments, will be found on page 50 in all three *Dictionary* workbooks.

The *Low Beginning Workbook* addresses the needs of low-beginning learners by practicing the most essential, level-appropriate words from *The Oxford Picture Dictionary*. Each topic in this workbook includes a Low-Beginning Word List at the top of the page. Here you and your students will find all the words that will be practiced on the workbook page. Word Lists typically provide 9–15 words per topic. Each item in the Word List is reviewed and practiced at least twice in the lesson.

All topics in the *Low Beginning Workbook* follow the same easy-to-use format. Exercise 1 introduces students to the target words in the Word List and provides a task designed to review meaning. The tasks in Exercise 1 offer learners opportunities to answer questions about his or her own life, give opinions, or use the *OPD* to personalize the learning process.

Following this activity are one or more content-rich contextualized exercises such as labeling, true or false, matching, sequencing, categorizing, or odd-one-out. These exercises feature an abundance of art to provide fresh, high-interest context and give essential visual support for the low-beginning learner. A variety of graphs, charts, and lifeskills documents are also provided.

As you peruse this book, you'll notice that about a third of the topics include a Challenge activity as a final exercise. Challenge activities provide higher-level critical thinking practice or additional personalization where appropriate. A standard feature in the *High Beginning* and *Low Intermediate Workbooks*, Challenge activities are introduced here to provide level-appropriate critical-thinking exercises.

This workbook includes audio CDs offering one listening exercise for each topic. The CDs give students the opportunity to hear the language of each topic in natural, real-life contexts, including short conversations, narratives, and numeric and spelling dictations. The listening exercises are in the back of the workbook beginning on page 254.

Each of the 12 units ends with Another Look, a review which allows students to practice vocabulary from various topics of a unit in a game or puzzle-like activity, such as word searches, complete the picture, and P-searches, where students search a picture for items that begin with the letter p. These activities are at the back of the *Low Beginning Workbook* on pages 242–253.

As a low-beginning classroom teacher, it's always my hope to find material that will motivate and empower my students, as well as make my own life a bit easier. It is my fondest wish that the *Low Beginning Workbook* will help to do that for you and your students.



Jane Spigarelli

To the Student

The *Oxford Picture Dictionary* has over 4,000 words. This workbook will help you use these words in your everyday life. Here is some more information about this book:

It's easy to use! The workbook pages match the pages in your picture dictionary. For example, to practice the words on page 23 in your picture dictionary, go to page 23 in your workbook.

It has exercises about real people and things. For example, are you thinking about buying a car? There's a chart showing popular cars in the United States on page 156. Do you like shopping for food? Take a look at the grocery list on page 67.

You'll find stories and puzzles in this workbook and you'll have a chance to give your opinions, too.

There are listening exercises for each topic.

Every unit has a game or puzzle called Another Look. These can be found at the back of the book.

Learning new words is both challenging and fun. I had a lot of fun writing this workbook. I hope you enjoy using it!



Jane Spigarelli

Table of Contents

To the Teacher	iv
To the Student	v



1. Everyday Language

Meeting and Greeting	2-3
Personal Information	4
School	5
A Classroom	6-7
Studying	8-9
Succeeding in School	10
A Day at School	11
Everyday Conversation	12
Weather	13
The Telephone	14-15
Numbers	16
Measurements	17
Time	18-19
The Calendar	20-21
Calendar Events	22
Describing Things	23
Colors	24
Prepositions	25
Money	26
Shopping	27
Same and Different	28-29



2. People

Adults and Children	30-31
Describing People	32
Describing Hair	33
Families	34-35
Childcare and Parenting	36-37
Daily Routines	38-39
Life Events and Documents	40-41
Feelings	42-43
A Family Reunion	44-45



3. Housing

The Home	46-47
Finding a Home	48-49
Apartments	50-51
Different Places to Live	52
A House and Yard	53
A Kitchen	54
A Dining Area	55
A Living Room	56
A Bathroom	57
A Bedroom	58
The Kids' Bedroom	59
Housework	60
Cleaning Supplies	61
Household Problems and Repairs	62-63
The Tenant Meeting	64-65



4. Food

Back from the Market	66–67
Fruit	68
Vegetables	69
Meat and Poultry	70
Seafood and Deli	71
A Grocery Store	72–73
Containers and Packaging	74
Weights and Measurements	75
Food Preparation and Safety	76–77
Kitchen Utensils	78
Fast Food Restaurant	79
A Coffee Shop Menu	80–81
A Restaurant	82–83
The Farmer's Market	84–85



5. Clothing

Everyday Clothes	86–87
Casual, Work, and Formal Clothing	88–89
Seasonal Clothing	90
Underwear and Sleepwear	91
Workplace Clothing	92–93
Shoes and Accessories	94–95
Describing Clothes	96–97
Making Clothes	98–99
Making Alterations	100
Doing the Laundry	101
A Garage Sale	102–103



6. Health

The Body	104–105
Inside and Outside the Body	106–107
Personal Hygiene	108–109
Symptoms and Injuries	110
Illnesses and Medical Conditions	111
A Pharmacy	112–113
Taking Care of Your Health	114–115
Medical Emergencies	116
First Aid	117
Medical Care	118
Dental Care	119
Hospital	120–121
A Health Fair	122–123



7. Community

Downtown	124–125
City Streets	126–127
An Intersection	128–129
A Mall	130–131
The Bank	132
The Library	133
The Post Office	134–135
Department of Motor Vehicles (DMV)	136–137
Government and Military Service	138–139
Civic Rights and Responsibilities	140
The Legal System	141
Crime	142
Public Safety	143
Emergencies and Natural Disasters	144–145
Emergency Procedures	146–147
Community Clean-Up	148–149



8. Transportation

Basic Transportation	150–151
Public Transportation	152
Prepositions of Motion	153
Traffic Signs	154
Directions and Maps	155
Cars and Trucks	156
Buying and Maintaining a Car	157
Parts of a Car	158–159
An Airport	160–161
Taking a Trip	162–163



9. Work

The Workplace	164–165
Jobs and Occupations A–C	166
Jobs and Occupations C–H	167
Jobs and Occupations H–P	168
Jobs and Occupations P–W	169
Job Skills	170
Office Skills	171
Career Planning	172
Job Search	173
Interview Skills	174
A Factory	175
Landscaping and Gardening	176
Farming and Ranching	177
Construction	178
Job Safety	179
Tools and Building Supplies	180–181
An Office	182–183
A Hotel	184
Food Service	185
A Bad Day at Work	186–187



10. Areas of Study

Schools and Subjects	188–189
English Composition	190–191
Mathematics	192–193
Science	194–195
Computers	196
The Internet	197
U.S. History	198
World History	199
North America and Central America	200–201
World Map	202–203
Geography and Habitats	204
The Universe	205
A Graduation	206–207



11. Plants and Animals

Nature Center	208–209
Trees and Plants	210
Flowers	211
Marine Life, Amphibians, and Reptiles	212–213
Birds, Insects, and Arachnids	214
Domestic Animals and Rodents	215
Mammals	216–217
Energy and Conservation	218–219
U.S. National Parks	220–221



12. Recreation

Places to Go	222–223
The Park and Playground	224
The Beach	225
Outdoor Recreation	226
Winter and Water Sports	227
Individual Sports	228
Team Sports	229
Sports Verbs	230
Sports Equipment	231
Hobbies and Games	232–233
Electronics and Photography	234–235
Entertainment	236–237
Music	238
Holidays	239
A Birthday Party	240–241

Another Look	242–253
Listening Exercises	254–309



1. Check (✓) the things you do and say every day. Look in your dictionary for help.

Word List: Meeting and Greeting

Dictionary pages 2-3

- | | | |
|--|--|--|
| <input type="checkbox"/> Say, "Hello." | <input type="checkbox"/> Hug. | <input type="checkbox"/> Introduce a friend. |
| <input type="checkbox"/> Ask, "How are you?" | <input type="checkbox"/> Wave. | <input type="checkbox"/> Shake hands. |
| <input type="checkbox"/> Introduce yourself. | <input type="checkbox"/> Greet people. | <input type="checkbox"/> Kiss. |
| <input type="checkbox"/> Smile. | <input type="checkbox"/> Bow. | <input type="checkbox"/> Say, "Goodbye." |

2. Complete the words. Write the letters.

- | | |
|-----------------------|--------------------------------|
| a. <u>B</u> ow. | e. S___y, "He___l___." |
| b. K___s. | f. S___a___e___an___s. |
| c. S___il___. | g. As___, "H___w a___e y___?" |
| d. Gr___t pe___pl___. | h. In___rod___e___ou___se___f. |

3. Complete the sentences. Use the words in the box.

bow

~~greet~~

hug

shake hands



a. There are many ways to greet people.


c. People in the United States _____ hands.



b. People in Japan _____.

d. People in Mexico often _____.

4. Label the picture with the numbers.



1. Smile.
2. Say, "Goodbye."
3. Say, "Hello."
4. Introduce a friend.
5. Introduce yourself.
6. Wave.

5. What about you? Answer the questions.

In my country...

- a. I say, "_____ " to greet people.
- b. I say, "_____ " to introduce a friend.

In the United States...

- c. I say, "_____ " to greet people.
- d. I say, "_____ " to introduce myself.





1. Check (✓) the words you know. Look in your dictionary. Find the words you don't know.

Word List: Personal Information

Dictionary page 4

- | | | |
|--------------------------------|----------------------------------|--|
| <input type="checkbox"/> say | <input type="checkbox"/> name | <input type="checkbox"/> ZIP code |
| <input type="checkbox"/> spell | <input type="checkbox"/> address | <input type="checkbox"/> phone number |
| <input type="checkbox"/> print | <input type="checkbox"/> city | <input type="checkbox"/> date of birth (DOB) |
| <input type="checkbox"/> sign | <input type="checkbox"/> state | <input type="checkbox"/> signature |

2. Match the information with the words.

- | | |
|-------------------|--|
| <u>2</u> a. print | 1. J-U-L-I-A |
| ___ b. sign | 2. Julia |
| ___ c. spell | 3. Julia |
| ___ d. say | 4. <i>Julia</i> |

3. Complete the form. Use the information in the box.

Los Angeles	Paul Smith	(213) 555-9142	212 Central Avenue
May 7, 1962	90024	California	<i>Paul Smith</i>

PERSONAL INFORMATION

NAME: Paul Smith PHONE NUMBER: _____

ADDRESS: _____

CITY: _____ STATE: _____

ZIP CODE: _____

DATE OF BIRTH: _____

SIGNATURE: _____

PERSONAL
 OTHER
 DIARY





1. Check (✓) the people and places you see at school every week.
Look in your dictionary for help.

Word List: School

Dictionary page 5


- | | | |
|------------------------------------|--------------------------------------|---------------------------------------|
| <input type="checkbox"/> principal | <input type="checkbox"/> restrooms | <input type="checkbox"/> clerk |
| <input type="checkbox"/> classroom | <input type="checkbox"/> hallway | <input type="checkbox"/> cafeteria |
| <input type="checkbox"/> teacher | <input type="checkbox"/> main office | <input type="checkbox"/> computer lab |

2. Cross out the word that doesn't belong.

- | | | | |
|--------------|------------------|--------------|-----------|
| a. hall | clerk | cafeteria | restrooms |
| b. cafeteria | computer lab | main office | teacher |
| c. clerk | principal | hallway | teacher |
| d. restrooms | main office | clerk | principal |
| e. cafeteria | classroom | computer lab | hallway |

3. Label the picture with the numbers.

- clerk
- ~~teacher~~
- classroom
- computer lab
- main office
- hallway



Challenge Write the name of your teacher and the name of the principal at your school.





1. Check (✓) the things you use and the things you do every day. Use your dictionary for help.


Word List: A Classroom
Dictionary pages 6-7

<input type="checkbox"/> teacher	<input type="checkbox"/> pencil	<input type="checkbox"/> Listen to a CD.
<input type="checkbox"/> student	<input type="checkbox"/> pen	<input type="checkbox"/> Stand up.
<input type="checkbox"/> desk	<input type="checkbox"/> textbook	<input type="checkbox"/> Sit down.
<input type="checkbox"/> chair	<input type="checkbox"/> workbook	<input type="checkbox"/> Open your book.
<input type="checkbox"/> computer	<input type="checkbox"/> Talk to the teacher.	<input type="checkbox"/> Close your book.

2. Match the words.

- | | |
|---------------------|-----------------|
| <u>2</u> a. Talk to | 1. down. |
| ___ b. Sit | 2. the teacher. |
| ___ c. Close | 3. your book. |
| ___ d. Stand | 4. to a CD. |
| ___ e. Listen | 5. up. |

3. Label the picture with the numbers.



- | | | | |
|------------------------|---------|------------|-------------|
| 1. chair | 3. desk | 5. pencil | 7. textbook |
| 2. computer | 4. pen | 6. student | 8. workbook |

4. Label the pictures. Use the words in the box.

Talk Close Sit Stand ~~Listen~~ Open



a. Listen to the teacher.



b. _____ your textbook.



c. _____ to the students.



d. _____ up.

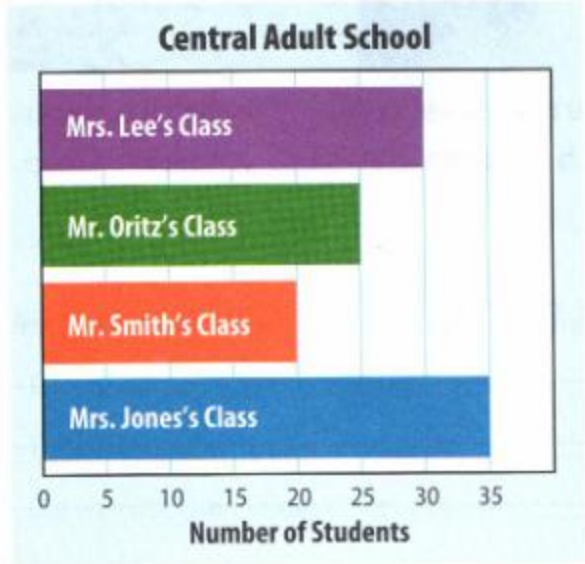


e. _____ down.



f. _____ your workbook.

5. Look at the graph. Answer the questions.



- a. How many teachers are there at Central Adult School? 4
- b. How many students does Mr. Ortiz have? _____
- c. How many student books does Mrs. Lee need for all her students? _____
- d. How many desks does the school need for teachers and students? _____





1. Check (✓) the things you do with a pen or pencil. Use your dictionary for help.

Word List: Studying

Dictionary pages 8-9

- | | | |
|---|---|---|
| <input type="checkbox"/> Read the definition. | <input type="checkbox"/> Share a book. | <input type="checkbox"/> Circle the answer. |
| <input type="checkbox"/> Copy the word. | <input type="checkbox"/> Ask a question. | <input type="checkbox"/> Match the items. |
| <input type="checkbox"/> Draw a picture. | <input type="checkbox"/> Answer a question. | <input type="checkbox"/> Take out a piece of paper. |
| <input type="checkbox"/> Work in a group. | <input type="checkbox"/> Fill in the blank. | <input type="checkbox"/> Put away your books. |
| <input type="checkbox"/> Help a classmate. | <input type="checkbox"/> Choose the correct answer. | |

2. Look at the pictures. Check (✓) the correct sentences.




- Put away your books.
 Share a book.



- Ask a question.
 Copy the word.



- Draw a picture.
 Answer a question.



- Choose the answer.
 Fill in the blank.



- Circle the answer.
 Match the items.



- Read the definition.
 Work in a group.

3. Unscramble the sentences.

- a. definition. the Read Read the definition.
- b. your away Put books. _____
- c. classmate. Help a _____
- d. out a paper. piece Take of _____
- e. blank. in the Fill _____

4. Take the test.



A. Circle the correct words.

1. Help a classmate / picture.
2. Read the blank / definition.
3. Choose the correct answer / piece of paper.

B. Copy the words.

1. share _____
2. choose _____
3. ask _____
4. answer _____

C. Match the words.

- | | |
|-----------------|----------------|
| ___ a. Draw | 1. the blank. |
| ___ b. Fill in | 2. in a group. |
| ___ c. Put away | 3. a picture. |
| ___ d. Work | 4. your books. |

D. Read the story. Circle the words from the Word List on page 8.

I like my English class very much. Every day I work in a group. I share a book with my classmate. We read stories and answer questions together. Then we put away our books and speak English.

5. What about you? Answer the questions. Write *Yes, I do* or *No, I don't*.

- a. Do you like to work in a group? _____
- b. Do you share a book every day? _____
- c. Do you ask many questions in class? _____
- d. Do you like to draw pictures? _____






1. Check (✓) the words you know. Look in your dictionary. Find the words you don't know.

Word List: Succeeding in School

Dictionary page 10

- | | | |
|---|--|---|
| <input type="checkbox"/> Set goals. | <input type="checkbox"/> Ask for help. | <input type="checkbox"/> Correct the mistake. |
| <input type="checkbox"/> Take notes. | <input type="checkbox"/> Bubble in the answer. | <input type="checkbox"/> test booklet |
| <input type="checkbox"/> Study at home. | <input type="checkbox"/> Check your work. | <input type="checkbox"/> answer sheet |

2. Look at the pictures. Put the sentences in order (1-6).



- | | |
|--|----------------------------|
| ___ Open your test booklet. | ___ Ask for help. |
| ___ Write your name on the answer sheet. | <u>1</u> Study at home. |
| ___ Check your work. | ___ Bubble in the answers. |

3. Complete the story. Use the words in the box.

help home ~~notes~~ set check correct

- I take notes in English class every day.
- Sometimes I ask my teacher for _____.
- I study at _____ in the evening.
- I always _____ my work.
- Then I _____ the mistakes.
- I like to _____ goals. They help me study.





1. Check (✓) the things your teacher does every day. Look in your dictionary for help.

Word List: A Day at School

Dictionary page 11

- | | | |
|--|--|---|
| <input type="checkbox"/> Enter the room. | <input type="checkbox"/> Take a break. | <input type="checkbox"/> Have a conversation. |
| <input type="checkbox"/> Turn on the lights. | <input type="checkbox"/> Eat. | <input type="checkbox"/> Leave the room. |
| <input type="checkbox"/> Walk to class. | <input type="checkbox"/> Drink. | <input type="checkbox"/> Turn off the lights. |

2. Read the poster. Write *T* (true) or *F* (false).

- a. Students can not eat in the classroom. T
- b. Students can drink water in class.
- c. The teacher turns off all the computers.
- d. Students take a break every day.
- e. Students leave the room to eat and drink.
- f. The rules say to enter the room quietly.

Computer Class Student Rules

1. Do not eat or drink in class.
2. Turn off your computer every day.
3. Break time is 10:15 – 10:30.
4. Enter and leave the room quietly.


3. Complete the crossword puzzle.

ACROSS

2. ___ on the computer.
4. ___ water.
5. Take a ___.

DOWN

1. Have a ___.
3. ___ to class.
6. Leave the ___.





1. Check (✓) the things you hear people say every day. Look in your dictionary for help.

Word List: Everyday Conversation

Dictionary pages 12

start a conversation

Tell me about ...

offer something

Here. Use my pen.

thank someone

Thank you very much.

apologize

I'm sorry.

accept an apology

That's OK.

agree

This is a great movie.

Yes, it is.

disagree

This is a bad movie.

No! It's great!

2. Match the sentences.

2 a. I'm sorry.

___ b. Tell me about your children.

___ c. This is a good book.

___ d. Here. Use my pencil.

___ e. This is a bad movie.

1. Yes, it is.

2. That's okay.

3. No! It's good!

4. They're great.

5. Thank you very much.

3. Label the pictures with the numbers.



1. accept an apology

2. ~~agree~~

3. apologize

4. disagree

5. start a conversation

6. thank someone





1. Check (✓) the words that describe the weather this week. Look in your dictionary for help.

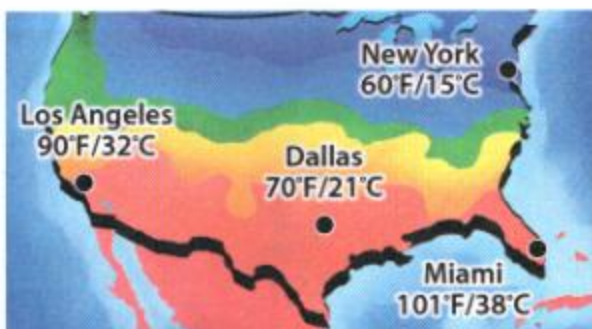
Word List: Weather

Dictionary page 13

- | | | |
|-------------------------------|---------------------------------|----------------------------------|
| <input type="checkbox"/> hot | <input type="checkbox"/> cold | <input type="checkbox"/> raining |
| <input type="checkbox"/> warm | <input type="checkbox"/> sunny | <input type="checkbox"/> snowing |
| <input type="checkbox"/> cool | <input type="checkbox"/> cloudy | <input type="checkbox"/> windy |

2. Look at the map. Write *T* (true) or *F* (false).

- a. It's hot in Los Angeles. T
- b. It's cold in Dallas.
- c. It's cool in New York.
- d. It's warm in Miami.
- e. It's snowing in Los Angeles.



3. Look at the chart. Use the words in the box to describe the weather for each day.

cloudy

raining

~~sunny~~

snowing

windy

Five-Day Forecast for Denver



- a. sunny and warm
- b. and cool
- c. and cold
- d. and cold
- e. and cool

Challenge Write three words that describe your favorite weather.





The Telephone


1. Check (✓) the things you use every day. Look in your dictionary for help.

Word List: The Telephone

Dictionary page 14

- | | | |
|------------------------------------|---|--|
| <input type="checkbox"/> receiver | <input type="checkbox"/> cellular phone | <input type="checkbox"/> answering machine |
| <input type="checkbox"/> keypad | <input type="checkbox"/> charger | <input type="checkbox"/> voice message |
| <input type="checkbox"/> star key | <input type="checkbox"/> calling card | <input type="checkbox"/> text message |
| <input type="checkbox"/> pound key | | |

2. Label the picture with the numbers.



- | | | |
|----------------------|--------------|------------------------|
| 1. key pad | 3. pound key | 5. receiver |
| 2. answering machine | 4. star key | 6. calling card |

3. Cross out the word that doesn't belong.

- | | | |
|----------------------|------------------------------|--------------|
| a. cell phone | answering machine | charger |
| b. answering machine | pound key | star key |
| c. voice message | text message | phone |
| d. receiver | keypad | calling card |
| e. calling card | keypad | text message |

4. Check (✓) the words you know. Look in your dictionary. Find the words you don't know.

Word List: The Telephone

Dictionary page 15

- | | |
|---|---|
| <input type="checkbox"/> area code | <input type="checkbox"/> Dial the phone number. |
| <input type="checkbox"/> phone number | <input type="checkbox"/> Press "send." |
| <input type="checkbox"/> local call | <input type="checkbox"/> Talk on the phone. |
| <input type="checkbox"/> long distance call | <input type="checkbox"/> Hang up. |
| <input type="checkbox"/> international call | <input type="checkbox"/> Dial 911. |

5. Match the numbers with the words.

- | | |
|---------------------------|-----------------------|
| <u>3</u> a. 54-2-555-1931 | 1. area code |
| ___ b. (714) | 2. long distance call |
| ___ c. 555-2682 | 3. international call |
| ___ d. (714) 555-2682 | 4. emergency call |
| ___ e. 911 | 5. local call |

6. Tom is making a long distance call. Put the sentences in order (1-5).

- ___ a. Talk on the phone.
___ b. Dial the phone number.
___ c. Hang up.
1 d. Dial the area code.
___ e. Press "send."





1. Write the number next to the word. Use your dictionary for help.

Word List: Numbers					
Dictionary page 16					
one	<u>1</u>	eleven	—	twenty-one	—
two	—	twelve	—	thirty	—
three	—	thirteen	—	forty	—
four	—	fourteen	—	fifty	—
five	—	fifteen	—	sixty	—
six	—	sixteen	—	seventy	—
seven	—	seventeen	—	eighty	—
eight	—	eighteen	—	ninety	—
nine	—	nineteen	—	one hundred	—
ten	—	twenty	—		

2. Study the chart. Complete the sentences. Use the words in the box.

Twenty-five

~~Fifty~~

Seventy-five

One hundred



- a. Fifty students study 12 hours.
- b. _____ students study 8 hours.
- c. _____ students study 6 hours or more.
- d. _____ students study 8 hours or more.

Challenge How many hours a week do you study?





1. Check (✓) the words you know. Look in your dictionary. Find the words you don't know.

Word List: Measurements

Dictionary pages 17

Fractions

- one whole (1)
 one half (1/2)
 one fourth (1/4)

Percents

- 100 percent (100%)
 50 percent (50%)
 25 percent (25%)

Measurements

- inch (in.)
 height
 length

2. Write *T* (true) or *F* (false).

T a. one whole = 100%

___ b. 50% = one fourth

___ c. 1/4 = 25 percent

___ d. 50 percent + 50 percent = 100%

___ e. one half = 25%

___ f. 1/4 + 1/4 = one whole

3. Look at the picture. Circle the correct words.



- a. Fifty percent / Seventy-five percent of the students are men.
 b. One fourth / One half of the students are with the teacher.
 c. Fifty percent / One hundred percent of the students are at the whiteboard.
 d. The length / height of the table is 36 inches.
 e. The woman is measuring the length / height of the table.
 f. The length of the table is 48 inches / percent.





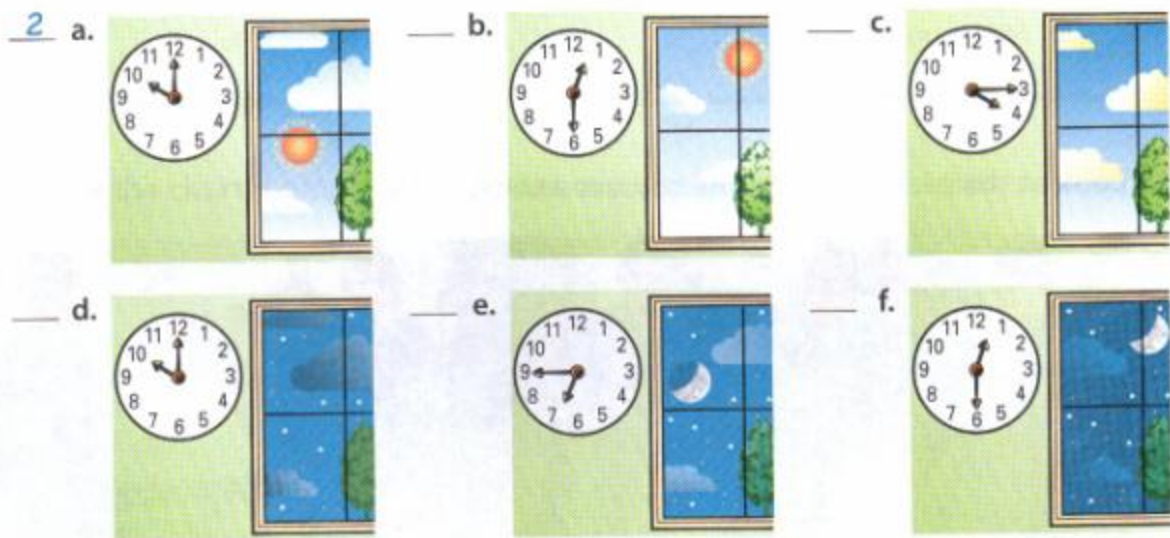
1. Check (✓) the words you know. Look in your dictionary. Find the words you don't know.

Word List: Time

Dictionary page 18

- | | | |
|----------------------------------|--|------------------------------------|
| <input type="checkbox"/> hour | <input type="checkbox"/> 1:00 (one o'clock) | <input type="checkbox"/> morning |
| <input type="checkbox"/> minutes | <input type="checkbox"/> 1:15 (one-fifteen) | <input type="checkbox"/> afternoon |
| <input type="checkbox"/> seconds | <input type="checkbox"/> 1:30 (one-thirty) | <input type="checkbox"/> evening |
| <input type="checkbox"/> a.m. | <input type="checkbox"/> 1:45 (one-forty-five) | <input type="checkbox"/> night |
| <input type="checkbox"/> p.m. | | |

2. Match the pictures with the times.



1. It's 12:30 p.m. 3. It's 4:15 in the afternoon. 5. It's 10:00 at night.
2. It's 10:00 in the morning. 4. It's 12:30 a.m. 6. It's 6:45 in the evening.

3. Complete the sentences. Use the words in the box.

hours minutes a.m. ~~seconds~~ p.m. time

- a. There are 60 seconds in a minute. d. What _____ is it?
b. There are 60 _____ in an hour. e. Good morning. It's 7:30 _____.
c. There are 24 _____ in a day. f. It's 10:00 _____. Good night.



4. Check (✓) your time zone. Look in your dictionary for help.

Word List: Time

Dictionary pages 19

early

Pacific time

Central time

on time

Mountain time

Eastern time

late

5. Unscramble the words.

a. no meit o n t i m e

d. tralneC C ____ t ____ l

b. aelt l ____ t ____

e. steaEnr E _____ n

c. leyar e _____ y

f. cifciPa P _____ f _____

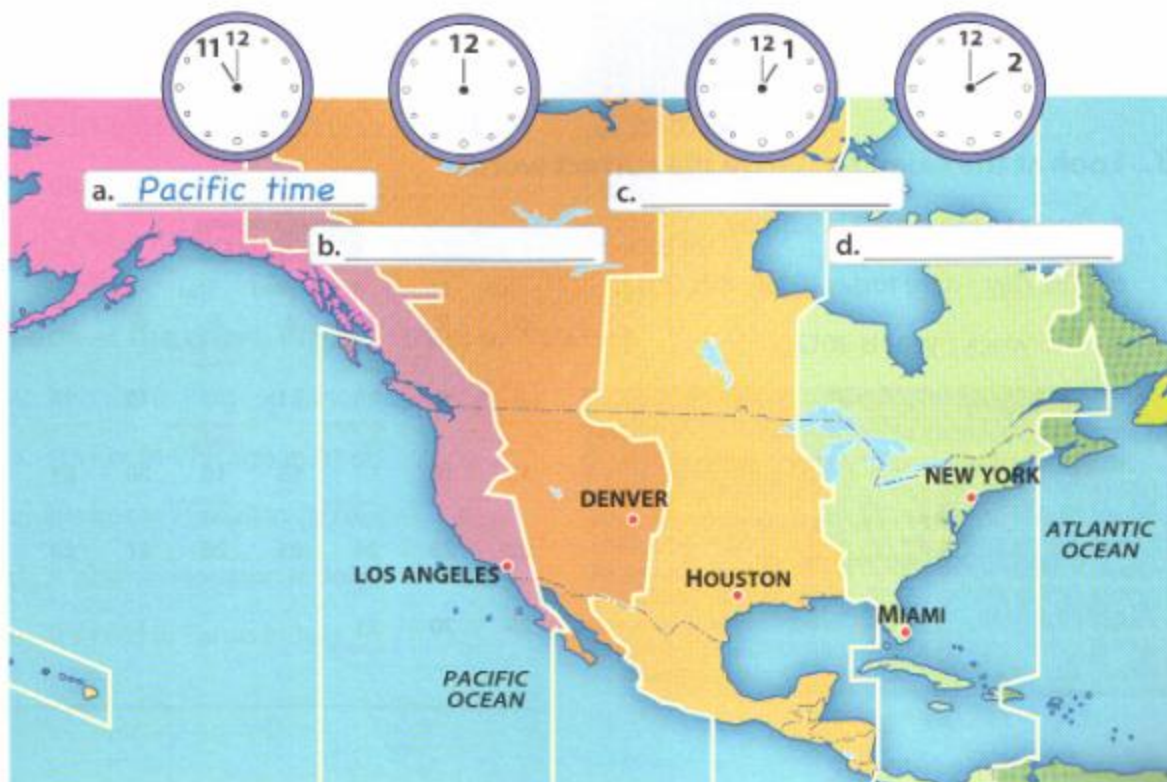
6. Label the map. Use the words in the box.

Eastern time

Central time

Mountain time

~~Pacific time~~





1. Check (✓) the words you know. Look in your dictionary. Find the words you don't know.

Word List: The Calendar

Dictionary page 20

- date
- day
- month
- year
- today
- tomorrow
- yesterday

Days of the Week

- Sunday
- Monday
- Tuesday
- Wednesday
- Thursday
- Friday
- Saturday

2. Write the days of the week.

a. Sun. Sunday

b. Mon. _____

c. Tue. _____

d. Wed. _____

e. Thu. _____

f. Fri. _____

g. Sat. _____

3. Look at the calendar. Circle the correct words.

- a. Today / Tomorrow is Sunday.
- b. The day / date today is July 8th, 2012.
- c. The week / year is 2012.
- d. Yesterday / Tomorrow is Monday.
- e. Yesterday was Saturday / Sunday.
- f. The computer class is two days / months every week.
- g. The date / month is July.

July 2012						
Sun	Mon	Tue	Wed	Thu	Fri	Sat
1	2	3 computer class	4	5 computer class	6	7
8	9	10 computer class	11	12 computer class	13	14
15	16	17 computer class	18	19 computer class	20	21
22	23	24 computer class	25	26 computer class	27	28
29	30	31 computer class				

4. Write the abbreviation next to the month. Look in your dictionary for help.

Word List: The Calendar
Dictionary page 21

Months of the Year

January	_____ <u>Jan.</u> _____	May	_____	September	_____
February	_____	June	_____	October	_____
March	_____	July	_____	November	_____
April	_____	August	_____	December	_____

5. Complete the chart with the months of the year.

Spring	Summer	Fall	Winter
 March <u>April</u> May	 June July	 September _____	 _____ January

6. Write the dates.

- | | | | |
|-------------|-----------------------|-------------|-------|
| a. 03/12/01 | <u>March 12, 2001</u> | d. 07/07/14 | _____ |
| b. 09/25/04 | _____ | e. 02/01/18 | _____ |
| c. 05/16/07 | _____ | f. 06/30/21 | _____ |

7. Look at the chart. Write T (true) or F (false).

- | | |
|-----------------------------------|----------|
| a. It's cold in Fargo in January. | <u>T</u> |
| b. It's hot in Chicago in April. | _____ |
| c. It's hot in Hawaii in October. | _____ |
| d. It's hot in Houston in July. | _____ |
| e. It's cold in Fargo in July. | _____ |

How's the Weather?				
CITY	Jan.	Apr.	Jul.	Oct.
Fargo, North Dakota ▶	7°	43°	70°	45°
Chicago, Illinois ▶	22°	48°	73°	52°
Houston, Texas ▶	52°	69°	84°	70°
Honolulu, Hawaii ▶	73°	76°	81°	80°



1. Check (✓) the things you celebrate every year. Look in your dictionary for help.

Word List: Calendar Events
Dictionary page 22

<input type="checkbox"/> birthday	<input type="checkbox"/> Presidents' Day	<input type="checkbox"/> Columbus Day
<input type="checkbox"/> appointment	<input type="checkbox"/> Memorial Day	<input type="checkbox"/> Veterans Day
<input type="checkbox"/> New Year's Day	<input type="checkbox"/> Fourth of July	<input type="checkbox"/> Thanksgiving
<input type="checkbox"/> Martin Luther King Jr. Day	<input type="checkbox"/> Labor Day	<input type="checkbox"/> Christmas

2. Match the holidays with the months.

- | | |
|--|--------------|
| <u>3</u> a. Martin Luther King Jr. Day | 1. October |
| ___ b. Presidents' Day | 2. May |
| ___ c. Memorial Day | 3. January |
| ___ d. Labor Day | 4. December |
| ___ e. Columbus Day | 5. February |
| ___ f. Christmas | 6. September |

3. Label the pictures. Use the words in the box.

Veterans Day Fourth of July birthday New Year's Day appointment Thanksgiving



a. birthday



b. _____



c. _____



d. _____



e. _____



f. _____





1. Check (✓) the words that describe this book. Look in your dictionary for help.

Word List: Describing Things

Dictionary page 23

- | | | |
|---------------------------------|------------------------------------|------------------------------------|
| <input type="checkbox"/> little | <input type="checkbox"/> expensive | <input type="checkbox"/> easy |
| <input type="checkbox"/> big | <input type="checkbox"/> cheap | <input type="checkbox"/> difficult |
| <input type="checkbox"/> good | <input type="checkbox"/> beautiful | |
| <input type="checkbox"/> bad | <input type="checkbox"/> ugly | |

2. Write the opposite words. Use the words in the box.

big bad difficult beautiful expensive

- a. little big
- b. cheap _____
- c. easy _____
- d. good _____
- e. ugly _____

3. Look at the picture. Circle the correct words.

- a. The TV is big / little.
- b. It's expensive / cheap.
- c. The picture is good / bad.
- d. They think the TV is ugly / beautiful.
- e. It's easy / difficult to see the picture on the TV.



4. What about you? Answer the questions.

- a. Is your classroom big or little? _____
- b. Is your class easy or difficult? _____
- c. Do you think homework is good or bad? _____





1. Check (✓) the colors you see in your classroom. Look in your dictionary for help.

Word List: Colors

Dictionary pages 24

- | | | | |
|---------------------------------|---------------------------------|--------------------------------|--------------------------------|
| <input type="checkbox"/> red | <input type="checkbox"/> orange | <input type="checkbox"/> pink | <input type="checkbox"/> white |
| <input type="checkbox"/> yellow | <input type="checkbox"/> green | <input type="checkbox"/> black | <input type="checkbox"/> brown |
| <input type="checkbox"/> blue | <input type="checkbox"/> purple | | |

2. Match the words with the colors.

- 4 a. black ___ c. brown ___ e. orange ___ g. purple ___ i. white
 ___ b. blue ___ d. green ___ f. pink ___ h. red ___ j. yellow

- | | | | | |
|----|----|----|----|------------------------------|
| 1. | 3. | 5. | 7. | 9. |
| 2. | 4. | 6. | 8. | 10. <input type="checkbox"/> |

3. Look at the picture. Read the sentences. Number the people.



- | | |
|---|---|
| 1. Lee has a red pen and a yellow book. | 4. Sue has a pink and white book. |
| 2. Ned has a black pen and a red book. | 5. Tim has a blue book and an orange book. |
| 3. Won has a purple book and a green pen. | 6. Maria has a brown book and a green book. |

Challenge Name 3 colors you see on the front of this workbook.





1. Check (✓) the words you can use to make a true sentence, "There's a book _____ my desk." Look in your dictionary for help.

Word List: Prepositions


Dictionary page 25

- | | | |
|--------------------------------|--------------------------------------|----------------------------------|
| <input type="checkbox"/> above | <input type="checkbox"/> in front of | <input type="checkbox"/> next to |
| <input type="checkbox"/> below | <input type="checkbox"/> behind | <input type="checkbox"/> under |
| <input type="checkbox"/> in | <input type="checkbox"/> on | <input type="checkbox"/> between |

2. Unscramble the words.

- | | | | |
|------------|---|------------|--------------|
| a. bedhin | b. <u>e</u> <u>h</u> <u>i</u> <u>n</u> <u>d</u> | d. bewol | b. _lo_ |
| b. benweet | b. _tw_ _n | e. texn to | n. _ _ _ t _ |
| c. udren | u. n. _ _ r | f. avebo | a. _o_ _ |

3. Look at the picture. Write *T* (true) or *F* (false).



- | | |
|--|----------|
| a. There's a book on the table. | <u>T</u> |
| b. The red book is next to the blue book. | — |
| c. The man is sitting in front of the chair. | — |
| d. There's a book under the table. | — |
| e. The green book is above the red book. | — |
| f. The blue book is between the red book and the black book. | — |
| g. The table is behind the books. | — |
| h. The blue book is below the black book. | — |





1. Check (✓) the money you have with you today. Look in your dictionary for help.

Word List: Money

Dictionary page 26

a penny

a quarter

ten dollars

a nickel

a dollar

twenty dollars

a dime

five dollars

one hundred dollars

2. Match the words with the numbers.

5 a. a penny

1. 5¢

___ b. a nickel

2. 10¢

___ c. a dime

3. 25¢

___ d. a quarter

4. \$10.00

___ e. a dollar

5. 1¢

___ f. ten dollars

6. \$1.00

3. Look at the pictures. How much money do you see? Write the answers.



a. 25¢



b. _____



c. _____



d. _____



e. _____



f. _____



g. _____



h. _____

Challenge Look at the pictures in Exercise 3. What is the total of all the money?





1. Check (✓) the words you know. Look in your dictionary. Find the words you don't know.

Word List: Shopping

Dictionary page 27

- | | | |
|--|--|------------------------------------|
| <input type="checkbox"/> pay cash | <input type="checkbox"/> write a check | <input type="checkbox"/> price |
| <input type="checkbox"/> use a credit card | <input type="checkbox"/> buy | <input type="checkbox"/> sales tax |
| <input type="checkbox"/> use a debit card | <input type="checkbox"/> receipt | <input type="checkbox"/> total |

2. Study the receipt. Circle the correct words.

- a. This is a customer's receipt / credit card for Brown's Books.
- b. The total / sales tax is \$2.79.
- c. The check / price of one English textbook is \$19.00.
- d. The tax / total of the receipt is \$34.78.
- e. The customer pays with a credit card / cash.

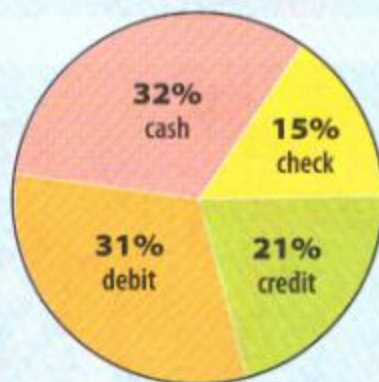
BROWN'S BOOKS	
221 FIRST AVENUE	
ITEM	PRICE
1 ENGLISH TEXTBOOK @	\$19.00
1 ENGLISH WORKBOOK @	\$12.99
SUBTOTAL	\$31.99
SALES TAX	\$ 2.79
TOTAL	\$34.78
PAYMENT METHOD:	CASH

3. Study the chart. Complete the sentences. Use the words in the box.

cash write buy credit Fifteen ~~pay~~ debit

- a. Thirty-two percent of people like to pay cash.
- b. Thirty-one percent like to use _____ cards.
- c. _____ percent like to _____ checks.
- d. Many people pay _____ or use debit cards to buy things.
- e. Twenty-one percent like to use _____ cards.
- f. How do you like to _____ things?

Ways People Buy Things in the U.S.





1. Check (✓) the words you know. Look in your dictionary. Find the words you don't know.

Word List: Same and Different

Dictionary pages 28-29

- | | | | |
|----------------------------------|---------------------------------------|------------------------------------|-------------------------------|
| <input type="checkbox"/> twins | <input type="checkbox"/> matching | <input type="checkbox"/> navy blue | <input type="checkbox"/> shop |
| <input type="checkbox"/> sweater | <input type="checkbox"/> disappointed | <input type="checkbox"/> happy | <input type="checkbox"/> keep |

2. Look at the pictures. Write *T* (true) or *F* (false).



- a. Danny is disappointed. F
- b. His sweater is navy blue. —
- c. He likes the sweater.
He wants to keep it. —



- d. Alex is disappointed. —
- e. He likes the sweater. —
- f. He's happy. He wants to keep the sweater. —



- g. The boys are twins. —
- h. They're shopping with their mother. —
- i. They're happy. —

3. Look at the pictures. Circle the correct words.



- a. Mary and Sue Jones are twins / disappointed.
- b. They're shopping / matching with their mother.



- c. Mary likes to match / shop. She's disappointed / happy.
- d. Sue isn't happy / disappointed. She wants to go to the park.



- e. Mrs. Jones buys happy / matching sweaters for the girls.
- f. The sweaters are navy blue / green.



- g. Then they go to the park. Now everybody is happy / different.

4. What about you? Answer the questions.

- a. Do you like to shop? _____
- b. What colors do you like? _____





1. Check (✓) the people you see in your class. Look in your dictionary for help.

Word List: Adults and Children
Dictionary pages 30-31

<input type="checkbox"/> man	<input type="checkbox"/> senior citizen	<input type="checkbox"/> 6-year-old boy
<input type="checkbox"/> woman	<input type="checkbox"/> infant	<input type="checkbox"/> 10-year-old girl
<input type="checkbox"/> women	<input type="checkbox"/> baby	<input type="checkbox"/> teenager
<input type="checkbox"/> men	<input type="checkbox"/> toddler	

2. Cross out the word that doesn't belong.

- | | | |
|-------------------|------------------|----------------|
| a. babies | infants | men |
| b. 6-year-old boy | woman | baby boy |
| c. infant | men | women |
| d. baby girl | senior citizen | toddler |
| e. woman | baby | man |
| f. teenager | 16-year-old girl | infant |

3. Label the pictures. Use the words in the box.

~~teenager~~
infant
toddler
senior citizen
6-year-old girl
man



a. teenager



b. _____



c. _____



d. _____

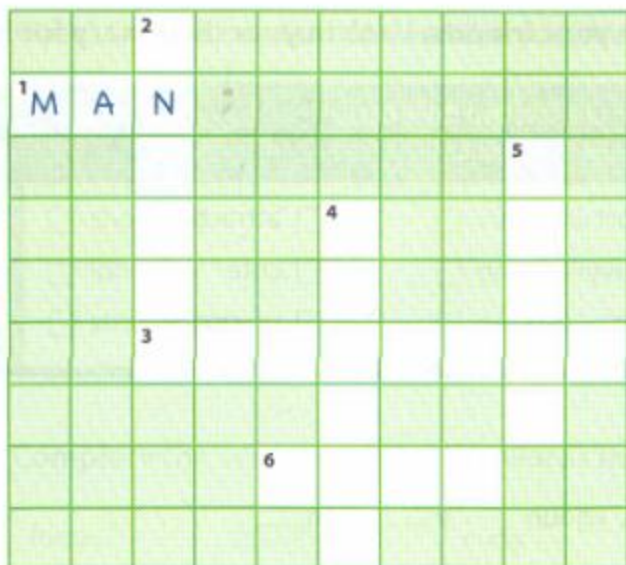


e. _____



f. _____

4. Complete the crossword puzzle.



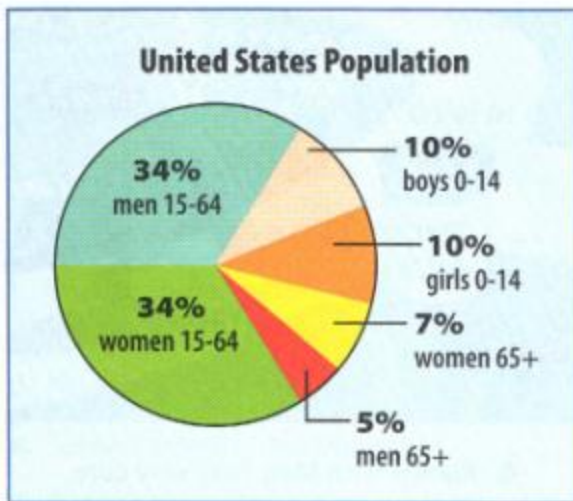
ACROSS

1. John is 40 years old.
He's a ____.
3. Armando is 16.
He's a ____.
6. Ivan is 7 years old. Tom is 9.
They're ____.

DOWN

2. Paulo is six months old.
He's an ____.
4. Patricia is 74 years old.
She's a ____ citizen.
5. Amanda is 25. Gloria is 27.
They're ____.

5. Study the chart. Complete the sentences.



Based on information from: www.cia.gov (2007)

- a. Twenty percent of the population are boys and girls.
- b. _____ percent of the population are women ages 15-64.
- c. _____ percent of the population are senior citizens.
- d. Sixty-eight percent of the population are _____ and _____ 15-64 years old.





1. Check (✓) the words that describe your friends. Look in your dictionary for help.

Word List: Describing People
Dictionary page 32

<input type="checkbox"/> young	<input type="checkbox"/> short	<input type="checkbox"/> attractive
<input type="checkbox"/> elderly	<input type="checkbox"/> heavy	<input type="checkbox"/> cute
<input type="checkbox"/> tall	<input type="checkbox"/> thin	<input type="checkbox"/> pregnant

2. Unscramble the words.

- | | |
|---------------------------|---------------------------------|
| a. latl ta <u>ll</u> | e. ygoun y <u>oung</u> |
| b. thni t <u>hin</u> | f. veahy h <u>eavy</u> |
| c. etuc c <u>ute</u> | g. grepannt p <u>regnant</u> |
| d. storh s <u>hort</u> | h. ettraictav <u>attractive</u> |

3. Look at the picture. Read the sentences. Number the people.



- | | |
|---|--|
| 1. Carlos is tall and thin. He's elderly. | 4. Mark is with Meg. He's very cute. |
| 2. Jim is a young man. He's tall. | 5. Meg is a thin, elderly woman. |
| 3. Nora is attractive. She's with Jim. | 6. Joanne is pregnant. She is Mark's mother. |






1. Check (✓) the words that describe your hair. Look in your dictionary for help.

Word List: Describing Hair
Dictionary page 33

<input type="checkbox"/> short hair	<input type="checkbox"/> curly hair	<input type="checkbox"/> black hair
<input type="checkbox"/> long hair	<input type="checkbox"/> gray hair	<input type="checkbox"/> blond hair
<input type="checkbox"/> straight hair	<input type="checkbox"/> red hair	<input type="checkbox"/> brown hair

2. Complete the sentences. Use the words in the box.

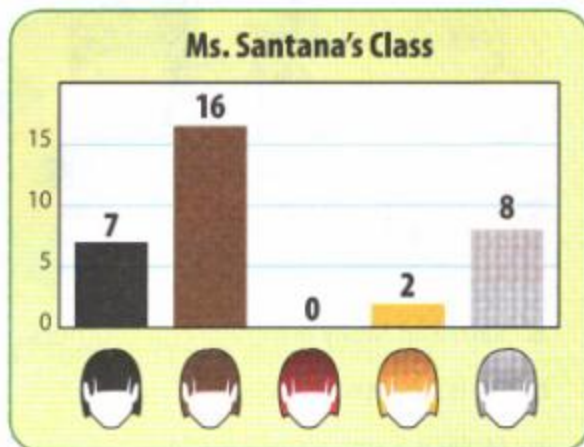
long ~~straight~~ curly gray short brown



- a. Mika's hair is straight. She wants _____ hair. b. Wilma's hair is _____. She wants _____ hair. c. Al's hair is _____. He wants _____ hair.

3. Look at the graph. Write T (true) or F (false).

- a. Eight students have gray hair. T
 b. Two students have red hair. _____
 c. Twenty students have black or brown hair. _____
 d. No students have red hair. _____
 e. Seven students have blond hair. _____
 f. Sixteen students have brown hair. _____





1. Check (✓) the people you talk to every week. Look in your dictionary for help.

Word List: Families

Dictionary pages 34–35

- | | | |
|--------------------------------------|----------------------------------|-----------------------------------|
| <input type="checkbox"/> grandmother | <input type="checkbox"/> sister | <input type="checkbox"/> wife |
| <input type="checkbox"/> grandfather | <input type="checkbox"/> brother | <input type="checkbox"/> husband |
| <input type="checkbox"/> parents | <input type="checkbox"/> aunt | <input type="checkbox"/> children |
| <input type="checkbox"/> mother | <input type="checkbox"/> uncle | <input type="checkbox"/> daughter |
| <input type="checkbox"/> father | <input type="checkbox"/> cousin | <input type="checkbox"/> son |

2. Complete the words. Write the letters.


Men and Boys

- gr ___ d ___ th ___ r
- fa ___ er
- ___ ncl ___
- bro ___ er
- s ___
- ___ b ___

Women and Girls

- gr a nd m ot h er
- mothe ___
- au ___
- ___ s ___ e ___
- d _____ r
- ___ if ___

3. Look at the picture. Circle the correct words.



- Sam and Molly are children / brothers.
- Liz is their sister / mother.
- Molly is Sam's sister / uncle.
- Liz and David are children / parents.
- Sam is David and Liz's cousin / son.
- David is Molly's father / brother.

4. Read the sentences. Label the people in the picture.


My name is Alicia. My husband is Alfred.

We have two daughters. Their names are Tina and Michelle.

Tina is married to Matt. They have one son. His name is Tony.

Michelle is married to Bill. They have a son named Dan.

Michelle and Bill also have a daughter. Her name is Emily.



5. Look at the pictures in Exercise 4. Write T (true) or F (false).

- | | | | |
|-----------------------------------|----------|--|-----|
| a. Bill is Tina's husband. | <u>F</u> | d. Bill and Michelle are parents. | ___ |
| b. Alicia is a grandmother. | ___ | e. Tina and Matt are brother and sister. | ___ |
| c. Tina and Michelle are sisters. | ___ | f. Tony and Emily are cousins. | ___ |

Challenge Make a family tree.





1. Check (✓) five great ways to help a baby sleep. Look in your dictionary for help.

Word List: Childcare and Parenting

Dictionary page 36

- | | | | |
|-------------------------------|--|------------------------------------|---|
| <input type="checkbox"/> hold | <input type="checkbox"/> bathe | <input type="checkbox"/> play with | <input type="checkbox"/> sing a lullaby |
| <input type="checkbox"/> feed | <input type="checkbox"/> change a diaper | <input type="checkbox"/> read to | <input type="checkbox"/> kiss goodnight |

2. Look at the pictures. Circle the correct words.



a. Hi, I'm Luis. This is my son, Sam. I hold / bathe Sam and feed / kiss him every morning.



b. I change a diaper / play with Sam.



c. In the evening my wife and I bathe / read to Sam. Then we kiss / feed him goodnight.



d. Oh, and one more thing! We bathe / change diapers all day and all night.

3. What about you? Answer the questions. Write Yes, I do or No, I don't.

a. Do you like to play with children? _____

b. Do you like to read to children? _____

c. Do you like to sing to children? _____

4. Check (✓) the things you have in your home. Look in your dictionary for help.

Word List: Childcare and Parenting
Dictionary page 37

<input type="checkbox"/> bottle	<input type="checkbox"/> baby food	<input type="checkbox"/> diaper	<input type="checkbox"/> baby bag
<input type="checkbox"/> formula	<input type="checkbox"/> high chair	<input type="checkbox"/> wipes	<input type="checkbox"/> stroller

5. Label the picture. Use the words in the box.

bottles high chair diapers wipes ~~baby bag~~ stroller



6. Look at the budget. Answer the questions.



- a. How much does baby food cost every month? \$64.00
- b. How much do diapers cost every month?
- c. How much does formula cost every day?
- d. How much do formula and diapers cost every week?
- e. How much do formula, baby food, and diapers cost every month?





1. Check (✓) the things you do every morning. Look in your dictionary for help.

Word List: Daily Routines
Dictionary page 37

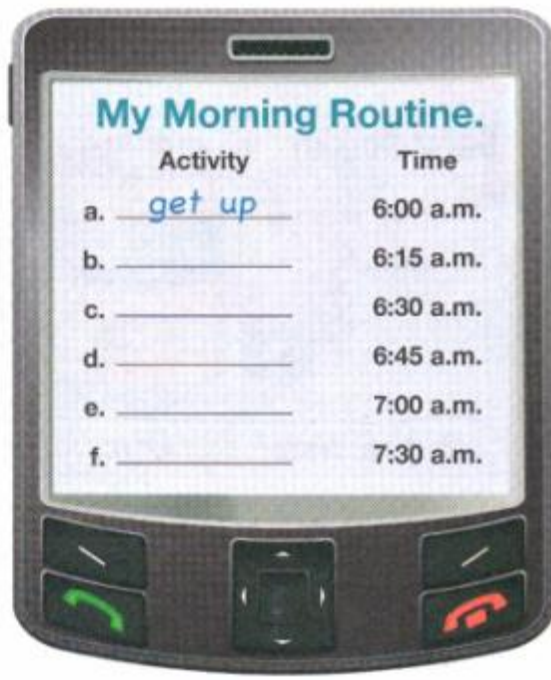
<input type="checkbox"/> get up	<input type="checkbox"/> get dressed	<input type="checkbox"/> make lunch	<input type="checkbox"/> go to class
<input type="checkbox"/> take a shower	<input type="checkbox"/> eat breakfast	<input type="checkbox"/> drive to work	<input type="checkbox"/> work

2. Unscramble the sentences.

- a. We morning, breakfast every eat We eat breakfast every morning.
- b. She at gets 7:00, up _____
- c. go We to every day, school _____
- d. Joe shower takes every a night. _____
- e. They at make lunch noon. _____

3. Look at the pictures. Complete the routine. Use the words in the box.

drive to work get dressed eat breakfast work ~~get up~~ take a shower



Challenge How long does it take the man to drive to work?

4. Check (✓) the things you do every evening. Look in your dictionary for help.

Word List: Daily Routines
Dictionary page 39

<input type="checkbox"/> clean the house	<input type="checkbox"/> come home	<input type="checkbox"/> read the paper
<input type="checkbox"/> exercise	<input type="checkbox"/> have dinner	<input type="checkbox"/> watch TV
<input type="checkbox"/> cook dinner	<input type="checkbox"/> do homework	<input type="checkbox"/> go to bed

5. Look at the pictures. Put the sentences in order (1-6).



- | | |
|---------------------------------|---------------------------------|
| ___ They do homework. | ___ They exercise and watch TV. |
| ___ They go to bed. | ___ They have dinner. |
| ___ They clean and cook dinner. | <u>1</u> They come home. |

6. Write your evening routine. Look in your dictionary for help.

My Evening Routine

Activity	Time
_____	_____
_____	_____
_____	_____
_____	_____





1. Check (✓) the words you know. Look in your dictionary. Find the words you don't know.

Word List: Life Events and Documents

Dictionary pages 40–41

- | | | |
|---|--------------------------------------|---|
| <input type="checkbox"/> be born | <input type="checkbox"/> get married | <input type="checkbox"/> birth certificate |
| <input type="checkbox"/> start school | <input type="checkbox"/> have a baby | <input type="checkbox"/> diploma |
| <input type="checkbox"/> immigrate | <input type="checkbox"/> buy a home | <input type="checkbox"/> Social Security card |
| <input type="checkbox"/> graduate | <input type="checkbox"/> retire | <input type="checkbox"/> passport |
| <input type="checkbox"/> get a job | <input type="checkbox"/> travel | |
| <input type="checkbox"/> become a citizen | <input type="checkbox"/> die | |

2. Complete the words. Write the letters.

a. get a job

d. be__o__ a c__i__en

b. b__ b__

e. __uy a h__

c. st__t s__oo__

f. h__e a __y

3. Look at the pictures. Circle the correct words.



a. Raj and Dhara get / have a new baby. The baby needs a birth certificate / diploma.



b. Lin graduates / buys a house today. She's getting her Social Security card / diploma.






c. There's a party for Leticia today. She's going to graduate / retire soon.



d. Frank has a new passport / diploma. Now he can travel / buy a home.

4. Label the pictures. Write the numbers.



1. buy a home
2. have a baby
3. graduate

4. ~~be born~~
5. get married
6. become a citizen

7. start school
8. immigrate
9. get a job

5. What about you? Check (✓) three life events that are important to you now.

- immigrate
- graduate
- get a job

- get married
- become a citizen
- have a baby

- buy a home
- retire
- travel



1. Check (✓) how you feel today. Look in your dictionary for help.

Word List: Feelings

Dictionary pages 42-43

- | | | | |
|----------------------------------|--|-----------------------------------|--------------------------------|
| <input type="checkbox"/> hot | <input type="checkbox"/> uncomfortable | <input type="checkbox"/> relieved | <input type="checkbox"/> angry |
| <input type="checkbox"/> thirsty | <input type="checkbox"/> sick | <input type="checkbox"/> sad | <input type="checkbox"/> happy |
| <input type="checkbox"/> cold | <input type="checkbox"/> worried | <input type="checkbox"/> excited | <input type="checkbox"/> tired |
| <input type="checkbox"/> hungry | <input type="checkbox"/> well | <input type="checkbox"/> bored | |

2. Cross out the word that doesn't belong.

- a. ~~happy~~ hot thirsty d. angry well uncomfortable
 b. sick excited tired e. bored tired relieved
 c. happy excited cold

3. Look at the pictures. Check (✓) the correct sentences.



- a. She's thirsty.
 She's bored.



- b. They're angry.
 They're sick.



- c. He's angry.
 He's hungry.



- d. They're worried.
 They're happy.



- e. They're excited.
 They're cold.



- f. He's sad. She's tired.
 She's tired. He's happy.

4. Look at the picture. Read the sentences. Number the people.



- | | |
|--|---|
| 1. Wilma is worried. She thinks her test is bad. | 4. Raul is relieved. His test is good. |
| 2. Henry is hungry. He needs lunch. | 5. Carol is cold. She needs a sweater. |
| 3. Tran is tired. He worked last night. | 6. Erica is happy. Her test is excellent. |

5. Read the paragraph. Circle the words that describe feelings.

Today is the first day of English class. How do the students feel? A lot of students are excited about class. Some students are worried about speaking English. Other students are relieved. The class is not too difficult. Many students are happy. They like the teacher. Two students are bored. They need to change levels. Three students are sick. They aren't at school today.



Challenge Write three words that describe your feelings on the first day of class.





1. Check (✓) the words you know. Look in your dictionary. Find the words you don't know.

Word List: A Family Reunion

Dictionary pages 44-45

- | | | | |
|--|-----------------------------------|------------------------------------|------------------------------------|
| <input type="checkbox"/> banner | <input type="checkbox"/> opinion | <input type="checkbox"/> glad | <input type="checkbox"/> laugh |
| <input type="checkbox"/> baseball game | <input type="checkbox"/> balloons | <input type="checkbox"/> relatives | <input type="checkbox"/> misbehave |

2. Match the words with the pictures.

- 5 a. baseball game ___ c. relatives ___ e. banner
 ___ b. laugh ___ d. misbehave ___ f. balloons

1.



2.



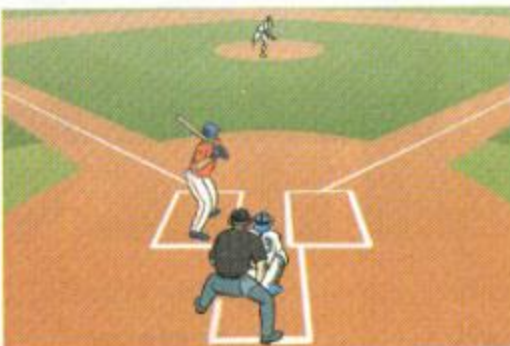
3.



4.



5.



6.



3. Look at the pictures. Circle the correct words.



- a. The Garcia family is having a reunion / a baseball game.
- b. Many of Cesar Garcia's opinions / relatives are here today.
- c. Cesar is misbehaving / glad to see his family.



- d. His brother and his sister always watch the baseball game / relatives.
- e. They have different opinions / reunions about the game.
- f. There's a red balloon / banner in the living room.



- g. The adults laugh / misbehave.
- h. The children misbehave / are eating.
- i. It's a good balloon / family reunion.

4. What about you? Answer the questions.

Do you like family reunions? Do the children in your family often misbehave?





1. Check (✓) the things you have at home. Use your dictionary for help.

Word List: The Home

Dictionary pages 46-47

- | | | |
|-----------------------------------|--|--------------------------------------|
| <input type="checkbox"/> roof | <input type="checkbox"/> floor | <input type="checkbox"/> window |
| <input type="checkbox"/> bedroom | <input type="checkbox"/> dining area | <input type="checkbox"/> living room |
| <input type="checkbox"/> door | <input type="checkbox"/> attic | <input type="checkbox"/> basement |
| <input type="checkbox"/> bathroom | <input type="checkbox"/> kids' bedroom | <input type="checkbox"/> garage |
| <input type="checkbox"/> kitchen | <input type="checkbox"/> baby's room | |

2. Cross out the word that doesn't belong.

- | | | |
|----------------|---------------|-------------------|
| a. kitchen | living room | window |
| b. basement | attic | door |
| c. dining area | kids' bedroom | baby's room |
| d. door | living room | window |
| e. floor | roof | bathroom |
| f. garage | dining area | kitchen |

3. Look at the picture. Circle the correct words.



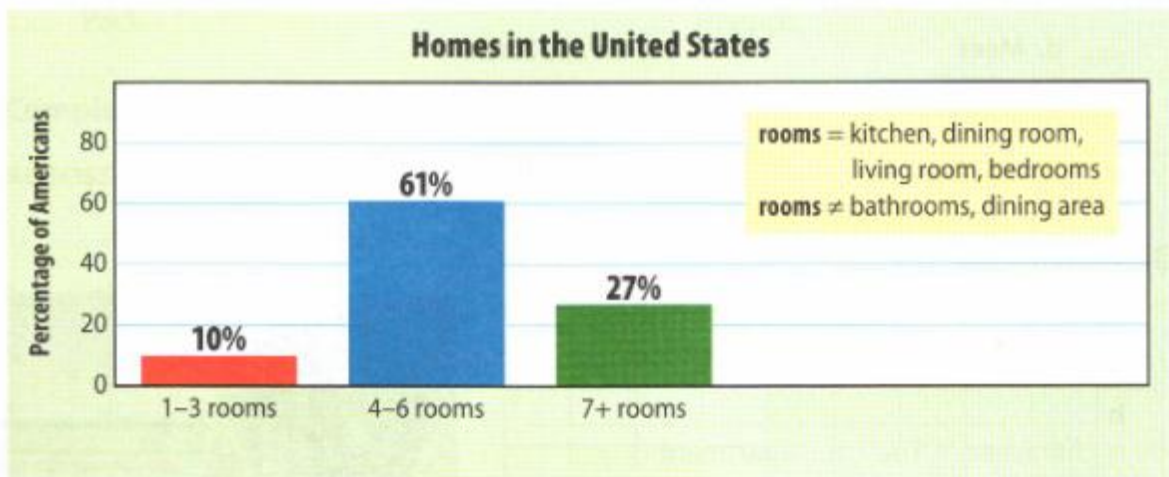
- | | |
|--|---|
| a. There's a big window in the basement / <u>living room</u> . | d. The garage has two <u>doors</u> / floors. |
| b. The <u>window</u> / door is red. | e. There are five <u>floors</u> / windows. |
| c. The <u>roof</u> / floor is black. | f. The <u>basement</u> / attic has two windows. |

4. Label the apartment. Write the numbers.



- | | | |
|------------------|---------------------------|------------|
| 1. kids' bedroom | 4. bathroom | 7. bedroom |
| 2. living room | 5. kitchen | 8. roof |
| 3. baby's room | 6. dining-area | |

5. Study the graph. Mark the sentences *T* (true) or *F* (false).



Based on information from: U.S. Census

- | | |
|--|---------------|
| a. Homes with five rooms are popular in the U.S. | <u> T </u> |
| b. Fifty percent of homes have three rooms. | <u> </u> |
| c. Ten percent of homes have 1-3 rooms. | <u> </u> |
| d. Seventy-one percent of homes have 1-6 rooms. | <u> </u> |

Challenge How many rooms are in your home? Name the rooms.



1. Check (✓) the words you know. Open your dictionary. Find the words you don't know.

Word List: Finding a Home

Dictionary pages 48-49

- | | | |
|--|---|--|
| <input type="checkbox"/> Internet listing | <input type="checkbox"/> Rent an apartment. | <input type="checkbox"/> Pack. |
| <input type="checkbox"/> classified ad | <input type="checkbox"/> Call the manager. | <input type="checkbox"/> Unpack. |
| <input type="checkbox"/> furnished apartment | <input type="checkbox"/> Submit an application. | <input type="checkbox"/> Paint. |
| <input type="checkbox"/> unfurnished apartment | <input type="checkbox"/> Sign the rental agreement. | <input type="checkbox"/> Meet the neighbors. |
| <input type="checkbox"/> utilities | <input type="checkbox"/> Move in. | |

2. Match the words.

- | | |
|--------------------|--------------------------|
| <u>5</u> a. Paint | 1. ad |
| ___ b. Submit | 2. the neighbors. |
| ___ c. Sign | 3. the rental agreement. |
| ___ d. Meet | 4. an application. |
| ___ e. unfurnished | 5. the kitchen. |
| ___ f. classified | 6. apartment |

3. Unscramble the sentences.

- a. She's looking at Internet listings.
at She's listings. Internet looking
- b. _____
furnished. The is apartment
- c. _____
is The kitchen big.
- d. _____
The one apartment bedroom. has
- e. _____
apartment This utilities. includes
- f. _____
is The month. apartment a \$900



4. Look at the pictures. Put the sentences in order (1-8).



___ Move in.

___ Sign the rental agreement.

1 Look at classified ads.

___ Pack.

___ Submit an application.

___ Find the right apartment.

___ Call the manager.

___ Unpack.

5. Complete the crossword puzzle.

ACROSS

1. ___ an application.

3. ___ the boxes.

5. ___ an apartment.

6. ___ the neighbors.

DOWN

1. ___ the rental agreement.

2. Find the right ___ .

3. Pay for the ___ .

4. ___ the manager.

				1	S	U	B	M	I	T
2										
			3				4			
5										
				6						





1. Check (✓) the people and things you see every day. Use your dictionary for help.

Word List: Apartments

Dictionary pages 50-51

- | | | |
|---|---|---|
| <input type="checkbox"/> apartment building | <input type="checkbox"/> security gate | <input type="checkbox"/> landlord |
| <input type="checkbox"/> elevator | <input type="checkbox"/> parking space | <input type="checkbox"/> lease |
| <input type="checkbox"/> stairs | <input type="checkbox"/> trash bin | <input type="checkbox"/> smoke detector |
| <input type="checkbox"/> mailboxes | <input type="checkbox"/> emergency exit | <input type="checkbox"/> key |

2. Cross out the word that doesn't belong.

- | | | |
|------------------|--------------------|---------------------------|
| a. mailbox | key | emergency exit |
| b. elevator | apartment building | stairs |
| c. security gate | parking space | landlord |
| d. lease | smoke detector | emergency exit |
| e. landlord | lease | trash bin |

3. Look at the picture. Complete the sentences. Use the Word List for help.



- | | |
|--------------------------------------|--------------------------------|
| a. Mr. Ramos is the <u>manager</u> . | e. The _____ detector |
| b. The man is signing a _____. | is above the _____. |
| c. Mr. Ramos has the _____. | f. There's a boy on the _____. |
| d. A woman is in the _____. | |

4. Look at the pictures. Check (✓) the correct sentences.



- a. The apartment building is on Main Street.
 The security gate is on Main Street.



- b. The security gate is open.
 The elevator door is open.



- c. There are six smoke detectors.
 There are six mailboxes and a smoke detector.



- d. The trash bin is next to the parking space.
 The trash bin is next to the park.



- e. The building is for one year.
 The lease is for one year.



- f. The landlord has the key.
 The landlord has the smoke detector.

5. What about you? Answer the questions. Write *Yes, it does* or *No, it doesn't*.

- a. Does your home have a smoke detector? _____
- b. Does your home have parking spaces? _____
- c. Does your home have stairs? _____
- d. Does your home have a security gate? _____





1. Check (✓) the places you would like to live. Use your dictionary for help.

Word List: Different Places to Live

Dictionary page 52

- | | | |
|---------------------------------------|--------------------------------------|---|
| <input type="checkbox"/> the city | <input type="checkbox"/> the country | <input type="checkbox"/> mobile home |
| <input type="checkbox"/> the suburbs | <input type="checkbox"/> condo | <input type="checkbox"/> senior housing |
| <input type="checkbox"/> a small town | <input type="checkbox"/> townhouse | |

2. Match to complete the sentences.

- | | |
|--|--|
| <u>5</u> a. Tan likes his condo because... | 1. ...they're near the city. |
| ___ b. We like senior housing because... | 2. ...there aren't many houses there. |
| ___ c. Jack likes the city because... | 3. ...it's busy every minute of the day. |
| ___ d. Ann likes the country because... | 4. ...we can talk to other seniors. |
| ___ e. They like the suburbs because... | 5. ...it has two parking spaces. |

3. Look at the pictures. Circle the correct words.



a. It's a mobile home / townhouse.



b. It's night in the small town / city.



c. They like their home in the suburbs / country.



d. Rayville is a big city / small town.



e. Kristy's townhouse / mobile home is in the city.



f. This senior housing / suburb is very popular.





1. Check (✓) the things you see outside every day. Use your dictionary for help.

Word List: A House and Yard

Dictionary page 53

- | | | |
|-------------------------------------|-------------------------------------|--------------------------------------|
| <input type="checkbox"/> mailbox | <input type="checkbox"/> patio | <input type="checkbox"/> sprinkler |
| <input type="checkbox"/> driveway | <input type="checkbox"/> flower bed | <input type="checkbox"/> garbage can |
| <input type="checkbox"/> front door | <input type="checkbox"/> hose | <input type="checkbox"/> lawn |

2. Complete the words. Write the letters.

a. d r i v ew a y

d l _____ n

b. pat _____

e. m _____ lb _____

c. _____ os _____

f. fl _____ r _____ e _____

3. Label the picture. Use the words in the box.

flower bed


~~front door~~

garbage can

hose

lawn

sprinkler



Challenge Which word from the Word List is NOT in the picture?





1. Check (✓) the things you use every week. Use your dictionary for help.

Word List: A Kitchen

Dictionary page 54

sink

freezer

stove

dishwasher

microwave

oven

refrigerator

pot

pan

2. Cross out the word that doesn't belong.

a. sink

dishwasher

~~microwave~~

b. oven

stove

refrigerator

c. freezer

oven

refrigerator

d. pan

pot

freezer

e. sink

oven

microwave

3. What's wrong with the picture? Circle the correct words.



a. The refrigerator / freezer door is open.

b. The oven / dishwasher doesn't have a door.

c. The stove / microwave is too hot.

d. There's too much water in the dishwasher / sink.

e. The pot / pan is on the floor.

f. The pot / pan is too hot.





1. Check (✓) the things you use every morning. Use your dictionary for help.

Word List: A Dining Area

Dictionary page 55

plate

knife

dining room chair

bowl

spoon

dining room table

fork

coffee mug

napkin

2. What do they need? Match the words with the pictures.

2 a. coffee mug

1.



2.



___ b. napkin

___ c. bowl and spoon

3.



4.



___ d. knife and fork

___ e. table

___ f. spoon

5.



6.



3. Look at the picture. Write the numbers.

1. fork

2. chair


3. knife

4. plate

5. spoon

6. table

7. napkin



Challenge Which two things from the Word List are NOT in the picture?





1. Check (✓) the things people turn on and off. Use your dictionary for help.

Word List: A Living Room


Dictionary page 56

- | | | |
|--|-------------------------------------|---------------------------------------|
| <input type="checkbox"/> TV | <input type="checkbox"/> fireplace | <input type="checkbox"/> coffee table |
| <input type="checkbox"/> DVD player | <input type="checkbox"/> floor lamp | <input type="checkbox"/> armchair |
| <input type="checkbox"/> stereo system | <input type="checkbox"/> sofa | <input type="checkbox"/> carpet |

2. Unscramble the words.

- a. fosa s o f a d. ficreplae f _____ pl _____
- b. cerpat ca _____ p _____ e. roofl lamp fl _____ l _____ p
- c. amrchiar _____ r m _____ h _____ r f. feecof atble c _____ ff _____ t _____ b _____

3. Read the sentences. Complete the picture.



- Draw a stereo system on the table next to the sofa.
- Draw an armchair next to the fireplace.
- Draw a TV above the DVD player.
- Draw a floor lamp next to the sofa.
- Draw a coffee table in front of the sofa.





1. Check (✓) the things that use water. Use your dictionary for help.

Word List: A Bathroom

Dictionary page 57

bathtub

shower curtain

toilet paper

soap

towel

toilet

shower

mirror

sink

2. Complete the words. Write the letters.

a. sh o w e r

e. o l t

b. i k

f. o l

c. mi or

g. b t t

d. s p

h. t l t p p

3. Look at the pictures. Write the numbers.



Before



After

1. toilet

4. bathtub

7. shower

2. towels

5. ~~mirror~~

8. sink

3. shower curtain

6. soap

9. toilet paper

Challenge Name the things in the "after" picture that are new.





1. Check (✓) the things in your bedroom. Use your dictionary for help.

Word List: A Bedroom

Dictionary page 58

dresser

closet

curtains

bed

pillow

sheet

blanket

night table

lamp

2. Look at the picture in Exercise 3. Match the words with the sentences.

2 a. clothes

___ b. sheets

___ c. curtains

___ d. lamp

___ e. night table

___ f. pillow

1. They're on the windows.

2. They're in the closet.

3. It's on the bed.

4. It's next to the bed.

5. They're on the bed.

6. It's on the night table.

3. Look at the picture. Circle the correct words.

a. The blanket / pillow is on the floor.

b. There's a towel on the night table / bed.

c. There's a phone and a lamp / sheet on the night table.


d. The night table / closet is open.

e. There are some clothes on the dresser / blanket.

f. The night table / curtains are pink.

g. The girl is in the bed / closet.

h. She's sleeping on a blanket / pillow.





1. Check (✓) the kids' bedroom furniture. Use your dictionary for help.

Word List: The Kids' Bedroom

Dictionary page 59


- | | | |
|---|---------------------------------------|------------------------------------|
| <input type="checkbox"/> changing table | <input type="checkbox"/> baby monitor | <input type="checkbox"/> toy chest |
| <input type="checkbox"/> crib | <input type="checkbox"/> bunk beds | <input type="checkbox"/> blocks |
| <input type="checkbox"/> chest of drawers | <input type="checkbox"/> ball | <input type="checkbox"/> doll |

2. Cross out the word that doesn't belong.

- a. ~~toy chest~~ bunk beds crib
- b. crib kids' bedroom changing table
- c. blocks changing table ball
- d. toy blocks chest of drawers
- e. ball doll bunk beds

3. Read the sentences. Complete the picture.

- a. Draw a doll on the changing table.
- b. Draw a baby monitor on the chest of drawers.
- c. Draw a toy chest next to the crib.
- d. Draw some blocks on the bunk beds.
- e. Draw a ball on the toy chest.
- f. Draw a toy on the chest of drawers.





1. Check (✓) the things you do every week. Use your dictionary for help.

Word List: Housework

Dictionary page 60

- | | | |
|---|--|---|
| <input type="checkbox"/> dust the furniture | <input type="checkbox"/> make the bed | <input type="checkbox"/> sweep the floor |
| <input type="checkbox"/> clean the oven | <input type="checkbox"/> vacuum the carpet | <input type="checkbox"/> wash the dishes |
| <input type="checkbox"/> mop the floor | <input type="checkbox"/> wash the windows | <input type="checkbox"/> take out the garbage |

2. Match the words.

- | | |
|------------------|------------------|
| <u>4</u> a. wash | 1. the furniture |
| ___ b. make | 2. the garbage |
| ___ c. dust | 3. the carpet |
| ___ d. mop | 4. the windows |
| ___ e. vacuum | 5. the floor |
| ___ f. take out | 6. the bed |

3. Look at the picture. Read the sentences. Number the people.



- | | | |
|----------------------------|------------------------------|---------------------------|
| 1. Jim vacuums the carpet. | 3. Paul takes out the trash. | 5. Lian sweeps the floor. |
| 2. Wen washes the windows. | 4. Mira cleans the oven. | 6. Hua washes the dishes. |





1. Check (✓) the things you have at home. Use your dictionary for help.

Word List: Cleaning Supplies

Dictionary page 61

rubber gloves

rags

broom

mop

vacuum cleaner

dish towel

bucket

glass cleaner

trash bags

2. Match the sentences with the words.

6 a. I have to clean the oven.

1. vacuum cleaner

___ b. I have to mop the floor.

2. broom

___ c. She wants to sweep the floor.

3. glass cleaner and rags

___ d. Please help me with the dishes.

4. trash bag

___ e. They want to wash the windows.

5. dish towel

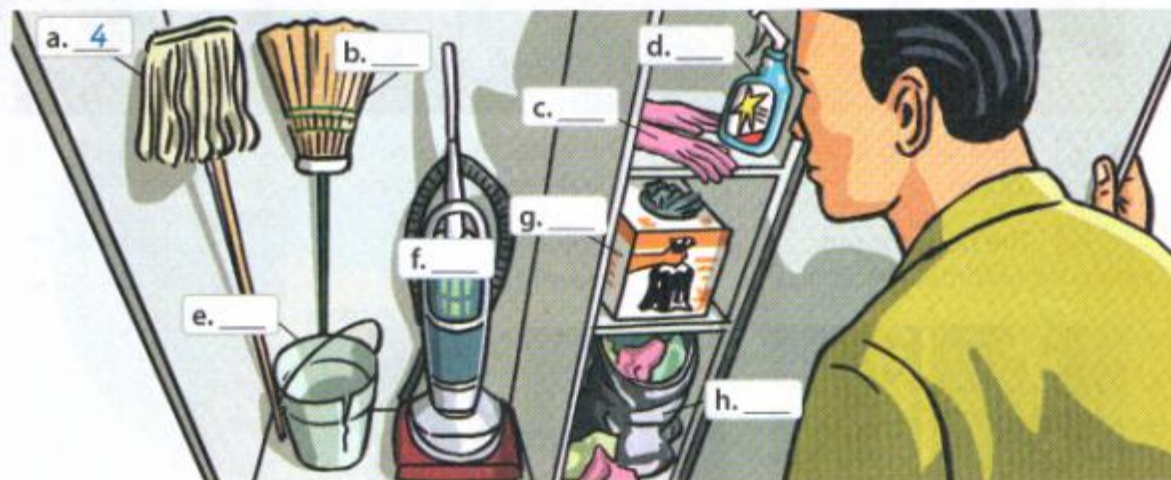
___ f. He's taking out the garbage.

6. rubber gloves

___ g. I want to vacuum the carpet.

7. bucket and a mop

3. Label the cleaning supplies. Write the numbers.



1. broom

3. glass cleaner

5. rags

7. trash bags

2. bucket

4. mop

6. rubber gloves

8. vacuum

Challenge Look at the picture. What does Sam need to buy?





1. Check (✓) the words you know. Open your dictionary. Find the words you don't know.

Word List: Household Problems and Repairs

Dictionary page 62

- | | | |
|---|--|--|
| <input type="checkbox"/> The water heater is not working . | <input type="checkbox"/> The window is broken . | <input type="checkbox"/> electrician |
| <input type="checkbox"/> The power is out . | <input type="checkbox"/> The lock is broken . | <input type="checkbox"/> repair person |
| <input type="checkbox"/> The roof is leaking . | <input type="checkbox"/> roofer | <input type="checkbox"/> locksmith |

2. Unscramble the sentences.

- a. The broken. is lock
 b. is power The out.
 c. roof The leaking. is
 d. broken. is window The
 e. heater isn't The water working.

The lock is broken.

3. Look at the pictures. Check (✓) the correct sentences.



- a. She's calling a roofer.
 The power is out.



- b. The water heater is leaking.
 He needs a locksmith.



- c. He's a repair person.
 He's looking for an electrician.



- d. He needs an electrician.
 He needs a locksmith.



- e. The window is broken.
 She's a repair person.




4. Check (✓) the problems you sometimes have at home.

Word List: Household Problems and Repairs

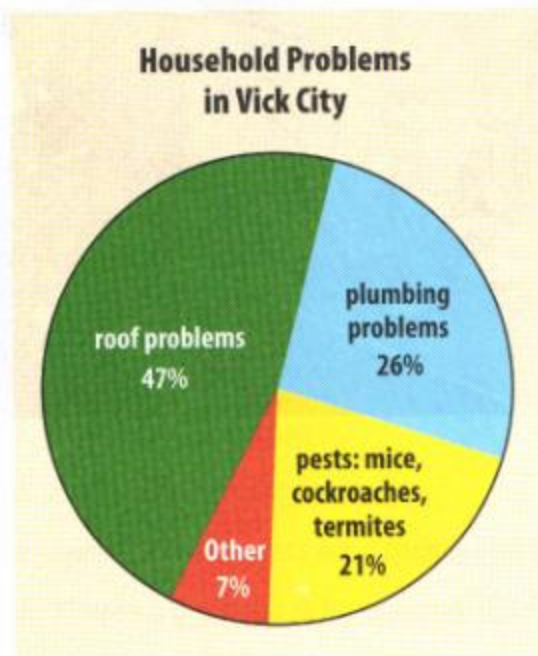
Dictionary page 63

- | | | |
|--|---------------------------------------|--------------------------------------|
| <input type="checkbox"/> The pipes are frozen. | <input type="checkbox"/> plumber | <input type="checkbox"/> cockroaches |
| <input type="checkbox"/> The sink is overflowing. | <input type="checkbox"/> exterminator | <input type="checkbox"/> rats |
| <input type="checkbox"/> The toilet is stopped up. | <input type="checkbox"/> termites | <input type="checkbox"/> mice |

5. Complete the chart. Use all the words in the Word List.

 People	 Plumbing Problems	 Pests
a. plumber	c.	f.
b.	d.	g.
	e.	h.
		i.

6. Study the chart. Write the answers.



- What percentage of homes have plumbing problems? 26%
- What is the biggest problem in Vick City?

- Name three pests in Vick City.

- Name two or more plumbing problems.

- Name one or more "other" problems.

Challenge Which household problems and repairs are expensive?





1. Check (✓) the words you know. Open your dictionary. Find the words you don't know.

Word List: The Tenant Meeting
Dictionary pages 64-65

<input type="checkbox"/> roommates	<input type="checkbox"/> DJ	<input type="checkbox"/> rules	<input type="checkbox"/> invitation
<input type="checkbox"/> party	<input type="checkbox"/> noise	<input type="checkbox"/> mess	<input type="checkbox"/> dance
<input type="checkbox"/> music	<input type="checkbox"/> irritated		

2. Look at the picture. Write T (true) or F (false).



- a. The people are having a party. F
- b. They're having a tenant meeting. —
- c. The tenants are making some rules. —
- d. A DJ is playing music. —
- e. They're irritated by loud music. —
- f. They're writing an invitation. —
- g. The tenants are dancing. —

3. Look at the pictures. Circle the correct words.



- a. Marvin is having a meeting / party tonight.
- b. The party is for the noise / tenants.
- c. Chad is a DJ / manager.
- d. He's playing music / rules.
- e. Some of the tenants are dancing / irritated.
- f. There's a big mess / a lot of noise, but everybody is happy.

4. What about you? Answer the questions. Write Yes, I do or No, I don't.

- a. Do you like to have parties at your home? _____
- b. Do you have rules about noise and music in your home? _____



1. Check (✓) the things you keep in the refrigerator. Look in your dictionary for help.

Word List: Back from the Market
Dictionary pages 66–67

<input type="checkbox"/> fish	<input type="checkbox"/> butter	<input type="checkbox"/> bread
<input type="checkbox"/> meat	<input type="checkbox"/> eggs	<input type="checkbox"/> pasta
<input type="checkbox"/> chicken	<input type="checkbox"/> vegetables	<input type="checkbox"/> grocery bag
<input type="checkbox"/> cheese	<input type="checkbox"/> fruit	<input type="checkbox"/> shopping list
<input type="checkbox"/> milk	<input type="checkbox"/> rice	<input type="checkbox"/> coupons

2. Label the ad. Use the words in the box.

milk ~~coupons~~ eggs fruit pasta bread



This Week at

BIG DAN'S MARKET



\$1.09

Use these a. coupons and save, save, save!



\$1.19

c. _____



\$1.99

d. _____



\$.79 each

e. _____



\$.99 each

f. _____

3. Read the sentences. Circle the correct words.

- I'm back from the market. Everything is in the grocery bags / coupons.
- You can save money with coupons / a grocery bag.
- Please put the fish / shopping list in the refrigerator.
- Tom doesn't eat meat / milk, but he eats eggs and fish.

4. Label the pictures. Use the words in the box.

bread
meat

cheese
milk

eggs
pasta

fish
vegetables

fruit



a. milk



b. _____



c. _____



d. _____



e. _____



f. _____



g. _____



h. _____



i. _____

5. Look at the picture. Complete the shopping list.



Shopping List

a. r i c e

b. chi__k__n

c. v__g__t__bles

d. b__t__r

e. ch__s__

Challenge Look at the shopping list. What's for dinner?

1. Check (✓) the fruit you like to eat. Look in your dictionary for help.

Word List: Fruit
Dictionary page 68

<input type="checkbox"/> apples	<input type="checkbox"/> pears	<input type="checkbox"/> peaches
<input type="checkbox"/> bananas	<input type="checkbox"/> oranges	<input type="checkbox"/> strawberries
<input type="checkbox"/> grapes	<input type="checkbox"/> lemons	<input type="checkbox"/> melons

2. Unscramble the words.

a. cepeash p e a c h e s

d. gorenas ____ a ____ e s

b. reasp p ____ r ____

e. prages ____ a ____ e ____

c. paspel ____ p ____ l e ____

f. naaansb b ____ a ____ s

3. Label the picture. Write the numbers.



1. bananas

4. peaches

7. pears

2. strawberries

5. grapes

8. apples

3. lemons

6. melons

9. oranges





1. Check (✓) the things you eat every week. Look in your dictionary for help.

Word List: Vegetables

Dictionary pages 69

lettuce

peppers

potatoes

carrots

celery

onions

tomatoes

corn

mushrooms

2. Look at the picture. Circle the vegetables. Then write the answers.

a. How many peppers are there? 3

b. How many tomatoes are there? _____

c. How many onions are there? _____

d. How many potatoes are there? _____

e. How many types of vegetables are there? _____



3. Look at the pictures. Write the recipes.



a. Four Veggie Juice

1 _____

5 _____

4 _____

3 _____




b. Hot Days Juice

1 cup lettuce

1 _____

1 red _____



c. Sweet Dreams Juice

3 _____

4 _____

2 stalks _____

1 cup _____

Challenge Circle the juice you want to try.






1. Check (✓) the things in your refrigerator now. Look in your dictionary for help.

Word List: Meat and Poultry
Dictionary page 70

Beef	Pork	Lamb	Poultry
<input type="checkbox"/> roast	<input type="checkbox"/> ham	<input type="checkbox"/> lamb chops	<input type="checkbox"/> chicken
<input type="checkbox"/> steak	<input type="checkbox"/> bacon		<input type="checkbox"/> turkey
<input type="checkbox"/> ground beef	<input type="checkbox"/> sausage		


2. Complete the menu. Use the words in the box.


meat steak ham bacon sausage lamb chops chicken turkey




Benny's Restaurant


BREAKFAST – Your choice \$6.99


a. _____ and eggs 


b. _____ and eggs 

c. _____ and eggs 


LUNCH – Your choice \$8.99


Hamburger 

d. steak sandwich 


e. _____ and salad 

DINNER – Your choice \$10.99

f. _____ dinner 

g. _____ 

We make vegetarian dinners.

h. No _____ ! 

3. Use the menu in Exercise 2. Answer the questions. Write yes or no.

- a. Is there pork on the menu? yes
- b. Is there ground beef on the menu? _____
- c. Is there roast on the menu? _____
- d. Is there poultry on the menu? _____
- e. Is there fruit on the menu? _____





1. Check (✓) the things you like to eat. Look in your dictionary for help.

Word List: Seafood and Deli

Dictionary page 71

- | | | |
|--------------------------------------|--|--|
| <input type="checkbox"/> salmon | <input type="checkbox"/> wheat bread | <input type="checkbox"/> American cheese |
| <input type="checkbox"/> shrimp | <input type="checkbox"/> roast beef | <input type="checkbox"/> Swiss cheese |
| <input type="checkbox"/> frozen fish | <input type="checkbox"/> smoked turkey | <input type="checkbox"/> cheddar cheese |

2. Complete the chart. Use the words in the box.

roast beef shrimp American cheese ~~frozen fish~~ cheddar cheese smoked turkey

Seafood	Meat	Cheese
a. <i>frozen fish</i>	c.	e.
b.	d.	f.

3. Look at the pictures. Circle the correct words.



- a. Rebecca likes smoked turkey / roast beef.



- b. Armando likes Swiss cheese / roast beef.



- c. Sam likes smoked turkey / fish.



- d. Wilma likes cheddar cheese / wheat bread.



- e. Su Ling likes salmon / shrimp.



- f. Charlie likes frozen fish / cheddar cheese.





1. Check (✓) the words you know. Look in your dictionary. Find the words you don't know.

Word List: A Grocery Store
Dictionary pages 72-73

<input type="checkbox"/> customer	Canned Foods	Baking Products
<input type="checkbox"/> aisle	<input type="checkbox"/> beans	<input type="checkbox"/> flour
<input type="checkbox"/> cart	<input type="checkbox"/> tuna	<input type="checkbox"/> sugar
<input type="checkbox"/> manager	Dairy	<input type="checkbox"/> oil
<input type="checkbox"/> line	<input type="checkbox"/> yogurt	Baked Goods
<input type="checkbox"/> cashier	Frozen Foods	<input type="checkbox"/> cookies
<input type="checkbox"/> bagger	<input type="checkbox"/> ice cream	<input type="checkbox"/> cake

2. Cross out the word that doesn't belong.

- | | | | | | |
|-------------|----------------------|---------|--------------|-------|-----------|
| a. customer | ice cream | bagger | d. ice cream | cake | tuna |
| b. manager | line | aisle | e. beans | flour | sugar |
| c. tuna | beans | cashier | f. yogurt | flour | ice cream |

3. Label the pictures. Use the words in the box.

yogurt bagger cookies ~~customer~~ manager tuna



a. customer



b. _____



c. _____



d. _____



e. _____



f. _____


4. Look at the picture. Write T (true) or F (false).



- a. There are three customers. T
- b. The cashier is happy. _____
- c. Two customers have carts. _____
- d. The man is buying a bottle of oil. _____
- e. He's also buying cookies. _____
- f. Two women are in line. _____
- g. The bagger is happy. _____

5. Look at the store directory. Answer the questions.

- a. Where can you find canned beans? aisle 2
- b. Where can you find cookies? _____
- c. Where can you find yogurt? _____
- d. Where can you find sugar? _____
- e. Where can you find turkey and cheese? _____
- f. Where can you find ice cream? _____
- g. Where can you find milk? _____
- h. Where can you find vegetables? _____

 CHARLES The Family Super Store	
STORE AISLE GUIDE	
Fruit and Vegetables	▶ aisle 1
Canned Food	▶ aisle 2
Baking Products	▶ aisle 3
Frozen Food	▶ aisle 4
Dairy	▶ aisle 5
Baked Goods	▶ aisle 6
Deli	▶ aisle 7

Challenge Name two places in the grocery store where the food is cold.

1. Check (✓) the things you have in the refrigerator. Look in your dictionary for help.

Word List: Containers and Packaged Foods

Dictionary page 74

- | | | |
|---------------------------------|------------------------------------|---|
| <input type="checkbox"/> bottle | <input type="checkbox"/> container | <input type="checkbox"/> a carton of eggs |
| <input type="checkbox"/> jar | <input type="checkbox"/> box | <input type="checkbox"/> a six-pack of soda |
| <input type="checkbox"/> can | <input type="checkbox"/> bag | <input type="checkbox"/> a loaf of bread |

2. Complete the words. Write the letters.

- | | |
|----------|-------------------|
| a. ja_r | e. b____tl____ |
| b. ____x | f. c__n__a__n____ |
| c. ____g | g. c__r____n |
| d. ____n | h. l____f |

3. Label the picture. Write the numbers.



- | | | | |
|-----------|--------------|-----------|-------------|
| 1. bottle | 3. container | 5. bag | 7. jar |
| 2. can | 4. box | 6. carton | 8. six-pack |





1. Check (✓) the words you know. Look in your dictionary.
Find the words you don't know.

Word List: Weights and Measures

Dictionary page 75

- | | | |
|---|--|--|
| <input type="checkbox"/> a cup of oil | <input type="checkbox"/> a gallon of water | <input type="checkbox"/> a cup of flour |
| <input type="checkbox"/> a pint of yogurt | <input type="checkbox"/> a teaspoon of salt | <input type="checkbox"/> an ounce of cheese |
| <input type="checkbox"/> a quart of milk | <input type="checkbox"/> a tablespoon of sugar | <input type="checkbox"/> a pound of roast beef |

2. Match the words with the abbreviations.

qt. pt. ~~lb.~~ lb. tsp. oz. gal. TBS.

- a. cup c. c. pint _____ e. teaspoon _____ g. ounce _____
b. quart _____ d. gallon _____ f. tablespoon _____ h. pound _____

3. Which is more? Write the answers.



2 quarts of juice



a gallon of juice



a tablespoon of salt



a teaspoon of salt

a. a gallon of juice

b. _____



a pound of cheese



eight ounces of cheese

c. _____



6 ounces of water



a cup of water

d. _____

Challenge How many quarts are in a gallon? How many ounces are in a pound?



1. Check (✓) the words you know. Look in your dictionary. Find the words you don't know.

Word List: Food Preparation and Safety

Dictionary page 76


- | | | |
|--------------------------------|------------------------------------|-------------------------------------|
| <input type="checkbox"/> clean | <input type="checkbox"/> fried | <input type="checkbox"/> boiled |
| <input type="checkbox"/> cook | <input type="checkbox"/> barbecued | <input type="checkbox"/> stir-fried |
| <input type="checkbox"/> chill | <input type="checkbox"/> roasted | <input type="checkbox"/> scrambled |

2. Unscramble the words.

- | | |
|------------------------------|--------------------------|
| a. bolied <u>b o i l e d</u> | d. ilhc _____ l |
| b. steorad r _____ s _____ d | e. ancle _____ e a _____ |
| c. diref _____ r i _____ | f. okoc c _____ |

3. Label the picture. Use the words in the box.

fried barbecued scrambled stir-fried roasted boiled



4. Check (✓) the things you do to prepare your favorite food. Look in your dictionary for help.

Word List: Food Preparation and Safety


Dictionary page 77

- | | | |
|----------------------------------|---------------------------------|-------------------------------|
| <input type="checkbox"/> preheat | <input type="checkbox"/> bake | <input type="checkbox"/> chop |
| <input type="checkbox"/> slice | <input type="checkbox"/> cut up | <input type="checkbox"/> boil |
| <input type="checkbox"/> steam | <input type="checkbox"/> peel | <input type="checkbox"/> mix |

5. How do you prepare these foods? Check (✓) the correct words.



- mix
 peel



- boil
 slice



- chop
 bake



- steam
 preheat

6. Look at the pictures. Complete the recipe. Use the words in the box.

Mix

Slice

Peel

~~Preheat~~

Cut up

Chop



a. Preheat the oven.



b. _____ the chicken.



c. _____ two lemons.



d. _____ the lemons.



e. _____ the peppers and onion.



f. _____ the chicken, lemons, onions, and peppers. Bake for 30 minutes.



1. Check (✓) the things you have in your kitchen. Look in your dictionary for help.

Word List: Kitchen Utensils

Dictionary page 78

- | | | |
|-------------------------------------|---------------------------------------|---|
| <input type="checkbox"/> can opener | <input type="checkbox"/> frying pan | <input type="checkbox"/> vegetable peeler |
| <input type="checkbox"/> grater | <input type="checkbox"/> pot | <input type="checkbox"/> lid |
| <input type="checkbox"/> steamer | <input type="checkbox"/> wooden spoon | <input type="checkbox"/> mixing bowl |

2. Match the words with the pictures.

1.



2.



3.



4.



5.



6.



4 a. steamer

___ c. frying pan

___ e. pot

___ b. can opener

___ d. lid

___ f. wooden spoon

3. Complete the sentences. Use the words in the box.

mixing bowl

can opener

~~frying pan~~

peeler

lid

grater



a. I need a frying pan.

b. I need a _____.

c. I need a _____.



d. I need a _____.

e. I need a _____.

f. I need a _____.





1. Check (✓) your three favorite fast foods. Look in your dictionary for help.

Word List: Fast Food Restaurant

Dictionary page 79

- | | | |
|---------------------------------------|----------------------------------|--------------------------------|
| <input type="checkbox"/> hamburger | <input type="checkbox"/> hot dog | <input type="checkbox"/> pizza |
| <input type="checkbox"/> french fries | <input type="checkbox"/> nachos | <input type="checkbox"/> soda |
| <input type="checkbox"/> cheeseburger | <input type="checkbox"/> taco | <input type="checkbox"/> donut |

2. Complete the menu. Use the words in the box.

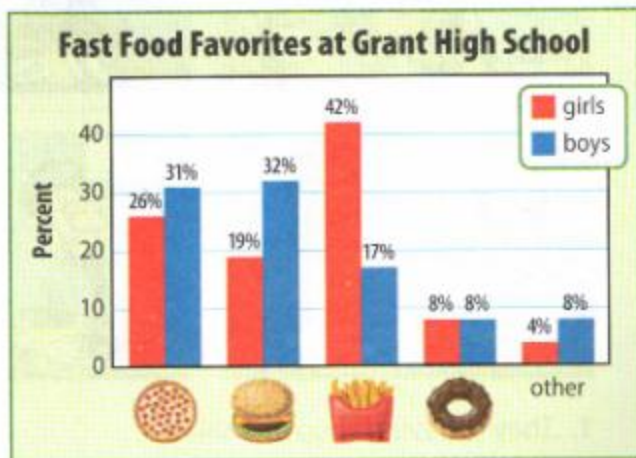
hot dog ~~nachos~~ taco soda pizza donuts

Fast Freddy's Snacks and Things

a. <u>nachos</u>	 \$1.99	d. _____	 99¢ each
b. _____	 \$1.99	e. _____	 \$2.29
c. _____	 \$1.49	f. _____	 99¢

3. Study the graph. Answer the questions.

- What is the favorite fast food for girls? french fries
- What is the favorite fast food for boys? _____
- Which food is the same for boys and girls? _____
- Look at the Word List. Name an example of "other" fast food. _____



Challenge Look at the menu in Exercise 2. Write your order and the total price.



1. Check (✓) the things you like to eat and drink. Look in your dictionary for help.

Word List: Coffee Shop Menu

Dictionary pages 80-81

- | | | | |
|------------------------------------|-----------------------------------|-----------------------------------|---------------------------------------|
| <input type="checkbox"/> breakfast | <input type="checkbox"/> toast | <input type="checkbox"/> sandwich | <input type="checkbox"/> spaghetti |
| <input type="checkbox"/> lunch | <input type="checkbox"/> pancakes | <input type="checkbox"/> salad | <input type="checkbox"/> meatballs |
| <input type="checkbox"/> dinner | <input type="checkbox"/> cereal | <input type="checkbox"/> soup | <input type="checkbox"/> grilled fish |
| <input type="checkbox"/> dessert | <input type="checkbox"/> cake | <input type="checkbox"/> coffee | <input type="checkbox"/> meatloaf |
| <input type="checkbox"/> beverages | <input type="checkbox"/> pie | <input type="checkbox"/> tea | |

2. Match the words.


- | | |
|--------------------|----------------------------|
| <u>2</u> a. dinner | 1. soup and a sandwich |
| ___ b. lunch | 2. spaghetti and meatballs |
| ___ c. beverage | 3. cake |
| ___ d. breakfast | 4. pancakes |
| ___ e. dessert | 5. tea |

3. Label the picture with the numbers.



- | | |
|--|------------------------------------|
| 1. They're having soup and salad. | 4. She's having coffee and toast. |
| 2. They're having meatloaf and vegetables. | 5. They're having sandwiches. |
| 3. She's having cereal and tea. | 6. She's having pancakes and eggs. |

4. Look at the picture. Complete the check. Then answer the questions.



- How much is dessert? \$7.98
- How much are the beverages? _____
- Which item is \$9.99? _____
- Is this breakfast, lunch, or dinner? _____

5. What about you? Answer the questions.

- What is the name of your favorite restaurant? _____
- Is that restaurant a coffee shop? _____
- What do you usually order there? _____
- Do you usually go there for breakfast, lunch, or dinner? _____





1. Check (✓) the words you know. Look in your dictionary. Find the words you don't know.

Word List: A Restaurant

Dictionary pages 82-83

- | | | |
|-------------------------------------|--|--|
| <input type="checkbox"/> hostess | <input type="checkbox"/> set the table | <input type="checkbox"/> pay the check |
| <input type="checkbox"/> high chair | <input type="checkbox"/> seat the customer | <input type="checkbox"/> leave a tip |
| <input type="checkbox"/> booth | <input type="checkbox"/> order from the menu | |
| <input type="checkbox"/> menu | <input type="checkbox"/> take the order | |
| <input type="checkbox"/> server | <input type="checkbox"/> serve the meal | |
| <input type="checkbox"/> busser | <input type="checkbox"/> clear the dishes | |

2. Complete the chart. Use the words in the box.

~~menu~~ serve table pay order clear dishes

Customer	Server	Busser
a. order from the <u>menu</u>	c. take the _____	e. set the _____
b. _____ the check	d. _____ the meal	f. _____ the _____

3. Look at the picture. Write T (true) or F (false).

- a. The menus are on the table. T
- b. The server is at the table. _____
- c. There's a high chair at the table. _____
- d. They want to pay the check. _____
- e. They want to order now. _____
- f. They're leaving a tip. _____



4. Read the sentences. Label the picture with the numbers.

1. Carmen is a customer. She needs a high chair for the baby.
2. Lee is a server. He's taking an order.
3. Joe is a busser. He's setting a table.
4. Al is sitting in a booth with his friend.
5. Nora is a hostess. She's seating a customer.
6. Iris is a busser. She's clearing a table.
7. Pablo is paying the check.
8. Ina is a server. She's serving a meal.



5. Read the ads. Circle the correct words.

HELP WANTED
at family restaurant.
 Take orders, serve food. Must learn menu. Free lunch, good tips.
555-3254 days.

RESTAURANT HELP WANTED
 Set tables and clear dishes, clean booths. Some tips, good hours. **314 Main St.**

- a. This job is for a hostess / server.
- b. At this restaurant the customers leave good lunch / tips.
- c. You need to study the menu / server for this job.
- d. This job is for a busser / hostess.
- e. You need to clear high chair / dishes and clean orders / booths at this job.
- f. You get some lunch / tips at this job.





1. Check (✓) the words you know. Look in your dictionary. Find the words you don't know.

Word List: The Farmers' Market

Dictionary pages 84–85

- | | | | |
|-------------------------------------|-----------------------------------|----------------------------------|--------------------------------|
| <input type="checkbox"/> live music | <input type="checkbox"/> sour | <input type="checkbox"/> vendors | <input type="checkbox"/> herbs |
| <input type="checkbox"/> organic | <input type="checkbox"/> samples | <input type="checkbox"/> sweets | <input type="checkbox"/> count |
| <input type="checkbox"/> lemonade | <input type="checkbox"/> avocados | | |

2. Match the words with the pictures.

1 a. sweets

___ b. organic herbs

___ c. sour lemonade

___ d. live music

___ e. vendor


___ f. avocados

___ g. count

___ h. samples



3. Look at the pictures. Circle the correct words.



- a. We go to the farmers' / sweet market every Sunday.
- b. I like the live / sour music.
- c. My son likes the free samples / vendors.



- d. We buy organic / sour vegetables there.
- e. Sometimes we buy herbs / count vendors.
- f. Today we are buying samples / avocados.



- g. My son is drinking lemonade / avocados. It's sweet.
- h. I'm counting / buying my money.

4. What about you? Answer the questions. Write *Yes, there is* or *No, there isn't*.

- a. Is there a farmers' market near your home? _____
- b. Is there a place to buy organic food near your home? _____
- c. Is there a place to listen to live music near your home? _____





1. Check (✓) the words you know. Look in your dictionary. Find the words you don't know.

Word List: Everyday Clothes

Dictionary pages 86-87

- | | | | |
|----------------------------------|---|----------------------------------|----------------------------------|
| <input type="checkbox"/> shirt | <input type="checkbox"/> baseball cap | <input type="checkbox"/> handbag | <input type="checkbox"/> shoes |
| <input type="checkbox"/> jeans | <input type="checkbox"/> socks | <input type="checkbox"/> skirt | <input type="checkbox"/> sweater |
| <input type="checkbox"/> dress | <input type="checkbox"/> athletic shoes | <input type="checkbox"/> suit | <input type="checkbox"/> tie |
| <input type="checkbox"/> T-shirt | <input type="checkbox"/> blouse | <input type="checkbox"/> pants | <input type="checkbox"/> put on |

2. Cross out the word that doesn't belong.

- | | | |
|--------------|------------------|----------------|
| a. shirt | socks | blouse |
| b. sweater | shoes | athletic shoes |
| c. pants | jeans | shirt |
| d. skirt | baseball cap | dress |
| e. suit | T-shirt | dress |
| f. tie shoes | put on socks | handbag |

3. Look at the ad. Complete the sentences. Use the words in the box.

T-shirts sweaters blouses handbags pants ~~shirts~~

All-Mart
All about savings! What's on sale now?

MEN'S CLOTHING

- Green shirt: \$14.99
- Brown pants: \$34.99
- Red t-shirt: \$9.99

WOMEN'S CLOTHING

- Pink sweater: \$16.99
- Light blue shirt: \$19.99
- Brown handbag: \$19.99

- The shirts are \$14.99.
- The _____ are \$16.99.
- The _____ and _____ are the same price.
- The _____ are \$9.99.
- The _____ are the most expensive.

4. Look at the pictures. Check (✓) the correct sentences.



- a. He's wearing a T-shirt.
 He's wearing jeans.



- b. She has a handbag.
 She's wearing pants and a shirt.



- c. Three students are wearing jeans.
 Three students are wearing T-shirts.



- d. He's putting on his socks.
 He can tie his shoes.



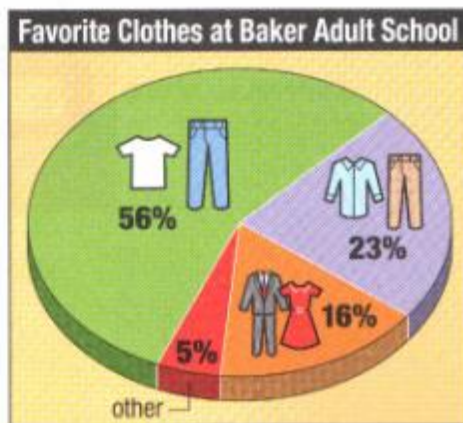
- e. They're wearing socks and jeans.
 They're wearing athletic shoes and caps.



- f. She's wearing a skirt and blouse.
 He's wearing a suit.

5. Study the chart. Answer the questions.

- a. What percent of people like jeans the best? 56%
- b. What percent like dresses or suits the best? _____
- c. What percent like pants and shirts the best? _____
- d. What percent of people don't like jeans the best? _____





1. Check (✓) the things you like to wear. Look in your dictionary for help.

Word List: Casual, Work, and Formal Clothes

Dictionary pages 88–89

- | | | | |
|-----------------------------------|--|---------------------------------------|-------------------------------------|
| <input type="checkbox"/> overalls | <input type="checkbox"/> uniform | <input type="checkbox"/> tuxedo | <input type="checkbox"/> sweatshirt |
| <input type="checkbox"/> knit top | <input type="checkbox"/> business suit | <input type="checkbox"/> evening gown | <input type="checkbox"/> sweatpants |
| <input type="checkbox"/> sandals | <input type="checkbox"/> briefcase | | <input type="checkbox"/> tank top |
| | <input type="checkbox"/> tie | | <input type="checkbox"/> shorts |

2. Unscramble the words.

a. storsh s h o r t s

e. otuxed t ___ x _____

b. slandsa s ___ n d ___ s

f. tehswiat s w _____ s _____ t

c. iformnu u ___ i f _____


g. ktan opt _____

d. vorllaes ___ v e ___ a _____

h. enevgin wnog _____

3. Label the picture. Write the numbers.

- briefcase
- business suit
- knit top
- overalls



Challenge Look at the picture. Name the shoes you see.

4. Look at the picture. Read the sentences. Number the people.



1. Jack is wearing a uniform.
2. Gabriel is wearing a business suit.
3. Ken is wearing shorts.
4. Lara is wearing overalls.
5. Grace is wearing sweatpants.
6. Anne is wearing sandals.
7. Jen is looking at a dress.

5. What about you? Complete the sentences with *casual*, *work*, or *formal*.

- a. I like _____ clothes.
- b. I think _____ clothes are expensive.
- c. I think _____ clothes are comfortable.
- d. I don't like to wear _____ clothes.
- e. I usually wear _____ clothes.






1. Check (✓) the things you never wear or use. Look in your dictionary for help.

Word List: Seasonal Clothing
Dictionary page 90

<input type="checkbox"/> coat	<input type="checkbox"/> jacket	<input type="checkbox"/> raincoat
<input type="checkbox"/> scarf	<input type="checkbox"/> hat	<input type="checkbox"/> swimsuit
<input type="checkbox"/> gloves	<input type="checkbox"/> umbrella	<input type="checkbox"/> sunglasses

2. Complete the chart. Use the words in the box.

gloves	raincoat	coat	sunglasses
umbrella	scarf	swimsuit	

Cold 	Rainy 	Hot 
a. <u>coat</u>	d.	f.
b.	e.	g.
c.		

3. Look at the picture. Circle the correct words.

- The girl is wearing a scarf / hat.
- The boy is wearing a hat / sunglasses.
- The boy and the girl are wearing coats / swimsuits.
- The boy and the girl are wearing raincoats / gloves.
- Sam has an umbrella / sunglasses.
- Sam is wearing a jacket / scarf.





1. Check (✓) the words you know. Look in your dictionary. Find the words you don't know.

Word List: Underwear and Sleepwear

Dictionary page 91

- | | | | |
|---------------------------------------|-------------------------------------|----------------------------------|------------------------------------|
| <input type="checkbox"/> undershirt | <input type="checkbox"/> socks | <input type="checkbox"/> bra | <input type="checkbox"/> nightgown |
| <input type="checkbox"/> boxer shorts | <input type="checkbox"/> panties | <input type="checkbox"/> pajamas | <input type="checkbox"/> robe |
| <input type="checkbox"/> briefs | <input type="checkbox"/> panty hose | | |

2. Match the words with the pictures.



4 a. boxer shorts

___ c. socks

___ e. undershirt

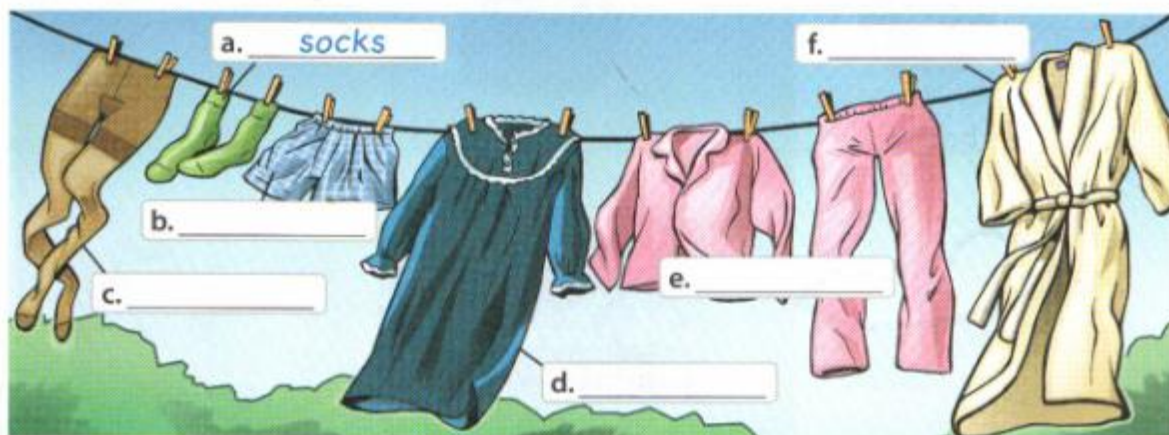
___ b. bra

___ d. panty hose

___ f. briefs

3. Label the picture. Use the words in the box.

boxer shorts ~~socks~~ panty hose pajamas nightgown robe





1. Check (✓) the things you or your classmates wear at work. Look in your dictionary for help.

Word List: Workplace Clothing
Dictionary pages 92-93

<input type="checkbox"/> hard hat	<input type="checkbox"/> apron	<input type="checkbox"/> hairnet
<input type="checkbox"/> work shirt	<input type="checkbox"/> polo shirt	<input type="checkbox"/> scrubs
<input type="checkbox"/> tool belt	<input type="checkbox"/> name tag	<input type="checkbox"/> face mask
<input type="checkbox"/> coveralls	<input type="checkbox"/> work gloves	<input type="checkbox"/> lab coat
<input type="checkbox"/> safety glasses	<input type="checkbox"/> badge	<input type="checkbox"/> latex gloves

2. Match the words.

- | | |
|------------------|----------|
| <u>5</u> a. hard | 1. mask |
| ___ b. face | 2. coat |
| ___ c. lab | 3. belt |
| ___ d. tool | 4. tag |
| ___ e. polo | 5. hat |
| ___ f. name | 6. shirt |

3. Label the pictures. Use the words in the box.

hairnet apron ~~badge~~ work shirt safety glasses name tag



a. badge



b. _____



c. _____



d. _____



e. _____



f. _____

4. Look at the picture. Write *T* (true) or *F* (false).



- a. There's a glove on the floor. T
- b. There's a man in coveralls.
- c. There's a worker with safety glasses.
- d. There's a woman in scrubs.
- e. There's a doctor in an apron.
- f. There are two people with gloves.

5. Look at the picture. Write three things John needs to be safe.



- a. _____
- b. _____
- c. _____





1. Check (✓) the words you know. Look in your dictionary. Find the words you don't know.




Word List: Shoes and Accessories

Dictionary pages 94-95

- | | | |
|---|-------------------------------------|---------------------------------------|
| <input type="checkbox"/> purses | <input type="checkbox"/> necklaces | <input type="checkbox"/> pumps |
| <input type="checkbox"/> belts | <input type="checkbox"/> wallet | <input type="checkbox"/> boots |
| <input type="checkbox"/> shoe department | <input type="checkbox"/> watch | <input type="checkbox"/> tennis shoes |
| <input type="checkbox"/> jewelry department | <input type="checkbox"/> backpack | <input type="checkbox"/> earrings |
| <input type="checkbox"/> bracelets | <input type="checkbox"/> high heels | <input type="checkbox"/> ring |

2. Complete the chart. Use the words in the box.

backpacks	wallets	boots	earrings	tennis shoes
high heels	necklaces	purses	rings	

Jewelry Department 	Shoe Department 	Other Accessories 
a. <i>rings</i>	d.	g.
b.	e.	h.
c.	f.	i.

3. Read the sentences. Write *T* (true) or *F* (false).

- | | |
|---|----------|
| a. You can buy earrings in the shoe department. | <u>F</u> |
| b. Many children use backpacks at school. | — |
| c. Bracelets and pumps are in the jewelry department. | — |
| d. Boots and high heels are in the shoe department. | — |
| e. People keep money in their watches. | — |
| f. People wear tennis shoes to exercise. | — |

4. Look at the picture. Circle the correct words.



- The girl has a purse / backpack.
- The girl is wearing a watch / belt.
- The woman is wearing boots / pumps.
- The girl is wearing tennis shoes / high heels.
- There are tennis shoes / boots on the floor.

5. Look at the receipt. Complete the sentences.



NICKELS DEPARTMENT STORE		
01	MEN'S TENNIS SHOES	\$24.99
02	CHILDREN'S SHOES 2@ \$10.99	\$21.98
03	BOOTS	\$36.98
04	WOMEN'S ACCESSORIES: PURSE	\$24.50
05	FASHION JEWELRY: RING	\$12.99
06	FASHION JEWELRY: NECKLACE	\$ 9.99
	SUBTOTAL	\$131.43
	TAX	\$11.50
	TOTAL	\$142.93

- The boots cost \$36.98.
- The _____ is from the accessories department.
- The total for jewelry is _____.
- The total from the shoe department is _____.

Challenge Name the shoes and accessories you wear and use every day.





1. Check (✓) the words that describe the clothes you wear. Look in your dictionary for help

Word List: Describing Clothes
Dictionary page 96

<input type="checkbox"/> small	<input type="checkbox"/> short-sleeved	<input type="checkbox"/> solid
<input type="checkbox"/> medium	<input type="checkbox"/> long-sleeved	<input type="checkbox"/> striped
<input type="checkbox"/> large	<input type="checkbox"/> short	
	<input type="checkbox"/> long	

2. Match the words with the pictures.



1. large

2. short

3. long

4. small

3. Read the story. Put the pictures in order (1-6).

Bitu needs a new shirt. She looks at a long-sleeved blue shirt. She looks at a short-sleeved blue shirt. She looks at another shirt. It's striped. Then Bitu sees a solid green shirt. She likes it the best! She buys a medium.



4. Check (✓) the words you know. Look in your dictionary. Find the words you don't know.

Word List: Describing Clothes
Dictionary page 97

<input type="checkbox"/> heavy	<input type="checkbox"/> loose	<input type="checkbox"/> too small
<input type="checkbox"/> light	<input type="checkbox"/> narrow	<input type="checkbox"/> too big
<input type="checkbox"/> tight	<input type="checkbox"/> wide	<input type="checkbox"/> too expensive

5. Match the opposites.

- | | | |
|--------------|----------|------------|
| a. heavy | <u>3</u> | 1. too big |
| b. tight | — | 2. narrow |
| c. wide | — | 3. light |
| d. too small | — | 4. loose |

6. Look at the pictures. Complete the sentences. Use the words in the box.

wide
expensive
light
small
heavy
big



- a. His jacket is light. b. The shirt is too _____. c. Her sweater is _____.



- d. The dress is too _____. e. His tie is _____. f. His pants are too _____.





1. Check (✓) the words you know. Look in your dictionary. Find the words you don't know.

Word List: Making Clothes
Dictionary pages 98-99

<input type="checkbox"/> cotton	<input type="checkbox"/> sew	<input type="checkbox"/> pattern
<input type="checkbox"/> wool	<input type="checkbox"/> sewing machine	<input type="checkbox"/> thread
<input type="checkbox"/> leather	<input type="checkbox"/> sewing machine operator	<input type="checkbox"/> button
<input type="checkbox"/> denim	<input type="checkbox"/> needle	<input type="checkbox"/> zipper
		<input type="checkbox"/> snap

2. Label the pictures. Use the words in the box.

~~cotton~~
wool
leather
denim



a. cotton



b. _____



c. _____



d. _____

3. Look at the picture. Write T (true) or F (false).

- a. The man is using a pattern. T
- b. The women are sewing machine operators. _____
- c. They can sew. _____
- d. The man is working with leather. _____
- e. The women are not sewing right now. _____



Challenge Look at Exercise 2. Name two types of material you like to wear.

4. Label the picture. Write the numbers.



- | | | | |
|------------|-------------------|-------------------|-----------|
| 1. button | 3. needle | 5. sewing machine | 7. thread |
| 2. leather | 4. <u>pattern</u> | 6. snap | 8. zipper |

5. Read the sentences. Check (✓) the things the people need.

a. Beatriz wants to make a dress for summer. What does she need?

- | | |
|---|--|
| <input checked="" type="checkbox"/> cotton material | <input type="checkbox"/> wool |
| <input checked="" type="checkbox"/> a pattern | <input checked="" type="checkbox"/> a sewing machine |

b. Sam wants to sew a button on his shirt. What does he need?

- | | |
|-----------------------------------|-----------------------------------|
| <input type="checkbox"/> a buckle | <input type="checkbox"/> a button |
| <input type="checkbox"/> thread | <input type="checkbox"/> a needle |

c. Amy needs a new zipper in her dress. What does she need?

- | | |
|---|-----------------------------------|
| <input type="checkbox"/> a sewing machine | <input type="checkbox"/> material |
| <input type="checkbox"/> a zipper | <input type="checkbox"/> snaps |

d. Lia wants to make jeans. What does she need?

- | | |
|------------------------------------|-----------------------------------|
| <input type="checkbox"/> denim | <input type="checkbox"/> a zipper |
| <input type="checkbox"/> a pattern | <input type="checkbox"/> a button |



1. Check (✓) the words you know. Look in your dictionary. Find the words you don't know.

Word List: Making Alterations

Dictionary page 100

pocket

safety pin

shorten

hem

scissors

let out

pin

lengthen

take in

2. Match the words with the pictures.

1.



2.



3.



4.



5.



4 a. hem ___ b. pocket ___ c. pin ___ d. safety pin ___ e. scissors

3. Look at the pictures. Complete the sentences. Use the words in the box.

lengthen

take in

let out

pocket

shorten

scissors



a. She needs a pair of scissors.



b. She needs to _____ the dress.



c. He needs to sew the _____.



d. She needs to _____ the pants.



e. He needs to _____ the pants.



f. She needs to _____ the dress.





1. Check (✓) the things you use and the things you do. Look in your dictionary for help.

Word List: Doing the Laundry

Dictionary page 101

- | | | |
|----------------------------------|--|---|
| <input type="checkbox"/> laundry | <input type="checkbox"/> hanger | <input type="checkbox"/> Fold the laundry. |
| <input type="checkbox"/> washer | <input type="checkbox"/> iron | <input type="checkbox"/> Iron the clothes. |
| <input type="checkbox"/> dryer | <input type="checkbox"/> ironing board | <input type="checkbox"/> Hang up the clothes. |

2. Complete the sentences. Use the words in the box.

laundry ~~washer~~ dryer ironing board hangers fold

- It's time to wash the clothes. Put the laundry in the washer.
- I need to iron my shirt. Where is the _____?
- David and Parvin do the _____ every Saturday.
- We need to dry the clothes. Please put the clothes in the _____.
- Sam needs some _____. He wants to hang up his shirts.
- The clothes in the dryer are dry. It's time to _____ the laundry.

3. Look at the story. Put the sentences in order (1-6).



- | | |
|--|---------------------------------------|
| ___ He puts the clothes in the washer. | ___ He hangs up the shirts. |
| <u>1</u> Ali needs to do the laundry. | ___ He puts the clothes in the dryer. |
| ___ He folds some of the clothes. | ___ He irons the shirts. |





1. Check (✓) the words you know. Look in your dictionary. Find the words you don't know.

Word List: A Garage Sale

Dictionary pages 102-103

- | | | |
|--|---|----------------------------------|
| <input type="checkbox"/> flyer | <input type="checkbox"/> folding card table | <input type="checkbox"/> VCR |
| <input type="checkbox"/> used clothing | <input type="checkbox"/> folding chair | <input type="checkbox"/> bargain |
| <input type="checkbox"/> sticker | <input type="checkbox"/> clock radio | <input type="checkbox"/> browse |

2. Match the words with the pictures.

6 a. flyer



___ b. folding chair



___ c. stickers



___ d. VCR



___ e. clock radio



___ f. bargain



___ g. card table



3. Look at the pictures. Circle the correct words.



- a. The Sanchez family has a clock radio / garage sale every year.
- b. They make a flyer / sticker together.
- c. They put price sales / stickers on all their old things.

- d. They put a card table / flyer and two folding chairs / VCRs in the yard.
- e. This year they have a lot of used clothing / stickers for sale.
- f. Mr. Sanchez wants to sell an old VCR / clock radio.

- g. Many people come to browse / help.
- h. The customers like to browse / bargain with Mrs. Sanchez.

4. What about you? Answer the questions. Write Yes, I do or No, I don't.

- a. Do you like to go to garage sales? _____
- b. Do you like to have garage sales? _____
- c. Do you like to bargain when you shop? _____





1. Check (✓) the parts of the body that are below the neck. Use your dictionary for help.

Word List: The Body

Dictionary pages 104-105

- | | | | |
|--------------------------------|--------------------------------|------------------------------|-----------------------------------|
| <input type="checkbox"/> head | <input type="checkbox"/> back | <input type="checkbox"/> leg | <input type="checkbox"/> shoulder |
| <input type="checkbox"/> hair | <input type="checkbox"/> nose | <input type="checkbox"/> toe | <input type="checkbox"/> arm |
| <input type="checkbox"/> neck | <input type="checkbox"/> mouth | <input type="checkbox"/> eye | <input type="checkbox"/> hand |
| <input type="checkbox"/> chest | <input type="checkbox"/> foot | <input type="checkbox"/> ear | <input type="checkbox"/> finger |

2. Cross out the word that doesn't belong.

- | | | | |
|----------|------|-----------------|----------|
| a. eye | nose | foot | mouth |
| b. leg | neck | toe | foot |
| c. back | arm | hand | finger |
| d. chest | back | eye | shoulder |
| e. head | hair | ear | leg |

3. Label the picture. Write the numbers.

1. arm
2. back
3. chest
4. head
5. eye
6. leg
7. ear
8. hand
9. ~~hair~~
10. mouth

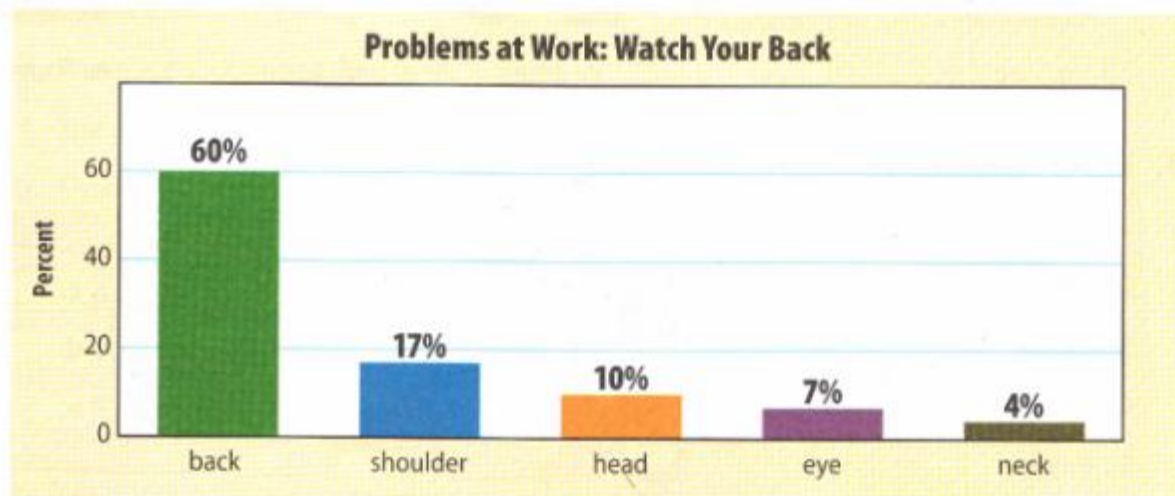


4. Look at the picture. Read the sentences. Write the numbers.



1. Jack has a problem with his foot.
2. Mary has a problem with her eye.
3. Rosa has a problem with her knee.
4. Sun has a problem with her back.
5. Jin has a problem with his shoulder.
6. Tej has a problem with his hand.

5. Study the graph. Answer the questions.



Source: OSHA Labor Statistics (2005) <http://stats.bls.gov/iif/oshwc/osh/case/ostb1682.pdf>

- Sixty percent of the problems at work are back problems.
- Ten percent of the problems are with the _____.
- _____ percent of the problems are eye problems.
- Twenty-one percent of problems are with the shoulder and the _____.
- Eleven percent of problems are _____ and _____ problems.





1. Check (✓) the words you know. Open your dictionary. Find the words you don't know.

Word List: Inside and Outside the Body

Dictionary page 106

The Face

- chin
 forehead

The Mouth

- lip
 teeth
 tongue

The Arm

- elbow
 wrist

The Leg

- knee
 ankle

The Senses

- see
 hear
 smell
 taste
 touch

2. Match the words with the pictures.



3 a. see

___ b. hear

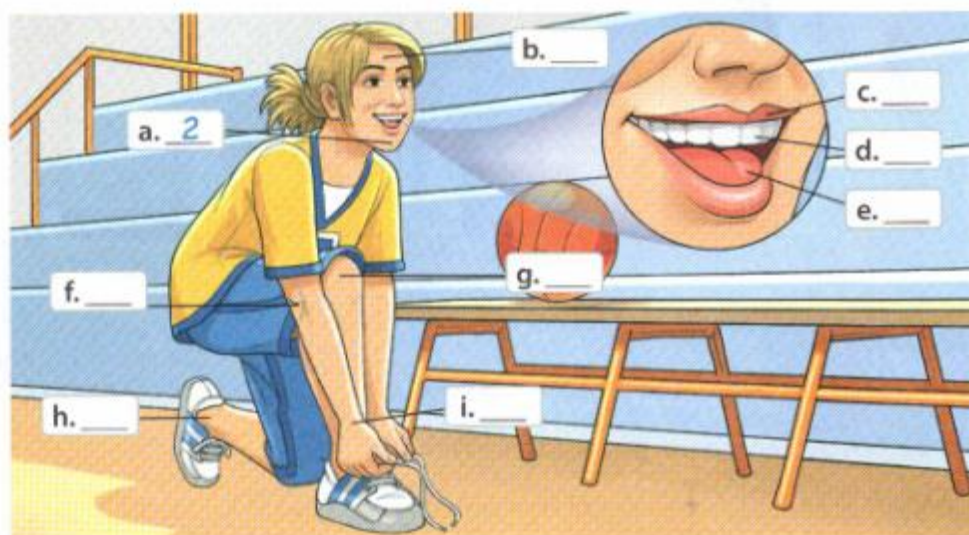
___ c. smell

___ d. taste

___ e. touch

3. Label the picture. Write the numbers.

1. forehead
2. ~~chin~~
3. lip
4. teeth
5. tongue
6. elbow
7. wrist
8. knee
9. ankle



Challenge Which senses help you learn English?

4. Check (✓) the things that are inside the chest. Use your dictionary for help.

Word List: Inside and Outside the Body

Dictionary page 107

muscle

heart

stomach

bone

lung

kidney

brain

liver

5. Complete the words. Write the letters.

a. h e a r t

d. l _____ r

b. br _____ n

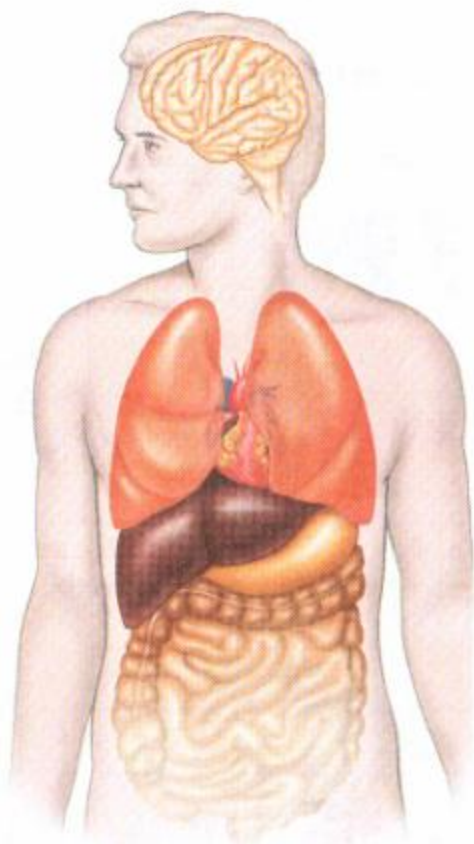
e. m _____ s _____ e

c. ki _____ ey

f. st o _____ c _____

6. Look at the picture. Write *T* (true) or *F* (false).

- a. The liver is above the lungs. F
- b. The heart is between the lungs. _____
- c. The lungs are in the stomach. _____
- d. The brain is in the head. _____
- e. There are six bones in the brain. _____
- f. The liver is near the stomach. _____
- g. There are two kidneys in the picture. _____





1. Check (✓) the words you know. Open your dictionary. Find the words you don't know.

Word List: Personal Hygiene

Dictionary page 108

- | | | |
|--|---|-------------------------------------|
| <input type="checkbox"/> take a shower | <input type="checkbox"/> put on sunscreen | <input type="checkbox"/> brush hair |
| <input type="checkbox"/> take a bath | <input type="checkbox"/> wash hair | <input type="checkbox"/> soap |
| <input type="checkbox"/> use deodorant | <input type="checkbox"/> dry hair | <input type="checkbox"/> shampoo |

2. Cross out the word that doesn't belong.

- | | | | | | |
|--------------|-----------|-----------------|---------|------|--------|
| a. wash hair | dry hair | soap | d. dry | bath | shower |
| b. soap | sunscreen | shampoo | e. wash | take | dry |
| c. sunscreen | brush | deodorant | | | |

3. Look at the pictures. Complete the sentences. Use the words in the box.

shampoo soap ~~take~~ use dry wash



a. Every morning I take a shower. I wash my face and body with _____.



b. I _____ my hair. I use my favorite _____.



c. I _____ my hair.



d. I _____ deodorant. Then I get dressed.

4. Check (✓) the things you do and the things you use every day.
Use your dictionary for help.

Word List: Personal Hygiene

Dictionary page 109

- | | | |
|--------------------------------------|-------------------------------------|--|
| <input type="checkbox"/> brush teeth | <input type="checkbox"/> cut nails | <input type="checkbox"/> dental floss |
| <input type="checkbox"/> floss teeth | <input type="checkbox"/> toothbrush | <input type="checkbox"/> razor |
| <input type="checkbox"/> shave | <input type="checkbox"/> toothpaste | <input type="checkbox"/> shaving cream |

5. Match the words with the pictures.

1.



2.



3.



4.



2 a. toothbrush

___ c. dental floss

___ e. shaving cream

___ b. toothpaste

___ d. razor

6. Complete the puzzle.

ACROSS

1. ___ your nails.

5. Use a ___ with shaving cream.

6. Use ___ with a toothbrush.

DOWN

1. Use shaving ___.

2. ___ your teeth.

3. Use dental ___.

4. Use a razor to ___.

	1	C	U	T					
				2		3		4	
5									
6									





1. Check (✓) the words you know. Open your dictionary. Find the words you don't know.

Word List: Symptoms and Injuries

Dictionary pages 110

- | | | |
|------------------------------------|--------------------------------------|--|
| <input type="checkbox"/> headache | <input type="checkbox"/> stomachache | <input type="checkbox"/> fever |
| <input type="checkbox"/> toothache | <input type="checkbox"/> backache | <input type="checkbox"/> feel dizzy |
| <input type="checkbox"/> earache | <input type="checkbox"/> sore throat | <input type="checkbox"/> feel nauseous |

2. Look at the pictures. Circle the correct words.



a. He has a fever / toothache.



b. He has a backache / an earache.



c. He has a sore throat / headache.



d. She has a sore throat / stomachache.



e. He feels dizzy / nauseous.

3. Read the appointment book. Answer the questions.

TIME	PATIENT NAME	SYMPTOM
9:00 am	Paul Lee	sore throat
9:15 am	Sue Jones	fever/sore throat
9:30 am	Tomas Brown	stomachache
9:45 am	Erica Ortiz	sore throat
10:00 am	Janet Young	earache/sore throat
10:15 am	Julio Ruiz	fever/nauseous/ headache
10:30 am	Tim Emami	stomachache

- a. How many people have stomachaches? two
- b. How many people feel nauseous? _____
- c. How many people have stomachaches or headaches? _____
- d. What symptom is the same for four people? _____





1. Check (✓) the illnesses and conditions that are common in your family.

Word List: Illnesses and Medical Conditions

Dictionary page 111

- | | | |
|--|--------------------------------------|--|
| <input type="checkbox"/> cold | <input type="checkbox"/> chicken pox | <input type="checkbox"/> heart disease |
| <input type="checkbox"/> flu | <input type="checkbox"/> allergies | <input type="checkbox"/> diabetes |
| <input type="checkbox"/> ear infection | <input type="checkbox"/> asthma | <input type="checkbox"/> high blood pressure |

2. Cross out the word that doesn't belong.

- | | | |
|------------------------|---------------------|---------------|
| a. cold | diabetes | flu |
| b. high blood pressure | heart disease | allergies |
| c. asthma | ear infection | diabetes |
| d. heart disease | chicken pox | ear infection |
| e. medical condition | diabetes | cold |

3. Read the medical form. Write T (true) or F (false).

NAME: *Tom Brown*

REASON FOR VISIT TODAY: *headache, sore throat, fever, dizzy*

DO YOU HAVE:

	YES	NO		YES	NO
Allergies	<input type="checkbox"/>	<input checked="" type="checkbox"/>	Heart disease	<input type="checkbox"/>	<input checked="" type="checkbox"/>
Asthma	<input type="checkbox"/>	<input checked="" type="checkbox"/>	High blood pressure	<input checked="" type="checkbox"/>	<input type="checkbox"/>
Diabetes	<input checked="" type="checkbox"/>	<input type="checkbox"/>			

- a. Tom has asthma. F
- b. Tom has two medical conditions. —
- c. Tom feels nauseous today. —
- d. Tom has a sore throat today. —
- e. Tom has diabetes. —

Challenge Look at Tom's symptoms. What illness do you think he has?





1. Check (✓) the medication you buy sometimes. Use your dictionary for help.

Word List: A Pharmacy

Dictionary pages 112-113

- | | | | |
|--|--|--|--------------------------------------|
| <input type="checkbox"/> pharmacist | <input type="checkbox"/> over-the-counter medication | <input type="checkbox"/> cream | <input type="checkbox"/> eye drops |
| <input type="checkbox"/> prescription | <input type="checkbox"/> pill | <input type="checkbox"/> pain reliever | <input type="checkbox"/> nasal spray |
| <input type="checkbox"/> prescription label | <input type="checkbox"/> tablet | <input type="checkbox"/> antacid | <input type="checkbox"/> inhaler |
| <input type="checkbox"/> prescription number | <input type="checkbox"/> capsule | <input type="checkbox"/> cough syrup | |

2. Match the words with the definitions.

- | | |
|------------------------|---|
| <u>4</u> a. pharmacist | 1. medication for the skin |
| ___ b. cream | 2. medication for the eye |
| ___ c. eye drops | 3. medication you get from a pharmacist |
| ___ d. prescription | 4. a person who works in the pharmacy |
| ___ e. nasal spray | 5. medication for the nose |

3. Look at the pictures. Circle the correct words.



a. He needs some cream / cough syrup.



b. She needs a pain reliever / nasal spray.



c. He needs some eye drops / antacid.



d. She's using nasal spray / tablets.



e. She needs some pills / eye drops.



f. She's using an antacid / inhaler.

4. Unscramble the words.



a. pslauesc

capsules



b. emarc



c. tbleats



d. gucoh psury



e. learhin



f. phaarcistm

5. Read the prescription label. Answer the questions.

a. Is this over-the-counter medication?

No, it isn't.

b. Is the prescription for tablets?

c. What is the prescription number?

d. How many capsules does Maria take in one day?

e. How many capsules does she take in one week?

CDS
PHARMACY

Rx

225 Lind St.
Chicago, IL 60603
217-555-8578

PRESCRIPTION # 16220197
DATE: 07/17/08

TAKE TWO CAPSULES WITH
FOOD 3 TIMES A DAY
FOR STOMACH PAIN.

REFILLS: 3

PATIENT NAME: MARIA JONES





1. Check (✓) the things you do when you're sick. Use your dictionary for help.

Word List: Taking Care of Your Health

Dictionary page 114

- | | | |
|---|--|---|
| <input type="checkbox"/> Get bed rest. | <input type="checkbox"/> Stay fit. | <input type="checkbox"/> Have checkups. |
| <input type="checkbox"/> Drink fluids. | <input type="checkbox"/> Eat a healthy diet. | <input type="checkbox"/> Get immunized. |
| <input type="checkbox"/> Take medicine. | <input type="checkbox"/> Don't smoke. | |

2. Match the words with the sentences.

- | | |
|-----------------|--------------------|
| <u>3</u> a. Get | 1. checkups. |
| ___ b. Take | 2. a healthy diet. |
| ___ c. Eat | 3. immunized. |
| ___ d. Have | 4. fit. |
| ___ e. Stay | 5. fluids. |
| ___ f. Drink | 6. medicine. |

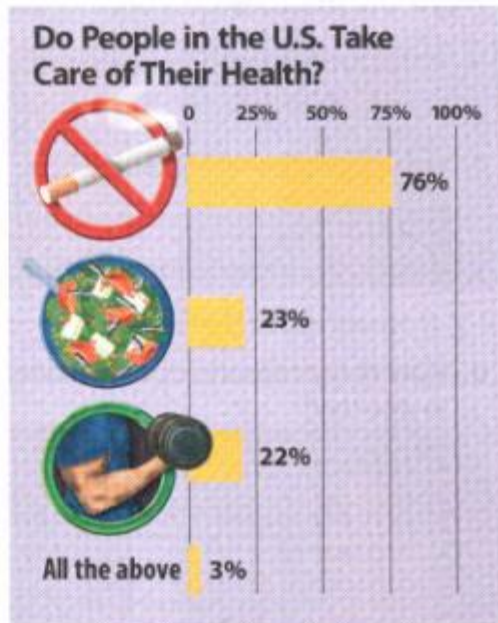
3. Study the graph. Answer the questions.

- a. What percent of people stay fit?
22%
- b. What percent of people eat a healthy diet?

- c. What percent of people don't smoke?

- d. What percent of people don't stay fit?

- e. What percent of people stay fit, eat a healthy diet, and don't smoke?



Based on information from:
US News and World Report

Challenge Name one way you take care of your health every day.

4. Check (✓) the words you know. Open your dictionary. Find the words you don't know.

Word List: Taking Care of Your Health

Dictionary page 115

- | | | |
|--|--------------------------------------|--------------------------------------|
| <input type="checkbox"/> vision problems | <input type="checkbox"/> stress | <input type="checkbox"/> glasses |
| <input type="checkbox"/> hearing loss | <input type="checkbox"/> depression | <input type="checkbox"/> hearing aid |
| <input type="checkbox"/> pain | <input type="checkbox"/> optometrist | <input type="checkbox"/> therapy |

5. Look at the pictures. Check (✓) the correct sentences.



1. She has hearing loss. 2. He has vision problems. 3. She's an optometrist.
 She needs glasses. He has back pain. He's getting a hearing aid.

6. Read the doctor's advice. Circle the correct words.

- a. The problem is depression / stress at work.
b. It's important to take care of your health / therapy.
c. The doctor gives three / four ideas for help.
d. One of the doctor's ideas is pain / therapy.
e. People with a lot of stress sometimes have depression / work.

Health Advice by Dr. Bob

Dear Dr. Bob,

I have too much stress at work. I can't sleep and I feel sad all the time. What can I do to feel better?

Stressed Out in San Diego

Dear Stressed,

Doctors know that stress can cause depression. You need to take care of your health now. Therapy, exercise, and a healthy diet can help.

Challenge Name another way to take care of stress and depression.



1. Check (✓) the words you know. Open your dictionary. Find the words you don't know.

Word List: Medical Emergencies

Dictionary pages 116

- | | | |
|------------------------------------|--|---------------------------------------|
| <input type="checkbox"/> ambulance | <input type="checkbox"/> have a heart attack | <input type="checkbox"/> choke |
| <input type="checkbox"/> paramedic | <input type="checkbox"/> burn | <input type="checkbox"/> bleed |
| <input type="checkbox"/> be hurt | <input type="checkbox"/> drown | <input type="checkbox"/> break a bone |

2. Complete the words. Write the letters.

a. p a r a m e d i c

d. c _ _ o _ _ _

b. b e h _ _ _ t

e. _ _ _ b _ _ l a n _ _ e

c. b _ _ _ n

f. b _ _ _ a _ _ a _ _ o n _ _

3. Look at the picture. Write *T* (true) or *F* (false).



- | | |
|--|---------------|
| a. The girl is bleeding. | <u> T </u> |
| b. Two people are hurt. | <u> </u> |
| c. The paramedics are in the ambulance. | <u> </u> |
| d. One paramedic is having a heart attack. | <u> </u> |
| e. The girl is choking. | <u> </u> |
| f. One paramedic is drowning. | <u> </u> |





1. Check (✓) the things you have at home. Use your dictionary for help.

Word List: First Aid
Dictionary page 117

<input type="checkbox"/> first aid kit	<input type="checkbox"/> tweezers	<input type="checkbox"/> gauze	<input type="checkbox"/> stitches
<input type="checkbox"/> first aid manual	<input type="checkbox"/> adhesive bandage	<input type="checkbox"/> ice pack	<input type="checkbox"/> CPR

2. Look at the pictures. Unscramble the sentences.



a. She has a first aid kit.
first aid kit. a has She



b. _____
has He stitches. three




c. _____
woman giving The CPR. is



d. _____
ambulance. in first aid The is
manual the

3. Look at the picture. Write the numbers.

1. first aid manual
2. tweezers
3. adhesive bandages
4. ice pack
5. ~~gauze~~
6. sterile tape





1. Check (✓) the words you know. Open your dictionary. Find the words you don't know.

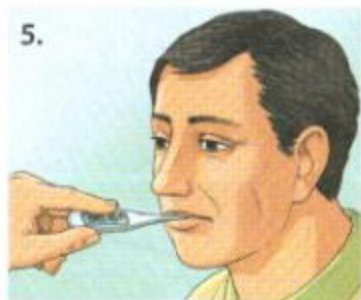

Word List: Medical Care
Dictionary page 118

<input type="checkbox"/> appointment	<input type="checkbox"/> doctor	<input type="checkbox"/> check (your) blood pressure
<input type="checkbox"/> health insurance card	<input type="checkbox"/> patient	<input type="checkbox"/> take (your) temperature
<input type="checkbox"/> health history form	<input type="checkbox"/> nurse	<input type="checkbox"/> draw blood

2. Complete the pictures. Use all the words in the Word List.

Procedures	People	Things
a. <i>check your blood pressure</i>	d.	g.
b.	e.	h.
c.	f.	i.

3. Look at the pictures. Put the sentences in order (1-6).



- | | |
|--|---|
| ___ The nurse checks his blood pressure. | <u>1</u> He makes an appointment to see the doctor. |
| ___ He completes a health history form. | ___ The nurse takes his temperature. |
| ___ He talks to the doctor. | ___ He shows his health insurance card. |





1. Check (✓) the words you know. Open your dictionary. Find the words you don't know.

Word List: Dental Care

Dictionary page 119

- | | | |
|---|--------------------------------------|--|
| <input type="checkbox"/> dentist | <input type="checkbox"/> filling | <input type="checkbox"/> clean teeth |
| <input type="checkbox"/> dental hygienist | <input type="checkbox"/> crown | <input type="checkbox"/> take x-rays |
| <input type="checkbox"/> cavity | <input type="checkbox"/> gum disease | <input type="checkbox"/> fill a cavity |

2. Cross out the word that doesn't belong.

- | | | |
|------------------|------------------|------------------------|
| a. take x-rays | clean teeth | gum disease |
| b. crown | dentist | dental hygienist |
| c. cavity | dentist | gum disease |
| d. crown | filling | clean teeth |
| e. fill a cavity | dental hygienist | clean teeth |

3. Look at the pictures. Check (✓) the correct sentences.



- a. The dentist is filling a cavity.
 The patient is getting a new crown.



- b. This is gum disease.
 There are two cavities.



- c. She's a hygienist.
 It's a new crown.



- d. The patient needs a filling.
 The patient needs an x-ray.



- e. He's a dentist.
 He's taking x-rays.



- f. She has gum disease.
 She has good dental care.





1. Check (✓) the doctors you go to. Use your dictionary for help.

Word List: Hospital

Dictionary page 120

- | | | |
|---------------------------------------|---------------------------------------|--|
| <input type="checkbox"/> internist | <input type="checkbox"/> pediatrician | <input type="checkbox"/> nursing assistant |
| <input type="checkbox"/> obstetrician | <input type="checkbox"/> psychiatrist | <input type="checkbox"/> orderly |
| <input type="checkbox"/> cardiologist | <input type="checkbox"/> nurse | |

2. Match the words with the definitions.

- | | |
|--------------------------|--|
| <u>5</u> a. psychiatrist | 1. a doctor for children |
| ___ b. nurse | 2. a doctor for heart problems |
| ___ c. internist | 3. a doctor for pregnant women |
| ___ d. pediatrician | 4. a doctor for general problems |
| ___ e. cardiologist | 5. a doctor for depression and stress |
| ___ f. obstetrician | 6. a person who helps patients and doctors |

3. Look at the pictures. Read the sentences. Number the people.



- | | |
|---|---------------------------------|
| 1. Dr. Aziz is a pediatrician. | 4. Dr. Chen is an obstetrician. |
| 2. Tanya Orloff is a nursing assistant. | 5. Ms. Hart is a nurse. |
| 3. Dr. Kumar is a cardiologist. | 6. Luis Ramos is an orderly. |

4. Check (✓) the things in a hospital room. Use your dictionary for help.

Word List: Hospital

Dictionary page 121

- | | | |
|--|--|--------------------------------------|
| <input type="checkbox"/> patient | <input type="checkbox"/> hospital bed | <input type="checkbox"/> call button |
| <input type="checkbox"/> hospital gown | <input type="checkbox"/> medical chart | <input type="checkbox"/> blood work |
| <input type="checkbox"/> medication | <input type="checkbox"/> IV | |

5. Label the pictures. Use the words in the box.

call button IV hospital bed ~~medical chart~~ patient blood work



a. medical chart



b. _____



c. _____



d. _____



e. _____



f. _____

6. Read the story. Circle the correct words.

- Kim is in the hospital / patient.
- She puts on a hospital gown / call button.
- The nurse gives Kim some hospital / medication.
- He reads Kim's hospital bed / medical chart.
- Kim needs some blood work / call button.





1. Check (✓) the words you know. Open your dictionary.
Find the words you don't know.

Word List: A Health Fair

Dictionary pages 122-123


- | | | |
|--|---|---|
| <input type="checkbox"/> low-cost exam | <input type="checkbox"/> aerobic exercise | <input type="checkbox"/> nutrition label |
| <input type="checkbox"/> acupuncture | <input type="checkbox"/> demonstration | <input type="checkbox"/> check (your) pulse |
| <input type="checkbox"/> booth | <input type="checkbox"/> sugar-free | <input type="checkbox"/> give a lecture |
| <input type="checkbox"/> yoga | | |

2. Match the words with the pictures.


- 8 a. booth
 ___ b. give a lecture
 ___ c. low-cost exam
 ___ d. aerobic exercise
 ___ e. nutrition label
 ___ f. yoga
 ___ g. acupuncture
 ___ h. check...pulse



3. Look at the pictures. Circle the correct words.



- a. Pam is at the health fair / exam.
- b. There are many nutrition labels / booths to visit.
- c. First, she goes to the exercise demonstration / lecture about nutrition labels / yoga.



- d. Pam wants to get more sugar-free food / exercise.
- e. She watches the yoga / acupuncture demonstration.



- f. Pam eats a healthy lunch. Then she gets a low-cost exam / nutrition label.
- g. A nurse takes Pam's blood pressure and booth / pulse.
- h. Pam is having a great day at the sugar-free / health fair.

4. What about you? How often do you do these healthy things?

	Every Week	Every Year	Never
I read nutrition labels ...			
I have a medical exam ...			
I do aerobic exercises ...			





1. Check (✓) the places you go every week.

Word List: Downtown

Dictionary pages 124-125

- | | | |
|---|---|---------------------------------------|
| <input type="checkbox"/> parking garage | <input type="checkbox"/> police station | <input type="checkbox"/> post office |
| <input type="checkbox"/> office building | <input type="checkbox"/> bus station | <input type="checkbox"/> fire station |
| <input type="checkbox"/> hotel | <input type="checkbox"/> city hall | <input type="checkbox"/> courthouse |
| <input type="checkbox"/> Department of Motor Vehicles | <input type="checkbox"/> hospital | <input type="checkbox"/> restaurant |
| <input type="checkbox"/> bank | <input type="checkbox"/> gas station | <input type="checkbox"/> library |

2. Match the words.

- | | |
|----------------------|-------------------|
| <u>2</u> a. city | 1. garage |
| ___ b. post | 2. hall |
| ___ c. bus | 3. Motor Vehicles |
| ___ d. parking | 4. station |
| ___ e. office | 5. office |
| ___ f. Department of | 6. building |

3. Read the sentences. Write T (true) or F (false).



- | | |
|---|---|
| a. There are mailboxes at the post office. <u>T</u> | d. There are police cars at the police station. ___ |
| b. There are police cars at the fire station. ___ | e. You can sleep at the courthouse. ___ |
| c. You can take a driving test at the DMV. ___ | f. You can buy gas at city hall. ___ |

4. Complete the sentences. Use the words in the box.

hospital
gas station

library
hotel

restaurant
post office

~~parking garage~~
office building



- a. Roberto wants to park his car.
He's looking for a parking garage.



- b. Mrs. Smith is going to have a baby.
They're going to the _____.



- c. Mr. Tran is visiting New York.
He's going to a _____.



- d. Fran needs stamps.
She's at the _____.



- e. Rosa has a business meeting. She's
going to an _____.



- f. Bill needs gas for his car.
He's at the _____.



- g. Elda is hungry.
She's at the _____.



- h. Mr. Patel wants some new books.
He's going to the _____.

5. Think about where you live. Answer the questions.

- a. Is there a bank downtown? _____
- b. Is there a library downtown? _____
- c. Do you like to go downtown? _____



1. Check (✓) the places you like. Look in your dictionary for help.

Word List: City Streets

Dictionary pages 126-127

- | | | |
|--|--------------------------------------|--|
| <input type="checkbox"/> stadium | <input type="checkbox"/> school | <input type="checkbox"/> synagogue |
| <input type="checkbox"/> factory | <input type="checkbox"/> gym | <input type="checkbox"/> community college |
| <input type="checkbox"/> mosque | <input type="checkbox"/> coffee shop | <input type="checkbox"/> supermarket |
| <input type="checkbox"/> movie theater | <input type="checkbox"/> motel | <input type="checkbox"/> bakery |
| <input type="checkbox"/> shopping mall | <input type="checkbox"/> church | |

2. Cross out the word that doesn't belong.

- | | | |
|---------------------|---------------|-------------------|
| a. motel | coffee shop | bakery |
| b. school | shopping mall | community college |
| c. movie theater | stadium | factory |
| d. supermarket | motel | bakery |
| e. gym | church | synagogue |

3. Label the picture. Use the words in the box.


gym motel coffee shop community college school ~~supermarket~~



4. Look at the pictures. Check (✓) the correct sentences.



- a. They're at the movie theater.
 They're at the stadium.



- b. He's at school.
 He's at the gym.



- c. They're at the coffee shop.
 They're at the mall.



- d. The mosque is white.
 The church is brown.



- e. She works at the motel.
 She works at the supermarket.



- f. He's at the factory.
 He's at the bakery.

5. Study the bus schedule. Answer the questions. Write yes or no.

- a. Tim is at the mall. He's going to the stadium.
 Can he take this bus? _____
- b. Sharon lives on Main Street. She has a class
 at 12:15. Can she take this bus? _____
- c. It's 12:00. Mary is at the community college.
 She wants to see a movie at 12:30.
 Can she take this bus? _____

CITY CENTER BUS SCHEDULE	
STOPS	TIMES
Main Street	11:45 a.m.
City Community College	12:05 p.m.
3rd Street Mall	12:15 p.m.
Baker Street	12:30 p.m.
Center Movie Theater	12:40 p.m.
Front Street Stadium	1:00 p.m.



1. Check (✓) the people, places, and things you see every day. Look in your dictionary for help.

Word List: An Intersection

Dictionary pages 128-129

- | | | |
|--|--|--|
| <input type="checkbox"/> laundromat | <input type="checkbox"/> corner | <input type="checkbox"/> crosswalk |
| <input type="checkbox"/> dry cleaners | <input type="checkbox"/> traffic light | <input type="checkbox"/> bus stop |
| <input type="checkbox"/> convenience store | <input type="checkbox"/> bus | <input type="checkbox"/> bike |
| <input type="checkbox"/> pharmacy | <input type="checkbox"/> mailbox | <input type="checkbox"/> sidewalk |
| <input type="checkbox"/> parking space | <input type="checkbox"/> pedestrian | <input type="checkbox"/> parking meter |

2. Write the words in the chart. Use the words in the box.

sidewalk	crosswalk	dry cleaners	convenience store
intersection	parking space	pharmacy	

Places to Go	Places for Pedestrians	Places for Cars
<i>convenience store</i>		

3. What's wrong with the picture? Circle the correct words.

- The traffic lights / mailboxes are different colors.
- The bus / traffic light is blue.
- A pedestrian / car is in the crosswalk.
- The pedestrians are in the mailbox / intersection.
- The car is in two parking meters / parking spaces.
- The bus is on the sidewalk / in the intersection.



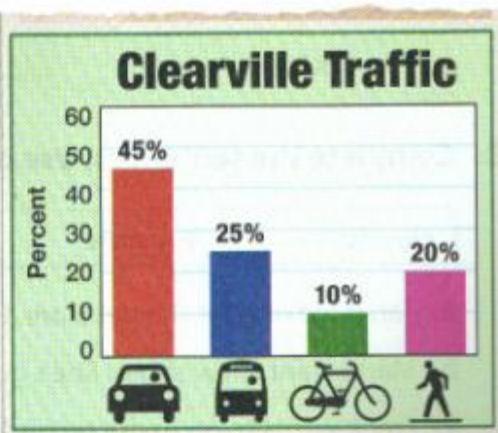
4. Read the sentences. Label the picture with the numbers.



1. Irma is in the crosswalk.
2. Hari is on the sidewalk.
3. Joe is on the corner of Main and Green Street.
4. Fred is in front of the laundromat.
5. Mary is at the parking meter.
6. Bella is at the bus stop.

5. Look at the chart. Answer the questions.

- a. How many people drive a car? 45 %
- b. How many people ride the bus? _____ %
- c. How many people are pedestrians? _____ %
- d. How many people aren't pedestrians? _____ %



Challenge Do you think it's easy or difficult to find a parking space in Clearville?

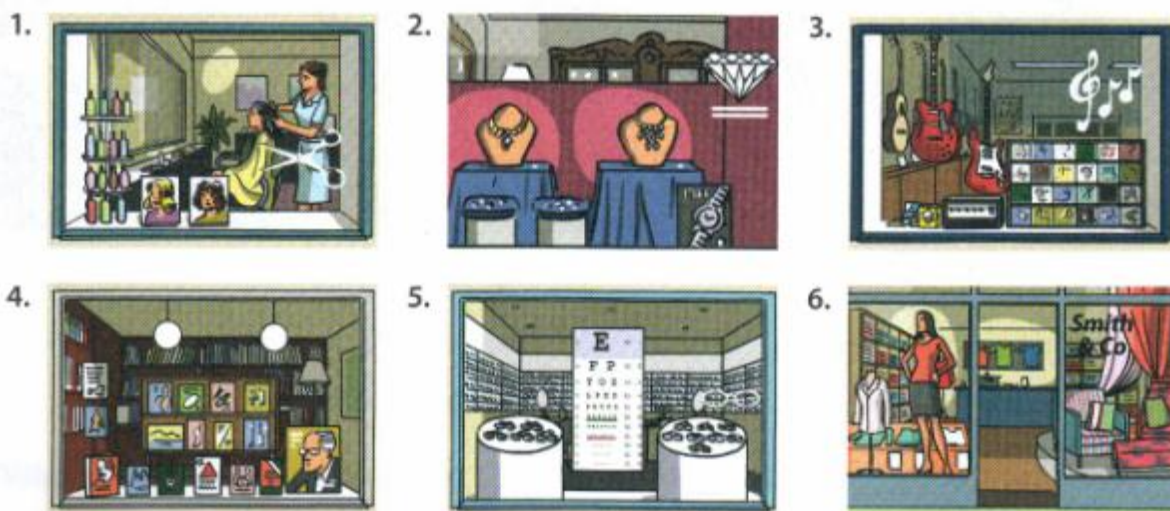


1. Check (✓) the places you like to shop. Look in your dictionary for help.

Word List: A Mall
Dictionary pages 130-131

<input type="checkbox"/> music store	<input type="checkbox"/> pet store	<input type="checkbox"/> food court
<input type="checkbox"/> jewelry store	<input type="checkbox"/> card store	<input type="checkbox"/> hair salon
<input type="checkbox"/> nail salon	<input type="checkbox"/> optician	<input type="checkbox"/> elevator
<input type="checkbox"/> bookstore	<input type="checkbox"/> shoe store	<input type="checkbox"/> escalator
<input type="checkbox"/> toy store	<input type="checkbox"/> department store	<input type="checkbox"/> directory

2. Match the words with the pictures.



- 4 a. bookstore ___ c. music store ___ e. department store
 ___ b. optician ___ d. hair salon ___ f. jewelry store

3. Complete the sentences. Use the words in the box.

elevator toy store ~~directory~~ shoe store card store

- a. Tan is looking for the pet store. He needs a directory.
 b. Marta wants new shoes. She's going to the _____.
 c. Frank wants to go to the second floor. He needs an _____.
 d. Billy wants a new ball. He's looking for the _____.
 e. Diana is buying a birthday card for her friend. She's at the _____.

4. Study the map and the directory. Write *T* (true) or *F* (false).



- a. There's a department store in the mall. T
- b. There's an optician in the mall.
- c. The directory shows six stores.
- d. The food court is next to the nail salon.
- e. There's an escalator near the food court.
- f. Hair Today is a toy store.
- g. Tammi's is a card store.
- h. The music store is next to the bookstore.

5. What about you? Answer the questions.

- a. Do you like to shop at the mall? _____
- b. Is there a mall near your home? _____
- c. Name three kinds of stores you like. _____





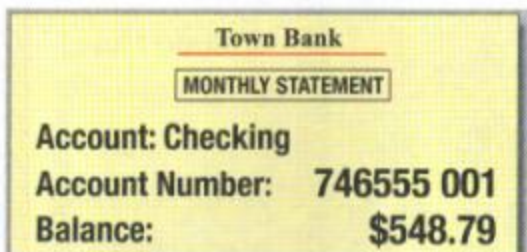
1. Check (✓) the words you know. Look in your dictionary. Find the words you don't know.

Word List: The Bank

Dictionary page 132

- | | | |
|-------------------------------------|--|---|
| <input type="checkbox"/> teller | <input type="checkbox"/> checking account number | <input type="checkbox"/> balance |
| <input type="checkbox"/> customer | <input type="checkbox"/> ATM card | <input type="checkbox"/> cash a check |
| <input type="checkbox"/> check book | <input type="checkbox"/> bank statement | <input type="checkbox"/> make a deposit |

2. Look at the pictures. Write *T* (true) or *F* (false).



- It's a bank statement. T
- The checking account number is 746555 001. ____
- The balance is \$465.55. ____
- The customer is cashing a check. ____
- The customer has an ATM card. ____
- The customer is making a deposit. ____
- They're new customers. ____
- They're getting a check book. ____
- They're talking to a teller. ____

3. Complete the story. Use the words in the box.

~~customer~~

teller

deposit

ATM card

balance

Ingrid is a customer at State Bank. She makes a _____ every Friday.

a.

b.

She talks to a _____ or she uses her _____. Her _____ is \$1,200.00.

c.

d.

e.





1. Check (✓) the words you know. Look in your dictionary.
Find the words you don't know.

Word List: The Library

Dictionary page 133

- | | | |
|---|--|---------------------------------------|
| <input type="checkbox"/> get a library card | <input type="checkbox"/> return a book | <input type="checkbox"/> picture book |
| <input type="checkbox"/> look for a book | <input type="checkbox"/> pay a late fine | <input type="checkbox"/> title |
| <input type="checkbox"/> check out a book | <input type="checkbox"/> library clerk | <input type="checkbox"/> author |

2. Label the pictures with the numbers.

6 a.



b.



c.



d.



e.




f.



- | | | |
|-----------------------------|------------------------|----------------------|
| 1. Talk to a library clerk. | 3. Get a library card. | 5. Look for a book. |
| 2. Return a book. | 4. Pay a late fine. | 6. Check out a book. |

3. Look at the book. Answer the questions.

- a. What is the title? _____
- b. Who is the author? _____
- c. What kind of book is it? _____





1. Check (✓) the words you know. Look in your dictionary. Find the words you don't know.

Word List: The Post Office

Dictionary pages 134-135

- | | | |
|--|--|--|
| <input type="checkbox"/> postal clerk | <input type="checkbox"/> package | <input type="checkbox"/> stamp |
| <input type="checkbox"/> letter | <input type="checkbox"/> book of stamps | <input type="checkbox"/> Address the envelope. |
| <input type="checkbox"/> envelope | <input type="checkbox"/> letter carrier | <input type="checkbox"/> Put on a stamp. |
| <input type="checkbox"/> greeting card | <input type="checkbox"/> return address | <input type="checkbox"/> Mail the card. |
| <input type="checkbox"/> post card | <input type="checkbox"/> mailing address | |

2. Cross out the word that doesn't belong.

- | | | |
|--------------------------|------------------|-----------------|
| a. letter carrier | stamp | postal clerk |
| b. return address | mailing address | book of stamps |
| c. post office | package | letter |
| d. greeting card | post card | postal clerk |
| e. Address the envelope. | greeting card | Put on a stamp. |

3. Complete the story. Use the words in the box.

- | | | | |
|-------------|---------------------|----------|-------|
| address | greeting | envelope | stamp |
| post office | return | mails | book |

- Mira buys a greeting card at the card shop.
- She puts the card in an _____.
- She writes the mailing _____ and the _____ address on the envelope.
- Then she buys a _____ of stamps at the _____.
- She puts a _____ on the envelope.
- She _____ the card.



4. Look at the picture. Write *T* (true) or *F* (false).



- Luz is a postal clerk. T
- The customer is mailing an envelope. ____
- Larry is a postal clerk. ____
- Larry carries cards, letters, post cards, and packages. ____
- You can buy stamps for post cards at the post office. ____
- You can buy stamps for letters at the post office. ____

5. Read the information. Complete the envelope.



Anna Rojas is mailing the letter.
Her address is 22 Main Street,
Dallas, TX 75202.

The letter is going to Frank Rojas.
His address is 919 Glad Street,
Miami, FL 33136.

- Write Anna's address on the envelope.
- Write Frank's address on the envelope.
- Draw a stamp on the envelope.





1. Check (✓) the things you get at the DMV. Look in your dictionary for help.

Word List: Department of Motor Vehicles
Dictionary page 136

<input type="checkbox"/> DMV clerk	<input type="checkbox"/> window	<input type="checkbox"/> driver's license number
<input type="checkbox"/> photo	<input type="checkbox"/> proof of insurance	<input type="checkbox"/> license plate
<input type="checkbox"/> fingerprint	<input type="checkbox"/> driver's license	<input type="checkbox"/> registration sticker
<input type="checkbox"/> vision exam		

2. Label the pictures with the numbers.



- | | | |
|----------------------------|------------------|---------------------|
| 1. registration sticker | 3. license plate | 5. driver's license |
| 2. driver's license number | 4. photo | 6. fingerprint |

3. Look at the picture. Circle the correct words.

- Mario is at the photo / DMV.
- He needs a new driver's license / window.
- He goes to the window / stickers.
- He talks to a registration / clerk.
- He gets a proof of insurance / vision exam.
- The clerk takes his license number / fingerprint and his photo / license plate.



4. Put the steps in order (1-5). Look in your dictionary for help.

Word List: Department of Motor Vehicles

Dictionary page 137

- ___ Get your license. ___ Pay the application fee. ___ Take a written test.
 ___ Pass a driving test. ___ Take a driver education course.

5. Look at the pictures. Complete the story. Use the words in the box.

~~driver's license~~
 driving test

written test
 photo

proof of insurance
 application fee



a. Elena is getting her driver's license.



b. She pays the _____.



c. She takes a _____.



d. She shows _____.



e. She passes the _____.



f. She takes a _____.





1. Check (✓) the words you know. Look in your dictionary. Find the words you don't know.

Word List: Government and Military Service

Dictionary page 138

Legislative Branch

U.S. Capitol

Congress

Executive Branch

White House

president

Judicial Branch

Supreme Court

chief justice

The Military

Army

Navy

Air Force

2. Take the test. Bubble in the answers.

Social Studies paper one General Quiz

Name: _____

Date: _____

School: _____

YOUR SCORE

Correct Answers

Wrong Answers

- What are the three branches of government?
 - Legislative, Executive, Judicial
 - Army, Navy, Air Force
- Who is part of the Judicial Branch of government?
 - the president
 - the chief justice
- Where does Congress work?
 - the White House
 - the House of Congress
- What is NOT part of the U.S. military?
 - the Navy
 - the Supreme Court
- Where does the president live?
 - the White House
 - the House of Representatives
- Which sentence is true?
 - The Air Force works with airplanes.
 - The Army works with the chief justice.

3. Check (✓) the words you know. Look in your dictionary. Find the words you don't know.

Word List: Government and Military Service

Dictionary page 139

State Government

- governor
 state capital
 Legislature

City Government

- mayor
 city council
 councilperson

4. Complete the words. Write the letters.

- a. m a y o r
b. g _ _ _ e r _ _ or
c. ci _ _ _ c _ _ _ nc _ _ _
d. L _ _ _ is _ _ a t u r e
e. _ t _ t e c _ p _ t _ l
f. _ o u _ cil _ e _ _ o _ _

5. Complete the sentences. Use the words in the box.

city city council state capital governor councilperson ~~government~~

- a. The governor is part of the state government.
b. The governor lives and works in the _____.
c. The Legislature and the _____ work together.
d. The mayor is part of _____ government.
e. The mayor works with the _____.
f. Every _____ on the city council is important.



Challenge Who is the governor of your state? Who is the mayor of your city?



1. Check (✓) your rights and responsibilities. Look in your dictionary for help.

Word List: Civic Rights and Responsibilities

Dictionary page 140

Responsibilities

- vote
- pay taxes
- obey the law
- serve on a jury

Citizenship Requirements

- live in the U.S. for 5 years
- take a citizenship test

Rights

- free speech
- freedom of religion
- fair trial

2. Match the words.

- | | |
|-----------------|-----------------------|
| <u>3</u> a. pay | 1. a citizenship test |
| ___ b. live | 2. the law |
| ___ c. take | 3. taxes |
| ___ d. obey | 4. on a jury |
| ___ e. serve | 5. in the U.S. |

3. Look at the pictures. Check the correct sentences.



- They have freedom of religion.
- They have the right to a fair trial.



- He's going to vote.
- He's going to pay taxes.



- She's taking a citizenship test.
- She has the right to free speech.



- He's paying taxes.
- He has the right to a fair trial.





1. Check (✓) the words you know. Look in your dictionary. Find the words you don't know.

Word List: The Legal System

Dictionary page 141

- | | | |
|---|---|--|
| <input type="checkbox"/> police officer | <input type="checkbox"/> jury | <input type="checkbox"/> hire a lawyer |
| <input type="checkbox"/> defendant | <input type="checkbox"/> witness | <input type="checkbox"/> go to jail |
| <input type="checkbox"/> judge | <input type="checkbox"/> arrest a suspect | <input type="checkbox"/> be released |

2. Label the pictures. Use the words in the box.

jury

~~judge~~

witness

lawyer

jail

police officer



a. judge



b. _____



c. _____



d. _____



e. _____



f. _____

3. Read the sentences. Write *T* (true) or *F* (false).

- | | |
|---|----------|
| a. A police officer can arrest a suspect. | <u>T</u> |
| b. A defendant can hire a lawyer. | ___ |
| c. A suspect can arrest a police officer. | ___ |
| d. A defendant can go to jail or be released. | ___ |
| e. A defendant can hire a judge. | ___ |
| f. A judge can talk to a lawyer. | ___ |





1. Check (✓) the words you know. Look in your dictionary. Find the words you don't know.

Word List: Crime

Dictionary page 142

- | | | |
|--|---|----------------------------------|
| <input type="checkbox"/> vandalism | <input type="checkbox"/> shoplifting | <input type="checkbox"/> mugging |
| <input type="checkbox"/> burglary | <input type="checkbox"/> identity theft | <input type="checkbox"/> murder |
| <input type="checkbox"/> drunk driving | <input type="checkbox"/> victim | <input type="checkbox"/> gun |

2. Unscramble the words.

- | | |
|----------------------------|---|
| a. ugn g <u>u</u> <u>n</u> | d. gugingm ____g g ____g |
| b. durmer m ____r ____r | e. largybur b ____g ____y |
| c. tmivc ____c ____m | f. nkrud divirng ____r ____k d ____v ____ |

3. Label the pictures. Use the words in the box.

shoplifting

vandalism

~~identity theft~~

burglary

mugging

murder



a. identity theft



b. _____



c. _____



d. _____



e. _____



f. _____





1. Check (✓) the things you do to be safe. Look in your dictionary for help.

Word List: Public Safety

Dictionary page 143

- | | | |
|--|---|---|
| <input type="checkbox"/> Walk with a friend. | <input type="checkbox"/> Lock your doors. | <input type="checkbox"/> Report crimes to the police. |
| <input type="checkbox"/> Protect your purse or wallet. | <input type="checkbox"/> Don't drink and drive. | <input type="checkbox"/> Join a Neighborhood Watch. |

2. Unscramble the sentences.

- a. your Lock doors. Lock your doors.
- b. friend. a Walk with _____
- c. your Protect purse. _____
- d. Watch. a Neighborhood Join _____
- e. crimes the Report to police. _____

3. Look at the story. Put the sentences in order (1-6).



- | | |
|--|--|
| — This evening, they see a problem. | — They walk together in the evening. |
| <u>1</u> Lidia and Carla lock their doors. | — They join a neighborhood watch. |
| — They report the crime to the police. | — They know it's a crime to drink and drive. |





1. Check (✓) the emergencies and disasters. Look in your dictionary for help.

Word List: Emergencies and Natural Disasters

Dictionary page 144

- | | | | |
|---------------------------------------|---|-------------------------------------|--------------------------------------|
| <input type="checkbox"/> lost child | <input type="checkbox"/> airplane crash | <input type="checkbox"/> earthquake | <input type="checkbox"/> firefighter |
| <input type="checkbox"/> car accident | <input type="checkbox"/> explosion | <input type="checkbox"/> fire | <input type="checkbox"/> fire truck |

2. Cross out the word that doesn't belong.

- | | | |
|-----------------|-----------------------|----------------|
| a. car accident | earthquake | airplane crash |
| b. explosion | fire | lost child |
| c. earthquake | firefighter | fire truck |
| d. earthquake | natural disaster | car accident |
| e. fire truck | firefighter | crash |

3. Look at the pictures. Complete the story. Use the words in the box.

fire ~~firefighters~~ fire truck lost child explosion



- a. Police officers and firefighters fight a _____.
- b. An _____ started the fire at 7:00 p.m.



- c. The first _____ arrived at 7:06.
- d. Officer Tim Juarez helps a _____ find her family.

Challenge Do the pictures show an emergency, a natural disaster, or both?

4. Check (✓) the disasters that happen in your country. Look in your dictionary for help.

Word List: Emergencies and Natural Disasters

Dictionary page 145

- | | | | |
|----------------------------------|------------------------------------|----------------------------------|--------------------------------|
| <input type="checkbox"/> drought | <input type="checkbox"/> blizzard | <input type="checkbox"/> tornado | <input type="checkbox"/> flood |
| <input type="checkbox"/> famine | <input type="checkbox"/> hurricane | <input type="checkbox"/> tsunami | |

5. Match the words with the same idea.

- | | |
|-----------------------|-------------------|
| <u>4</u> a. hurricane | 1. a lot of snow |
| ___ b. famine | 2. too much water |
| ___ c. drought | 3. no rain |
| ___ d. flood | 4. wind and rain |
| ___ e. blizzard | 5. no food |

6. Study the map. Write *T* (true) or *F* (false).



- | | |
|--|----------|
| a. There are hurricanes in Brazil and Colombia. | <u>F</u> |
| b. There is drought in the U.S. and Mexico. | ___ |
| c. There are floods in Bolivia. | ___ |
| d. There are hurricanes, tornadoes, and floods in the United States. | ___ |
| e. There are blizzards in Mexico. | ___ |
| f. There are tsunamis in Colombia. | ___ |

Challenge Think about world weather. Name a natural disaster from this year.



1. Check (✓) the things you have at home. Look in your dictionary for help.

Word List: Emergency Procedures

Dictionary page 146

- | | | |
|---|--|--|
| <input type="checkbox"/> Make a disaster kit. | <input type="checkbox"/> can opener | <input type="checkbox"/> flashlight |
| <input type="checkbox"/> warm clothes | <input type="checkbox"/> canned food | <input type="checkbox"/> batteries |
| <input type="checkbox"/> blankets | <input type="checkbox"/> bottled water | <input type="checkbox"/> first aid kit |

2. What do you need in a disaster kit? Match the words.

- | | |
|-----------------------|------------|
| <u>2</u> a. first aid | 1. clothes |
| ___ b. canned | 2. kit |
| ___ c. bottled | 3. opener |
| ___ d. warm | 4. food |
| ___ e. can | 5. water |

3. Look at the list. Cross out the things you don't need in a disaster kit. Then label the picture.

- blanket
- water
- ~~soda~~
- flashlight
- sandwiches
- canned food
- first aid kit
- can opener
- CD player
- new shoes



Challenge Name three other things you need in a disaster kit.



4. Check (✓) the things you know how to do. Look in your dictionary for help.

Word List: Emergency Procedures


Dictionary page 147

- | | | |
|---|---|---|
| <input type="checkbox"/> Watch the weather. | <input type="checkbox"/> Remain calm. | <input type="checkbox"/> Clean up debris. |
| <input type="checkbox"/> Pay attention to warnings. | <input type="checkbox"/> Follow directions. | <input type="checkbox"/> Inspect utilities. |

5. Unscramble the sentences.

- a. watch the They weather. They watch the weather.
- b. calm. They remain _____
- c. attention to warnings. pay They _____
- d. up debris. the They clean _____
- e. the inspect They utilities. _____

6. Look at the pictures. Circle the correct words.



- a. Sue is watching the weather / debris.
- b. Jose is inspecting / paying attention to the radio.
- c. The warnings / utilities say to leave the area.
- d. The family remains at home / calm.
- e. They follow directions / attention.
- f. They go home later and watch / clean up the debris.
- g. They inspect the debris / utilities. Everything is fine.



1. Check (✓) the words you know. Look in your dictionary. Find the words you don't know.

Word List: Community Cleanup
Dictionary pages 148–149

<input type="checkbox"/> graffiti	<input type="checkbox"/> hardware store	<input type="checkbox"/> give a speech
<input type="checkbox"/> litter	<input type="checkbox"/> petition	<input type="checkbox"/> applaud
<input type="checkbox"/> streetlight		<input type="checkbox"/> change

2. Match the words with the pictures.

5 a.  b.  c. 

d.  e.  f. 

1. litter

3. petition

5. ~~hardware store~~

2. graffiti

4. give a speech

6. applaud

3. Unscramble the sentences.

a. on There's the graffiti store. hardware There's graffiti on the hardware store.

b. this street. litter on There's

c. streetlight The broken. is

d. The petition. sign a people

e. change They Center Street.

4. Look at the pictures. Complete the story. Use the words in the box.

streetlight
hardware store

applaud
speech

petition
graffiti

litter
change

community



- a. There's graffiti on the hardware store and litter on the street.
- b. A _____ is broken, too.
- c. Sanjay owns the _____. He wants to clean up the street.

- d. Many people sign a _____.
- e. They plan a _____ cleanup.



- f. Many people clean up the _____.
- g. Everyone works together. They _____ the street together.

- h. Later they have a party. Sanjay gives a _____.
- i. He says, "Thank you, everyone!" All the people _____.

5. What about you? Answer the questions.

- a. Does your neighborhood need a community cleanup? _____
- b. What do you want to change in your neighborhood? _____



1. Check (✓) the things you use for transportation. Use your dictionary for help.

Word List: Basic Transportation
Dictionary pages 150-151

<input type="checkbox"/> car	<input type="checkbox"/> truck	<input type="checkbox"/> subway station
<input type="checkbox"/> passenger	<input type="checkbox"/> train	<input type="checkbox"/> subway
<input type="checkbox"/> taxi	<input type="checkbox"/> (air)plane	<input type="checkbox"/> bus stop
<input type="checkbox"/> motorcycle	<input type="checkbox"/> helicopter	<input type="checkbox"/> bus
<input type="checkbox"/> street	<input type="checkbox"/> airport	<input type="checkbox"/> bicycle

2. Unscramble the sentences.

- a. The at bus the is bus stop. The bus is at the bus stop.
- b. subway There's station. the _____
- c. airport. is at Sam the _____
- d. driving the is Eli truck. _____
- e. is The taxi. in passenger the _____

3. Label the picture. Use the words in the box.

taxi motorcycle helicopter ~~bicycle~~ airplane subway



a. bicycle



b. _____



c. _____



d. _____



e. _____



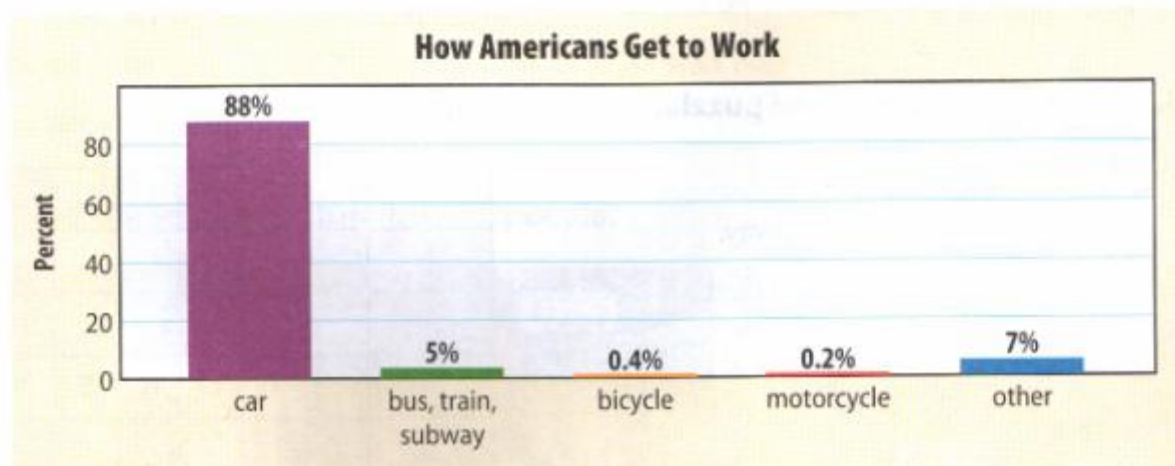
f. _____

4. Study the chart. Answer the questions.

New York to Philadelphia		
Transportation	Time	Cost
Car	2 to 3 hours	\$30.00
Bus	2 ½ hours	\$24.00
Train	2 ½ hours	\$45.50

- a. Name the kinds of transportation in the chart.
_____ car _____
- b. How much is the bus from New York to Philadelphia? _____
- c. How many hours is it by train? _____
- d. How many hours is it by car? _____

5. Study the graph. Complete the sentences.



Based on information from: United States Census Bureau 2005

- a. Eighty-eight percent of people get to work by _____ car _____.
- b. Five percent of people ride a train, subway, or _____.
- c. Not many people ride a bicycle or a _____ to work.
- d. A _____ is an example of other transportation.

6. What about you? Answer the questions.

- a. Do you like airplanes? _____
- b. Do you like trains? _____
- c. What transportation do you usually use? _____





1. Check (✓) the words you know. Open your dictionary. Find the words you don't know.

Word List: Public Transportation

Dictionary page 152

- | | | |
|-----------------------------------|--|---------------------------------------|
| <input type="checkbox"/> fare | <input type="checkbox"/> token | <input type="checkbox"/> ticket |
| <input type="checkbox"/> schedule | <input type="checkbox"/> fare card | <input type="checkbox"/> one-way trip |
| <input type="checkbox"/> transfer | <input type="checkbox"/> ticket window | <input type="checkbox"/> round trip |

2. Complete the words. Write the letters.

a. transferr

b. f____e c____r____

c. t____ke____

d. t____n

e. s____ed____l____

f. ____n____-w____ trip

3. Complete the crossword puzzle.

ACROSS

2. You need this for the subway.

5. You need this to change buses.

6. ____ trip

DOWN

1. It has information about bus times and stops.

3. bus money

4. ticket ____





1. Check (✓) the words you know. Open your dictionary. Find the words you don't know.

Word List: Prepositions of Motion

Dictionary page 153

- | | | |
|--|--|---|
| <input type="checkbox"/> go under the bridge | <input type="checkbox"/> walk down the steps | <input type="checkbox"/> get on the highway |
| <input type="checkbox"/> go over the bridge | <input type="checkbox"/> get into the taxi | <input type="checkbox"/> get off the highway |
| <input type="checkbox"/> walk up the steps | <input type="checkbox"/> get out of the taxi | <input type="checkbox"/> drive through the tunnel |

2. Write the opposites. Use the words in the box.

get out of

go over

get off

~~walk down~~

walk under

- | | | | |
|-------------|------------------|--------------|-------|
| a. walk up | <u>walk down</u> | d. get on | _____ |
| b. go under | _____ | e. walk over | _____ |
| c. get into | _____ | | |

3. Read the sentences. Number the people.



- | | |
|--|-----------------------------------|
| 1. Rico is walking down the steps. | 4. Hansa is walking up the steps. |
| 2. Al is driving through the intersection. | 5. Paula is getting off the bus. |
| 3. Oscar is getting into a taxi. | |






1. Check (✓) the traffic signs you see between your home and school.
Use your dictionary for help.


Word List: Traffic Signs


Dictionary page 154


- | | | |
|---------------------------------------|--|--|
| <input type="checkbox"/> stop | <input type="checkbox"/> speed limit | <input type="checkbox"/> yield |
| <input type="checkbox"/> do not enter | <input type="checkbox"/> right turn only | <input type="checkbox"/> no parking |
| <input type="checkbox"/> one way | <input type="checkbox"/> no left turn | <input type="checkbox"/> handicapped parking |


2. Complete the signs. Use the Word List for help.


a. 

b. 

c. 


d. 

e. 

f. 

3. Look at the pictures. Write T (true) or F (false).

- a. The car can turn right on Main Street. T
- b. First Street is one way. —
- c. It's OK for the purple car to turn left. —
- d. There's no parking on Main Street. —
- e. Main Street is one way. —



Challenge Name three traffic signs between your home and your school.





1. Check (✓) the words you know. Open your dictionary.
Find the words you don't know.

Word List: Directions and Maps

Dictionary page 155

- | | | | |
|--------------------------------------|------------------------------------|--------------------------------|--------------------------------|
| <input type="checkbox"/> go straight | <input type="checkbox"/> turn left | <input type="checkbox"/> north | <input type="checkbox"/> south |
| <input type="checkbox"/> turn right | <input type="checkbox"/> stop | <input type="checkbox"/> west | <input type="checkbox"/> east |

2. Unscramble the words.

- | | |
|--------------------------|------------------------------------|
| a. rothn <u>n o r</u> th | d. eats _____ t |
| b. tops s _____ | f. ouths s _____ |
| c. sewt _____ e _____ | g. urtn fetl _____ n _____ e _____ |

3. Label the picture with the numbers.



- | | | |
|----------|----------------|--------------------|
| 1. north | 4. east | 7. turn left |
| 2. west | 5. go straight | 8. stop |
| 3. south | 6. turn right | |





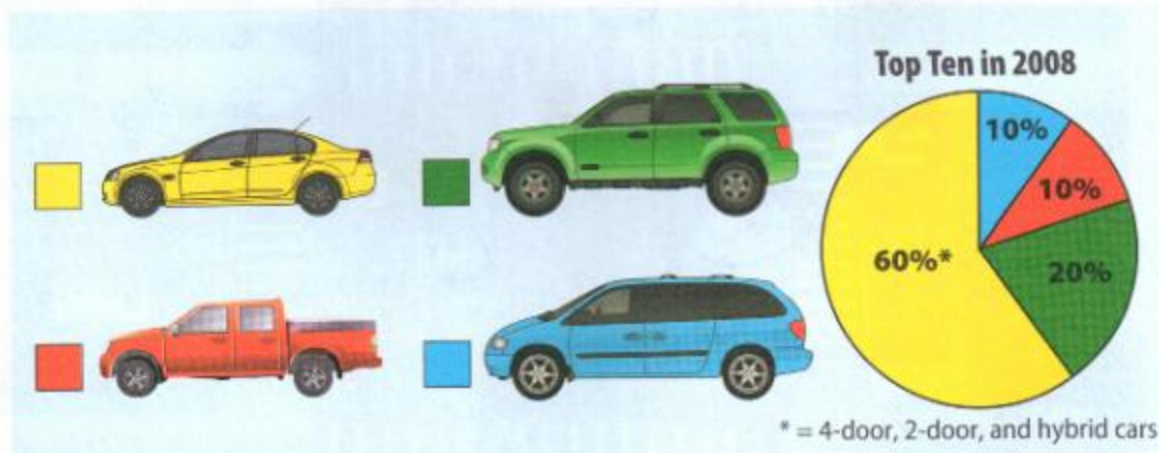
1. Check (✓) the cars and trucks you like. Use your dictionary for help.

Word List: Cars and Trucks		
Dictionary page 156		
<input type="checkbox"/> 4-door car	<input type="checkbox"/> convertible	<input type="checkbox"/> pickup truck
<input type="checkbox"/> 2-door car	<input type="checkbox"/> SUV	<input type="checkbox"/> tow truck
<input type="checkbox"/> hybrid	<input type="checkbox"/> minivan	<input type="checkbox"/> school bus

2. Complete the chart. Use all the words in the word list.

Cars	Trucks	Other
a. 4-door car	e.	g.
b.	f.	h.
c.		i.
d.		

3. Study the chart. Write *T* (true) or *F* (false).



- | | | | |
|----------------------------------|----------|-----------------------------------|-----|
| a. All of the cars are hybrids. | <u>F</u> | d. Twenty percent are tow trucks. | ___ |
| b. Ten percent are pickup trucks | ___ | e. Sixty percent are 4-door cars. | ___ |
| c. Twenty percent are SUVs. | ___ | f. Ten percent are minivans. | ___ |

Challenge What do you think was the favorite color for cars in the U.S. in 2008?





1. Check (✓) the things you do before you buy a used car. Use your dictionary for help.

Word List: Buying and Maintaining a Car

Dictionary page 157

- | | | |
|--|---|--|
| <input type="checkbox"/> Look at car ads. | <input type="checkbox"/> Negotiate a price. | <input type="checkbox"/> Fill the tank with gas. |
| <input type="checkbox"/> Ask the seller about the car. | <input type="checkbox"/> Get the title from the seller. | <input type="checkbox"/> Check the oil. |
| <input type="checkbox"/> Take the car to a mechanic. | <input type="checkbox"/> Register the car. | <input type="checkbox"/> Go for a smog check. |

2. Unscramble the sentences.

- a. car ads. at Look _____ *Look at car ads.*
- b. oil. Check the _____
- c. car. the Register _____
- d. gas. tank with Fill the _____
- e. Take a mechanic. car the to _____

3. Look at the story. Put the sentences in order (1-6).



- | | |
|--|--|
| _____ He registers his car. | _____ Eduardo negotiates a good price. |
| <u>1</u> Eduardo is looking at a car. He asks the seller some questions. | _____ He goes for a smog check. |
| _____ He fills the tank with gas. | _____ He gets the title from the seller. |





1. Check (✓) the parts of a car that open. Use your dictionary for help.

Word List: Parts of a Car

Dictionary page 158


- | | | |
|--|------------------------------------|-----------------------------------|
| <input type="checkbox"/> windshield | <input type="checkbox"/> tire | <input type="checkbox"/> gas tank |
| <input type="checkbox"/> (windshield) wipers | <input type="checkbox"/> headlight | <input type="checkbox"/> trunk |
| <input type="checkbox"/> hood | <input type="checkbox"/> bumper | <input type="checkbox"/> engine |

2. Read the sentences. Circle the correct words.

- The engine is under the hood / trunk.
- A car has four tires / bumpers.
- Use your gas tank / headlights at night.
- Use your windshield wipers / windshield in the rain.
- A car has two engines / bumpers.
- The hood / trunk is in the back of the car.

3. Label the picture. Use the words in the box.

hood tire ~~windshield~~ bumper headlight wipers



4. Check (✓) the things a driver uses. Use your dictionary for help.

Word List: Parts of a Car

Dictionary page 159

- | | | |
|---|--|------------------------------------|
| <input type="checkbox"/> steering wheel | <input type="checkbox"/> rearview mirror | <input type="checkbox"/> seat belt |
| <input type="checkbox"/> horn | <input type="checkbox"/> hand brake | <input type="checkbox"/> backseat |
| <input type="checkbox"/> turn signal | <input type="checkbox"/> front seat | |

5. Match the words.

- | | |
|-------------------|-----------|
| <u>2</u> a. front | 1. signal |
| ___ b. turn | 2. seat |
| ___ c. seat | 3. belt |
| ___ d. steering | 4. wheel |
| ___ e. hand | 5. mirror |
| ___ f. rearview | 6. brake |

6. Complete the sentences. Use the words in the box.

front seat backseat steering wheel seat belt horn turn signal

- a. Use the turn signal before you turn.
- b. Use the _____ to get attention.
- c. Use the _____ to steer the car.
- d. The driver sits in the _____.
- e. Always wear your _____.
- f. A baby is safe in the _____.





1. Check (✓) the words you know. Open your dictionary. Find the words you don't know.

Word List: An Airport

Dictionary pages 160-161

- | | |
|---|---|
| <input type="checkbox"/> ticket agent | <input type="checkbox"/> e-ticket |
| <input type="checkbox"/> TSA agent | <input type="checkbox"/> boarding pass |
| <input type="checkbox"/> gate | <input type="checkbox"/> Check in. |
| <input type="checkbox"/> flight attendant | <input type="checkbox"/> Check your bags. |
| <input type="checkbox"/> overhead compartment | <input type="checkbox"/> Go through security. |
| <input type="checkbox"/> emergency exit | <input type="checkbox"/> Board the plane. |
| <input type="checkbox"/> passenger | <input type="checkbox"/> Take off. |
| <input type="checkbox"/> luggage | <input type="checkbox"/> Land. |

2. Unscramble the sentences.

- a. your here. Check bags Check your bags here.
- b. plane. the Board _____
- c. plane The taking off. is _____
- d. at The plane 3:00. lands _____
- e. need to We check in. _____
- f. go security. through passengers All _____

3. Match the words with the definitions.

- | | |
|------------------------------|--|
| <u>2</u> a. flight attendant | 1. a ticket you buy on the Internet |
| ___ b. ticket agent | 2. person who works on an airplane |
| ___ c. overhead compartment | 3. someone who works at airport security |
| ___ d. e-ticket | 4. someone who sells tickets |
| ___ e. gate | 5. a place to put your luggage |
| ___ f. TSA agent | 6. you board the plane here |

4. Look at the pictures. Circle the correct words.



- a. Gloria is at the airport / emergency exit.
- b. She has an e-ticket / airplane.
- c. She doesn't need a boarding pass / ticket agent.
- d. She's checking in / going through security at a computer.



- e. She's going through security / boarding the plane.
- f. The flight attendant / TSA agent is checking her boarding pass.



- g. She's putting her luggage in the emergency exit / overhead compartment.
- h. She's listening to the passenger / flight attendant.
- i. Soon the airplane will land / take off.

5. How much do you like these jobs? Number the jobs 1-3 (1 = the job you like the best).

- ___ ticket agent
- ___ TSA agent
- ___ flight attendant





1. Check (✓) the words you know. Open your dictionary. Find the words you don't know.

Word List: Taking a Trip

Dictionary pages 162-163

- | | | |
|--|--|---|
| <input type="checkbox"/> starting point | <input type="checkbox"/> destination | <input type="checkbox"/> break down |
| <input type="checkbox"/> scenery | <input type="checkbox"/> pack | <input type="checkbox"/> run out of gas |
| <input type="checkbox"/> gas station attendant | <input type="checkbox"/> get lost | <input type="checkbox"/> have a flat tire |
| <input type="checkbox"/> auto club card | <input type="checkbox"/> get a speeding ticket | |

2. Match the words with the pictures.

1.



2.



3.



4.



5.



6.



7.



8.



9.



4 a. starting point

___ d. flat tire

___ g. gas station attendant

___ b. scenery

___ e. break down

___ h. get lost

___ c. auto club card

___ f. get a speeding ticket

___ i. pack

3. Look at the pictures. Circle the correct words.

- a. Paul and Sue take a car / trip every year.
This year they're going to Miami.
- b. First they reach / pack the car.
- c. Paul always brings his attendant / auto club card.



- d. On the first day of the trip, the car gets a flat tire / speeding ticket.
- e. They stop at a gas station / destination.
- f. A speeding ticket / gas station attendant helps them.



- g. The next day they run out of gas / reach their destination.
- h. The scenery / auto club is beautiful.
- i. They have a great trip / speeding ticket.



4. What about you? Answer the questions. Write Yes, I do or No, I don't.

- a. Do you like to take car trips? _____.
- b. Do you have an auto club card? _____.
- c. Do you usually pack too many things when you take a trip? _____.




1. Check (✓) the words you know. Open your dictionary. Find the words you don't know.

Word List: The Workplace

Dictionary pages 164-165

- | | | |
|--|---|-------------------------------------|
| <input type="checkbox"/> entrance | <input type="checkbox"/> safety regulations | <input type="checkbox"/> pay stub |
| <input type="checkbox"/> customer | <input type="checkbox"/> time clock | <input type="checkbox"/> wages |
| <input type="checkbox"/> office | <input type="checkbox"/> supervisor | <input type="checkbox"/> deductions |
| <input type="checkbox"/> employer/boss | <input type="checkbox"/> employee | <input type="checkbox"/> paycheck |
| <input type="checkbox"/> receptionist | <input type="checkbox"/> payroll clerk | |

2. Match the words with the pictures.



3 a. employee

___ b. receptionist

___ c. payroll clerk

___ d. supervisor

___ e. employer

3. Read the sentences. Circle the correct words.

- Customers use the entrance / time clock.
- A receptionist works in the deductions / office.
- The employees use the time clock / payroll.
- The payroll clerk works with safety regulations / paychecks.
- It's important for employees to have safety regulations / receptionists.
- A pay stub shows the employee's boss / wages and deductions.

4. Label the picture. Write the numbers.

- time clock
- supervisor
- employee entrance
- safety regulations
- ~~employee~~



5. Study the pay stub. Write T (true) or F (false).

Pay Period: 03072010
 Employee Name: Ronald Jenkins
 Employee Number: 24592

Earnings		Deductions			
Total Wages	\$240.00	Taxes		Net Pay	
		Federal	\$12.50	(paycheck amount)	\$208.06
		Medicare	\$ 3.45		
		State	\$ 1.44		
		Social Security	\$14.55		

- The employer's first name is Ronald. F
- The payroll clerk's name is Net.
- The employee's last name is Jenkins.
- Ron's deductions are \$240.00.
- There are four kinds of deductions.
- The total wages are \$208.06.

Challenge Look at the taxes on the pay stub. What is the total?





1. Check (✓) the jobs you can do. Use your dictionary for help.

Word List: Jobs and Occupations A-C

Dictionary page 166

- | | | |
|--|---|---|
| <input type="checkbox"/> accountant | <input type="checkbox"/> babysitter | <input type="checkbox"/> cashier |
| <input type="checkbox"/> assembler | <input type="checkbox"/> business owner | <input type="checkbox"/> childcare worker |
| <input type="checkbox"/> auto mechanic | <input type="checkbox"/> businessperson | |

2. Complete the words. Write the letters.

a. b a bys i t t er

d. a ___ ou n ___ an ___

b. bu ___ ines ___ p ___ s ___ n

e. ___ as ___ i ___

c. ___ ssem ___ l ___ r

3. Look at the pictures. Circle the correct words.




a. She's a cashier / childcare worker.



b. He's an auto mechanic / assembler.



c. She's a babysitter / businessperson.



d. He's a business owner / accountant.



e. He's an accountant / assembler.



f. She's a babysitter / cashier.





1. Check (✓) the jobs that are interesting to you. Use your dictionary for help.

Word List: Jobs and Occupations C-H

Dictionary page 167

- | | | |
|--|--------------------------------------|--|
| <input type="checkbox"/> computer technician | <input type="checkbox"/> firefighter | <input type="checkbox"/> garment worker |
| <input type="checkbox"/> delivery person | <input type="checkbox"/> florist | <input type="checkbox"/> hairdresser |
| <input type="checkbox"/> dental assistant | <input type="checkbox"/> gardener | <input type="checkbox"/> home health care aide |

2. Match the words with the pictures.

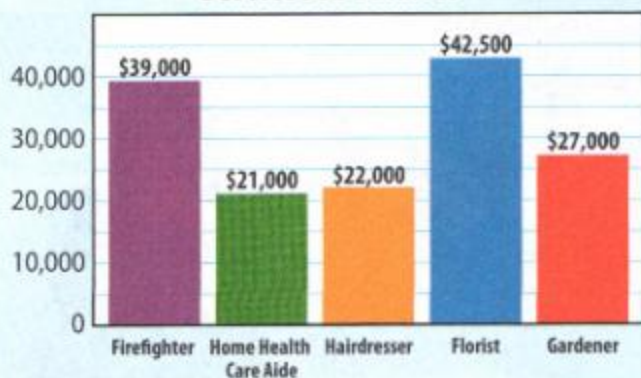


- 4 a. firefighter ___ c. computer technician ___ e. garment worker
 ___ b. hairdresser ___ d. delivery person

3. Study the graph. Write the job names in order (1-5).

- a. florist
 b. _____
 c. _____
 d. _____
 e. _____

Service Job Salaries



Challenge Think about the jobs and the salaries in Exercise 3. Name the jobs you like. Write the jobs in order (1 = your favorite job).





1. Check (✓) three jobs people can do in a home. Use your dictionary for help.

Word List: Jobs and Occupations H-P

Dictionary page 168

- | | | |
|---|-------------------------------------|-----------------------------------|
| <input type="checkbox"/> homemaker | <input type="checkbox"/> manicurist | <input type="checkbox"/> musician |
| <input type="checkbox"/> housekeeper | <input type="checkbox"/> messenger | <input type="checkbox"/> nurse |
| <input type="checkbox"/> machine operator | <input type="checkbox"/> mover | <input type="checkbox"/> painter |

2. Unscramble the words.

a. hemokamer h o m e m a k er

b. runse n _____ e

c. iamcniruts m _____ nic _____ r _____ t

d. peintar _____ ai _____ r

e. engmesser _____ e _____ en _____

f. inmhace ratorpeo ma _____ in _____ op _____ r _____ t _____

3. Label the picture. Use the words in the box.


painter

mover

housekeeper

musician

~~nurse~~





1. Check (✓) the jobs you don't need a college diploma for. Use your dictionary for help.

Word List: Jobs and Occupations P-W

Dictionary page 169

- | | | |
|--|---|---------------------------------------|
| <input type="checkbox"/> postal worker | <input type="checkbox"/> security guard | <input type="checkbox"/> truck driver |
| <input type="checkbox"/> receptionist | <input type="checkbox"/> social worker | <input type="checkbox"/> veterinarian |
| <input type="checkbox"/> retail clerk | <input type="checkbox"/> stock clerk | <input type="checkbox"/> welder |

2. Match the words with the sentences.

- | | |
|---------------------------|--|
| <u>5</u> a. postal worker | 1. I help families and children. |
| ___ b. social worker | 2. I can fix machines, pipes, and cars. |
| ___ c. retail clerk | 3. I drive from California to New York every week. |
| ___ d. security guard | 4. I work in a clothing store. |
| ___ e. truck driver | 5. I work at the post office. |
| ___ f. welder | 6. I work in a bank. |

3. Look at the pictures. Read the sentences. Number the people.



- | | |
|--------------------------------|----------------------------|
| 1. Sam's a security guard. | 4. Kima's a postal worker. |
| 2. Francisco's a retail clerk. | 5. Don's a truck driver. |
| 3. Maria's a veterinarian. | 6. Samir's a stock clerk. |





1. Check (✓) the things that are difficult to do. Use your dictionary for help.

Word List: Job Skills

Dictionary page 170

- | | | |
|--|--|--|
| <input type="checkbox"/> do manual labor | <input type="checkbox"/> repair appliances | <input type="checkbox"/> supervise people |
| <input type="checkbox"/> drive a truck | <input type="checkbox"/> sell cars | <input type="checkbox"/> take care of children |
| <input type="checkbox"/> program computers | <input type="checkbox"/> sew clothes | <input type="checkbox"/> use a cash register |

2. Match the words with the pictures.



- 2 a. program computers ___ c. repair appliances ___ e. do manual labor
 ___ b. use a cash register ___ d. supervise people ___ f. sell cars

3. Complete the sentences. Use the words in the box.

use a cash register
take care of children

~~drive a truck~~
do manual labor

sew clothes

- a. Deon is a truck driver. He can drive a truck
 b. Karen is a childcare worker. She can _____
 c. Maya is a cashier. She can _____
 d. Adan is a garment worker. He can _____
 e. Dishi is a gardener. He can _____





1. Check (✓) the things you can do. Use your dictionary for help.

Word List: Office Skills

Dictionary page 171

- | | | |
|--|---|--|
| <input type="checkbox"/> type a letter | <input type="checkbox"/> staple | <input type="checkbox"/> leave a message |
| <input type="checkbox"/> enter data | <input type="checkbox"/> fax a document | <input type="checkbox"/> take a message |
| <input type="checkbox"/> make copies | <input type="checkbox"/> print a document | <input type="checkbox"/> check messages |

2. Write the words in the chart. Use the words in the box.

take a message	enter data	type a letter	leave a message
make copies	check messages	staple	

On the Phone	At the Copy Machine	At the Computer
a. <i>check messages</i>	d.	f.
b.	e.	g.
c.		

3. Look at the pictures. Put the sentences in order (1-5).



- | | |
|------------------------------------|--|
| ___ He prints the letter. | ___ He puts the copies on his supervisor's desk. |
| ___ He faxes the letter. | <u>1</u> Santiago is typing a letter for his supervisor. |
| ___ He makes copies of the letter. | |

Challenge Think about Santiago's office skills. Name four things he can do.





1. Check (✓) the words you know. Open your dictionary. Find the words you don't know.

Word List: Career Planning		
Dictionary page 172		
Career Path <input type="checkbox"/> entry-level job <input type="checkbox"/> training <input type="checkbox"/> new job <input type="checkbox"/> promotion	Types of Job Training <input type="checkbox"/> vocational training <input type="checkbox"/> internship <input type="checkbox"/> on-the-job training	Planning a Career <input type="checkbox"/> career counselor <input type="checkbox"/> job fair

2. Unscramble the sentences.

- a. It's an entry-level job. d. _____
 an It's job. entry-level a career counselor. He's
- b. _____ e. _____
 wants Elda promotion. a on-the-job There's training.
- c. _____
 the job fair. Come to

3. Read the ads. Check (✓) the correct ad.

<p>1. </p>	<p>2. </p>	<p>3. </p>
---	---	---

- a. There is on-the-job training at this job.
 b. This ad is for an internship.
 c. You can learn about vocational training here.
 d. You can get a promotion at this job.
 e. This is a beginning level job.
 f. There are jobs, counselors, and information here.

Ad #1	Ad #2	Ad #3
<input checked="" type="checkbox"/>	<input type="checkbox"/>	<input type="checkbox"/>
<input type="checkbox"/>	<input type="checkbox"/>	<input type="checkbox"/>
<input type="checkbox"/>	<input type="checkbox"/>	<input type="checkbox"/>
<input type="checkbox"/>	<input type="checkbox"/>	<input type="checkbox"/>
<input type="checkbox"/>	<input type="checkbox"/>	<input type="checkbox"/>
<input type="checkbox"/>	<input type="checkbox"/>	<input type="checkbox"/>





1. Check (✓) the ways to find a job. Use your dictionary for help.

Word List: Job Search

Dictionary page 173

- | | |
|---|--|
| <input type="checkbox"/> talk to friends | <input type="checkbox"/> write a resume |
| <input type="checkbox"/> look in the classifieds | <input type="checkbox"/> fill out an application |
| <input type="checkbox"/> look for help wanted signs | <input type="checkbox"/> go on an interview |
| <input type="checkbox"/> check Internet job sites | <input type="checkbox"/> get hired |

2. Match the words.

- | | |
|--------------------|----------------|
| <u>1</u> a. get | 1. hired |
| ___ b. talk to | 2. classifieds |
| ___ c. write a | 3. interview |
| ___ d. fill out an | 4. friends |
| ___ e. go on an | 5. resume |
| ___ f. look in the | 6. application |

3. Study the chart. Complete the sentences. Use the words in the box.

classifieds talk Internet help wanted ~~check~~

- a. Forty percent check Internet job sites.
 b. Thirty percent _____ to friends and family.
 c. Fifteen percent look for _____ signs.
 d. Fifteen percent look in the _____.
 e. Sixty percent don't check _____ job sites.

How 100 Students Look for a Job



- friends and family
- classifieds
- help wanted signs
- Internet



1. Check (✓) the things to do before an interview. Use your dictionary for help.

Word List: Interview Skills

Dictionary page 174

- | | | |
|---|--|--|
| <input type="checkbox"/> Prepare for the interview. | <input type="checkbox"/> Don't be late. | <input type="checkbox"/> Listen carefully. |
| <input type="checkbox"/> Be neat. | <input type="checkbox"/> Turn off your cell phone. | <input type="checkbox"/> Ask questions. |
| <input type="checkbox"/> Bring your resume and ID. | <input type="checkbox"/> Shake hands. | <input type="checkbox"/> Write a thank-you note. |

2. Match the words with the pictures.



- 4 a. Turn off your cell phone. ___ c. Write a thank-you note. ___ e. Don't be late.
 ___ b. Shake hands. ___ d. Bring your ID.

3. Complete the crossword puzzle.

Across

1. ___ for the interview.
 3. ___ carefully.
 5. ___ questions.

Down

2. Bring your ____.
 3. Don't be ____.
 4. Be ____.

	1	P	2	R	E	P	A	R	E
3						4			
						5			





1. Check (✓) the words you know. Open your dictionary. Find the words you don't know.

Word List: A Factory

Dictionary page 175

- | | | |
|---|--|---|
| <input type="checkbox"/> factory owner | <input type="checkbox"/> assembly line | <input type="checkbox"/> forklift |
| <input type="checkbox"/> factory worker | <input type="checkbox"/> warehouse | <input type="checkbox"/> shipping clerk |
| <input type="checkbox"/> parts | <input type="checkbox"/> conveyor belt | <input type="checkbox"/> loading dock |

2. Complete the chart. Use all the words in the Word List.

Places at Work	Things at Work	People at Work
a. <i>assembly line</i>	d.	g.
b.	e.	h.
c.	f.	i.

3. Label the picture. Use the words in the box.

factory worker factory owner assembly line conveyor belt parts ~~factory~~



Challenge Name three things from the Word List that are NOT in the picture.



1. Check (✓) the words you know. Open your dictionary. Find the words you don't know.

Word List: Landscaping and Gardening

Dictionary page 176

- | | | |
|--------------------------------------|---|--|
| <input type="checkbox"/> leaf blower | <input type="checkbox"/> rake | <input type="checkbox"/> trim the hedges |
| <input type="checkbox"/> lawn mower | <input type="checkbox"/> hedge clippers | <input type="checkbox"/> rake the leaves |
| <input type="checkbox"/> shovel | <input type="checkbox"/> mow the lawn | <input type="checkbox"/> plant a tree |

2. Match the words with the pictures.



5 a. leaf blower

___ c. lawn mower

___ e. hedge clippers

___ b. rake

___ d. shovel

3. Look at the pictures. Complete the sentences.

- a. Tim will mow the lawn for \$12.00.
- b. Tim will plant a tree for _____.
- c. Tim will trim the hedges for _____.
- d. Tim will rake the leaves and plant a tree for _____.
- e. Tim will mow the lawn, trim the hedges, and rake the leaves for _____.





1. Check (✓) the things that grow on a farm. Use your dictionary for help.

Word List: Farming and Ranching

Dictionary page 177


- | | | |
|-----------------------------------|------------------------------------|----------------------------------|
| <input type="checkbox"/> rice | <input type="checkbox"/> field | <input type="checkbox"/> hay |
| <input type="checkbox"/> wheat | <input type="checkbox"/> barn | <input type="checkbox"/> rancher |
| <input type="checkbox"/> soybeans | <input type="checkbox"/> farmer | |
| <input type="checkbox"/> corn | <input type="checkbox"/> livestock | |

2. Write the words in the chart. Use the words in the box.

rice farmer ~~field~~ barn rancher soybeans wheat

	Places	People	Plants
a.	<i>field</i>	c.	e.
b.		d.	f.
			g.

3. Look at the picture. Write *T* (true) or *F* (false).



- | | |
|---|---|
| a. The farmer is in the barn. <u>T</u> | d. The hay is in the truck. _____ |
| b. The farmer has livestock. _____ | e. The truck is in the field. _____ |
| c. The farmer is putting corn on the truck. _____ | f. There are soybeans on the truck. _____ |





1. Check (✓) the words you know. Open your dictionary. Find the words you don't know.

Word List: Construction

Dictionary page 178

- | | | |
|--|---------------------------------|---------------------------------------|
| <input type="checkbox"/> construction worker | <input type="checkbox"/> tile | <input type="checkbox"/> paint |
| <input type="checkbox"/> ladder | <input type="checkbox"/> bricks | <input type="checkbox"/> lay bricks |
| <input type="checkbox"/> concrete | <input type="checkbox"/> wood | <input type="checkbox"/> install tile |

2. Complete the words. Write the letters.

- a. w _ o _ o d
 b. l a _ _ _ e _
 c. t _ _ _ e
 d. b _ _ _ c _ _ s
 e. _ _ o n c _ _ _ _ e
 f. c o _ _ s t _ _ _ c _ _ i o _ _ w _ _ _ _ e r

3. Look at the picture. Read the sentences. Number the people.



- | | |
|------------------------------|----------------------------------|
| 1. Mario is installing tile. | 4. Ali is laying bricks. |
| 2. Ben has a ladder. | 5. Max is working with concrete. |
| 3. Tisha is painting. | 6. Luis is getting more bricks. |





1. Check (✓) the things that are not safe. Use your dictionary for help.

Word List: Job Safety

Dictionary page 179

- | | | |
|---|---|--|
| <input type="checkbox"/> careless worker | <input type="checkbox"/> slippery floor | <input type="checkbox"/> knee pads |
| <input type="checkbox"/> careful worker | <input type="checkbox"/> safety goggles | <input type="checkbox"/> safety boots |
| <input type="checkbox"/> broken equipment | <input type="checkbox"/> ear plugs | <input type="checkbox"/> fire extinguisher |

2. Match the words with the sentences.

- | | |
|------------------------------|---------------------------------------|
| <u>5</u> a. broken equipment | 1. It protects you from fire. |
| ___ b. fire extinguisher | 2. They protect your knees. |
| ___ c. slippery floor | 3. They protect your eyes. |
| ___ d. safety goggles | 4. They protect your feet. |
| ___ e. safety boots | 5. It's not safe to use this at work. |
| ___ f. knee pads | 6. It's not safe to walk here. |

3. Look at the pictures. Check (✓) the correct sentences.



- a. He's using his ear plugs.
 He's using broken equipment.



- b. She's wearing safety boots.
 She's wearing knee pads.



- c. He's careless.
 The floor is slippery.



- d. The extinguisher is broken.
 He's a careful worker.





1. Check (✓) the things you have at home. Use your dictionary for help.

Word List: Tools and Building Supplies

Dictionary pages 180-181

- | | | |
|---|--|---------------------------------------|
| <input type="checkbox"/> hammer | <input type="checkbox"/> 2 x 4 (two by four) | <input type="checkbox"/> screw |
| <input type="checkbox"/> handsaw | <input type="checkbox"/> paintbrush | <input type="checkbox"/> nail |
| <input type="checkbox"/> electric drill | <input type="checkbox"/> paint roller | <input type="checkbox"/> tape measure |
| <input type="checkbox"/> extension cord | <input type="checkbox"/> paint | <input type="checkbox"/> duct tape |
| <input type="checkbox"/> pipe | <input type="checkbox"/> screwdriver | <input type="checkbox"/> sandpaper |


2. Cross out the word that doesn't belong.

- | | | |
|----------------------------|----------------|----------------|
| a. paint roller | extension cord | electric drill |
| b. paint | duct tape | paintbrush |
| c. sandpaper | screw | nail |
| d. screwdriver | screw | 2 x 4 |
| e. hammer | pipe | nail |

3. Read the labels. Draw the pictures.




a. paintbrush



b. screwdriver



c. hammer



d. duct tape



e. nail



f. tape measure

4. Answer the questions. Use the words in the box.

a handsaw

a nail

a hammer

a paintbrush

~~a tape measure~~

2 x 4s

paint

a drill

a paint roller

screws

a. What does John need?

a tape measure



b. What does Irene need?



c. What does Ron need?



5. What about you? Answer the questions.

a. What tools and supplies do you usually use? _____

b. Where do you buy tools and supplies? _____

c. Where do you keep your tools and supplies? _____

Challenge Name three tools and supplies that are expensive. Name three that are cheap. Make a list.





1. Check (✓) the words you know. Open your dictionary. Find the words you don't know.

Word List: An Office

Dictionary page 182

- | | | |
|--|---|--|
| <input type="checkbox"/> supply cabinet | <input type="checkbox"/> office manager | <input type="checkbox"/> computer technician |
| <input type="checkbox"/> conference room | <input type="checkbox"/> file clerk | <input type="checkbox"/> reception area |
| <input type="checkbox"/> cubicle | <input type="checkbox"/> file cabinet | |

2. Complete the chart. Use all the words in the Word List.

People	Places	Things
a. <i>office manager</i>	d.	g.
b.	e.	h.
c.	f.	

3. Complete the sentences. Circle the correct words.



- a. Maria is in the conference room / reception area.
b. She's a file clerk / receptionist.



- c. Zahra is the office manager / receptionist.
d. She's in the file / conference room.



- e. Victor is a computer technician / file clerk.
f. He's putting files in the reception area / file cabinet.



- g. Linda is an office manager / computer technician.
h. She's fixing a computer in a cubicle / conference room.

4. Check (✓) the things you use at home or at work. Use your dictionary for help.

Word List: An Office
Dictionary page 183

<p>Office Equipment</p> <p><input type="checkbox"/> computer</p> <p><input type="checkbox"/> printer</p> <p><input type="checkbox"/> scanner</p> <p><input type="checkbox"/> fax machine</p> <p><input type="checkbox"/> photocopier</p>	<p>Office Supplies</p> <p><input type="checkbox"/> stapler</p> <p><input type="checkbox"/> staples</p> <p><input type="checkbox"/> paper clip</p> <p><input type="checkbox"/> glue</p>
---	---

5. Unscramble the words.

a. spatles s t a p l e s

b. leug g u

c. rentpri p i t e


d. nerscan s u n n u

e. cupemtor o m u e

f. eppar plic p e l

6. Label the picture. Use the words in the box.

computer fax machine glue paper clips stapler printer ~~photocopier~~





1. Check (✓) the hotel jobs. Use your dictionary for help.

Word List: A Hotel

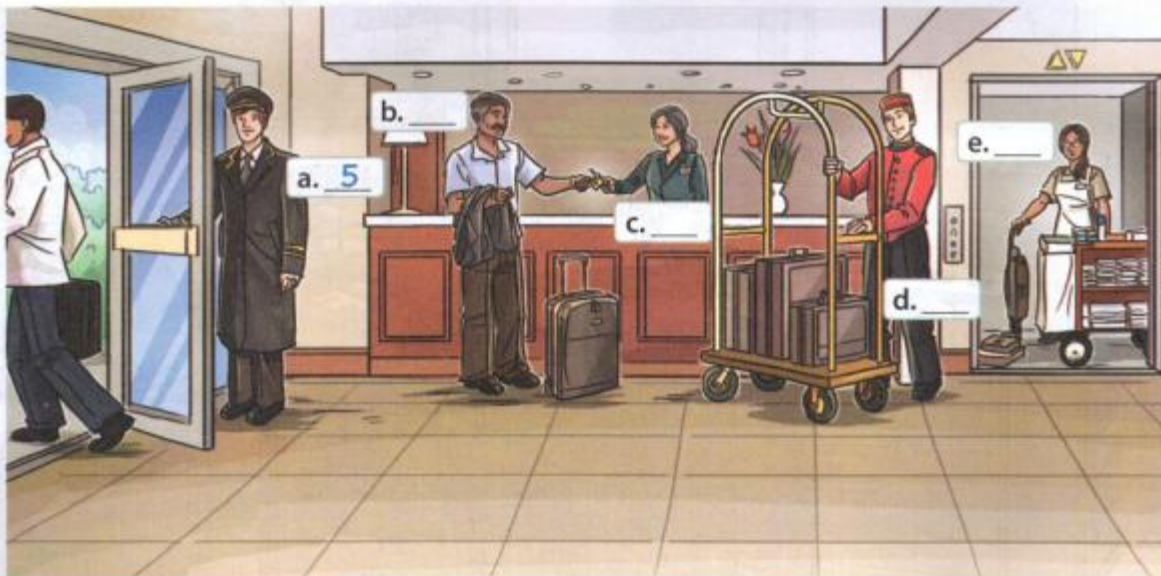
Dictionary page 184

- | | | |
|--|---------------------------------------|---------------------------------------|
| <input type="checkbox"/> doorman | <input type="checkbox"/> luggage cart | <input type="checkbox"/> guest room |
| <input type="checkbox"/> parking attendant | <input type="checkbox"/> desk clerk | <input type="checkbox"/> room service |
| <input type="checkbox"/> bellhop | <input type="checkbox"/> front desk | <input type="checkbox"/> housekeeper |

2. Match the words.

- | | |
|-------------------|--------------|
| <u>5</u> a. guest | 1. cart |
| ___ b. luggage | 2. clerk |
| ___ c. room | 3. attendant |
| ___ d. front | 4. desk |
| ___ e. desk | 5. room |
| ___ f. parking | 6. service |

3. Look at the picture. Read the sentences. Number the people.



- | | |
|----------------------------------|----------------------|
| 1. Leela is a housekeeper. | 4. Ken is a bellhop. |
| 2. Elena is a desk clerk. | 5. Ron is a doorman. |
| 3. Amal is a guest at the hotel. | |



1. Check (✓) the food service jobs. Use your dictionary for help.

Word List: Food Service


Dictionary page 185

- | | | |
|---|------------------------------------|-------------------------------------|
| <input type="checkbox"/> short-order cook | <input type="checkbox"/> storeroom | <input type="checkbox"/> diner |
| <input type="checkbox"/> dishwasher | <input type="checkbox"/> head chef | <input type="checkbox"/> buffet |
| <input type="checkbox"/> walk-in freezer | <input type="checkbox"/> server | <input type="checkbox"/> headwaiter |

2. Unscramble the sentences.

- a. in The dishwasher the is kitchen. The dishwasher is in the kitchen.
- b. servers food. the bring The _____
- c. at The diners the buffet. are _____
- d. There's in meat walk-in freezer. the _____
- e. in The storeroom. head chef is the _____

3. What's wrong with the picture? Circle the correct words.



- a. The diner / head chef is washing dishes.
- b. The diner / dishwasher is eating.
- c. The head chef is sleeping in the storeroom / freezer.
- d. The storeroom / kitchen doesn't have any food.
- e. The cook / headwaiter is eating the soup.
- f. The walk-in freezer / buffet is open.






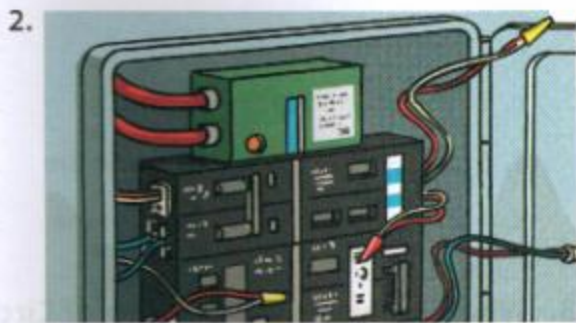
1. Check (✓) the words you know. Open your dictionary. Find the words you don't know.

Word List: A Bad Day at Work

Dictionary pages 186-187

- | | | |
|------------------------------------|--|---------------------------------------|
| <input type="checkbox"/> dangerous | <input type="checkbox"/> floor plan | <input type="checkbox"/> wiring |
| <input type="checkbox"/> clinic | <input type="checkbox"/> contractor | <input type="checkbox"/> bricklayer |
| <input type="checkbox"/> budget | <input type="checkbox"/> electrical hazard | <input type="checkbox"/> call in sick |

2. Match the words with the pictures.



- | | | |
|------------------------|--------------------------|-------------------|
| <u>5</u> a. contractor | ___ c. clinic | ___ e. wiring |
| ___ b. bricklayer | ___ d. electrical hazard | ___ f. floor plan |

4. Look at the pictures. Circle the correct words.



- a. Sam is a good customer / contractor.
- b. He and the customer are looking at the floor plan / bricklayer.
- c. Next they will look at the budget / bricklayer.



- d. Construction work can be careful / dangerous.
- e. Sam always looks for electrical hazards and bad budgets / wiring.



- f. Sam is having a bad day / hazard today. He hurt his back.



- g. He's dangerous / at the clinic.
- h. The doctor says he can't wire / work all week.
- i. Poor Sam. He doesn't like to be a contractor / call in sick.

5. What about you? Answer the questions.

- a. Do you have a dangerous job? _____
- b. Do you know other people with dangerous jobs? _____
- c. Name three jobs you think are dangerous.

Use your dictionary for help. _____





1. Check (✓) the words you know. Open your dictionary. Find the words you don't know.

Word List: Schools and Subjects

Dictionary page 188

- | | | |
|--|--|---|
| <input type="checkbox"/> preschool | <input type="checkbox"/> high school | <input type="checkbox"/> college / university |
| <input type="checkbox"/> elementary school | <input type="checkbox"/> vocational school | <input type="checkbox"/> adult school |
| <input type="checkbox"/> middle school | <input type="checkbox"/> community college | |

2. Label the schools. Use the words in the box.

preschool elementary school ~~high school~~ vocational school adult school



a. high school



b. _____



c. _____



d. _____



e. _____

3. Read the sentences. Circle the correct words.

- Tina is seven years old. She goes to preschool / elementary school.
- Brandon is three. He goes to preschool / vocational school.
- Mike studies electronics. He goes to vocational / middle school.
- Sun is 16 years old. She goes to middle / high school.
- Omar is in medical school. He goes to a community college / university.
- Minh learns English at the community center. She goes to middle / adult school.



- 1. Check (✓) the words you know. Open your dictionary. Find the words you don't know.**

Word List: English Composition

Dictionary page 190

- | | | |
|------------------------------------|---|--|
| <input type="checkbox"/> word | <input type="checkbox"/> period | <input type="checkbox"/> comma |
| <input type="checkbox"/> sentence | <input type="checkbox"/> question mark | <input type="checkbox"/> quotation marks |
| <input type="checkbox"/> paragraph | <input type="checkbox"/> exclamation mark | <input type="checkbox"/> apostrophe |

- 2. Follow the directions.**

- a. Circle the period.

There's my book.

- d. Circle the question mark.

What's on your desk?

- b. Circle the quotation marks.

"Be careful!"

- e. Circle the commas.

There's a desk, a chair, and a pencil.

- c. Circle the word with an apostrophe.

Where is Tom's car?

- f. Circle the exclamation mark.

The police officer said, "Stop!"

- 3. Read the paragraph. Circle the punctuation. Then write T (true) or F (false).**

Today we are studying English composition. We're learning about sentences and punctuation. I know that sentences need a period, a question mark, or an exclamation mark. Some words need apostrophes. Do you know how to use quotation marks?

- | | |
|----------------------------------|---------------|
| a. There is one paragraph. | <u> T </u> |
| b. There are eight sentences. | <u> </u> |
| c. There are two commas. | <u> </u> |
| d. There are two question marks. | <u> </u> |
| e. There is one apostrophe. | <u> </u> |
| f. There are 25 words. | <u> </u> |

4. Check (✓) the things you like to do. Use your dictionary for help.

Word List: English Composition

Dictionary page 191

- | | | |
|---|---|--|
| <input type="checkbox"/> Brainstorm ideas. | <input type="checkbox"/> Write a first draft. | <input type="checkbox"/> Rewrite. |
| <input type="checkbox"/> Organize your ideas. | <input type="checkbox"/> Edit. | <input type="checkbox"/> Turn in your paper. |

5. Match the words with the pictures.



- | | | |
|-------------------|-----------------|----------------|
| <u>1</u> a. write | ___ c. turn in | ___ e. edit |
| ___ b. brainstorm | ___ d. organize | ___ f. rewrite |

6. Complete the sentences. Use the words in the box.

ideas organize ~~composition~~ draft rewrite turn in

- The students are writing a composition.
- They brainstorm _____.
- They _____ their ideas.
- They write a first _____.
- They edit and _____ their work.
- Then they _____ their papers.





1. Check (✓) the words you know. Open your dictionary. Find the words you don't know.

Word List: Mathematics

Dictionary page 192

- | | |
|--|-----------------------------------|
| <input type="checkbox"/> negative integers | <input type="checkbox"/> add |
| <input type="checkbox"/> positive integers | <input type="checkbox"/> subtract |
| <input type="checkbox"/> odd numbers | <input type="checkbox"/> multiply |
| <input type="checkbox"/> even numbers | <input type="checkbox"/> divide |

2. Match the numbers with the words.

- | | |
|----------------------|-------------------|
| <u>4</u> a. 1, 3, 5 | 1. positive three |
| ___ b. -3 | 2. even number |
| ___ c. 2 | 3. negative three |
| ___ d. 3 | 4. odd numbers |
| ___ e. $10 + 2$ | 5. add |
| ___ f. 10×2 | 6. subtract |
| ___ g. $10 \div 2$ | 7. multiply |
| ___ h. $10 - 2$ | 8. divide |

3. Do the math. Then circle all the correct letters.

- a. $4 \times 4 = 16$
b. $2 - 6 = \underline{\quad}$
c. $7 + 2 = \underline{\quad}$
d. $9 \div 3 = \underline{\quad}$

- | | | | | |
|--|---|----------|---|---|
| 1. This problem has a negative answer. | a | b | c | d |
| 2. This problem has no even numbers. | a | b | c | d |
| 3. These problems have no odd numbers. | a | b | c | d |
| 4. These problems have positive answers. | a | b | c | d |

4. Check (✓) the lines, shapes, and angles you see in your classroom.
Use your dictionary for help.

Word List: Mathematics

Dictionary page 193

- | | | |
|---|--------------------------------------|-----------------------------------|
| <input type="checkbox"/> straight line | <input type="checkbox"/> right angle | <input type="checkbox"/> triangle |
| <input type="checkbox"/> curved line | <input type="checkbox"/> rectangle | <input type="checkbox"/> circle |
| <input type="checkbox"/> parallel lines | <input type="checkbox"/> square | |

5. Cross out the word that doesn't belong.

- | | | |
|----------------|------------------|---------------|
| a. straight | right | curved |
| b. rectangle | square | circle |
| c. triangle | square | curved line |
| d. triangle | circle | curved line |
| e. right angle | parallel lines | straight line |

6. Read the labels. Draw the pictures.




a. square




b. circle



c. curved line



d. parallel lines



e. triangle



f. rectangle

Challenge How many lines are in a square? A triangle? A circle?





1. Check (✓) the things a biologist can see with a microscope. Use your dictionary for help.

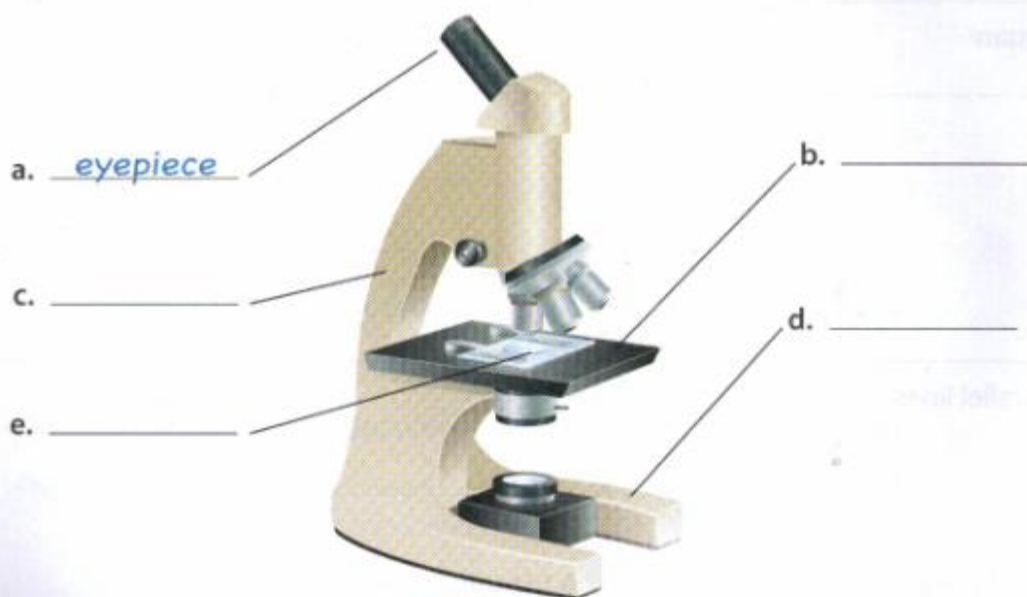
Word List: Science			
Dictionary page 194			
Biology		Microscope	
<input type="checkbox"/> organisms	<input type="checkbox"/> slide	<input type="checkbox"/> eyepiece	<input type="checkbox"/> base
<input type="checkbox"/> biologist	<input type="checkbox"/> cell	<input type="checkbox"/> stage	<input type="checkbox"/> arm
	<input type="checkbox"/> nucleus		

2. Read the sentences. Circle the correct words.

- A biologist studies biology / a base.
- All organisms have slides / cells.
- Every cell has a nucleus / an arm.
- A biologist uses a microscope / nucleus to see small organisms.
- Put the slide on the eyepiece / stage.
- Use the base / eyepiece to see the slide.

3. Label the pictures. Use the words in the box.

stage ~~eyepiece~~ slide base arm



4. Check (✓) the things a chemist studies. Use your dictionary for help.

Word List: Science			
Dictionary page 195			
Chemistry		A Science Lab	
<input type="checkbox"/> chemist	<input type="checkbox"/> molecule	<input type="checkbox"/> Bunsen burner	<input type="checkbox"/> forceps
<input type="checkbox"/> periodic table	<input type="checkbox"/> atom	<input type="checkbox"/> beaker	<input type="checkbox"/> dropper
		<input type="checkbox"/> test tube	

5. Unscramble the words.

a. karbee b e a k e r

d. mtao _____ m


b. sitmhec c _____ m _____ t

e. focresp _____ o r _____ p _____

c. preorpd d _____ p p _____

f. clueelom m _____ l _____ c _____

6. Look at the picture. Circle the correct words.



a. There are three test tubes / beakers.

b. The chemist / periodic table is working.

c. The droppers / forceps are next to the Bunsen burner.

d. There are four test tubes / droppers.

e. The chemist is studying molecules / a Bunsen burner.





1. Check (✓) the things you use or do every day. Use your dictionary for help.

Word List: Computers

Dictionary page 196

- | | | |
|---|-----------------------------------|---------------------------------|
| <input type="checkbox"/> hard drive | <input type="checkbox"/> keyboard | <input type="checkbox"/> type |
| <input type="checkbox"/> DVD and CD ROM drive | <input type="checkbox"/> mouse | <input type="checkbox"/> select |
| <input type="checkbox"/> software | <input type="checkbox"/> printer | <input type="checkbox"/> delete |
| <input type="checkbox"/> monitor | | |

2. Match the words with the sentences.

- | | |
|-----------------------------|---|
| <u>5</u> a. hard drive | 1. Use this to type. |
| ___ b. mouse | 2. Put a CD ROM here. |
| ___ c. keyboard | 3. Use this to select words. |
| ___ d. DVD and CD ROM drive | 4. Use this to print documents. |
| ___ e. printer | 5. The computer keeps information here. |

3. Label the picture. Use the words in the box.

printer software monitor keyboard mouse ~~CD ROM drive~~





1. Check (✓) the words you know. Open your dictionary. Find the words you don't know.







Word List: The Internet
Dictionary page 197

<input type="checkbox"/> menu bar	<input type="checkbox"/> pointer	<input type="checkbox"/> address the email
<input type="checkbox"/> back button	<input type="checkbox"/> cursor	<input type="checkbox"/> type the message
<input type="checkbox"/> URL / website address	<input type="checkbox"/> scroll bar	<input type="checkbox"/> send the email

2. Unscramble the words.

- | | |
|--|---|
| a. emun rba m <u>e</u> <u>n</u> u b <u>a</u> r | d. stiebwe w _____ s _____ e |
| b. ruoscr c _____ s _____ r | e. orcsll abr s _____ o _____ l b _____ |
| c. trepion p _____ i _____ t _____ | f. kabc notbut b _____ k
b _____ n |

3. Label the pictures. Write the numbers.

<p>4 a. </p>	<p>b. </p>	<p>c. </p>
<p>d. </p>	<p>e. </p>	<p>f. </p>

- | | | |
|--------------------|-----------------------|------------------------|
| 1. Read the email. | 3. Select the word. | 5. Delete the mistake. |
| 2. Send the email. | 4. Address the email. | 6. Type the message. |





1. Check (✓) the wars you know about. Use your dictionary for help.

Word List: U.S. History

Dictionary page 198

- | | | |
|--|--|---------------------------------------|
| <input type="checkbox"/> thirteen colonies | <input type="checkbox"/> Declaration of Independence | <input type="checkbox"/> Civil War |
| <input type="checkbox"/> colonists | <input type="checkbox"/> Revolutionary War | <input type="checkbox"/> World War I |
| <input type="checkbox"/> Native Americans | <input type="checkbox"/> Constitution | <input type="checkbox"/> World War II |
| | <input type="checkbox"/> Bill of Rights | |

2. Take the test. Bubble in the answers.

Name: _____

Date: _____

1. (A) (B) (C) (D)

3. (A) (B) (C) (D)

5. (A) (B) (C) (D)

2. (A) (B) (C) (D)

4. (A) (B) (C) (D)

6. (A) (B) (C) (D)

- | | |
|--|--|
| <p>1. Name the war between the thirteen colonies and England.</p> <p>a. the Civil War</p> <p>b. the Revolutionary War</p> | <p>4. Name the first people to live in North America.</p> <p>a. Native Americans</p> <p>b. colonists</p> |
| <p>2. Name the war between the states of the United States.</p> <p>a. the Civil War</p> <p>b. the Bill of Rights</p> | <p>5. Name the first people from Europe to live in North America.</p> <p>a. colonies</p> <p>b. colonists</p> |
| <p>3. Name the document that has the laws of the United States.</p> <p>a. the Declaration of Independence</p> <p>b. the Constitution</p> | <p>6. Name the World War from 1941–1945.</p> <p>a. World War I</p> <p>b. World War II</p> |

Challenge Name three rights in the Bill of Rights.





1. Check (✓) the words you know. Open your dictionary. Find the words you don't know.

Word List: World History

Dictionary page 199

- | | | |
|--------------------------------------|--------------------------------------|------------------------------------|
| <input type="checkbox"/> exploration | <input type="checkbox"/> army | <input type="checkbox"/> invention |
| <input type="checkbox"/> explorer | <input type="checkbox"/> immigration | <input type="checkbox"/> inventor |
| <input type="checkbox"/> war | <input type="checkbox"/> immigrant | |

2. Complete the words. Write the letters.

a. e x p l o r e r

b. a _____ y

c. _____ r

d. _____ n v _____ n t _____ n

e. _____ m m _____ g _____ a _____

f. ex _____ o _____ at _____


3. Look at the pictures. Circle the correct words.



- a. Alexander Graham Bell was an inventor / explorer.



- b. The telephone was an important invention / immigration.



- c. Albert Einstein was a famous army / immigrant. He came to the U.S. in 1933.



- d. Marco Polo was an explorer / immigration officer. He went to China.





North America and Central America

1. Check (✓) the places you know. Open your dictionary. Find the places you don't know.

Word List: North America and Central America

Dictionary pages 200-201

- | | | | |
|---|---|--------------------------------------|-------------------------------------|
| <input type="checkbox"/> Atlantic Ocean | <input type="checkbox"/> Canada | <input type="checkbox"/> Guatemala | <input type="checkbox"/> Nicaragua |
| <input type="checkbox"/> Pacific Ocean | <input type="checkbox"/> the United States of America | <input type="checkbox"/> Belize | <input type="checkbox"/> Costa Rica |
| <input type="checkbox"/> Gulf of Mexico | <input type="checkbox"/> Mexico | <input type="checkbox"/> El Salvador | <input type="checkbox"/> Panama |
| | | <input type="checkbox"/> Honduras | |

2. Write the words in the chart. Use the words in the box.

Mexico Panama ~~Atlantic Ocean~~ Gulf of Mexico Canada Guatemala

Water	North America	Central America
a. <u>Atlantic Ocean</u>	c.	e.
b.	d.	f.

3. Label the map. Write the numbers.

- Atlantic Ocean
- ~~Pacific Ocean~~
- Gulf of Mexico
- Canada
- the United States of America
- Mexico



4. Look at the pictures. Write T (true) or F (false).



- a. There are seven countries in Central America. T
- b. Belize is next to Mexico.
- c. Panama is next to Honduras.



- d. Mexico is in Central America.
- e. Mexico is between the Atlantic Ocean and the Gulf of Mexico.
- f. Mexico is next to Costa Rica and Nicaragua.



- g. The United States is between the Atlantic Ocean and the Pacific Ocean.
- h. The Atlantic Ocean is between the United States and Canada.
- i. Mexico is in Canada.

5. Study the chart. Write the countries in order, from largest to smallest.

- a. United States
- b.
- c.
- d.
- e.

Country	Number of People
Canada	32,805,041
El Salvador	6,881,000
Guatemala	12,600,000
Mexico	106,202,903
United States	300,165,500





1. Where is your country? Check (✓) the continent. Use your dictionary for help.

Word List: World Map		
Dictionary pages 202-203		
Continents		Directions
<input type="checkbox"/> North America	<input type="checkbox"/> Africa	<input type="checkbox"/> North
<input type="checkbox"/> South America	<input type="checkbox"/> Australia	<input type="checkbox"/> South
<input type="checkbox"/> Europe	<input type="checkbox"/> Antarctica	<input type="checkbox"/> East
<input type="checkbox"/> Asia		<input type="checkbox"/> West

2. Unscramble the words.

- | | | | |
|---------------|---------------|------------------|-------|
| a. rouEpe | <u>Europe</u> | d. ustlAraia | _____ |
| b. caifrA | _____ | e. thouS mercaIA | _____ |
| c. saAi | _____ | f. orNth caimAer | _____ |
| d. tartcAnica | _____ | h. orlwd mpa | _____ |

3. Label the compass. Use the words in the box.

North	South	East	West
------------------	-------	------	------

a. North

d. _____

b. _____

c. _____

4. Look at the map. Circle the correct words.



- There are seven / nine continents.
- There are three / five oceans.
- Africa is south / east of Europe.
- The Indian Ocean is between Africa, Asia, and South America / Australia.
- Asia is east / north of Europe.
- The Atlantic / Pacific Ocean is east of North and South America.

5. Study the chart. Put the continents in order, from largest to smallest.

- Asia
- _____
- _____
- _____
- _____
- _____
- _____

Continent	Size (square miles)
Africa	39,065,000
Antarctica	13,209,000
Asia	44,579,000
Australia	7,687,000
Europe	9,938,000
North America	24,256,000
South America	17,819,000

Challenge What do you think? What is the continent with the most people?
What is the continent with the most countries?



1. Check (✓) the places in your home country. Use your dictionary for help.

Word List: Geography and Habitats

Dictionary page 204

rain forest

ocean

forest

river

island

lake

desert




beach

mountain range

2. Match to complete the sentences.

- | | |
|---|--------------------|
| 5. a. Miami is the name of a city and a | 1. desert. |
| ___ b. The Pacific is an | 2. ocean. |
| ___ c. Hawaii is a group of | 3. river. |
| ___ d. The Andes is a | 4. islands. |
| ___ e. The Sahara is a | 5. beach. |
| ___ f. The Nile is a | 6. mountain range. |

3. Look at the pictures. Circle the correct words.



- a. Do you like the forest / ocean? Come to the California river / beaches.
- b. Do you need to relax? How about a quiet ocean / lake in the forest / desert?
- c. Are you looking for an exciting place? Come to South America. See the rain forest / desert. Take a trip on the river / mountain range.





1. Check (✓) the words you know. Open your dictionary. Find the words you don't know.

Word List: The Universe

Dictionary page 205

Planets

- | | | |
|----------------------------------|----------------------------------|---|
| <input type="checkbox"/> Mercury | <input type="checkbox"/> Jupiter | <input type="checkbox"/> moon (new, full) |
| <input type="checkbox"/> Venus | <input type="checkbox"/> Saturn | <input type="checkbox"/> star |
| <input type="checkbox"/> Earth | <input type="checkbox"/> Uranus | <input type="checkbox"/> galaxy |
| <input type="checkbox"/> Mars | <input type="checkbox"/> Neptune | |

2. Cross out the word that doesn't belong.

- | | | |
|------------|-----------------|----------|
| a. Mars | star | Earth |
| b. Jupiter | full moon | new moon |
| c. Earth | Mercury | galaxy |
| d. star | Mars | moon |
| e. planets | stars | universe |


3. Complete the crossword puzzle.

ACROSS

2. Earth, Mars, and Venus are ____.
5. A full or new ____.
6. The planet we live on.

DOWN

1. A large group of stars.
3. A cold planet far from the sun.
4. The sun is a ____.





1. Check (✓) the words you know. Open your dictionary. Find the words you don't know.

Word List: A Graduation

Dictionary pages 206-207

- | | | |
|--|-----------------------------------|---|
| <input type="checkbox"/> photographer | <input type="checkbox"/> podium | <input type="checkbox"/> take a picture |
| <input type="checkbox"/> funny photo | <input type="checkbox"/> ceremony | <input type="checkbox"/> cry |
| <input type="checkbox"/> serious photo | <input type="checkbox"/> cap | <input type="checkbox"/> celebrate |
| <input type="checkbox"/> guest speaker | <input type="checkbox"/> gown | |

2. Match the words with the pictures.

- 3 a. guest speaker
 ___ b. gown
 ___ c. podium
 ___ d. photographer
 ___ e. cap
 ___ f. serious photo
 ___ g. funny photo
 ___ h. cry




3. Read the story. Circle the correct words.

- a. Here are some photos of my son's graduation ceremony / photographer.
- b. There's Miguel in his cap and podium / gown.
- c. It's a very serious / funny photo.



- d. This is the guest speaker / photograph.
- e. He's in a cap / at the podium.



- f. This is Miguel's favorite ceremony / photo.
- g. Miguel is crying / celebrating with his friends.
- h. It's a very funny / serious photo.



4. What about you? Answer the questions. Write Yes, I do or No, I don't.

- a. Do you like to take pictures? _____
- b. Do you like people to take your picture? _____
- c. Do you like to look at photos of other people? _____






1. Check (✓) the words you know. Open your dictionary. Find the words you don't know.

Word List: Nature Center			
Dictionary pages 208–209			
<input type="checkbox"/> trees	<input type="checkbox"/> plants	<input type="checkbox"/> sky	<input type="checkbox"/> nest
<input type="checkbox"/> soil	<input type="checkbox"/> rock	<input type="checkbox"/> mammals	<input type="checkbox"/> water
<input type="checkbox"/> path	<input type="checkbox"/> flowers	<input type="checkbox"/> insects	<input type="checkbox"/> fish
<input type="checkbox"/> bird	<input type="checkbox"/> sun		

2. Cross out the word that doesn't belong.

- a. ~~flower~~ bird nest
 b. sun sky soil
 c. tree mammal plant
 d. fish insect sun
 e. water rocks path

3. Look at the picture. Read the sentences. Number the people.



- | | |
|------------------------------------|------------------------------------|
| 1. Mai is watching the birds. | 4. Sam sees a fish. |
| 2. Alma is looking at the flowers. | 5. Tony is sitting under the tree. |
| 3. Mel is walking on the path. | 6. Roberto is sitting on the rock. |

4. Complete the story. Use the words in the box.

insects

~~nature~~


nest

sky

center

sun

birds



- a. Tina and Tim are at the nature center today.
- b. The _____ is warm.
- c. The _____ is blue. It's a great day.
- d. Tim is studying _____ for his science class.
- e. Tina is watching the _____.
- f. They have baby birds in their _____.
- g. The nature _____ is a great place to learn.

5. Read the brochure. Answer the questions.

Bug Out! Learn all about insects.

Bird is the Word
Come see our bird show with 10 different birds.
Saturday 10-11

Lions, Tigers and Bears
Come and watch them eat lunch.
Sunday 12-1

Take a picture with Isaac The Insect.
Wednesday 6-7

- a. What can you learn about at Bug Out!? _____
- b. How many birds can you see at the bird show? _____
- c. When can you learn about mammals? _____





1. Check (✓) the trees and plants in your neighborhood.
Use your dictionary for help.

Word List: Trees and Plants

Dictionary page 210

- | | | |
|---------------------------------|-------------------------------|-------------------------------------|
| <input type="checkbox"/> branch | <input type="checkbox"/> pine | <input type="checkbox"/> cactus |
| <input type="checkbox"/> trunk | <input type="checkbox"/> palm | <input type="checkbox"/> vine |
| <input type="checkbox"/> root | <input type="checkbox"/> oak | <input type="checkbox"/> poison ivy |
| <input type="checkbox"/> leaf | | |

2. Label the trees and plants. Use the words in the box.

cactus vine palm tree poison ivy pine tree oak tree



a. cactus



b. _____



c. _____



d. _____



e. _____



f. _____

3. Read the sentences. Write *T* (true) or *F* (false).

- a. The leaves grow on the trunk of a tree. F
- b. The roots are on the branches. _____
- c. Branches grow from the trunk of a tree. _____
- d. Leaves grow on the branches. _____
- e. All trees have roots. _____
- f. All plants have trunks. _____





1. Check (✓) the parts of a flower above the soil. Use your dictionary for help.

Word List: Flowers

Dictionary page 211

seed

roots

leaves

bud

petals

stems

sunflower

tulip

rose

2. Label the flower. Use the words in the box.

stem


bud

~~petals~~

leaves

roots

seeds



3. Read the article and the sentences. Check (✓) the answers.

a. These flowers are for friends.

sunflowers and yellow tulips

yellow roses and sunflowers

b. These flowers are for true love.

red tulips

pink roses

c. These flowers say, "You're young and beautiful."

white tulips

white rosebuds

Say it with Flowers

Do you know that different flowers say different things? For example, one red rose says, "I love you." Pink roses say, "Thank you." Here are some flowers and what they mean.





1. Check (✓) the words you know. Open your dictionary. Find the words you don't know.

Word List: Marine Life, Amphibians, and Reptiles

Dictionary page 212

- | | | |
|---------------------------------|----------------------------------|------------------------------------|
| <input type="checkbox"/> fin | <input type="checkbox"/> shark | <input type="checkbox"/> swordfish |
| <input type="checkbox"/> gills | <input type="checkbox"/> tuna | <input type="checkbox"/> starfish |
| <input type="checkbox"/> scales | <input type="checkbox"/> octopus | <input type="checkbox"/> frog |


2. Write the words in the chart. Use the words in the box.

shark tuna octopus swordfish starfish frog

Fins		No Fins	
a.	<u>shark</u>	d.	
b.		e.	
c.		f.	

3. Read the sentences. Circle the correct words.

- A shark / frog can live in the water or out of the water.
- An octopus / A swordfish has eight arms.
- A fin / starfish usually has five arms.
- A gill / swordfish has a long "nose."
- Some sharks / swordfish can eat fish or people.
- People buy tuna / scales fresh or in cans.



Challenge Name two things in the Word List with gills.
Name two things in the Word List that don't have scales.

4. Check (✓) the animals that have feet. Use your dictionary for help.

Word List: Marine Life, Amphibians, and Reptiles







Dictionary page 213

- | | | | |
|----------------------------------|-----------------------------------|------------------------------------|---------------------------------|
| <input type="checkbox"/> whale | <input type="checkbox"/> walrus | <input type="checkbox"/> alligator | <input type="checkbox"/> lizard |
| <input type="checkbox"/> dolphin | <input type="checkbox"/> sea lion | <input type="checkbox"/> snake | <input type="checkbox"/> turtle |

5. Cross out the word that doesn't belong.

- | | | |
|---------------------|-----------|--------|
| a. snake | dolphin | whale |
| b. sea lion | alligator | lizard |
| c. walrus | dolphin | turtle |
| d. sea lion | snake | whale |
| e. turtle | sea lion | snake |

6. Look at the pictures. Answer the questions.

 45 feet, 32,000 pounds, 50-60 years	 10 feet, 2,700 pounds, 40 years	 8 feet, 800 pounds, 14 years
 13 feet, 800 pounds, 65 years	 2-4 feet, 400 pounds, 50 years	 6 feet, 20 pounds, 20 years

- | | |
|---|---------------|
| a. Which animal is short and heavy? | <u>turtle</u> |
| b. Which animal lives 50-60 years? | _____ |
| c. Which reptile is 800 pounds? | _____ |
| d. Which animals live 20 years or less? | _____ |
| e. Which animal would you like to be? | _____ |





1. Check (✓) the words you know. Open your dictionary. Find the words you don't know.

Word List: Birds, Insects, and Arachnids

Dictionary page 214

- | | | |
|----------------------------------|-----------------------------------|-------------------------------------|
| <input type="checkbox"/> wing | <input type="checkbox"/> blue jay | <input type="checkbox"/> butterfly |
| <input type="checkbox"/> feather | <input type="checkbox"/> duck | <input type="checkbox"/> (honey)bee |
| <input type="checkbox"/> owl | <input type="checkbox"/> pigeon | <input type="checkbox"/> spider |

2. Match the words with the pictures.

1.



2.



3.



4.



5.



6.



3 a. bee

___ c. spider

___ e. pigeon

___ b. duck

___ d. butterfly

___ f. feather

3. Read the sentences. Circle the correct words.

a. Spiders / Birds don't have wings.

d. Owls / Bees are insects.

b. Butterflies / Blue jays have feathers.

e. Birds and spiders / butterflies have wings.

c. Ducks / Arachnids are birds.

f. Spiders are arachnids / birds.





1. Check (✓) the animals in your neighborhood or home.
Use your dictionary for help.

Word List: Domestic Animals and Rodents

Dictionary page 215

- | | | | |
|--------------------------------|----------------------------------|------------------------------|-----------------------------------|
| <input type="checkbox"/> cow | <input type="checkbox"/> goat | <input type="checkbox"/> cat | <input type="checkbox"/> mouse |
| <input type="checkbox"/> pig | <input type="checkbox"/> sheep | <input type="checkbox"/> dog | <input type="checkbox"/> squirrel |
| <input type="checkbox"/> horse | <input type="checkbox"/> rooster | | |

2. Unscramble the words.

a. useom m o u s e

b. epesh s _____ e _____

c. toag g _____ t _____

d. reosh h _____ s _____

e. sootrer _____ s t _____ r _____

f. qisurelr _____ q u _____ e _____

3. Look at the picture. Circle the correct words.



a. The cat / mouse is sleeping in the sun.

b. The cow / dog is with the sheep.

c. There are three pigs / squirrels.

d. The cow / rooster is eating.

e. The goat / mouse sees the cat.





1. Check (✓) the words you know. Open your dictionary. Find the words you don't know.

Word List: Mammals

Dictionary page 216

coyote

skunk

whiskers

wolf

raccoon

paw

bear

deer

tail

2. Label the pictures. Use the animals in the Word List.



a. wolf b. _____ c. _____



d. _____ e. _____ f. _____

3. Look at the animals in the Word List. Read the sentences.

Write *T* (true) or *F* (false).

a. They all are mammals. T

d. They all have whiskers. _____

b. They all have tails. _____

e. They all live in the United States. _____

c. They all have paws. _____

f. They all live far away from people. _____

Challenge Do all mammals have tails?

4. Check (✓) the animals you like to see at the zoo. Use your dictionary for help.

Word List: Mammals

Dictionary page 217

- | | | | |
|----------------------------------|----------------------------------|--------------------------------|-----------------------------------|
| <input type="checkbox"/> llama | <input type="checkbox"/> giraffe | <input type="checkbox"/> tiger | <input type="checkbox"/> elephant |
| <input type="checkbox"/> monkey | <input type="checkbox"/> zebra | <input type="checkbox"/> camel | <input type="checkbox"/> kangaroo |
| <input type="checkbox"/> gorilla | <input type="checkbox"/> lion | | |

5. Match the words with the sentences

- | | |
|-------------------|-------------------------------|
| <u>6</u> a. llama | 1. It lives in trees. |
| ___ b. giraffe | 2. It lives in Australia. |
| ___ c. tiger | 3. It's black and white. |
| ___ d. zebra | 4. It has a very long neck. |
| ___ e. kangaroo | 5. It's a big cat. |
| ___ f. monkey | 6. It lives in South America. |

6. Look at the pictures. Check (✓) the correct sentences.



- a. It's a gorilla.
 It's a llama.



- b. The camel is thirsty.
 Elephants like the water.



- c. Tigers live alone.
 Lions live in groups.



- d. Camels live in the desert.
 Camels have two paws.





1. Check (✓) the words you know. Open your dictionary. Find the words you don't know.

Word List: Energy and Conservation

Dictionary page 218

solar energy

coal

air pollution

wind power

oil

hazardous waste

natural gas

nuclear energy

water pollution

2. Match the words.

4 a. solar

1. pollution

___ b. air

2. waste

___ c. natural

3. gas

___ d. wind

4. energy

___ e. hazardous

5. power

3. Label the picture. Use the words in the box.

~~wind power~~

oil

coal

nuclear energy

air pollution

water pollution




a. wind power



b. _____



c. _____



d. _____



e. _____



f. _____

4. Check (✓) the ways you conserve in your home. Use your dictionary for help.

Word List: Energy and Conservation

Dictionary page 219

reduce trash

turn off lights

plant a tree

recycle

carpool

save water

don't litter

5. Complete the words. Write the letters.

a. r e c y c l e

d. r e _ _ u _ _ e t _ _ a s _ _

b. _ _ a r _ _ o o _ _

e. _ _ _ n ' t _ _ i _ _ _ e _ _

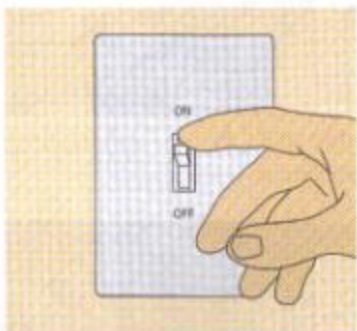
c. s _ _ v _ _ w _ _ t _ _ _ _

f. p _ _ _ _ t a t r _ _ _ _

6. Look at the pictures. Circle the correct words.



a. Ellen reduces / recycles trash.



b. Pablo always turns off the litter / lights.



c. Becca and Norma carpool / don't drive to work.



d. Sue saves water / recycles.



e. Glen recycles / plants a tree every year.



f. John and Kate save water / don't litter.





1. Check (✓) the words you know. Open your dictionary. Find the words you don't know.

Word List: U.S. National Parks

Dictionary pages 220-221

- | | | | |
|--------------------------------------|-----------------------------------|--------------------------------|--------------------------------------|
| <input type="checkbox"/> landmarks | <input type="checkbox"/> wildlife | <input type="checkbox"/> coral | <input type="checkbox"/> caverns |
| <input type="checkbox"/> park ranger | <input type="checkbox"/> ferry | <input type="checkbox"/> cave | <input type="checkbox"/> take a tour |

2. Label the pictures. Use the words in the Word List.



a. landmark



b. _____



c. _____



d. _____



e. _____



f. _____



g. _____




h. _____

3. Read the story. Circle the correct words.



a. National parks protect landmarks and rangers / wildlife.



b. At some parks you can take a landmark / tour.




c. Some parks have caves / national parks.



d. You can swim and see tours / coral at some parks.



e. National ferries / parks have park rangers.



f. The park rangers / caverns can answer your questions.

4. What about you? Answer the questions. Write Yes or No.

- a. Does your state have many national parks? _____
- b. Do you like to visit parks? _____
- c. Would you like to be a park ranger? _____

Challenge Name a national park you want to visit.





1. Check (✓) the places you like. Use your dictionary for help.

Word List: Places to Go

Dictionary pages 222–223

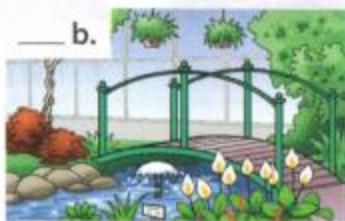

- | | | |
|---|---|--|
| <input type="checkbox"/> zoo | <input type="checkbox"/> swap meet | <input type="checkbox"/> opera |
| <input type="checkbox"/> movies | <input type="checkbox"/> aquarium | <input type="checkbox"/> nightclub |
| <input type="checkbox"/> botanical garden | <input type="checkbox"/> play | <input type="checkbox"/> county fair |
| <input type="checkbox"/> bowling alley | <input type="checkbox"/> art museum | <input type="checkbox"/> classical concert |
| <input type="checkbox"/> rock concert | <input type="checkbox"/> amusement park | |

2. Cross out the word that doesn't belong.

- | | | |
|-------------------------|-------------------|-------------------|
| a. nightclub | zoo | botanical garden |
| b. movie | play | swap meet |
| c. aquarium | nightclub | zoo |
| d. county fair | classical concert | opera |
| e. amusement park | museum | bowling alley |
| f. rock concert | movie | classical concert |

3. Match the words with the pictures.

- | | |
|----------------------|---------------------|
| 1. zoo | 4. swap meet |
| 2. classical concert | 5. botanical garden |
| 3. aquarium | 6. night club |



4. Label the picture. Use the words in the box.

~~nightclub~~ bowling alley movies opera rock concert



5. Read the ads. Answer the questions.

COMMUNITY BULLETIN PAGE 16

THIS WEEK IN KING CITY

BIG BOB'S BAND – Rock music CITY PARK FRI., 8 P.M. \$5.00	Mozart's Best – Classical music City Center Sat., 7 p.m. \$12.00	FUNNY GUY Play MAIN STREET THEATER FRI. – SUN. 8 P.M. \$8.00
NELSON ART MUSEUM TUES – SUN 8 a.m. – 7 p.m.	King City Aquarium OPEN – 7 DAYS 9 a.m. – 9 p.m.	King County Fair – Now through November Sat., Sun. 8 a.m. – 9 p.m.

- How many concerts are there? 2
- What type of concert is Mozart's Best? _____
- What's the name of the play? _____
- How much is the rock concert? _____
- Is there an amusement park? _____
- Where can you see fish and other sea animals? _____



1. Check (✓) the words you know. Open your dictionary. Find the words you don't know.

Word List: The Park and Playground

Dictionary page 224

- | | | |
|---------------------------------------|---|---|
| <input type="checkbox"/> bike path | <input type="checkbox"/> slide | <input type="checkbox"/> climb the bars |
| <input type="checkbox"/> tennis court | <input type="checkbox"/> pull the wagon | <input type="checkbox"/> have a picnic |
| <input type="checkbox"/> bench | <input type="checkbox"/> push the swing | |

2. Match the words.

- | | |
|--------------------|------------------------|
| <u>5</u> a. push | 1. the bars |
| ___ b. play tennis | 2. the wagon |
| ___ c. sit | 3. on the bike path |
| ___ d. climb | 4. on the tennis court |
| ___ e. pull | 5. the swing |
| ___ f. ride a bike | 6. on the bench |

3. Label the picture. Use the words in the box.

~~swings~~

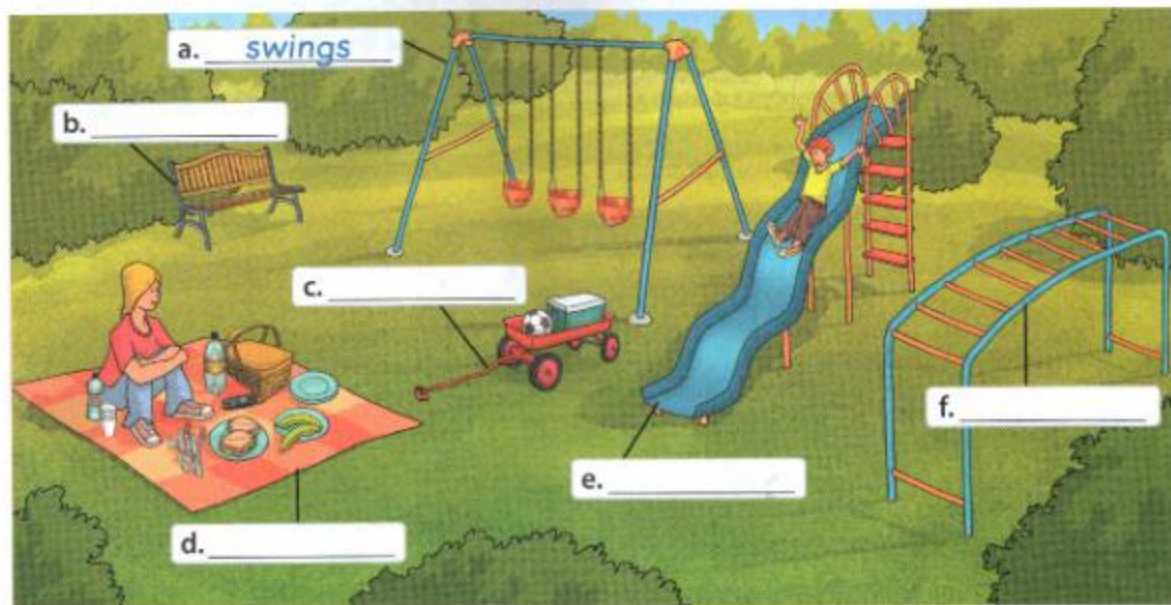
slide

bench

picnic

wagon

bars





1. Check (✓) the things people bring to the beach. Use your dictionary for help.

Word List: The Beach

Dictionary page 225

ocean

surfboard

lifeguard

sand castle

wave

beach chair

beach umbrella

pier

sand

2. Unscramble the sentences.

a. ocean is The blue. The ocean is blue.

b. The large. are waves _____

c. the pier. is The lifeguard on _____

d. a We're sand making castle. _____

e. the beach. There's sand at _____

3. Look at the picture. Read the sentences. Number the people.



1. Paul has a surfboard.

2. Lou is a lifeguard.

3. Erika is making a sand castle.

4. Marta is sitting in a beach chair.

5. Ray is in the ocean.

6. Grace has a beach umbrella.





1. Check (✓) the words you know. Open your dictionary. Find the words you don't know.

Word List: Outdoor Recreation
Dictionary page 226

<input type="checkbox"/> fishing	<input type="checkbox"/> tent	<input type="checkbox"/> backpack
<input type="checkbox"/> camping	<input type="checkbox"/> sleeping bag	<input type="checkbox"/> fishing pole
<input type="checkbox"/> hiking	<input type="checkbox"/> life vest	<input type="checkbox"/> canteen

2. Read the sentences. Circle the correct words.

- | | |
|--|--|
| a. Use a tent for <u>camping</u> / fishing. | d. A backpack is good for <u>hiking</u> / fishing. |
| b. Use a life vest for <u>hiking</u> / fishing. | e. Use a <u>tent</u> / fishing pole for fishing. |
| c. Put water in a <u>canteen</u> / sleeping bag. | f. Camping, fishing, and hiking are types of outdoor <u>recreation</u> / life vests. |

3. Read the ad. Answer the questions.

GREAT OUTDOORS

Fishing pole: \$64.99 This week only

Tent: \$49.00 - \$139.00

Backpack: Was \$72.99 Now \$49.99

- | | |
|--|----------------|
| a. How much is the fishing pole? | <u>\$64.99</u> |
| b. How much is the backpack? | _____ |
| c. How much are the tents? | _____ |
| d. Jack buys a fishing pole and a backpack. The tax is \$10.04. What is the total? | _____ |

Challenge Look at the ad in Exercise 3. What type of store is this?



1. Check (✓) the sports you like. Use your dictionary for help.

Word List: Winter and Water Sports
Dictionary page 227

<input type="checkbox"/> skiing	<input type="checkbox"/> ice skating	<input type="checkbox"/> sailing	<input type="checkbox"/> snorkeling
<input type="checkbox"/> snowboarding	<input type="checkbox"/> waterskiing	<input type="checkbox"/> surfing	<input type="checkbox"/> scuba diving

2. Cross out the word that doesn't belong.

- | | | |
|-----------------|------------------------|---------------|
| a. waterskiing | ice skating | snorkeling |
| b. surfing | sailing | winter sports |
| c. snowboarding | skiing | snorkeling |
| d. snorkeling | sailing | scuba diving |
| e. ice skating | skiing | water sports |

3. Look at the pictures. Circle the correct words.



- a. He likes waterskiing / scuba diving.
- b. She likes snorkeling / skiing.



- c. She likes winter / water sports.
- d. She really likes sailing / surfing.



- e. She likes winter / water sports.
- f. Her favorite sport is skiing / snowboarding.





1. Check (✓) the things you like to watch. Use your dictionary for help.

Word List: Individual Sports

Dictionary page 228

bowling

golf

tennis

boxing

gymnastics

track and field

cycling

skateboarding

2. Match the words with the pictures.

1.



2.



3.



4.



5.



5 a. boxing

___ c. skateboarding

___ e. bowling

___ b. golf

___ d. track and field

3. Label the pictures. Use the words in the box.

golf

~~boxing~~

gymnastics

cycling

tennis

skateboarding



a. boxing



b. _____



c. _____



d. _____



e. _____



f. _____

Challenge Name three individual sports that are dangerous.





1. Check (✓) the words you know. Open your dictionary. Find the words you don't know.

Word List: Team Sports

Dictionary page 229

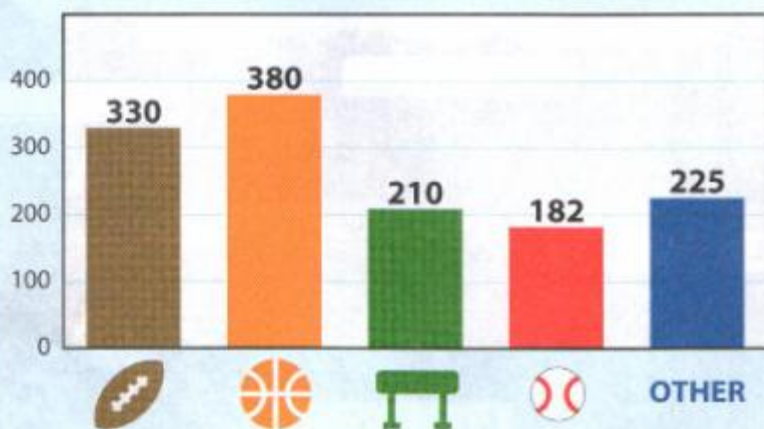
- | | |
|-------------------------------------|-------------------------------------|
| <input type="checkbox"/> score | <input type="checkbox"/> baseball |
| <input type="checkbox"/> coach | <input type="checkbox"/> football |
| <input type="checkbox"/> player | <input type="checkbox"/> soccer |
| <input type="checkbox"/> official | <input type="checkbox"/> ice hockey |
| <input type="checkbox"/> basketball | <input type="checkbox"/> volleyball |

2. Complete the words. Write the letters.

- | | |
|------------------------------|-------------------------------|
| a. p <u>l</u> a <u>y</u> e r | d. s c _____ |
| b. c _____ ch | e. _____ oll _____ b _____ ll |
| c. s _____ cc _____ | f. o _____ ic _____ l |

3. Study the graph. Answer the questions.

What Sports Do People Like to Watch?



- a. What is the favorite sport to watch? basketball
- b. How many people like to watch gymnastics? _____
- c. How many people like to watch football? _____
- d. How many people like baseball? _____
- e. Name three "other" sports. _____





1. Check (✓) the things you can do. Use your dictionary for help.

Word List: Sports Verbs

Dictionary page 230

 pitch catch shoot dive hit kick jump stretch throw pass

2. Unscramble the words.

a. sasp p a s s

e. thicp p _____ c _____

b. thoso sh _____ t

f. whrot _____ r o _____

c. ikkc k _____

g. pumj _____ p

d. veid _____ v _____

h. chertts _____ t _____ c h

3. Label the pictures. Use the words in the box.

throw

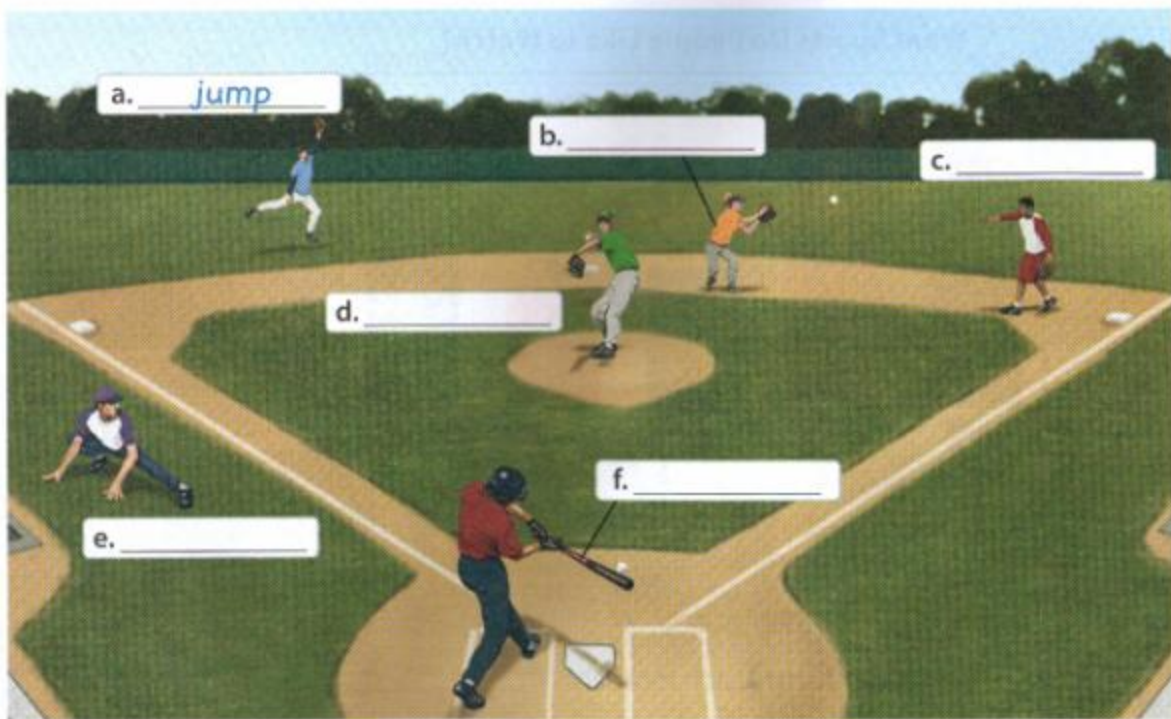
~~jump~~

catch

pitch

hit

stretch



Challenge Look at the picture in Exercise 3. What sport are they playing?





1. Check (✓) the things you have at home. Use your dictionary for help.

Word List: Sports Equipment

Dictionary page 231

- | | | |
|--|---------------------------------------|-----------------------------------|
| <input type="checkbox"/> golf club | <input type="checkbox"/> bowling ball | <input type="checkbox"/> uniform |
| <input type="checkbox"/> tennis racket | <input type="checkbox"/> soccer ball | <input type="checkbox"/> baseball |
| <input type="checkbox"/> volleyball | <input type="checkbox"/> baseball bat | <input type="checkbox"/> football |
| <input type="checkbox"/> basketball | | |

2. Match the words with the pictures.

- 5 a. tennis racket 1.
 ___ b. football
 ___ c. baseball
 ___ d. basketball
 ___ e. volleyball
 ___ f. uniform




3. Complete the crossword puzzle.

ACROSS

2. bowling ____
 4. ____ equipment
 5. tennis ____

DOWN

1. golf ____
 2. baseball ____
 3. ____ ball





1. Check (✓) the words you know. Open your dictionary. Find the words you don't know.

Word List: Hobbies and Games

Dictionary pages 232-233

- | | | |
|---|-------------------------------------|---|
| <input type="checkbox"/> play games | <input type="checkbox"/> board game | <input type="checkbox"/> oil paint |
| <input type="checkbox"/> paint | <input type="checkbox"/> dice | <input type="checkbox"/> paintbrush |
| <input type="checkbox"/> knit | <input type="checkbox"/> checkers | <input type="checkbox"/> watercolor |
| <input type="checkbox"/> play cards | <input type="checkbox"/> chess | <input type="checkbox"/> yarn |
| <input type="checkbox"/> video game console | <input type="checkbox"/> canvas | <input type="checkbox"/> knitting needles |


2. Write the words in the chart. Use all the words in the Word List.

Game Words		Hobby Words	
a.	<i>play games</i>	h.	
b.		i.	
c.		j.	
d.		k.	
e.		l.	
f.		m.	
g.		n.	
		o.	

3. Read the sentences. Write *T* (true) or *F* (false).


- | | |
|--|----------|
| a. You can paint with watercolors. | <u>T</u> |
| b. You need two knitting needles and yarn to knit. | — |
| c. Chess and cards are board games. | — |
| d. Checkers is a card game. | — |
| e. You need two dice for checkers. | — |
| f. You need a TV or a computer for video games. | — |

4. Look at the picture. Circle the correct words.



- Today is Thanksgiving. We're playing hobbies / games and having fun.
- My brothers are playing cards / chess.
- Our friends are playing a board / paint game.
- My cousin and I are playing our favorite dice / video game.
- Grandma is painting / knitting. It's her favorite canvas / hobby.

5. Study the graph. Answer the questions.



- What percent of people like to read? 35%
- What percent like to knit? _____
- What percent like to paint? _____
- What is the number one hobby? _____





1. Check (✓) the things you have at home. Use your dictionary for help.

Word List: Electronics and Photography

Dictionary page 234

CD boombox

headphones

DVD player

MP3 player

flat screen TV

speakers

dock

(universal) remote

2. Complete the words. Write the letters.

a. r_e_m_o_t_e

d. ____e_a____ers

b. d_____

e. h_____d____h_o____es

c. D__D p_____y_e____

f. __D b_____b_____

3. Label the pictures. Use the words in the box.

DVD player

~~CD boombox~~

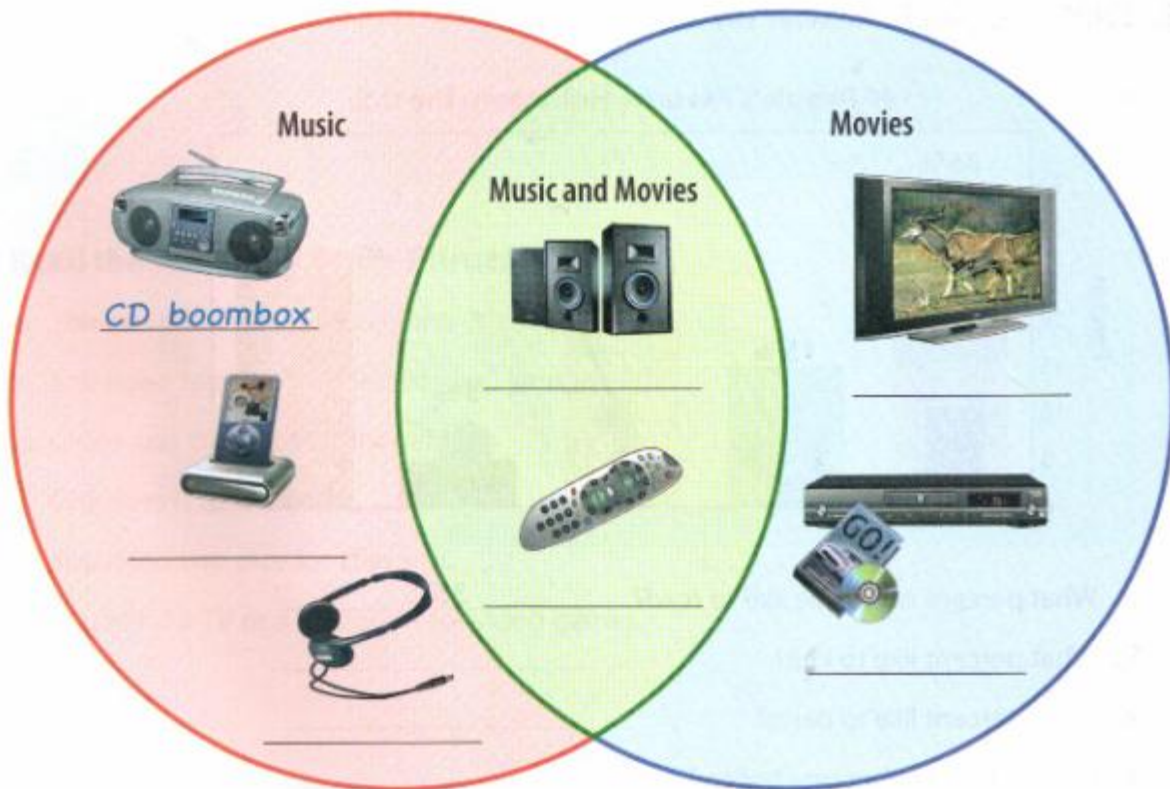
speakers

remote

MP3 player

headphones

flat screen TV



4. Check (✓) the words you know. Open your dictionary. Find the words you don't know.

Word List: Electronics and Photography

Dictionary page 235

- | | | |
|---|---------------------------------------|---------------------------------------|
| <input type="checkbox"/> digital camera | <input type="checkbox"/> battery pack | <input type="checkbox"/> rewind |
| <input type="checkbox"/> memory card | <input type="checkbox"/> record | <input type="checkbox"/> fast forward |
| <input type="checkbox"/> camcorder | <input type="checkbox"/> play | <input type="checkbox"/> pause |

5. Match the words.

- | | |
|---------------------|--------------|
| <u>2</u> a. battery | 1. forward |
| ___ b. memory | 2. pack |
| ___ c. fast | 3. card |
| ___ d. digital | 4. the movie |
| ___ e. play | 5. camera |

6. Look at the pictures. Put the sentences in order (1-6).



- ___ They record their day at the park.
- ___ They pause the tape and make popcorn.
- 1 The Ortiz family has a new digital camcorder.
- ___ Now the children are tired. They fast forward to the end.
- ___ They play the family movie on their TV.
- ___ They rewind the funny parts and watch them again.





1. Check (✓) programs you watch. Use your dictionary for help.

Word List: Entertainment

Dictionary page 236

news program

talk show

game show

sitcom

soap opera

sports program

cartoon

reality show

drama

2. Match the words with the sentences.

5 a. news program

1. It's for kids.

___ b. sitcom

2. It's funny.

___ c. drama

3. It's serious.

___ d. sports program

4. It shows football, baseball, or other sports.

___ e. cartoon

5. It tells you about the world.

3. Look at the pictures. Write T (true) or F (false).



a. It's a news program. T



b. It's a reality show. ___



c. It's a soap opera. ___



d. It's a talk show. ___



e. It's a game show. ___



f. It's a sitcom. ___

4. Check (✓) the movies and music you like. Use your dictionary. Find the words you don't know.

Word List: Entertainment

Dictionary page 237

Types of Movies

- comedy
 tragedy
 action
 mystery

Types of Music

- classical jazz
 blues pop
 rock

5. Cross out the word that doesn't belong.

- | | | |
|------------|-------------------|-----------|
| a. jazz | action | blues |
| b. comedy | action | classical |
| c. tragedy | pop | classical |
| d. rock | pop | movies |
| e. music | action | mystery |


6. Label the movie posters. Use the words in the box.

comedy

tragedy

action

mystery



a. _____



b. _____



c. _____



d. _____

4. Check (✓) the movies and music you like. Use your dictionary. Find the words you don't know.

Word List: Entertainment
Dictionary page 237


Types of Movies	Types of Music	
<input type="checkbox"/> comedy	<input type="checkbox"/> classical	<input type="checkbox"/> jazz
<input type="checkbox"/> tragedy	<input type="checkbox"/> blues	<input type="checkbox"/> pop
<input type="checkbox"/> action	<input type="checkbox"/> rock	
<input type="checkbox"/> mystery		

5. Cross out the word that doesn't belong.


- | | | |
|------------|-------------------|-----------|
| a. jazz | action | blues |
| b. comedy | action | classical |
| c. tragedy | pop | classical |
| d. rock | pop | movies |
| e. music | action | mystery |

6. Label the movie posters. Use the words in the box.

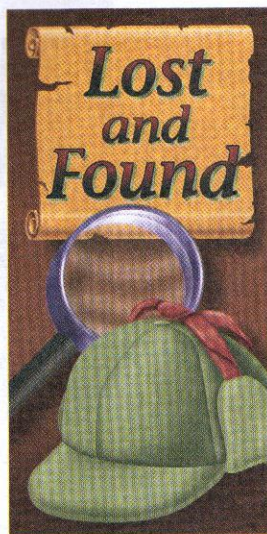
comedy
tragedy
action
mystery




a. _____



b. _____



c. _____



d. _____





1. Check (✓) the words you know. Open your dictionary. Find the words you don't know.

Word List: Music

Dictionary page 238

- | | | |
|---|-----------------------------------|----------------------------------|
| <input type="checkbox"/> play an instrument | <input type="checkbox"/> clarinet | <input type="checkbox"/> trumpet |
| <input type="checkbox"/> sing a song | <input type="checkbox"/> violin | <input type="checkbox"/> piano |
| <input type="checkbox"/> flute | <input type="checkbox"/> guitar | <input type="checkbox"/> drums |

2. Match the words with the pictures.



- 5 a. trumpet ___ c. clarinet ___ e. guitar
 ___ b. flute ___ d. violin ___ f. drum

3. Look at the picture. Read the sentences. Number the people.

1. Jim plays the guitar.
2. Ella sings the songs.
3. Matt plays the drums.
4. Scott plays the piano.
5. Miles plays the trumpet.



Challenge Do you play an instrument?





1. Check (✓) the words you know. Open your dictionary. Find the words you don't know.

Word List: Holidays

Dictionary page 239

- | | | |
|------------------------------------|--|---|
| <input type="checkbox"/> parade | <input type="checkbox"/> mask | <input type="checkbox"/> feast |
| <input type="checkbox"/> fireworks | <input type="checkbox"/> jack-o'-lantern | <input type="checkbox"/> ornament |
| <input type="checkbox"/> flag | <input type="checkbox"/> costume | <input type="checkbox"/> Christmas tree |

2. Unscramble the words.

- | | |
|-------------------------------------|--|
| a. readap p <u>a</u> r a <u>d</u> e | d. stafe f _____ s _____ |
| b. fgla f _____ | e. cemtosu c _____ t _____ e |
| c. ksam m _____ | f. kerifsrow _____ r e _____ o r _____ |

3. Label the pictures. Write the numbers.

- costume
- ornament
- fireworks
- ~~mask~~
- parade
- Christmas tree
- flag
- jack-o'-lantern



Challenge Name a holiday that has fireworks. Name a holiday that has a parade.





1. Check (✓) the words you know. Open your dictionary. Find the words you don't know.

Word List: Birthday Party

Dictionary pages 240-241

- | | | |
|--------------------------------------|--------------------------------------|--------------------------------|
| <input type="checkbox"/> decorations | <input type="checkbox"/> videotape | <input type="checkbox"/> hide |
| <input type="checkbox"/> deck | <input type="checkbox"/> make a wish | <input type="checkbox"/> bring |
| <input type="checkbox"/> present | <input type="checkbox"/> blow out | <input type="checkbox"/> wrap |

2. Label the pictures. Complete the sentences. Use the words in the box.

~~Wrap~~

videotape

present

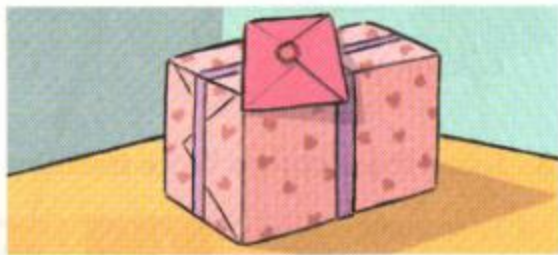
deck

decorations

Blow out



a. Wrap the present.



b. The _____ is on the table.



c. The _____ are blue and orange.



d. The woman is on the _____.




e. _____ the candles.



f. We always _____ family parties.

3. Read the story. Circle the correct words.



- a. Today is Ramon's birthday / present.
- b. There are red and white decks / decorations in the yard.
- c. There's a present / wish for Ramon on the deck.
- d. Right now Ramon is hiding / making a wish.
- e. Then he will wrap / blow out the candles.
- f. Ramon's wife is videotaping / making the party.
- g. His son is hiding / bringing.
- h. Ramon is having a great time at his decorations / party.

4. What about you? Answer the questions. Answer *Yes, I do* or *No, I don't*.

- a. Do you like birthday parties? _____.
- b. Do you like to give presents to people? _____.
- c. Do you like to videotape parties and special events? _____.





Another Look (Unit 1)


Look at the picture. There are more than five items that begin with the letter *p*. Find and circle them. Use your dictionary pages 2–29 for help.





Label the pictures. Use the words in the box. Then find the words in the puzzle.
Use your dictionary pages 30–45 for help.

tall	hungry	grandmother	children	exercise
bottle	curly	drive	graduate	toddler



h	a	t	o	d	d	l	e	r	g
u	n	d	p	l	o	l	c	e	r
n	b	o	t	t	l	e	h	p	a
g	i	g	p	c	p	o	i	m	n
r	n	r	i	t	o	u	l	m	d
y	z	a	m	a	r	u	d	t	m
e	o	d	s	l	y	e	r	e	o
r	c	u	r	l	y	j	e	q	t
t	a	a	b	r	n	a	n	u	h
n	v	t	f	c	d	r	i	v	e
e	x	e	r	c	i	s	e	e	r





Read the sentences. Complete the picture. Use your dictionary pages 46–65 for help.

- There's a sofa in the living room.
- There's a coffee table in front of the sofa.
- There are a table and two chairs in the kitchen.
- There's a flowerbed in the yard.
- There's a dresser in the bedroom.
- There's a shower in the bathroom.





Circle 10 things in the picture from Unit 4. Then write the words below the picture. Use your dictionary pages 66–85 for help.



oranges



Read the words. Look at the pictures. Circle the clothes and accessories you see. Use your dictionary pages 86–103 for help.



a.

- blouse
- tie
- briefcase



b.

- sweatpants
- T-shirt
- shorts



c.

- watch
- necklace
- earrings



d.

- evening gown
- tuxedo
- short skirt



e.

- overalls
- knit top
- sandals



f.

- lab coat
- robe
- pajamas

Label the pictures. Use the words in the box. Then find the words in the puzzle. Use your dictionary pages 104-123 for help.

arm	eye	doctor	headache	heart
mouth	nose	nurse	toe	toothbrush



a. nurse



b. _____



c. _____



d. _____

t o o t h b r u s h
 o v n e e y e n h e
 a m r e a u m d u a
 f a n u r s e y o d
 p d o c t o r e l a
 a r s r r a y r d c
 r a e s i m o u t h
 m r m t e i n t o e



e. _____



f. _____



g. _____



h. _____



i. _____



j. _____




Read the sentences. Complete the picture. Use your dictionary pages 124–149 for help.

- a. There's a coffee shop next to the bookstore.
- b. There's a pedestrian in the crosswalk.
- c. There's a mailbox next to the bus stop.
- d. There's a bus in the street.
- e. There's a police officer on the corner.
- f. There's litter on the sidewalk.





What's wrong with the picture? Complete the sentences. Use the words in the box. Use your dictionary pages 150–163 for help.



speed limit motorcycle tires car ~~bicycle~~ trunk taxi helicopter

- The bicycle is on the building.
- The _____ is on the street.
- The _____ is in the air.
- The _____ sign says 85.
- The _____ is on the sidewalk.
- The _____ is turning right.
- The minivan has no _____.
- The _____ of the convertible is open.



Label the pictures. Use the words in the box. Then find the words in the puzzle.
Use your dictionary pages 164–187 for help.

cashier
nurse

paycheck
resume


gardener
interview

tools
office

~~construction~~
factory



a. construction



b. _____




c. _____



d. _____



e. _____



f. _____




g. _____



h. _____




i. _____



j. _____




Circle 10 things in the picture from Unit 10. Then write the words below the picture. Use your dictionary pages 188–207 for help.



printer



What's wrong with the picture? Complete the sentences. Use the words in the box. Use your dictionary pages 208–221 for help.



wings

~~dolphin~~

palm tree

pig


swordfish

nest

- a. There's a dolphin in the lake.
- b. There's snow on the _____.
- c. A _____ is drinking from the lake.
- d. The dog is sitting on a _____.
- e. The frog has _____.
- f. There's a _____ in the tree.



Circle 10 things in the picture from Unit 12. Then write the words below the picture. Use your dictionary pages 222–241 for help.



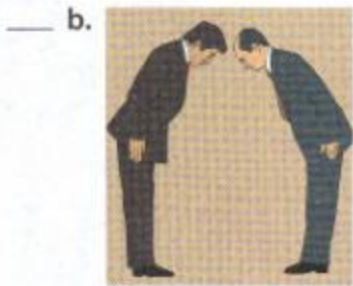


paintbrush _____



Meeting and Greeting pages 2 and 3, CD 1, Track 2

Listen and number the pictures.



Personal Information page 4, CD 1, Track 3

Listen and check (✓) the correct answers.

a. M-A-R-C-O

366-1382

b. 714 Main Street

June 19, 1981

c. Miami

90022

d. *Marco Ramirez*

Marco Ramirez

e. 9242 First Street

Florida

f. Miami

Florida

School page 5, CD 1, Track 4

Listen and complete the words.

a. c l e r k

b. t e c r

c. a

d. o i c

e. p n c i a

f. a t e a

A Classroom

 pages 6 and 7, CD 1, Track 5

Listen and check (✓) the words you hear.

- a. chair
 desk
 sit down
- b. teacher
 students
 classroom
- c. close your textbooks
 close your workbooks
 open your workbooks
- d. listening to the teacher
 talking to the teacher
 standing with the teacher
- e. pen
 pencil
 computer
- f. sit down
 stand up
 listen to the students

Studying

 pages 8 and 9, CD 1, Track 6

Listen and look at the pictures. Write **T** (true) or **F** (false).

T a.



___ b.



___ c.



___ d.



___ e.



___ f.



Succeeding in School



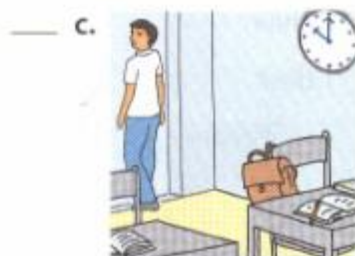


 page 10, CD 1, Track 7

Listen and check (✓) the correct boxes.

- | | At Home | At School |
|----|-------------------------------------|--------------------------|
| a. | <input checked="" type="checkbox"/> | <input type="checkbox"/> |
| b. | <input type="checkbox"/> | <input type="checkbox"/> |
| c. | <input type="checkbox"/> | <input type="checkbox"/> |
| d. | <input type="checkbox"/> | <input type="checkbox"/> |
| e. | <input type="checkbox"/> | <input type="checkbox"/> |

A Day at School page 11, CD 1, Track 8

Listen to Miguel's story. Then listen again and put the pictures in order (1-6).



Everyday Conversation page 12, CD 1, Track 9

Listen and check (✓) the correct answers.

- | | | |
|--|---|--|
| a. <input type="checkbox"/> This is great. | c. <input type="checkbox"/> That's OK. | e. <input type="checkbox"/> No. It's good. |
| <input checked="" type="checkbox"/> Thank you very much. | <input type="checkbox"/> Yes, it is. | <input type="checkbox"/> Thank you. |
| b. <input type="checkbox"/> It's great. | d. <input type="checkbox"/> That's OK. | |
| <input type="checkbox"/> I'm sorry. | <input type="checkbox"/> Tell me about your family. | |

Weather page 13, CD 1, Track 10

Listen and complete the forecast. Use the words in the box.

cold ~~sunny~~ cloudy windy rain

- | | |
|-------------------------------|--------------------------|
| a. Monday
60° <u>sunny</u> | d. Thursday
42° _____ |
| b. Tuesday
50° _____ | e. Friday
48° _____ |
| c. Wednesday
35° _____ | |

The Telephone

pages 14–15, CD 1, Track 11

Listen and check (✓) the correct pictures.

a.



b.



c.



d.



e.



Numbers

page 16, CD 1, Track 12

Listen and write the numbers.

a. 60124

d. _____

b. _____

e. _____

c. _____

f. _____

Measurements

page 17, CD 1, Track 13

Listen and match.

- | | | |
|----------|-------------------------|--------------|
| <u>6</u> | a. the table | 1. 1/2 |
| ___ | b. John's test | 2. 100% |
| ___ | c. new students | 3. 33 inches |
| ___ | d. students from Mexico | 4. 1/4 |
| ___ | e. height of the chair | 5. 50% |
| ___ | f. speak English | 6. 38 inches |

Time pages 18 and 19, CD 1, Track 14

Listen and write the times. Then circle *a.m.* or *p.m.*

a. 8:00 a.m. / p.m.

d. _____ a.m. / p.m.

b. _____ a.m. / p.m.

e. _____ a.m. / p.m.

c. _____ a.m. / p.m.

f. _____ a.m. / p.m.

The Calendar pages 20 and 21, CD 1, Track 15

Listen and check (✓) the words you hear.

a. today

c. Saturday

e. September

tomorrow

Sunday

November

yesterday

Monday

December

b. Monday

d. day

f. June

Tuesday

date

July

Thursday

year

January

Calendar Events page 22, CD 1, Track 16

Listen and number the pictures.

___ a.



___ b.



___ c.



___ d.



1 e.



___ f.



Describing Things

 page 23, CD 1, Track 17

Listen and check (✓) the correct answers.

- a. The class is easy. d. The TV is little.
 The class is difficult. The TV is big.
- b. The car is cheap. e. The baby is beautiful.
 The car is expensive. The baby is difficult.
- c. The weather is good.
 The weather is bad.

Colors

 page 24, CD 1, Track 18

Listen to the story. Then listen again and write the colors.
Use the words in the box.

blue green ~~red~~ yellow purple black

- a. Sam likes red.
- b. Maria likes _____.
- c. Nayla likes _____.
- d. Mel likes _____.
- e. Pam likes _____.
- f. Gladys likes _____.

Prepositions

 page 25, CD 1, Track 19

Listen and look at the picture. Write T (true) or F (false).

- a. T
- b. _____
- c. _____
- d. _____
- e. _____
- f. _____






Money page 26, CD 1, Track 20




Listen and complete the words.

- a. m o n e y
b. ___ e ___ y
c. ___ i ___ e l
d. ___ ___ m ___
e. ___ u ___ t ___ r
f. ___ o ___ a ___

Shopping page 27, CD 1, Track 21

Listen and number the pictures.

___ a.  1 b.  ___ c. 

___ d.  ___ e.  ___ f. 

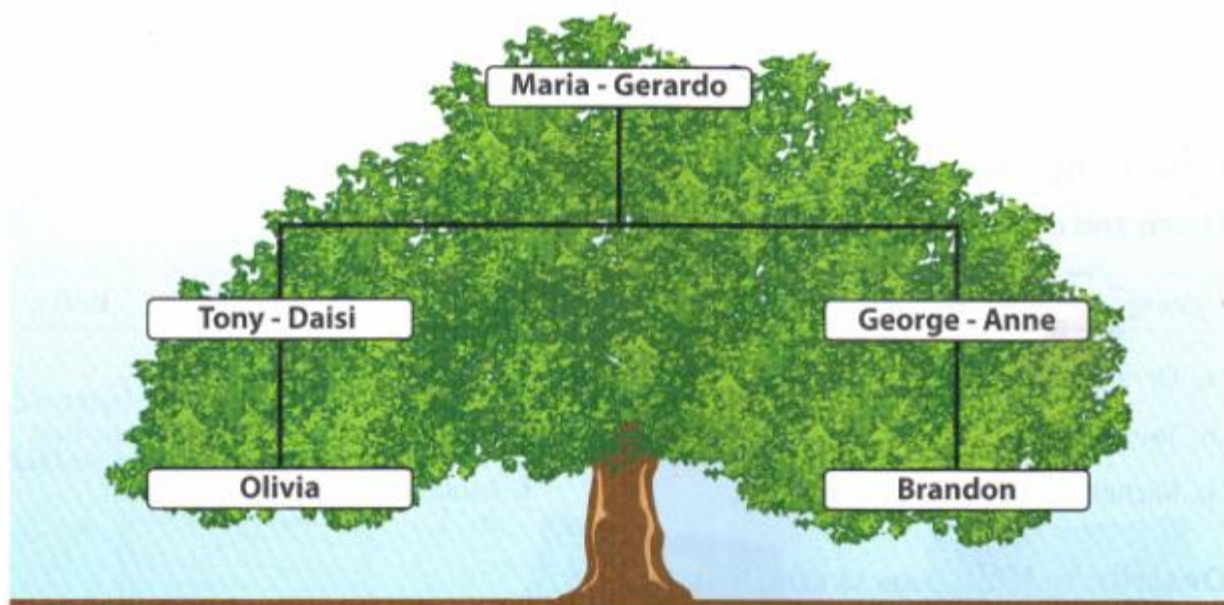
Same and Different pages 28 and 29, CD 1, Track 22

Listen to the story. Then listen again and check (✓) the correct boxes.

	Tommy	Mike	Tommy and Mike
a. They're shopping.	<input type="checkbox"/>	<input type="checkbox"/>	<input checked="" type="checkbox"/>
b. He likes to shop.	<input type="checkbox"/>	<input type="checkbox"/>	<input type="checkbox"/>
c. He wants to go to the park.	<input type="checkbox"/>	<input type="checkbox"/>	<input type="checkbox"/>
d. They get new sweaters.	<input type="checkbox"/>	<input type="checkbox"/>	<input type="checkbox"/>
e. He gets a green sweater.	<input type="checkbox"/>	<input type="checkbox"/>	<input type="checkbox"/>
f. He gets a navy blue sweater	<input type="checkbox"/>	<input type="checkbox"/>	<input type="checkbox"/>

Families pages 34 and 35, CD 1, Track 26

Listen and check (✓) the correct answers.



a. Gerardo

Tony

George

b. Brandon

Olivia

Anne

c. Daisi

Anne

Maria

d. Olivia

Ann

Brandon

e. Gerardo

George

Tony

f. Maria

George

Olivia

Childcare and Parenting pages 36 and 37, CD 1, Track 27

Listen to Inez and Adan. Then listen again and put the sentences in order (1–6).

___ a. They kiss him goodnight.

___ d. They feed Eric.

___ b. They read and play.

___ e. They play and sing.

1 c. They change Eric's diaper.

___ f. They bathe Eric.

Daily Routines pages 38 and 39, CD 1, Track 28

Listen and check (✓) all the activities you hear.

a. get up

exercise

go to school

take a shower

b. eat lunch

work

watch TV

have dinner

c. exercise

come home

do homework

go to bed

d. get up

read

eat lunch

clean the house

Life Events and Documents pages 40 and 41, CD 1, Track 29

Listen and write *T* (true) or *F* (false).

- a. He needs a diploma. F d. They want to buy a home.
b. They start school tomorrow. e. He needs to become a citizen.
c. They want to get married. f. He needs a birth certificate.

Feelings pages 42 and 43, CD 1, Track 30

Listen to the story. Then listen again and check the correct boxes.

	Mary	Frank
a. hot	<input checked="" type="checkbox"/>	<input type="checkbox"/>
b. excited	<input type="checkbox"/>	<input type="checkbox"/>
c. worried	<input type="checkbox"/>	<input type="checkbox"/>
d. comfortable	<input type="checkbox"/>	<input type="checkbox"/>
e. tired	<input type="checkbox"/>	<input type="checkbox"/>
f. happy	<input type="checkbox"/>	<input type="checkbox"/>
g. hungry	<input type="checkbox"/>	<input type="checkbox"/>

A Family Reunion pages 44 and 45, CD 1, Track 31

Look at the picture. Listen and check the correct answers.



- a. family reunion c. 13 e. a banana
 a baseball game 6 glad
b. having a good time d. Ricardo's opinions
 misbehaving Ricardo's relatives

The Home pages 46 and 47, CD 1, Track 32

Listen and check (✓) the words you hear.

- a. bedroom
 kitchen
 bathroom
- b. basement
 attic
 garage
- c. window
 roof
 door
- d. kids' bedroom
 baby's room
 dining area
- e. windows
 living room
 floor


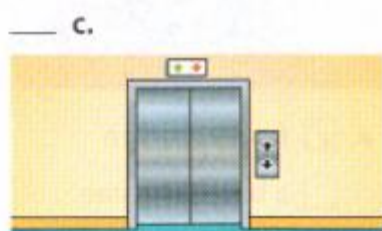
Finding a Home pages 48 and 49, CD 1, Track 33

Listen to Denise's story. Then listen again and check (✓) the answers.

- a. What does Denise need?
 an apartment
 a manager
- b. Where does she look?
 classified ads
 Internet listings
- c. Does the nice apartment include utilities?
 yes
 no
- d. Does Denise get the apartment?
 yes
 no
- e. What does she need to do?
 sign the rental agreement
 paint
- f. What is she doing now?
 packing
 meeting the neighbors

Apartments pages 50 and 51, CD 1, Track 34

Listen and number the pictures.




A Dining Area

 page 55, CD 1, Track 38

Listen and draw the things you hear.

a.  b.  c. 

d.  e.  f. 

A Living Room

 page 56, CD 1, Track 39



Listen to the conversation. Then listen again and check (✓) the things in the living room.



- a. armchair c. sofa e. fireplace
b. carpet d. coffee table f. floor lamp



A Bathroom



 page 57, CD 1, Track 40



Listen and check (✓) the correct pictures.

1. a.  b. 

2. a.  b. 

3. a.  b. 

4. a.  b. 

5. a.  b. 

A Bedroom

 page 58, CD 1, Track 41

Listen and check (✓) the words you hear.

- | | |
|---|--------------------------------------|
| a. <input type="checkbox"/> night table | d. <input type="checkbox"/> sheet |
| <input checked="" type="checkbox"/> bedroom | <input type="checkbox"/> night table |
| b. <input type="checkbox"/> curtains | e. <input type="checkbox"/> closet |
| <input type="checkbox"/> closet | <input type="checkbox"/> lamp |
| c. <input type="checkbox"/> lamp | f. <input type="checkbox"/> dresser |
| <input type="checkbox"/> blanket | <input type="checkbox"/> pillow |

The Kids' Bedroom

 page 59, CD 1, Track 42

Listen and write the words.

- a. toy
- b. _____
- c. _____
- d. _____
- e. _____
- f. _____

Housework

 page 60, CD 1, Track 43

Listen to the story. Then listen again and put the sentences in order (1-6).

- | | |
|-----------------------------------|--------------------------------|
| <u>1</u> They make the bed. | _____ They sweep the floors. |
| _____ They dust the furniture. | _____ They take out the trash. |
| _____ They mop the kitchen floor. | _____ They wash the dishes. |

Cleaning Supplies

 page 61, CD 1, Track 44

Listen and match.

- | | |
|-------------------------|-----------------------|
| <u>3</u> a. rags | 1. in the living room |
| _____ b. rubber gloves | 2. on the patio |
| _____ c. broom | 3. in the bathroom |
| _____ d. mop | 4. in the yard |
| _____ e. bucket | 5. in the garage |
| _____ f. vacuum cleaner | 6. in the kitchen |

Household Problems and Repairs pages 62 and 63, CD 1, Track 45

Listen and check (✓) the problems.

- a. The roof is leaking.
 The power is out.
 The sink is leaking.
- b. The window is broken.
 The lock is broken.
 The pipe is broken.
- c. The sink is overflowing.
 The toilet is overflowing.
 They have mice.
- d. They need a locksmith.
 They have cockroaches.
 They have termites.
- e. The window is leaking.
 The window is broken.
 The water heater is broken.

The Tenant Meeting pages 64 and 65, CD 1, Track 46

Listen to the conversation. Then listen again and complete the invitation.
Use the words in the box.

music Dance ~~party~~ rules roommate DJ noise

It's Maria's birthday. We're having a party a. !

Come sing "Happy Birthday" to our favorite roommate b. .

Saturday, 8:00 p.m.

Dance the DJ c. !

Great music d. !!

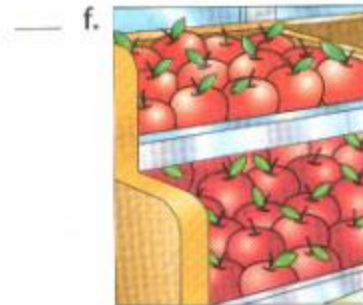
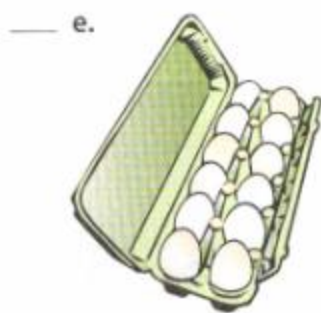

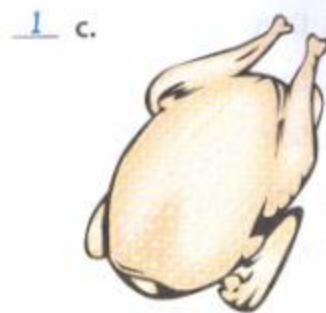

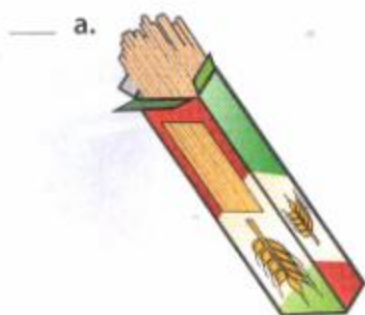
music e. all night!!!

No noise f. !!!!!

Come make some DJ g. !!!!!

Back from the Market pages 66 and 67, CD 1, Track 47

Listen and number the pictures.



Fruit page 68, CD 1, Track 48

Listen and check (✓) the words you hear.

- a. apple
 banana
 lemon

- c. oranges
 grapes
 apples

- e. strawberries
 peaches
 oranges

- b. grapes
 peaches
 apples

- d. peaches
 melons
 oranges

Vegetables page 69, CD 1, Track 49

Listen and complete the list.

a. l e t t u c e

b. p _____ er _____

c. c _____ n

d. o _____ o _____ s

e. _____ e _____ y

Meat and Poultry page 70, CD 1, Track 50

Listen and match.

- | | |
|-----------------|------------|
| <u>3</u> a. Don | 1. bacon |
| ___ b. Lee | 2. steak |
| ___ c. Sue | 3. ham |
| ___ d. Ted | 4. chicken |
| ___ e. Katya | 5. turkey |

Seafood and Deli page 71, CD 1, Track 51

Listen and write the prices.

1. \$6.99
2.
3.
4.
5.

A Grocery Store pages 72 and 73, CD 1, Track 52

Who is speaking? Listen and check (✓) the correct boxes.

	Customer	Cashier	Manager	Bagger
a.	<input checked="" type="checkbox"/>	<input type="checkbox"/>	<input type="checkbox"/>	<input type="checkbox"/>
b.	<input type="checkbox"/>	<input type="checkbox"/>	<input type="checkbox"/>	<input type="checkbox"/>
c.	<input type="checkbox"/>	<input type="checkbox"/>	<input type="checkbox"/>	<input type="checkbox"/>
d.	<input type="checkbox"/>	<input type="checkbox"/>	<input type="checkbox"/>	<input type="checkbox"/>
e.	<input type="checkbox"/>	<input type="checkbox"/>	<input type="checkbox"/>	<input type="checkbox"/>

Containers and Packaging page 74, CD 1, Track 53

Listen and number the pictures.

___ a.



___ b.



1 c.



___ d.



___ e.



___ f.



Weights and Measurements page 75, CD 1, Track 54

Listen and match.

5 a. oil

___ b. yogurt

___ c. sugar

___ d. cheese

___ e. milk

___ f. flour

1. a pint

2. a cup

3. a gallon

4. a pound

5. a tablespoon

6. a teaspoon

Food Preparation and Safety pages 76 and 77, CD 1, Track 55

Listen and check (✓) the words you hear.

a. chill

cook

clean

b. roasted

boiled

scrambled

c. fried

barbecued

clean

d. chill

slice

chop

e. cut up

cook

mix

f. preheat

preparation

peel

Kitchen Utensils

 page 78, CD 1, Track 56

Listen and check (✓) the correct answers.

- a. a frying pan
 a can opener
- b. a wooden spoon
 a vegetable peeler
- c. a lid
 a can opener
- d. a pot
 a grater
- e. a frying pan
 a steamer
- f. a mixing bowl
 a lid

Fast Food Restaurant

 page 79, CD 1, Track 57

Listen and draw the orders you hear.

a.  

b.  

c.  

d.  

A Coffee Shop Menu

 pages 80 and 81, CD 1, Track 58

Listen to the conversation. Then listen again and complete the order. Use the words in the box.

salads

soup

sandwich

pie

~~coffee~~

FOOD ORDER FORM

- 1 *soda*
- 1 coffee
- 2 *dinner* _____
- 1 *turkey* _____
- 1 *chicken* _____
- 1 *apple* _____

Casual, Work, and Formal Clothes

 pages 88 and 89, CD 1, Track 62

Listen to Hector. Then listen again and match the people and clothing.

- 2 a. Ricardo 1. uniform
___ b. Paulo 2. sweatpants
___ c. Isabel 3. shorts
___ d. Veronica 4. tie
___ e. Hector 5. overalls

Seasonal Clothing

 page 90, CD 2, Track 2

Listen and circle the correct words.

- a. Sam needs a new jacket / scarf.
b. Bella has a raincoat / coat in the car.
c. You need to wear your gloves / sunglasses.
d. Do you have sunglasses / gloves?
e. That raincoat / scarf is very nice.
f. Do I need my gloves / raincoat today?

Underwear and Sleepwear

 page 91, CD 2, Track 3

Listen to the ad. Then listen again and write the prices.

MARVIN'S *We've got what you need today*

a. \$2.50
b. _____
c. _____
d. _____
e. _____
f. _____

Workplace Clothing pages 92 and 93, CD 2, Track 4

Listen and check (✓) the things the people need.

- a. name tag
- tool belt
- b. hard hat
- work shirt
- c. face mask
- scrubs
- d. lab coat
- badge
- e. work gloves
- safety glasses
- f. polo shirt
- coveralls

Shoes and Accessories pages 94 and 95, CD 2, Track 5

Listen and circle the correct words.

- a. Bracelets / Necklaces are on sale in the jewelry department.
- b. High heels / Tennis shoes are on sale in the shoe department.
- c. Belts / Backpacks are on sale for children.
- d. Belts / Ties are on sale in the men's department.
- e. Watches / Purses are on sale in the women's accessories department.

Describing Clothes pages 96 and 97, CD 2, Track 6

Listen and look at the pictures. Write T (true) or F (false).



- a. T
- b. ___
- c. ___
- d. ___
- e. ___
- f. ___

Making Clothes pages 98 and 99, CD 2, Track 7

Listen and number the pictures.

___ a.



___ b.



___ c.



___ d.



___ e.



1 f.



Making Alterations page 100, CD 2, Track 8

Listen and put the alterations in order (1-5).

- ___ lengthen the skirt
- ___ shorten the pants
- ___ let out the coat
- 1 sew the hem
- ___ take in the jacket

Doing the Laundry page 101, CD 2, Track 9

Listen and complete the words. Write the letters.

- a. la u n d r y d. i _____
b. w _____ e _____ e. _____ d
c. _____ e _____ f. _____ a _____ r

A Garage Sale pages 102 and 103, CD 2, Track 10

Look at the picture. Listen and write *T* (true) or *F* (false).



- a. F c. _____ e. _____
b. _____ d. _____ f. _____

The Body pages 104–105, CD 2, Track 11

Listen and complete the words. Write the letters.

- a. n e c k d. c _____ e _____
b. a _____ e. m _____ u _____
c. n _____ e f. f _____ er _____

Inside and Outside the Body

 pages 106 and 107, CD 2, Track 12

Listen and check (✓) the correct categories.

- a. parts of the face
 parts of the arm
- b. parts of the mouth
 parts of the brain
- c. parts of the arm
 parts of the leg
- d. names of bones
 names of the senses
- e. things inside the body
 types of muscles

Personal Hygiene

 pages 108 and 109, CD 2, Track 13

Listen and check (✓) the correct sentences.

- a. He's using shampoo.
 He's using sunscreen.
- b. She's using dental floss.
 She's using toothpaste.
- c. He's using shaving cream.
 He's using a toothbrush.
- d. He's using a razor.
 He's using shampoo.
- e. They need sunscreen.
 They're taking a bath.

Symptoms and Injuries

 page 110, CD 2, Track 14

Listen and check (✓) the correct pictures.

- a.  
- b.  
- c.  
- d.  
- e.  

Illnesses and Medical Conditions page 111, CD 2, Track 15

Listen and write *T* (true) or *F* (false).

- a. Mr. Brown has high blood pressure. F
- b. Mr. Juarez has an ear infection.
- c. Ms. Lin has asthma.
- d. Dr. Smith has the flu.
- e. Mr. Valdez has chicken pox.
- f. Mr. Clark has diabetes.

A Pharmacy pages 112 and 113, CD 2, Track 16

Listen and match.

- | | |
|--------------------------------------|--------------|
| <u> 4 </u> a. pills | 1. 2 |
| <u> </u> b. prescription number | 2. 1 |
| <u> </u> c. capsules | 3. two drops |
| <u> </u> d. tablets | 4. 3 |
| <u> </u> e. eye drops | 5. 24587 |

Taking Care of Your Health pages 114 and 115, CD 2, Track 17

Listen to the story. Then listen again and put the pictures in order (1–6).



Medical Emergencies page 116, CD 2, Track 18

Listen and write the words you hear. Use the words in the box.

hurt ~~ambulance~~ choke paramedics break burn

- a. ambulance d. _____
b. _____ e. _____
c. _____ f. _____

First Aid page 117, CD 2, Track 19

Listen to the conversation. Check (✓) the things they have.

- | | | | |
|--|-----------------------------------|--|---------------------------------------|
| <input checked="" type="checkbox"/> tweezers | <input type="checkbox"/> ice pack | <input type="checkbox"/> adhesive bandages | <input type="checkbox"/> Sterile tape |
| <input type="checkbox"/> gauze | <input type="checkbox"/> stitches | <input type="checkbox"/> first aid manual | <input type="checkbox"/> CPR |

Medical Care page 118, CD 2, Track 20

Listen and number the pictures.



Dental Care page 119, CD 2, Track 21

Listen and complete the words. Write the letters.

a. de n t is t

b. te _____ h

c. fi _____ i _____ g

d. _____ w _____

e. c _____ vi _____

f. h _____ gi _____ is _____

A Hospital pages 120 and 121, CD 2, Track 22

Listen and match.

3 a. Dr. Lee

_____ b. Dr. West

_____ c. Dr. Omedi

_____ d. Dr. Martinez

_____ e. Dr. Reese

1. obstetrician

2. pediatrician

3. cardiologist

4. internist

5. psychiatrist

A Health Fair pages 122 and 123, CD 2, Track 23

Look at the picture. Listen and write **T** (true) or **F** (false).



a. T

b. _____

c. _____

d. _____

e. _____

f. _____


Downtown pages 124 and 125, CD 2, Track 24

Listen and number the pictures.

___ a.



___ b.



1 c.



___ d.



___ e.



___ f.



City Streets pages 126 and 127, CD 2, Track 25

Listen and check (✓) all the words you hear.

a. coffee shop

supermarket

movie theater

b. bakery

church

school

c. gym

community college

synagogue

d. factory

motel

mosque

e. shopping mall

stadium

coffee shop

An Intersection pages 128 and 129, CD 2, Track 26

Listen and complete the sentences. Use the words in the box.

mailbox

~~space~~

corner

crosswalk

sidewalk

meter

a. There's a parking space over there.

b. The _____ is on the corner.

c. I don't see a parking _____.

d. Please use the _____.

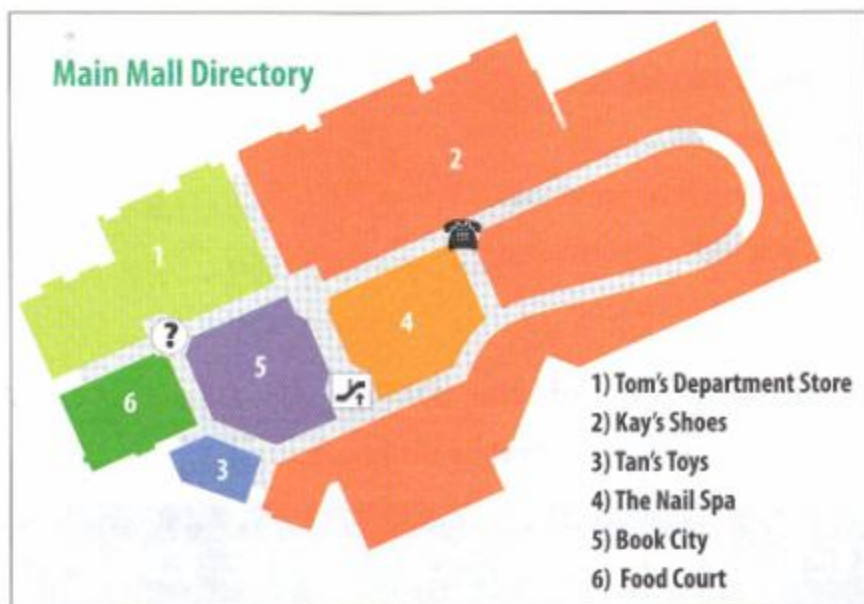
e. The bike is on the _____.

f. There's a laundromat on the _____.

A Mall pages 130 and 131, CD 2, Track 27

Look at the directory. Listen and write the numbers.

- a. 2
- b. ___
- c. ___
- d. ___
- e. ___
- f. ___



The Bank page 132, CD 2, Track 28

Listen and complete the sentences. Use the words in the box.

number teller deposit cash ~~balance~~ customer

- a. Your balance is on your statement.
- b. You can _____ a check at the bank.
- c. Please write your account _____ here.
- d. The _____ is at the bank.
- e. Use your ATM card to make a _____.
- f. The _____ is writing the account balance.

The Library page 133, CD 2, Track 29

Listen to Ben's story. Then listen again and check (✓) all the words you hear.

- a. library card
- b. fine
- c. return
- d. check out
- e. author
- f. library clerk
- g. title

The Post Office page 134 and 135, CD 2, Track 30

Listen to the story. Then listen again and put the sentences in order (1-6).

- ___ Tia goes to the post office.
- ___ She addresses the envelope.
- ___ She mails the card.
- 1 Tia puts the card in an envelope.
- ___ She puts a stamp on the envelope.
- ___ She buys a book of stamps.

Department of Motor Vehicles (DMV) pages 136 and 137, CD 2, Track 31

Listen and circle the correct window numbers.



- a. Window 1 2 3 4 5
- b. Window 1 2 3 4 5
- c. Window 1 2 3 4 5
- d. Window 1 2 3 4 5
- e. Window 1 2 3 4 5

Government and Military Service pages 138 and 139, CD 2, Track 32

Listen and write *T* (true) or *F* (false).

- a. T
- b. ___
- c. ___
- d. ___
- e. ___
- f. ___
- g. ___
- h. ___
- i. ___



Civic Rights and Responsibilities page 140, CD 2, Track 33

Listen and check (✓) all the words you hear.

- a. obey the laws
- pay taxes
- fair trial
- b. vote
- obey
- serve
- c. citizenship
- civic rights
- free speech
- d. live in the U.S.
- take a citizenship test
- requirements
- e. rights
- responsibilities
- freedom of religion

The Legal System page 141, CD 2, Track 34

Listen and number the pictures.



Crime page 142, CD 2, Track 35

Listen and write the crime words. Use the words in the box.

~~vandalism~~ shoplifting burglary drunk driving mugging

- a. vandalism
- b. _____
- c. _____
- d. _____
- e. _____

Public Safety pages 143, CD 2, Track 36

Look at the pictures. Listen and write **T** (true) or **F** (false).



Emergencies and Natural Disasters page 144, CD 2, Track 37

Listen and match.

- | | |
|------------------------|-------------------|
| <u>5</u> a. California | 1. hurricane |
| — b. Asia | 2. airplane crash |
| — c. Nicaragua | 3. flood |
| — d. New York | 4. tsunami |
| — e. China | 5. earthquake |
| — f. India | 6. blizzard |

Emergency Procedures pages 146 and 147, CD 2, Track 38

Listen to the conversation. Then listen again and check (✓) the correct boxes.

	Have	Don't Have
a. canned food	<input checked="" type="checkbox"/>	<input type="checkbox"/>
b. can opener	<input type="checkbox"/>	<input type="checkbox"/>
c. flashlight	<input type="checkbox"/>	<input type="checkbox"/>
d. batteries	<input type="checkbox"/>	<input type="checkbox"/>
e. blankets	<input type="checkbox"/>	<input type="checkbox"/>
f. water	<input type="checkbox"/>	<input type="checkbox"/>

Community Cleanup pages 148 and 149, CD 2, Track 39

Look at the pictures. Listen and write *T* (true) or *F* (false).



- | | |
|-------------|--------|
| a. <u>I</u> | d. ___ |
| b. ___ | e. ___ |
| c. ___ | f. ___ |

Basic Transportation pages 150–151, CD 2, Track 40

Listen and check (✓) the words you hear.

- | | | |
|---|--|------------------------------------|
| a. <input type="checkbox"/> car | c. <input type="checkbox"/> helicopter | e. <input type="checkbox"/> street |
| <input type="checkbox"/> taxi | <input type="checkbox"/> plane | <input type="checkbox"/> passenger |
| <input checked="" type="checkbox"/> bus | <input type="checkbox"/> motorcycle | <input type="checkbox"/> truck |
| b. <input type="checkbox"/> bus stop | d. <input type="checkbox"/> train | |
| <input type="checkbox"/> subway station | <input type="checkbox"/> subway | |
| <input type="checkbox"/> airport | <input type="checkbox"/> bicycle | |

Public Transportation page 152, CD 2, Track 41

Listen and complete the words. Write the letters.

- | | |
|----------------------------|------------------------------|
| a. t <u>o</u> k <u>e</u> n | d. sch ___ d _____ |
| b. ___ a _____ | e. t _____ ns _____ |
| c. t ___ c _____ | f. tr _____ p _____ at _____ |











Prepositions of Motion page 153, CD 2, Track 42

Listen and put the directions in order (1-3).

- a. ___ Get on the highway. b. ___ Get out of the taxi. c. ___ Walk up the steps.
 1 Drive through the ___ Go under the bridge. ___ Go over the bridge.
 tunnel. ___ Walk down the steps. ___ Get out of the car.
 ___ Get off the highway.

Traffic Signs page 154, CD 2, Track 43

Listen and check (✓) the correct signs.

- a.   b.  
- c.   d.  
- e.  

Directions and Maps page 155, CD 2, Track 44

Listen and check (✓) the correct sentences.

- a. She needs to turn right.
 She needs to go straight.
- b. He needs to go south.
 He needs to go east.
- c. He can stop here.
 He can turn left.
- d. She can go straight.
 She needs to stop.
- e. She needs to go west.
 She needs to turn north.
- f. He needs to turn right.
 He needs to turn left.

Cars and Trucks

 page 156, CD 2, Track 45

Listen and number the pictures.

a. ____



b. ____



c. ____



d. 1



e. ____



f. ____



Buying and Maintaining a Car

 page 157, CD 2, Track 46

Listen to the story. Then listen again and check (✓) the things Tom does.

- | | |
|---|---|
| <input type="checkbox"/> He looks at car ads. | <input type="checkbox"/> He gets the title from the seller. |
| <input checked="" type="checkbox"/> He asks a lot of questions about the car. | <input type="checkbox"/> He registers the car. |
| <input type="checkbox"/> He takes the car to a mechanic. | <input type="checkbox"/> He checks the oil. |
| <input type="checkbox"/> He negotiates a price. | |

Parts of a Car

 pages 158 and 159, CD 2, Track 47

Listen and circle the words you hear.

- Please look under the car / hood.
- Turn on your windshield wipers / headlights.
- Please open the gas tank / trunk.
- I need to clean the windshield / tires.
- There's a problem with the bumper / engine.
- Please check the hand brake / rearview mirror.
- Use your turn signal / steering wheel to turn right or left.
- I usually sit in the backseat / front seat.

An Airport pages 160 and 161, CD 2, Track 48

Listen and match.

- | | |
|------------------|--------------------|
| <u>4</u> a. 6:30 | 1. check bags |
| ___ b. 2 | 2. check in |
| ___ c. 4 | 3. emergency exits |
| ___ d. 5:00 | 4. land |
| ___ e. 12:15 | 5. board the plane |
| ___ f. 7 | 6. take off |

Taking a Trip pages 162 and 163, CD 2, Track 49

Listen to the story. Then listen again and put the pictures in order (1-5).

a. ___



b. 1



c. ___



d. ___



e. ___





The Workplace, pages 164 and 165, CD 2, Track 50

Listen and check (✓) the words you hear.

- | | | |
|---|---|--------------------------------------|
| a. <input checked="" type="checkbox"/> supervisor | c. <input type="checkbox"/> employees | e. <input type="checkbox"/> paycheck |
| <input type="checkbox"/> receptionist | <input type="checkbox"/> boss | <input type="checkbox"/> deductions |
| <input type="checkbox"/> payroll clerk | <input type="checkbox"/> pay stub | <input type="checkbox"/> wages |
| b. <input type="checkbox"/> time clock | d. <input type="checkbox"/> time clock | |
| <input type="checkbox"/> wages | <input type="checkbox"/> safety regulations | |
| <input type="checkbox"/> workplace | <input type="checkbox"/> entrance | |

Jobs and Occupations A–C page 166, CD 3, Track 2

Listen and number the pictures.



Jobs and Occupations C–H page 167, CD 3, Track 3

Listen and check (✓) the person you hear.

- | | |
|---|--|
| a. <input type="checkbox"/> gardener | d. <input type="checkbox"/> dental assistant |
| <input checked="" type="checkbox"/> hairdresser | <input type="checkbox"/> home health care aide |
| b. <input type="checkbox"/> delivery person | e. <input type="checkbox"/> florist |
| <input type="checkbox"/> computer technician | <input type="checkbox"/> home health care aide |
| c. <input type="checkbox"/> firefighter | |
| <input type="checkbox"/> garment worker | |

Jobs and Occupations H–P page 168, CD 3, Track 4

Listen and complete the words. Write the letters.

- | | |
|---------------------------|----------------------------|
| a. m <u>o</u> <u>v</u> er | d. m ___ s ___ c ___ a ___ |
| b. n _____ e | e. m _____ i _____ is ___ |
| c. p ___ in _____ r | f. ___ o _____ a ___ e ___ |




Jobs and Occupations P-W page 169, CD 3, Track 5




Listen and circle the correct words.

- a. My name is Paulo. I'm a truck driver / security guard.
- b. I'm Oscar. I'm a welder / veterinarian.
- c. Hi. I'm Karina. I'm a social worker / veterinarian.
- d. I'm a postal worker / social worker. It's a full-time job.
- e. I like to work with people. I'm a retail clerk / receptionist.
- f. I work at a shoe store. I'm a stock clerk / retail clerk.

Job Skills page 170, CD 3, Track 6

Listen and look at the pictures. Write T (true) or F (false).

F a.  — b.  — c. 

— d.  — e.  — f. 

Office Skills page 171, CD 3, Track 7

Listen and write the words you hear. Use the words in the box.

print leave ~~take~~ copy fax staple

- a. Please take a message. d. Please _____ a message.
- b. Please _____ these documents. e. Please _____ this document.
- c. Please _____ the document. f. Please _____ these documents.

Career Planning page 172, CD 3, Track 8

Listen and complete the words. Write the letters.

a. ca r e e r

d. p ____ m ____ t ____ o ____

b. t ____ a i ____ i ____

e. i ____ e r n ____ i ____

c. j ____ f ____ i r

f. c ____ n ____ e ____

Job Search page 173, CD 3, Track 9

Listen and check (✓) the correct pictures.



Interview Skills page 174, CD 3, Track 10

Listen to the conversation. Then listen again and check (✓) the interview skills you hear.

a. Prepare for the interview.

f. Shake hands.

b. Be neat.

g. Listen carefully.

c. Bring your resume and ID.

h. Ask questions.

d. Don't be late.

i. Write a thank-you note.

e. Turn off your cell phone.

A Factory page 175, CD 3, Track 11

Listen and check (✓) the person you hear.

	factory owner	factory worker	shipping clerk
a.	<input type="checkbox"/>	<input type="checkbox"/>	<input checked="" type="checkbox"/>
b.	<input type="checkbox"/>	<input type="checkbox"/>	<input type="checkbox"/>
c.	<input type="checkbox"/>	<input type="checkbox"/>	<input type="checkbox"/>
d.	<input type="checkbox"/>	<input type="checkbox"/>	<input type="checkbox"/>
e.	<input type="checkbox"/>	<input type="checkbox"/>	<input type="checkbox"/>
f.	<input type="checkbox"/>	<input type="checkbox"/>	<input type="checkbox"/>

Landscaping and Gardening page 176, CD 3, Track 12

Listen and number the pictures.



Farming and Ranching page 177, CD 3, Track 13

Listen and write the words you hear. Use the words in the box.

wheat hay livestock ~~corn~~ farmer rancher

- a. The corn is in the field. d. The _____ is in the barn.
b. The _____ is in the barn. e. The _____ is on the truck.
c. The _____ is with the livestock. f. The _____ is in the field.

Construction page 178, CD 3, Track 14


Listen and check (✓) the words you hear.

- | | | |
|--|---------------------------------------|-----------------------------------|
| a. <input type="checkbox"/> lay the bricks | c. <input type="checkbox"/> concrete | e. <input type="checkbox"/> paint |
| <input checked="" type="checkbox"/> install the tile | <input type="checkbox"/> construction | <input type="checkbox"/> install |
| b. <input type="checkbox"/> ladder | d. <input type="checkbox"/> bricks | |
| <input type="checkbox"/> wood | <input type="checkbox"/> wood | |

Job Safety page 179, CD 3, Track 15







Look at the picture. Listen and write *T* (true) or *F* (false).

- a. F
- b.
- c.
- d.
- e.
- f.



Tools and Building Supplies pages 180 and 181, CD 3, Track 16

Listen and draw the things you hear.

- | | | |
|--|--|--|
| a.  | b.  | c.  |
| d.  | e.  | f.  |







An Office pages 182 and 183, CD 3, Track 17

Where are they? Listen and match.

- | | |
|----------------------------|----------------------------|
| <u>6</u> a. office manager | 1. in the cubicle |
| ___ b. glue | 2. in the reception area |
| ___ c. stapler | 3. on the file cabinet |
| ___ d. computer technician | 4. next to the computer |
| ___ e. photocopier | 5. in the supply cabinet |
| ___ f. printer | 6. next to the fax machine |

A Hotel page 184, CD 3, Track 18

Listen and number the pictures.

- | | |
|--|--|
| ___ a.  | <u>1</u> b.  |
| ___ c.  | ___ d.  |
| ___ e.  | ___ f.  |

Food Service page 185, CD 3, Track 19

Listen and circle the correct words.

- The dishwasher / head chef is in the kitchen.
- Please put those in the storeroom / walk-in freezer.
- The chef is talking to the diners / servers.
- The cook / chef is in the storeroom.
- The diners are at the restaurant / buffet.
- The cook is talking to the headwaiter / server.

A Bad Day at Work pages 186 and 187, CD 3, Track 20

Look at the pictures. Listen and write **T** (true) or **F** (false).



a. F

b. —



c. —

d. —



e. —

f. —

Schools and Subjects pages 188 and 189, CD 3, Track 21

Listen and circle the correct words.

- Her science / math class is at 10:00.
- She has math / music class at 12:00.
- She has English / chemistry class on Monday, Wednesday, and Friday.
- Her math / ESL class is on Tuesday and Thursday.
- She is taking a history / biology class this semester.
- Her art / music class is on Friday.

English Composition pages 190 and 191, CD 3, Track 22

Listen and write the punctuation.

a. ,

c. —

e. —


b. —


d. —


f. —


Mathematics pages 192 and 193, CD 3, Track 23


Listen and draw what you hear.


a. 

b. 

c. 

d. 

e. 

f. 

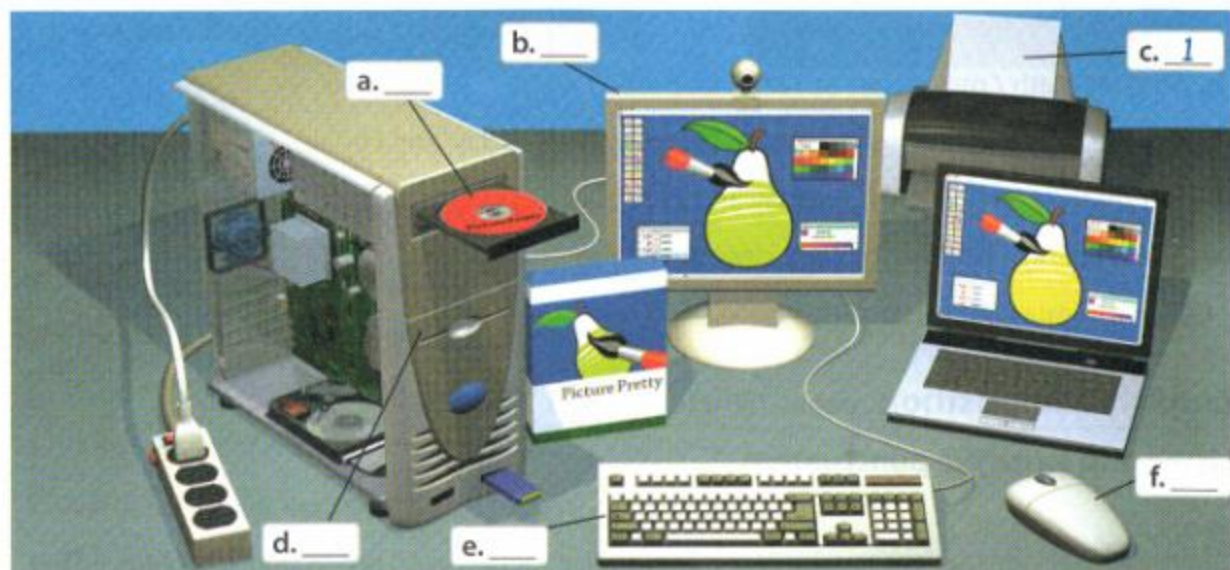
Science pages 194 and 195, CD 3, Track 24

Listen and complete the words. Write the letters.

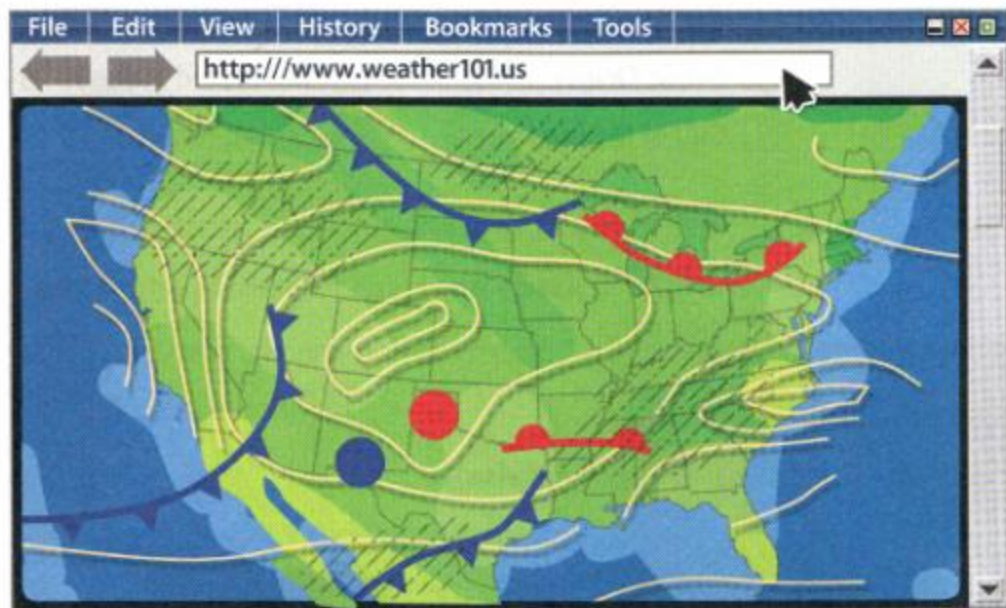
- a. s l i d e d. nu _ _ _ e _ _ s
- b. c _ _ _ _ _ e. b _ _ _ l _ _ g i _ _ _
- c. s _ _ _ g _ _ f. m _ _ _ _ o s c _ _ _ e

Computers page 196, CD 3, Track 25

Listen and number the picture.



Listen and look at the picture. Write T (true) or F (false).



a. F

c. ___

e. ___

b. ___

d. ___

f. ___

U.S. History page 198, CD 3, Track 27

Listen and match the words with the dates.

3 a. 1776

___ b. 1914

___ c. 1791

___ d. 1787

___ e. 1945

1. World War I

2. Bill of Rights

3. Declaration of Independence

4. World War II

5. Constitution

World History page 199, CD 3, Track 28

Listen and check (✓) the correct boxes.

	Explorer	Inventor	Immigrant
a. Ang Lee	<input type="checkbox"/>	<input type="checkbox"/>	<input checked="" type="checkbox"/>
b. Karl Benz	<input type="checkbox"/>	<input type="checkbox"/>	<input type="checkbox"/>
c. Vasco da Gama	<input type="checkbox"/>	<input type="checkbox"/>	<input type="checkbox"/>
d. Emma Goldman	<input type="checkbox"/>	<input type="checkbox"/>	<input type="checkbox"/>
e. Cheng Ho	<input type="checkbox"/>	<input type="checkbox"/>	<input type="checkbox"/>

North and Central America pages 200 and 201, CD 3, Track 29

Listen and check (✓) the words you hear.

- | | | |
|---|--|--|
| a. <input checked="" type="checkbox"/> Canada | c. <input type="checkbox"/> Atlantic Ocean | e. <input type="checkbox"/> El Salvador |
| <input type="checkbox"/> Guatemala | <input type="checkbox"/> Pacific Ocean | <input type="checkbox"/> The United States |
| <input type="checkbox"/> Central America | <input type="checkbox"/> Gulf of Mexico | <input type="checkbox"/> Central America |
| b. <input type="checkbox"/> Belize | d. <input type="checkbox"/> Mexico | |
| <input type="checkbox"/> Costa Rica | <input type="checkbox"/> Honduras | |
| <input type="checkbox"/> Panama | <input type="checkbox"/> Nicaragua | |

World Map pages 202 and 203, CD 3, Track 30

Look at the map. Listen and write *T* (true) or *F* (false).

- a. T
b. ___
c. ___
d. ___
e. ___
f. ___



Geography and Habitats page 204, CD 3, Track 31

Listen and circle the correct words.

- a. The forest / beach is near here.
b. There are many beautiful lakes / deserts in California.
c. There's a rain forest / mountain range near my home.
d. My family lives near the ocean / a river.
e. There's a small lake / island over there.
f. I think geography / the desert is very interesting.

The Universe page 205, CD 3, Track 32

Listen and complete the words. Write the letters.

- a. E a r t h. d. s _____
- b. M _____ e. _____ n
- c. V _____ s f. _____ l _____ t s

A Graduation pages 206 and 207, CD 3, Track 33

Look at the pictures. Listen and check (✓) the answers.

- a. They're at a graduation ceremony.
 It's a serious photo.
- b. Yes, it is.
 No, it isn't.
- c. There are three boys.
 They're wearing caps and gowns.



- d. She's the guest speaker.
 She's at the podium
- e. She's serious.
 She's at the podium.
- f. Yes, she is.
 No, she isn't.



Nature Center pages 208 and 209, CD 3, Track 34


Listen and complete the schedule. Use the words in the box.

Plants Mammals Insect Trees ~~Birds~~

	Saturday
9:00–11:00	For the <u>Birds</u>
11:00–11:50	_____ and Things
1:00–1:50	_____ Time
2:00–3:50	More _____
4:00–4:50	_____, Please

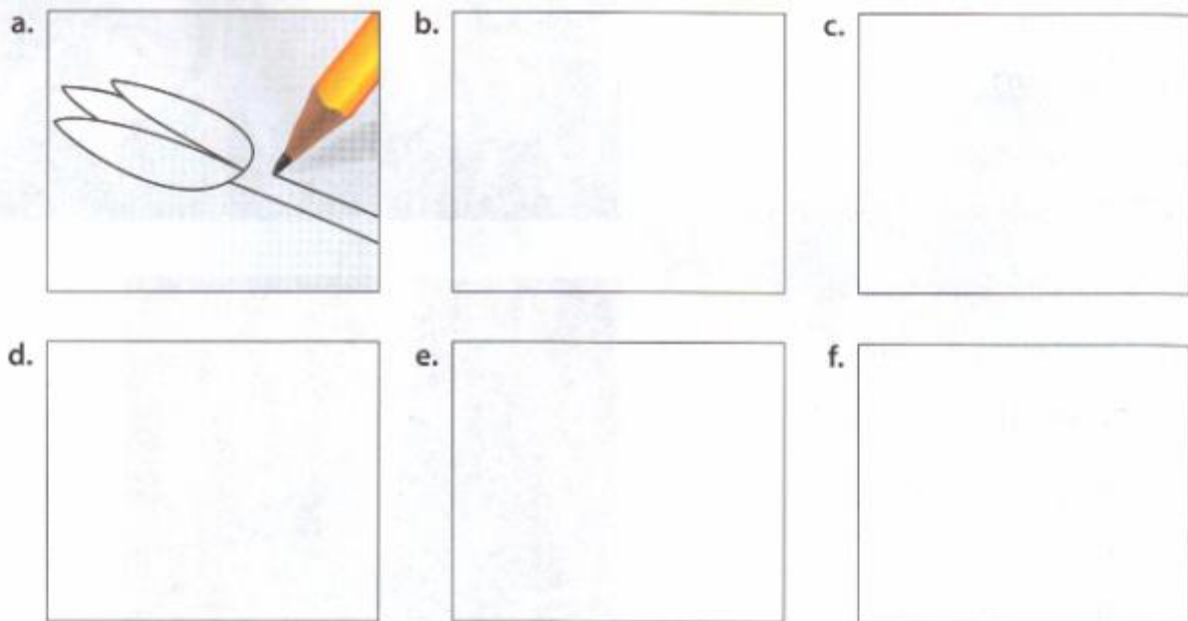
Trees and Plants page 210, CD 3, Track 35

Listen and number the pictures.



Flowers page 211, CD 3, Track 36

Listen and draw what you hear.



Marine Life, Amphibians, and Reptiles pages 212 and 213, CD 3, Track 37

Listen and check (✓) the correct boxes.

	Sea Animal	Reptile	Amphibian
a.	<input type="checkbox"/>	<input checked="" type="checkbox"/>	<input type="checkbox"/>
b.	<input type="checkbox"/>	<input type="checkbox"/>	<input type="checkbox"/>
c.	<input type="checkbox"/>	<input type="checkbox"/>	<input type="checkbox"/>
d.	<input type="checkbox"/>	<input type="checkbox"/>	<input type="checkbox"/>
e.	<input type="checkbox"/>	<input type="checkbox"/>	<input type="checkbox"/>
f.	<input type="checkbox"/>	<input type="checkbox"/>	<input type="checkbox"/>


Birds, Insects, and Arachnids page 214, CD 3, Track 38

Listen and write *T* (true) or *F* (false).

- a. T c. ___ e. ___
b. ___ d. ___ f. ___

Domestic Animals and Rodents page 215, CD 3, Track 39

Look at the picture. Listen and check (✓) the answers.



- a. There are five. c. Yes, there is. e. They're watching the sheep.
 There are two. No, there isn't. It's watching the squirrel.
- b. Yes, there is. d. There are two.
 No, there isn't. There's one.

Mammals pages 216 and 217, CD 3, Track 40

Listen and match the words.

- 5 a. coyotes 1. India
___ b. monkeys 2. China
___ c. gorillas 3. Bolivia and Peru
___ d. camels 4. Africa
___ e. tigers 5. California
___ f. llamas 6. Asia

Energy and Conservation

 pages 218 and 219, CD 3, Track 41







Listen and check (✓) the words you hear.

- | | | |
|---|--|---|
| a. <input type="checkbox"/> solar energy | c. <input type="checkbox"/> air pollution | e. <input type="checkbox"/> oil |
| <input checked="" type="checkbox"/> natural gas | <input type="checkbox"/> hazardous waste | <input type="checkbox"/> recycle |
| <input type="checkbox"/> coal | <input type="checkbox"/> turn off the lights | <input type="checkbox"/> nuclear energy |
| b. <input type="checkbox"/> wind power | d. <input type="checkbox"/> water pollution | |
| <input type="checkbox"/> reduce trash | <input type="checkbox"/> save water | |
| <input type="checkbox"/> air pollution | <input type="checkbox"/> plant a tree | |

U.S. National Parks

 pages 220 and 221, CD 3, Track 42

Listen to the story. Then listen again and put the pictures in order (1-6).

a. _____		c. <u>1</u>	
	b. _____		
d. _____		e. _____	
		f. _____	

Places to Go

 pages 222 and 233, CD 3, Track 43

Where are they going? Listen and check (✓) the correct places.

- | | | |
|--|--|--|
| a. <input checked="" type="checkbox"/> zoo | c. <input type="checkbox"/> county fair | e. <input type="checkbox"/> rock concert |
| <input type="checkbox"/> swap meet | <input type="checkbox"/> movies | <input type="checkbox"/> aquarium |
| <input type="checkbox"/> play | <input type="checkbox"/> nightclub | <input type="checkbox"/> play |
| b. <input type="checkbox"/> opera | d. <input type="checkbox"/> botanical garden | |
| <input type="checkbox"/> amusement park | <input type="checkbox"/> art museum | |
| <input type="checkbox"/> bowling alley | <input type="checkbox"/> classical concert | |

Winter and Water Sports page 227, CD 3, Track 47

Listen and answer the questions. Check (✓) the correct boxes.

	Winter Sport	Water Sport
a.	<input checked="" type="checkbox"/>	<input type="checkbox"/>
b.	<input type="checkbox"/>	<input type="checkbox"/>
c.	<input type="checkbox"/>	<input type="checkbox"/>
d.	<input type="checkbox"/>	<input type="checkbox"/>
e.	<input type="checkbox"/>	<input type="checkbox"/>
f.	<input type="checkbox"/>	<input type="checkbox"/>






Individual Sports page 228, CD 3, Track 48

Listen and complete the words. Write the letters.

- a. s p o r t s d. b ____ in ____
b. g ____ e. b ____ l ____ g
c. t ____ n ____ i ____ f. ____ ____ ing

Team Sports page 229, CD 3, Track 49

Listen and number the pictures.




Sports Verbs page 230, CD 3, Track 50


Listen and circle the words you hear.


- a. Tim is playing basketball. He can shoot / pass very well.
- b. Kayla likes volleyball. She always jumps / dives for the ball.
- c. Patricia is an excellent soccer player. She can really pass / kick the ball.
- d. Simon likes baseball. He can pitch / hit the ball very far.
- e. Marco is a great football player. He always throws / catches the ball.
- f. Linda likes baseball. She always stretches / itches before she plays.


Sports Equipment page 231, CD 3, Track 51


Listen and draw the things you hear.


a. 

b. 

c. 

d. 

e. 

f. 

Hobbies and Games pages 232 and 233, CD 3, Track 52

Listen and check (✓) the correct pictures.

a.  

b.  

c.  

d.  

e.  

Electronics and Photography pages 234 and 235, CD 3, Track 53

Listen and number the pictures.

___ a.



___ b.



1 c.



___ d.



___ e.



___ f.



Entertainment pages 236 and 237, CD 3, Track 54

Listen and write **T** (true) or **F** (false).

- a. He's watching a comedy. T
- b. There's a drama on TV. ___
- c. She's listening to jazz. ___
- d. *California Race* is a reality show. ___
- e. The kids are watching an action movie. ___
- f. *City Line* is a news program. ___

Music page 238, CD 3, Track 55

Listen and circle the correct words.

- a. Tina plays the drums / flute.
- b. Rodrigo practices the guitar / piano every day.
- c. Raquel plays the trumpet / piano very well.
- d. Ming can't play the clarinet / drums, but she can play the flute.
- e. Ali wants to study the violin / flute next year.

Holidays page 239, CD 3, Track 56

Listen and check (✓) all the words you hear.

- | | |
|--|---|
| a. <input checked="" type="checkbox"/> fireworks | c. <input type="checkbox"/> feast |
| <input checked="" type="checkbox"/> parade | <input type="checkbox"/> Christmas tree |
| <input type="checkbox"/> holiday | <input type="checkbox"/> ornament |
| b. <input type="checkbox"/> jack-o'-lantern | d. <input type="checkbox"/> holiday |
| <input type="checkbox"/> costume | <input type="checkbox"/> parade |
| <input type="checkbox"/> mask | <input type="checkbox"/> costumes |

A Birthday Party pages 240 and 241, CD 3, Track 57

Look at the picture. Listen and write **T** (true) or **F** (false).



- | | |
|-------------|--------|
| a. <u>F</u> | d. ___ |
| b. ___ | e. ___ |
| c. ___ | |

OXFORD PICTURE DICTIONARY SECOND EDITION

LOW BEGINNING **Workbook**


Vocabulary reinforcement activities correspond page for page for each topic in the *Dictionary*. A wide range of activity types address individual learning styles and develop critical thinking skills.

NEW! Level-appropriate word lists and activities help learners focus on the most essential vocabulary




NEW! Listening exercises with audio CDs reinforce vocabulary development while building listening skills

The Low Beginning Workbook is part of a complete vocabulary development program


Dictionary available in Monolingual and 13 Bilingual Editions



Workbooks at 3 Levels





Readers




Audio Program




Instructional Support



Assessment



Professional Development



OXFORD
UNIVERSITY PRESS

www.oup.com

To order Oxford University Press publications, please see our latest catalog or contact your local Oxford office or sales representative.

ISBN 978-0-19-474040-1



9 780194 740401