



I Can Read

PHONICS

sentences



digraphs & blends

Created by A Teachable Teacher



 teachable
TEACHER

Thank you for downloading!

I sincerely hope that you find this resource to be useful in your classroom. If you have any questions or suggestions, feel free to contact me via email:
lauren@aTeachableTeacher.com

Let's Connect!



Terms of Use:

- Every page of this resource is copyrighted. You may not use any part of this resource to create another resource.
- This resource is licensed for single classroom use only. Do not redistribute.
- Uploading this resource to the internet is strictly forbidden.
- You may share about the use of this resource on blogs and/or social media, but please credit *A Teachable Teacher* and provide a link when possible.

I Can Read

PHONICS sentences

ck

Name: _____

I Can Read Sentences

Directions: Highlight, circle, or underline all of the word family words. Then read each sentence. Color a smiley face each time you read the page. Read the page three times.

There are two socks.



The duck swims.



That is a long neck.



She packs a lot.



Do you feel sick?



© A Teachable Teacher

Targeted phonics skill in the corner for easy reference

Students interact with the text by highlighting the phonics skill words.

Picture supports provided for targeted phonics skills

Students build fluency by reading the sentences multiple times

ck

Name: _____


I Can Read Sentences

Directions: Highlight, circle, or underline all of the word family words. Then read each sentence. Color a smiley face each time you read the page. Read the page three times.

There are two socks.



The duck swims.



That is a long neck.



She packs a lot.



Do you feel sick?




ch
beg

Name: _____

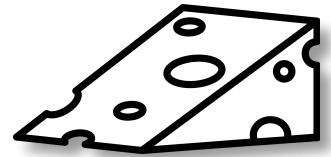
I Can Read Sentences

Directions: Highlight, circle, or underline all of the word family words. Then read each sentence. Color a smiley face each time you read the page. Read the page three times.


The chair feels nice.



I like to eat cheese.



The cherry is red.



What is in the chest?



I can see her chin.




ch
end

Name: _____


I Can Read Sentences

Directions: Highlight, circle, or underline all of the word family words. Then read each sentence. Color a smiley face each time you read the page. Read the page three times.


The beach is hot.



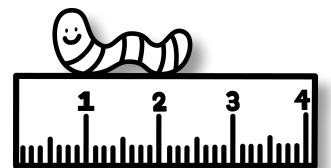
I can sit on the bench.




The big couch is soft.



He moves an inch.



Is it time for lunch?




sh
beg

Name: _____


I Can Read Sentences

Directions: Highlight, circle, or underline all of the word family words. Then read each sentence. Color a smiley face each time you read the page. Read the page three times.


The shark swims by.



Can you find a shell?



The big ship is here.



The shirt is white.



This shoe is too small.



sh
end

Name: _____

I Can Read Sentences

Directions: Highlight, circle, or underline all of the word family words. Then read each sentence. Color a smiley face each time you read the page. Read the page three times.


I can use the brush.




The bush is big.



The fish swims fast.



The dog is on a leash.



Will you wash the car?




th
beg

Name: _____

I Can Read Sentences

Directions: Highlight, circle, or underline all of the word family words. Then read each sentence. Color a smiley face each time you read the page. Read the page three times.


The thermos is hot.




Stop the thief!



The thread is long.



She sits on the throne.



He gives thumbs up.



Name: _____


I Can Read Sentences

Directions: Highlight, circle, or underline all of the word family words. Then read each sentence. Color a smiley face each time you read the page. Read the page three times.


I like to take a bath.



We sit in a booth.




Do you like math?



The tooth is white.



We walk on the path.




wh

Name: _____


I Can Read Sentences

Directions: Highlight, circle, or underline all of the word family words. Then read each sentence. Color a smiley face each time you read the page. Read the page three times.


The blue whale is big.




Do you use a whisk?



I can see the wheel.



His whiskers are long.



The boy can whistle.




kn

Name: _____


I Can Read Sentences

Directions: Highlight, circle, or underline all of the word family words. Then read each sentence. Color a smiley face each time you read the page. Read the page three times.

He uses the knife.




I see the knight.




She knits it.



The knob can turn.



Can you knock on it?




ph

Name: _____


I Can Read Sentences

Directions: Highlight, circle, or underline all of the word family words. Then read each sentence. Color a smiley face each time you read the page. Read the page three times.


The dolphin jumps.



I see the elephant.




The gopher comes out.



Who is on the phone?



They are in the photo.



wr

Name: _____

I Can Read Sentences

Directions: Highlight, circle, or underline all of the word family words. Then read each sentence. Color a smiley face each time you read the page. Read the page three times.

She wraps the gifts.




The wreath is up.



It was in a wreck.



This is my wrist.



What can you write?




bl

Name: _____

I Can Read Sentences

Directions: Highlight, circle, or underline all of the word family words. Then read each sentence. Color a smiley face each time you read the page. Read the page three times.


The blanket is warm.




Will they blend?




The blimp flies high.



The blocks are fun.



She can blow it up.




c

Name: _____


I Can Read Sentences

Directions: Highlight, circle, or underline all of the word family words. Then read each sentence. Color a smiley face each time you read the page. Read the page three times.

The clam is open.




He claps for her.




Can you climb up?



The club hits it.



The clown is funny.




fl

Name: _____


I Can Read Sentences

Directions: Highlight, circle, or underline all of the word family words. Then read each sentence. Color a smiley face each time you read the page. Read the page three times.

The flamingo is pink.




The tire is flat.




She likes to float.



Did you floss?



That is a big fly.



gl

Name: _____


I Can Read Sentences

Directions: Highlight, circle, or underline all of the word family words. Then read each sentence. Color a smiley face each time you read the page. Read the page three times.

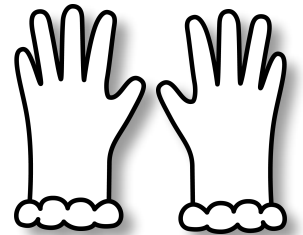
What is in the glass?



I pick the globe up.




She wears gloves.



He lost his glasses.



Can you open the glue?




pl

Name: _____


I Can Read Sentences

Directions: Highlight, circle, or underline all of the word family words. Then read each sentence. Color a smiley face each time you read the page. Read the page three times.

The plane goes high.




The planet is far away.




I see the plant grow.



Can we go play?



Plug it in.




sl

Name: _____


I Can Read Sentences

Directions: Highlight, circle, or underline all of the word family words. Then read each sentence. Color a smiley face each time you read the page. Read the page three times.


They like to sled.




He can sleep.




Can we slide down?



I wear slippers.



The slug goes slow.




br

Name: _____


I Can Read Sentences

Directions: Highlight, circle, or underline all of the word family words. Then read each sentence. Color a smiley face each time you read the page. Read the page three times.


I can see the brain.



The branch is long.



I can eat the bread.



The bride is happy.



Can you brush it on?



cr

Name: _____

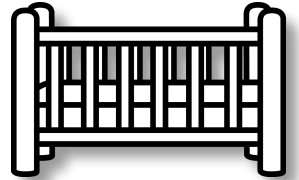
I Can Read Sentences

Directions: Highlight, circle, or underline all of the word family words. Then read each sentence. Color a smiley face each time you read the page. Read the page three times.


She makes a craft.



Is she in the crib?




He wears a crown.



Why does he cry?



The bell has a crack.



dr

Name: _____


I Can Read Sentences

Directions: Highlight, circle, or underline all of the word family words. Then read each sentence. Color a smiley face each time you read the page. Read the page three times.


The dragon is happy.




He likes to draw.




What does he dream?



This is her dress.



She plays the drums.



fr

Name: _____


I Can Read Sentences

Directions: Highlight, circle, or underline all of the word family words. Then read each sentence. Color a smiley face each time you read the page. Read the page three times.


Fran has freckles.




They are friends.



The frog can jump.



The frame is empty.



Why do you frown?




gr

Name: _____

I Can Read Sentences

Directions: Highlight, circle, or underline all of the word family words. Then read each sentence. Color a smiley face each time you read the page. Read the page three times.

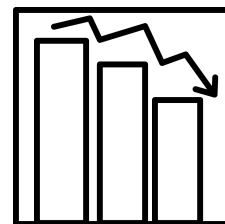
Can you grab it?




My grandma is nice.



The graph goes down.



That is a big grin.



How big did he grow?




pr

Name: _____


I Can Read Sentences

Directions: Highlight, circle, or underline all of the word family words. Then read each sentence. Color a smiley face each time you read the page. Read the page three times.


He is the president.




The pretzel is good.



I can see the prince.



Can you print it?



He got a prize.




tr

Name: _____


I Can Read Sentences

Directions: Highlight, circle, or underline all of the word family words. Then read each sentence. Color a smiley face each time you read the page. Read the page three times.


The trap is set.




I take the trash out.



The tree is tall.



She has a triangle.



Did you win a trophy?




Name: _____


I Can Read Sentences

Directions: Highlight, circle, or underline all of the word family words. Then read each sentence. Color a smiley face each time you read the page. Read the page three times.

I want a big scoop.




Do you go to school?




He has a scar.



I see the scarecrow.



The scarf is long.



sn

Name: _____


I Can Read Sentences

Directions: Highlight, circle, or underline all of the word family words. Then read each sentence. Color a smiley face each time you read the page. Read the page three times.


This is a good snack.



The snail goes slow.




I can snap.



She has to sneeze.



Do you like to snorkel?



sp

Name: _____


I Can Read Sentences

Directions: Highlight, circle, or underline all of the word family words. Then read each sentence. Color a smiley face each time you read the page. Read the page three times.


He can spin the ball.




The spatula is flat.




I can see the spider.



Clean up the spill.



The sponge is wet.



st

Name: _____

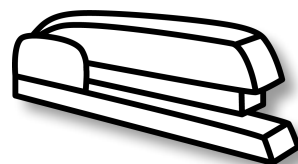
I Can Read Sentences

Directions: Highlight, circle, or underline all of the word family words. Then read each sentence. Color a smiley face each time you read the page. Read the page three times.

He put the stamp on.



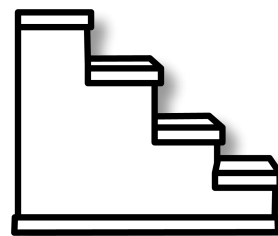
I can use the stapler.



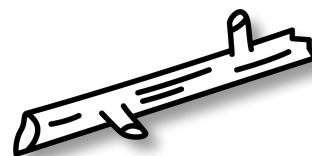
I hold onto the stem.



We go up the steps.




Stan picks a stick up.



I Can Read Sentences

Directions: Highlight, circle, or underline all of the word family words. Then read each sentence. Color a smiley face each time you read the page. Read the page three times.

Can he flip the switch?




She swats it.



He sweeps the mess.



It is fun to swim.



He likes to swing.



mp

Name: _____


I Can Read Sentences

Directions: Highlight, circle, or underline all of the word family words. Then read each sentence. Color a smiley face each time you read the page. Read the page three times.


They bump heads.



The lamp is on.




He likes to camp.



Do you like to jump?



I put the stamp on.




nd

Name: _____


I Can Read Sentences

Directions: Highlight, circle, or underline all of the word family words. Then read each sentence. Color a smiley face each time you read the page. Read the page three times.


We play in the sand.



He bends down.




They are in a band.



He sends it.



There are two hands.




ng

Name: _____


I Can Read Sentences

Directions: Highlight, circle, or underline all of the word family words. Then read each sentence. Color a smiley face each time you read the page. Read the page three times.

The bat has fangs.



I can see the king.




The ring is pretty.



He likes to sing.



There is the wing.



nt

Name: _____


I Can Read Sentences

Directions: Highlight, circle, or underline all of the word family words. Then read each sentence. Color a smiley face each time you read the page. Read the page three times.


This is one cent.



Can you count?




He likes to paint.



The plants gets big.



We sleep in a tent.



GRAPHIC & FONT CREDITS

