


# I Can Read

# PHONICS

# sentences



diphthongs &  
r-controlled vowels

Created by A Teachable Teacher



 *teachable*  
**TEACHER**

# Thank you for downloading!

I sincerely hope that you find this resource to be useful in your classroom. If you have any questions or suggestions, feel free to contact me via email:  
[lauren@aTeachableTeacher.com](mailto:lauren@aTeachableTeacher.com)

## Let's Connect!



## Terms of Use:

- Every page of this resource is copyrighted. You may not use any part of this resource to create another resource.
- This resource is licensed for single classroom use only. Do not redistribute.
- Uploading this resource to the internet is strictly forbidden.
- You may share about the use of this resource on blogs and/or social media, but please credit *A Teachable Teacher* and provide a link when possible.

# I Can Read

# PHONICS sentences

ar

Name: \_\_\_\_\_

## I Can Read Sentences

Directions: Highlight, circle, or underline all of the word family words. Then read each sentence. Color a smiley face each time you read the page. Read the page three times.

Why does he **bark**?



The red **barn** is big.



The **car** goes fast.



Is the **jar** empty?



The **yarn** is soft.



© A Teachable Teacher

Targeted phonics skill in the corner for easy reference

Students interact with the text by highlighting the phonics skill words.

Picture supports provided for targeted phonics skills

Students build fluency by reading the sentences multiple times

al


# I Can Read Sentences

Directions: Highlight, circle, or underline all of the word family words. Then read each sentence. Color a smiley face each time you read the page. Read the page three times.


He goes for a walk.




Do you like to add salt?




He talks to her.



The baby is bald.



He falls down.






au

Name: \_\_\_\_\_


# I Can Read Sentences

Directions: Highlight, circle, or underline all of the word family words. Then read each sentence. Color a smiley face each time you read the page. Read the page three times.


The truck can haul it.




I will wash the laundry.




The sauce tastes good.



She opens the vault.



Can you press pause?



Name: \_\_\_\_\_


# I Can Read Sentences

Directions: Highlight, circle, or underline all of the word family words. Then read each sentence. Color a smiley face each time you read the page. Read the page three times.


**He caught a fish!**




**She has a daughter.**



**She taught them.**




**The dog is naughty.**



# I Can Read Sentences

Directions: Highlight, circle, or underline all of the word family words. Then read each sentence. Color a smiley face each time you read the page. Read the page three times.

**She loves to draw.**




**Why does he yawn?**



**We play on the lawn.**



**The saw cuts it.**



**He drinks with a straw.**





Name: \_\_\_\_\_


# I Can Read Sentences

Directions: Highlight, circle, or underline all of the word family words. Then read each sentence. Color a smiley face each time you read the page. Read the page three times.

**These socks are clean.**



**This is her favorite doll.**



**The dog is very fun.**



**Did you mop the room?**



**He has a long neck.**






(u)

Name: \_\_\_\_\_

# I Can Read Sentences

Directions: Highlight, circle, or underline all of the word family words. Then read each sentence. Color a smiley face each time you read the page. Read the page three times.

She swims in the pool.



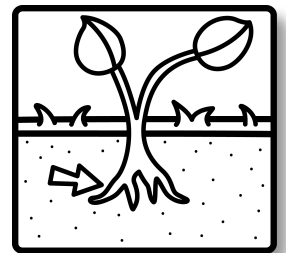
The ball is in the hoop.




Can you see the moon?



The roots grow down.



He has a new tooth.






Name: \_\_\_\_\_

# I Can Read Sentences

Directions: Highlight, circle, or underline all of the word family words. Then read each sentence. Color a smiley face each time you read the page. Read the page three times.


**I use the hook to fish.**



**He is in the woods.**




**They play football.**



**Do you use tools?**



**That is a big foot.**






ou

Name: \_\_\_\_\_


# I Can Read Sentences

Directions: Highlight, circle, or underline all of the word family words. Then read each sentence. Color a smiley face each time you read the page. Read the page three times.


The clouds fly by.




Is this your house?



The mouse is cute.



I see the pig's snout.



That is a loud sound.



ough

Name: \_\_\_\_\_


# I Can Read Sentences

Directions: Highlight, circle, or underline all of the word family words. Then read each sentence. Color a smiley face each time you read the page. Read the page three times.


She has a bad cough.




The pig eats from a trough.



The hay feels rough.



Are there enough?



**OW**

Name: \_\_\_\_\_


# I Can Read Sentences

Directions: Highlight, circle, or underline all of the word family words. Then read each sentence. Color a smiley face each time you read the page. Read the page three times.


**He takes a bow.**




**He has two eyebrows.**




**She wears a crown.**



**The dog howls.**



**I hang the towel.**




oy

Name: \_\_\_\_\_


# I Can Read Sentences

Directions: Highlight, circle, or underline all of the word family words. Then read each sentence. Color a smiley face each time you read the page. Read the page three times.


He annoys her.




I see a cowboy.




It destroys the wall.



She feels so much joy.



Do you like this toy?




ui

Name: \_\_\_\_\_


# I Can Read Sentences

Directions: Highlight, circle, or underline all of the word family words. Then read each sentence. Color a smiley face each time you read the page. Read the page three times.


He has a bruise.




The fruit is good.



Do you want juice?



He wears a suit.



She drinks juice.




ar

Name: \_\_\_\_\_

# I Can Read Sentences

Directions: Highlight, circle, or underline all of the word family words. Then read each sentence. Color a smiley face each time you read the page. Read the page three times.


**Why does he bark?**



**The red barn is big.**



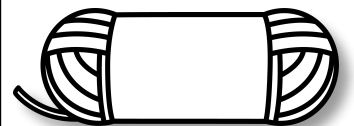
**The car goes fast.**



**Is the jar empty?**



**The yarn is soft.**






Name: \_\_\_\_\_


# I Can Read Sentences

Directions: Highlight, circle, or underline all of the word family words. Then read each sentence. Color a smiley face each time you read the page. Read the page three times.

**This is his chair.**




**The stairs go up.**



**He has a pair of socks.**



**She does her hair.**



**He is in his lair.**




are

Name: \_\_\_\_\_

# I Can Read Sentences

Directions: Highlight, circle, or underline all of the word family words. Then read each sentence. Color a smiley face each time you read the page. Read the page three times.

She glares at him.




He rides a mare.



She shares with the boy.



We need a spare tire.



It scared her.




er

Name: \_\_\_\_\_


# I Can Read Sentences

Directions: Highlight, circle, or underline all of the word family words. Then read each sentence. Color a smiley face each time you read the page. Read the page three times.

The baker is working.




The flower grows.



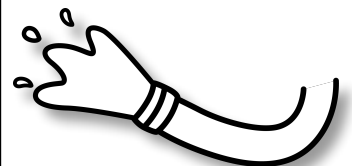
I see the hammer.



Do you like spiders?



The water comes out.



Name: \_\_\_\_\_

# I Can Read Sentences

Directions: Highlight, circle, or underline all of the word family words. Then read each sentence. Color a smiley face each time you read the page. Read the page three times.


**I see his tears.**



**He hears it all.**



**She has a fear.**



**The bike has gears.**



**The ghost just appears!**




ir

Name: \_\_\_\_\_


# I Can Read Sentences

Directions: Highlight, circle, or underline all of the word family words. Then read each sentence. Color a smiley face each time you read the page. Read the page three times.


**I hear the bird sing.**



**He holds a circle.**



**She is a girl.**



**Can you squirt it on?**



**She stirs the mix.**




ire

Name: \_\_\_\_\_


# I Can Read Sentences

Directions: Highlight, circle, or underline all of the word family words. Then read each sentence. Color a smiley face each time you read the page. Read the page three times.


The fire is hot.



Can you roll the tire?



The wire is cut.



Will she hire you?



The spire is at the top.





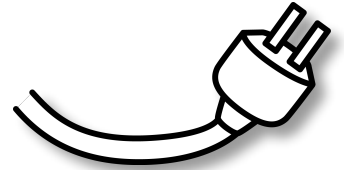
or

Name: \_\_\_\_\_


# I Can Read Sentences

Directions: Highlight, circle, or underline all of the word family words. Then read each sentence. Color a smiley face each time you read the page. Read the page three times.

He plugs in the cord.



The horn is loud.




I eat with a fork.



That is a big storm!



The picture is torn.



Name: \_\_\_\_\_

# I Can Read Sentences

Directions: Highlight, circle, or underline all of the word family words. Then read each sentence. Color a smiley face each time you read the page. Read the page three times.


**The lion roars.**




**The kite can soar.**




**I see the oar.**



**The boar is big.**



**The hay is coarse.**




Name: \_\_\_\_\_

# I Can Read Sentences

Directions: Highlight, circle, or underline all of the word family words. Then read each sentence. Color a smiley face each time you read the page. Read the page three times.


She shops in the store.




He snores loudly.




Why is he sore?



We go to the shore.



He tore the page.




our

Name: \_\_\_\_\_

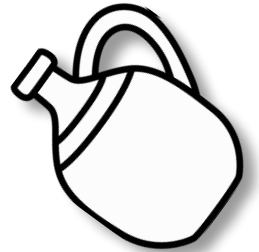
# I Can Read Sentences

Directions: Highlight, circle, or underline all of the word family words. Then read each sentence. Color a smiley face each time you read the page. Read the page three times.

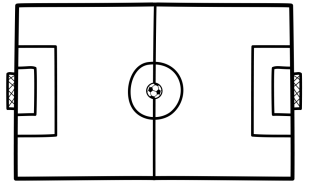
**There are four leaves.**




**He pours it out.**



**We play on the court.**



**This is the math course.**




ur

Name: \_\_\_\_\_


# I Can Read Sentences

Directions: Highlight, circle, or underline all of the word family words. Then read each sentence. Color a smiley face each time you read the page. Read the page three times.


Her hair has a curl.



The dog is hurt.




She is a nurse.



Can you turn around?



The turtle is slow.



**C**


soft

Name: \_\_\_\_\_


# I Can Read Sentences

Directions: Highlight, circle, or underline all of the word family words. Then read each sentence. Color a smiley face each time you read the page. Read the page three times.


They eat celery.



Do you like cereal?




I see the circle.



The city is so big.



The circus is fun.





**C**


hard

Name: \_\_\_\_\_


# I Can Read Sentences

Directions: Highlight, circle, or underline all of the word family words. Then read each sentence. Color a smiley face each time you read the page. Read the page three times.


Can you see the cat?



The cake is good.



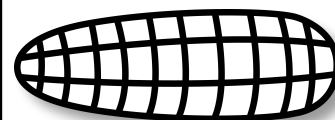
That is a big castle.



I want to eat candy.



She likes to eat corn.



# g


soft

Name: \_\_\_\_\_


## I Can Read Sentences

Directions: Highlight, circle, or underline all of the word family words. Then read each sentence. Color a smiley face each time you read the page. Read the page three times.


The gem is pretty.



The giraffe eats.




We clean the germs.



I see the gingerbread man.



Do you like the gym?



# g


hard

Name: \_\_\_\_\_

## I Can Read Sentences

Directions: Highlight, circle, or underline all of the word family words. Then read each sentence. Color a smiley face each time you read the page. Read the page three times.


There is a goat.



The glue is open.



We need to get gas.



Do you like gum?



The glass is empty.



# GRAPHIC & FONT CREDITS

