


I Can Read

PHONICS

sentences



long vowels

Created by A Teachable Teacher



 teachable
TEACHER

Thank you for downloading!

I sincerely hope that you find this resource to be useful in your classroom. If you have any questions or suggestions, feel free to contact me via email:
lauren@aTeachableTeacher.com

Let's Connect!



Terms of Use:

- Every page of this resource is copyrighted. You may not use any part of this resource to create another resource.
- This resource is licensed for single classroom use only. Do not redistribute.
- Uploading this resource to the internet is strictly forbidden.
- You may share about the use of this resource on blogs and/or social media, but please credit *A Teachable Teacher* and provide a link when possible.

I Can Read

PHONICS sentences


oa

Name: _____

I Can Read Sentences

Directions: Highlight, circle, or underline all of the word family words. Then read each sentence. Color a smiley face each time you read the page. Read the page three times.

The **boat** can float.



Don't forget your **coat**.



I like to **float**.



The **loaf** is good.



That is a long **road**.



© A Teachable Teacher

Targeted phonics skill in the corner for easy reference

Students interact with the text by highlighting the phonics skill words.

Picture supports provided for targeted phonics skills

Students build fluency by reading the sentences multiple times


a_e

Name: _____


I Can Read Sentences

Directions: Highlight, circle, or underline all of the word family words. Then read each sentence. Color a smiley face each time you read the page. Read the page three times.


They are in a race.



What goes in the cage?



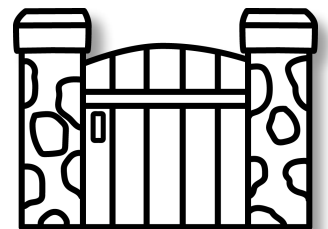
We play a game.



He wears a cape.



I can open the gate.




ai

Name: _____


I Can Read Sentences

Directions: Highlight, circle, or underline all of the word family words. Then read each sentence. Color a smiley face each time you read the page. Read the page three times.


The ship has a sail.



There is mail in the box.




What will you paint?



The rain comes down.



He goes on the train.




ay

Name: _____


I Can Read Sentences

Directions: Highlight, circle, or underline all of the word family words. Then read each sentence. Color a smiley face each time you read the page. Read the page three times.

I see the hay.




Will you pay him?




She wants to play.



The sun's rays are bright.



Her lunch is on a tray.



Name: _____


I Can Read Sentences

Directions: Highlight, circle, or underline all of the word family words. Then read each sentence. Color a smiley face each time you read the page. Read the page three times.


The pipe has a leak.




He likes to eat noodles.




The leaf is green.



Do you like to read?



The tea is hot.



ee

Name: _____

I Can Read Sentences

Directions: Highlight, circle, or underline all of the word family words. Then read each sentence. Color a smiley face each time you read the page. Read the page three times.


She feeds her dog.



He will not peek.



The seed is in there.



He sleeps in his bed.



Does she see it?

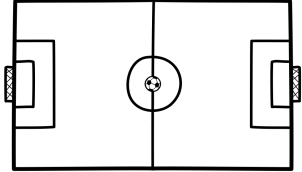


Name: _____


I Can Read Sentences

Directions: Highlight, circle, or underline all of the word family words. Then read each sentence. Color a smiley face each time you read the page. Read the page three times.

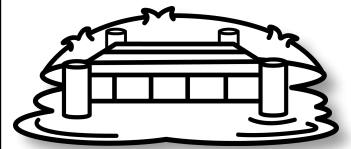
We play on the field.



That is her niece.




She walks on a pier.



Can you stop the thief?



The knight has a shield.




i_e

Name: _____


I Can Read Sentences

Directions: Highlight, circle, or underline all of the word family words. Then read each sentence. Color a smiley face each time you read the page. Read the page three times.


She rolls the dice.



The bike is new.




She wipes the table.



He likes to dive in.



The kite flies high.



igh

Name: _____


I Can Read Sentences

Directions: Highlight, circle, or underline all of the word family words. Then read each sentence. Color a smiley face each time you read the page. Read the page three times.


I see the stars at night.



The light is bright.




The lighthouse is high.



Do you see the knight?



Do not fight!



Y


long e

Name: _____

I Can Read Sentences

Directions: Highlight, circle, or underline all of the word family words. Then read each sentence. Color a smiley face each time you read the page. Read the page three times.

It is a sunny day.



The puppy is cute.




Kelly is happy.



The clown is funny



Have you held a baby?



Y


long i

Name: _____

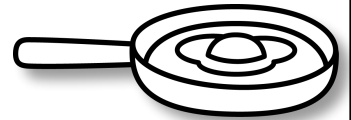
I Can Read Sentences

Directions: Highlight, circle, or underline all of the word family words. Then read each sentence. Color a smiley face each time you read the page. Read the page three times.


The plane can fly high.




He can fry the egg.



The sky is blue.



Kelly can dry her hair.



Ty is shy.




Name: _____


I Can Read Sentences

Directions: Highlight, circle, or underline all of the word family words. Then read each sentence. Color a smiley face each time you read the page. Read the page three times.


The baby cries.




He rolls the die.



There are two flies.



The pie is so good.



Do you wear a tie?




o_e

Name: _____


I Can Read Sentences

Directions: Highlight, circle, or underline all of the word family words. Then read each sentence. Color a smiley face each time you read the page. Read the page three times.

Do you wear a robe?




She rode the bike.



The cone is good.



He tells her to pose.



We are going home.




oa

Name: _____


I Can Read Sentences

Directions: Highlight, circle, or underline all of the word family words. Then read each sentence. Color a smiley face each time you read the page. Read the page three times.

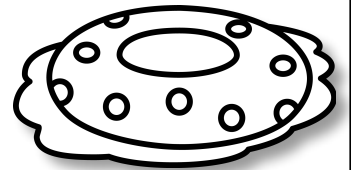
The boat can float.




Don't forget your coat.




I like to float.



The loaf is good.



That is a long road.



OW


long o

Name: _____


I Can Read Sentences

Directions: Highlight, circle, or underline all of the word family words. Then read each sentence. Color a smiley face each time you read the page. Read the page three times.


She blows a balloon.




That is a big bow.




He grows tall.



The show was so good.



He plays in the snow.




u_e

Name: _____

I Can Read Sentences

Directions: Highlight, circle, or underline all of the word family words. Then read each sentence. Color a smiley face each time you read the page. Read the page three times.

The ice cube is cold.



That cupcake is huge.



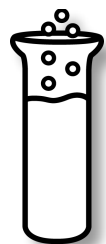
He mutes the song.



That is a nice tune.



What is in the tube?




ue

Name: _____


I Can Read Sentences

Directions: Highlight, circle, or underline all of the word family words. Then read each sentence. Color a smiley face each time you read the page. Read the page three times.

The girls argue.




The barbecue is good.




Did you find the clue?



He opens the glue.



I need a tissue.




Name: _____


I Can Read Sentences

Directions: Highlight, circle, or underline all of the word family words. Then read each sentence. Color a smiley face each time you read the page. Read the page three times.


She blew the flower.



What did she brew?




He chews the candy.



She grew so much.



Can you screw it in?



GRAPHIC & FONT CREDITS

