


I Can Read

PHONICS

sentences



short vowel
word families

Created by A Teachable Teacher



 teachable
TEACHER

Thank you for downloading!

I sincerely hope that you find this resource to be useful in your classroom. If you have any questions or suggestions, feel free to contact me via email:
lauren@aTeachableTeacher.com

Let's Connect!



Terms of Use:

- Every page of this resource is copyrighted. You may not use any part of this resource to create another resource.
- This resource is licensed for single classroom use only. Do not redistribute.
- Uploading this resource to the internet is strictly forbidden.
- You may share about the use of this resource on blogs and/or social media, but please credit *A Teachable Teacher* and provide a link when possible.

I Can Read

PHONICS sentences

am
family

Name: _____

I Can Read Sentences

Directions: Highlight, circle, or underline all of the word family words. Then read each sentence. Color a smiley face each time you read the page. Read the page three times.

The **ham** is good.



We like **jam**.



The **ram** is big.



She eats a **yam**.



Sam likes to **jam**.



© A Teachable Teacher

Targeted phonics skill in the corner for easy reference

Students interact with the text by highlighting the phonics skill words.

Picture supports provided for targeted phonics skills

Students build fluency by reading the sentences multiple times

Name: _____


I Can Read Sentences

Directions: Highlight, circle, or underline all of the word family words. Then read each sentence. Color a smiley face each time you read the page. Read the page three times.


I see the yellow cab.



He likes to dab.



They like to gab.



He is in the lab.



The can has a tab.




Name: _____


I Can Read Sentences

Directions: Highlight, circle, or underline all of the word family words. Then read each sentence. Color a smiley face each time you read the page. Read the page three times.

I see the tack.




It has a crack.



It is a big sack.



He wants a snack.



She likes to stack.



Name: _____


I Can Read Sentences

Directions: Highlight, circle, or underline all of the word family words. Then read each sentence. Color a smiley face each time you read the page. Read the page three times.


The dog was bad.



That is her dad.



Why is she mad?



I see the pad.



The girl is sad.




Name: _____

I Can Read Sentences

Directions: Highlight, circle, or underline all of the word family words. Then read each sentence. Color a smiley face each time you read the page. Read the page three times.


We need a bag.




I can use a rag.




There is a tag.



The dog likes to wag.



They play tag.




Name: _____


I Can Read Sentences

Directions: Highlight, circle, or underline all of the word family words. Then read each sentence. Color a smiley face each time you read the page. Read the page three times.


The ham is good.



We like jam.



The ram is big.



She eats a yam.



Sam likes to jam.




Name: _____


I Can Read Sentences

Directions: Highlight, circle, or underline all of the word family words. Then read each sentence. Color a smiley face each time you read the page. Read the page three times.


She ran fast.



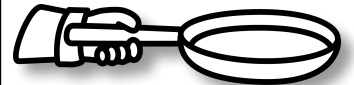
I see the fan.




Stan is a man.



We cook in the pan.



The van is blue.




Name: _____

I Can Read Sentences

Directions: Highlight, circle, or underline all of the word family words. Then read each sentence. Color a smiley face each time you read the page. Read the page three times.


Put the cap on.



There is a gap.




He has a lap.



She takes a nap.



She taps him.




Name: _____


I Can Read Sentences

Directions: Highlight, circle, or underline all of the word family words. Then read each sentence. Color a smiley face each time you read the page. Read the page three times.


He plays with the bat.



The cat sat down.




I can see the hat.



The mat is flat.



The rat is fat.




Name: _____


I Can Read Sentences

Directions: Highlight, circle, or underline all of the word family words. Then read each sentence. Color a smiley face each time you read the page. Read the page three times.


The bed is very big.




She fed them.




He led the kids.



Stop! It is red.



She and Jed will wed.




Name: _____

I Can Read Sentences

Directions: Highlight, circle, or underline all of the word family words. Then read each sentence. Color a smiley face each time you read the page. Read the page three times.


I like the bell.



What does he sell?




The shell is pretty.



The flower smells nice.



Make a wish in the well.



Name: _____


I Can Read Sentences

Directions: Highlight, circle, or underline all of the word family words. Then read each sentence. Color a smiley face each time you read the page. Read the page three times.


He sleeps in the den.




That is a hen.



There are two men.



I can see the pen.



He has ten.




Name: _____


I Can Read Sentences

Directions: Highlight, circle, or underline all of the word family words. Then read each sentence. Color a smiley face each time you read the page. Read the page three times.


I see the chest.



What is in the nest?



The boy needs to rest.



She takes a test.



He wears a vest.




Name: _____


I Can Read Sentences

Directions: Highlight, circle, or underline all of the word family words. Then read each sentence. Color a smiley face each time you read the page. Read the page three times.


He can get the book.




The jet is very fast.



The vet helps the cat.



He has a cute pet.



How did he get wet?

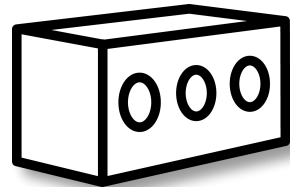


Name: _____


I Can Read Sentences

Directions: Highlight, circle, or underline all of the word family words. Then read each sentence. Color a smiley face each time you read the page. Read the page three times.


The brick is red.




He kicks the ball.



She can lick it.



Nick picks the flower.



She is very sick.



Name: _____

I Can Read Sentences

Directions: Highlight, circle, or underline all of the word family words. Then read each sentence. Color a smiley face each time you read the page. Read the page three times.

He hid behind it.



The lid is small.



Get rid of it.



She is a kid.



Did you find the lid?



Name: _____

I Can Read Sentences

Directions: Highlight, circle, or underline all of the word family words. Then read each sentence. Color a smiley face each time you read the page. Read the page three times.

This is too big.




She likes to dig.



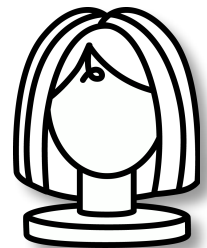
The fig is good.



That is a little pig.



Do you wear a wig?




Name: _____

I Can Read Sentences

Directions: Highlight, circle, or underline all of the word family words. Then read each sentence. Color a smiley face each time you read the page. Read the page three times.

Bill can drill it.



We like to grill.




The hill is flat.



Did you spill?



The fish has gills.




Name: _____


I Can Read Sentences

Directions: Highlight, circle, or underline all of the word family words. Then read each sentence. Color a smiley face each time you read the page. Read the page three times.


It gets very dim.



She is friends with him.



I can see the rim.



Kim is happy.



He trims it.




Name: _____

I Can Read Sentences

Directions: Highlight, circle, or underline all of the word family words. Then read each sentence. Color a smiley face each time you read the page. Read the page three times.


Put it in the bin.




Is that a fin?




The pin is in it.



The tin is open.



He can win!




Name: _____


I Can Read Sentences

Directions: Highlight, circle, or underline all of the word family words. Then read each sentence. Color a smiley face each time you read the page. Read the page three times.

He is a king.




The ring is big.




She loves to sing.



The swing is fun.



I see her wings.



Name: _____

I Can Read Sentences

Directions: Highlight, circle, or underline all of the word family words. Then read each sentence. Color a smiley face each time you read the page. Read the page three times.


She drinks it.




We go to the rink.



Put it in the sink.



He can wink.



This really stinks!



Name: _____


I Can Read Sentences

Directions: Highlight, circle, or underline all of the word family words. Then read each sentence. Color a smiley face each time you read the page. Read the page three times.


Dip the chip in it.




I see the lips.




It has a rip in it.



She sips from the cup.



She can zip it up.




Name: _____


I Can Read Sentences

Directions: Highlight, circle, or underline all of the word family words. Then read each sentence. Color a smiley face each time you read the page. Read the page three times.

He bit it.




Mit can fit it in.



Can you hit the ball?



Kit can sit.



Do not eat the pit.

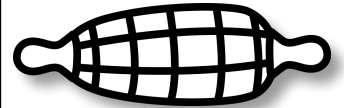


Name: _____

I Can Read Sentences

Directions: Highlight, circle, or underline all of the word family words. Then read each sentence. Color a smiley face each time you read the page. Read the page three times.


The cob is good.



She does her job.



Do not rob!



Why does she sob?



It bobs in the water.




Name: _____

I Can Read Sentences

Directions: Highlight, circle, or underline all of the word family words. Then read each sentence. Color a smiley face each time you read the page. Read the page three times.

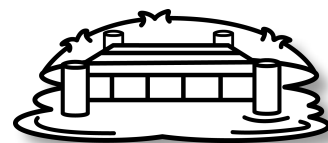
We play with blocks.




I can see the clock.



The dock is big.



Do you need to lock it?



She has one sock.



Name: _____

I Can Read Sentences

Directions: Highlight, circle, or underline all of the word family words. Then read each sentence. Color a smiley face each time you read the page. Read the page three times.


The dog has spots.




I can see fog.




The hog is dirty.



She goes for a jog.



That is a big log.




Name: _____


I Can Read Sentences

Directions: Highlight, circle, or underline all of the word family words. Then read each sentence. Color a smiley face each time you read the page. Read the page three times.

The cop is nice.



She hops a lot.




Do you like to mop?



I can hear it pop.



Can we go to the top?




Name: _____

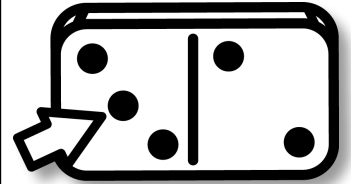
I Can Read Sentences

Directions: Highlight, circle, or underline all of the word family words. Then read each sentence. Color a smiley face each time you read the page. Read the page three times.

He sleeps on a cot.



I can count the dots.




It is hot outside.



What is in the pot?



Do not eat the rot!




Name: _____


I Can Read Sentences

Directions: Highlight, circle, or underline all of the word family words. Then read each sentence. Color a smiley face each time you read the page. Read the page three times.


The cub is lost.



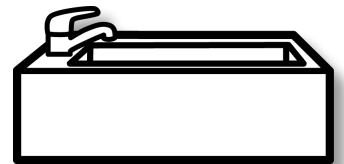
Can you rub too?



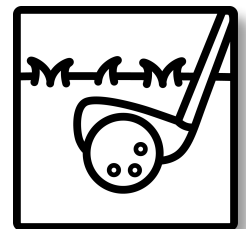
The sub looks good.



It is a big tub.



The club can hit it.




Name: _____


I Can Read Sentences

Directions: Highlight, circle, or underline all of the word family words. Then read each sentence. Color a smiley face each time you read the page. Read the page three times.

Mom tucks her in.




The duck swims.




He hits the puck.



The car is stuck.



I see the red truck.




Name: _____

I Can Read Sentences

Directions: Highlight, circle, or underline all of the word family words. Then read each sentence. Color a smiley face each time you read the page. Read the page three times.


That is a big bug!




He dug a lot.




They tug very hard.



What is in the jug?



We can sit on the rug.




Name: _____


I Can Read Sentences

Directions: Highlight, circle, or underline all of the word family words. Then read each sentence. Color a smiley face each time you read the page. Read the page three times.


She likes the gum.



Can you find the sum?



This is their mum.



She loves to hum.



The boy says yum!




Name: _____

I Can Read Sentences

Directions: Highlight, circle, or underline all of the word family words. Then read each sentence. Color a smiley face each time you read the page. Read the page three times.

The nun is nice.




He has so much fun.



Will you eat the bun?



She loves to run.



I can see the sun.



Name: _____

I Can Read Sentences

Directions: Highlight, circle, or underline all of the word family words. Then read each sentence. Color a smiley face each time you read the page. Read the page three times.


They have two bunks.




He can dunk it!




There is a lot of junk.



The skunk really stunk.



The ship has sunk.




Name: _____


I Can Read Sentences

Directions: Highlight, circle, or underline all of the word family words. Then read each sentence. Color a smiley face each time you read the page. Read the page three times.


He can cut it.




We are in a hut.



The nut is good.



Can you shut it?



It is in a rut.



GRAPHIC & FONT CREDITS

