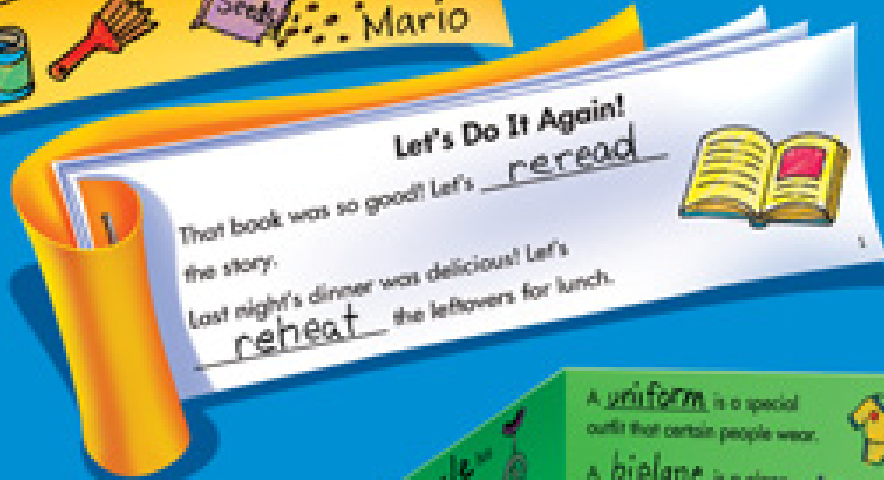




Prefixes and Suffixes



Build-a-Skill Instant Books

Prefixes and Suffixes

Written by
Vicky Shiotsu

Editor: Gillian Snoddy

Illustrator: Rick Grayson

Designer/Production: Alicia Schulte/Rebekah O. Lewis

Art Director: Moonhee Pak

Project Director: Stacey Faulkner

© 2009 Creative Teaching Press Inc., Huntington Beach, CA 92649

Reproduction of activities in any manner for use in the classroom and not for commercial sale is permissible.
Reproduction of these materials for an entire school or for a school system is strictly prohibited.

Table of Contents

Introduction 2
 Making and Using the Instant Books..... 3
 Prefixes Word List..... 5
 Suffixes Word List 6

Instant Books

Prefixes Read-and-Write Book 7
 Suffixes Read-and-Write Book..... 8
 Prefixes Word Cards 9
 Suffixes Word Cards 12
 Make Your Own Word Cards 17
Billy's Cat Accordion-Fold Book (*un-*, *dis-*) 18
Let's Do It Again! Strip Book (*re-*) 19
A Story with un- and re- Mini Book..... 20
Number Prefixes Accordion-Fold Book (*uni-*, *bi-*, *tri-*)..... 21
 Chalkboard Shape Book (*-ful*, *-less*) 22
Two Suffixes -ful and -less Accordion-Fold Book 23
Busy People Strip Book (*-er*)..... 24
 Computer Shape Book (*-ly*, *-ness*) 26
Words Ending in -ly Strip Book..... 27
Words Ending in -ness Strip Book..... 28
Adding Prefixes and Suffixes Mini Book 29
Terrific People Mini Book 30
Rosa's Birthday Strip Book..... 31

Introduction

About the Build-a-Skill Instant Books Series

The *Build-a-Skill Instant Books* series features a variety of reproducible instant books that focus on important reading and math skills covered in the primary classroom. Each instant book is easy to make, and once children become familiar with the basic formats that appear throughout the series, they will be able to make new books with little help. Children will love the unique, manipulative quality of the books and will want to read them over and over again as they gain mastery of basic learning skills!



About Build-a-Skill Instant Books: Prefixes and Suffixes


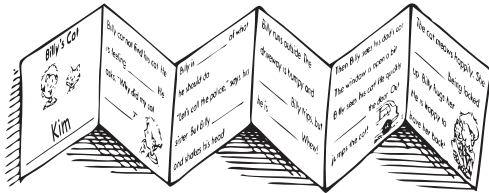
This book features prefixes and suffixes in fun and easy-to-make instant books. Children will make flip books, strip books, mini books, and more! As children read and reread their instant books, they will improve their understanding of prefixes and suffixes, and increase their vocabulary. For your reference, the prefixes and suffixes presented in this book are listed on pages 5–6.



Refer to the Table of Contents to help with lesson planning. Choose instant book activities that fit with current curriculum goals in your regular or ELL classroom. Use the instant books to practice skills or introduce new ones. Directions for making the instant books appear on pages 3–4. To use a bookmaking activity as homework, provide copies of the directions along with the book patterns.

Making and Using the Instant Books

Most of the instant books in this resource require only one or two pieces of paper. Copy the pages on white copy paper or card stock, or use colored paper to jazz up and vary the formats. Children will love personalizing their instant books by coloring them, adding construction paper covers, or decorating them with collage materials such as ribbon and stickers. Customize the instant books by adding extra pages or by creating your own word cards using the reproducible on page 17.



Children can make instant books as an enrichment activity when their regular classwork is done, as a learning center activity during guided reading time, or as a homework assignment. Have children place completed instant books in their classroom book boxes and then read and reread the books independently or with a reading buddy. After children have had many opportunities to read their books in school, send the books home for extra skill-building practice.



Directions for Making the Instant Books


There are five basic formats for the instant books in this guide. The directions appear below and on the next page for quick and easy reference. The directions are written to the child, in case you would like to send the bookmaking activities home as homework. Just copy the directions and attach them to the instant book pages.

Hint!

Use the word cards on pages 9–16 with the instant books on pages 7–8 to introduce the concept of prefixes and suffixes. Each card presents a word and its meaning. As a rule of thumb, 6–10 cards can be easily stapled onto each instant book. To have children practice using words with prefixes and suffixes, use the instant books on pages 18–32.


Read-and-Write Book, pages 7, 8

1. Cut out the read-and-write book.
2. Cut out the word cards and staple them to the top of the book.
3. Glue the book to construction paper that is the same size.
4. Fold the book in half and decorate the cover.
5. Practice reading the words and writing sentences with them.



Accordion-Fold Book, pages 18, 21, 23

1. Write the missing words on the lines.
2. Cut along the solid lines to form two strips.
3. Glue one strip onto the other where shown.
4. Fold back and forth along the dashed lines.




Strip Book, pages 19, 24-25, 27, 28, 31-32

1. Finish the book by writing the correct words.
2. Cut out the strips, and put them in order.
3. Staple the book on the left.



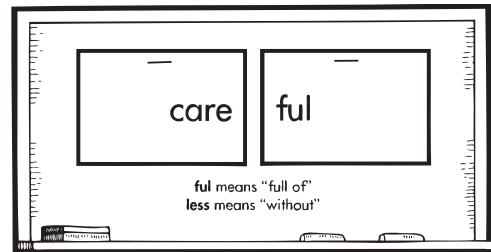
Mini Book, pages 20, 29, 30

1. Use the base words and the prefixes and/or suffixes to fill in the blanks.
2. Cut out the pages, and put them in order.
3. Staple the book on the left.



Shape Book, pages 22, 26

1. Cut out the shape and the word cards.
2. Staple the cards onto the shape.
3. Flip the cards to make different words.
4. Practice reading your words.



Prefixes Word List

The following prefixes and words are presented in this book.

un-

unclear
uneven
unfair
unfinished
unhappy
unhurt
unkind
unlike
unlocks
unlucky
unsafe
unselfish
unsure
untidy
untie
untrue
unwise
unwrapped

dis-

disagree
disallow
disappear
disbelief
discontinue
dishonest
dislike
disloyal
disobey
displease
distrust

re-

reappear
rebuild
recheck
recycle
refill
reheat
remake
repack
repaint
replant
replay
reread
restart
reuse
review
rewash
rewind
rewrap
rewrite

uni-

unicorn
unicycle
uniform

bi-

bicycle
biplane

tri-

triangle
triceratops
tricycle

Suffixes Word List

The following suffixes and words are presented in this book.

-ful

careful
cheerful
fearful
harmful
helpful
hopeful
joyful
painful
peaceful
playful
restful
thankful
thoughtful
useful

-less

careless
cheerless
fearless
friendless
harmless
homeless
hopeless
painless
powerless
restless
speechless
thankless
thoughtless
useless
worthless

-er

baker
builder
climber
dancer
digger
driver
farmer
helper
hiker
hunter
jogger
leader
owner
painter
planner
reader
runner
shopper
skater
swimmer
talker
teacher
traveler
writer

-ly

badly
boldly
bravely
busily
calmly
clearly
cleverly
eagerly
easily
friendly
gently
gladly
greedily
happily
kindly
loudly
neatly
nicely
pleasantly
quickly
quietly
sadly
safely
slowly
softly
steadily
suddenly
surely
swiftly
weakly

-ness

boldness
brightness
calmness
cleverness
darkness
eagerness
emptiness
friendliness
gentleness
happiness
hardness
kindness
lightness
liveliness
loudness
neatness
quickness
quietness
sadness
silliness
softness
suddenness
toughness
weakness

Prefixes Read-and-Write Book

Name _____



Staple word cards here.

I can read words that have prefixes.

I can write sentences using words that have prefixes.

Suffixes Read-and-Write Book

Name _____



Staple word cards here.

I can read words that have suffixes.

I can write sentences using words that have suffixes.

un-

Word Cards

un-
means "not"

unclear
not clear

unfair
not fair

unhappy
not happy

unhurt
not hurt

unlike
not like
(different from)

unlucky
not lucky

unsafe
not safe

unselfish
not selfish

unsure
not sure

untrue
not true

unwise
not wise

dis-

Word Cards

dis-
means "not"

disagree
not agree

disallow
not allow

disappear
not be in sight

disbelief
not believing

discontinue
not continue

dishonest
not honest

dislike
to not like

disloyal
not loyal

disobey
not obey

displease
to not please

distrust
not trust

re-

Word Cards

re-
means "again"

rebuild
build again

recheck
check again

remake
make again

repack
pack again

repaint
paint again

replant
plant again

restart
start again

reuse
use again

review
view again

rewrap
wrap again

rewrite
write again

-ful

Word Cards

-ful
means “full of”
or “able to”

careful
full of care

cheerful
full of cheer

fearful
full of fear

harmful
*able to
cause harm*

helpful
*able to
give help*

hopeful
full of hope

joyful
full of joy

peaceful
full of peace

playful
full of play

restful
full of rest

thankful
full of thanks

-less

Word Cards

-less

means “without”
or “not able to”

careless

without care

fearless

without fear

friendless

without friends

homeless

without a home

painless

without pain

powerless

without power

restless

not able to rest

speechless

*not able to speak
for a moment*

thoughtless

without thinking

useless

without use

worthless

without worth

-er

Word Cards

-er
means
“one who”

builder
one who builds

farmer
one who farms

helper
one who helps

hunter
one who hunts

leader
one who leads

owner
one who owns

painter
one who paints

reader
one who reads

talker
one who talks

teacher
one who teaches

traveler
one who travels

-ly

Word Cards

-ly
means "in a
certain way"

bravely
in a brave way

clearly
in a clear way

gladly
in a glad way

loudly
in a loud way

neatly
in a neat way

nicely
in a nice way

quickly
in a quick way

quietly
in a quiet way

safely
in a safe way

slowly
in a slow way

weakly
in a weak way

-ness

Word Cards

-ness
means
“state of being”

boldness
being bold

brightness
being bright

calmness
being calm

cleverness
being clever

darkness
being dark

gentleness
being gentle

happiness
being happy

hardness
being hard

lightness
being light

softness
being soft

weakness
being weak

Make
Your Own


Word Cards

| | | |
|--|--|--|
| | | |
| | | |
| | | |
| | | |

Accordion-Fold Book

un-, dis-

Billy's Cat



_____ 1
Name _____

Billy cannot find his cat. He is feeling _____. He asks, "Why did my cat _____?"



2

Billy is _____ of what he should do. "Let's call the police," says his sister. But Billy _____ and shakes his head.


Glue here.

3

Billy runs outside. The driveway is bumpy and _____. Billy trips, but he is _____. Whew!

4

Then Billy sees his dad's car. The window is open a bit. Billy sees his cat! He quickly _____ the door. Out jumps the cat!



5

The cat meows happily. She _____ being locked up. Billy hugs her. He is happy to have her back!



6

unhurt
unlocks

unsure
uneven

unhappy
disliked

disagrees
disappear


re-

Strip Book

Let's Do It Again!

That book was so good! Let's _____
the story.


Last night's dinner was delicious! Let's
_____ the leftovers for lunch.



1

Let's _____ the walls in a bright
shade of pink.

Let's _____ our cups so that we
can drink more water.



2

Our dog knocked the tower down!

Let's _____ it.

Let's _____ the seeds so they're
deeper in the ground than they are now.



3

Let's _____ the shirt since there's
a big stain.

Let's _____ the bottle so it'll be
used again.



4

rebuild

recycle

refill

reheat


repaint

replant

reread

rewash

A Story with un- and re-



Name

1

Sometimes I think
life is so _____ fair!
Today has been a
terrible day. I have
too much to do. I am very
_____ happy about that!



2

I just did my homework. Now
I need to _____ check my
answers one more time. I also
have a test soon. I will need
to _____ view my work for
that, too.

3

I showed my mom a letter I had
written to my grandma. Mom
said it was too messy. Now I
have to _____ write the letter so
that it's neater!

4

Dad said my room is _____ tidy.
I don't think it's that bad. I will
clean it up later. I am too busy
trying to _____ tie the knot in
my shoe right now!

5

My jigsaw puzzle is still
_____ finished. How can I
complete it when I am so busy?
I wish I could _____ wind the
clock so that it's morning again.
Then I could begin this day
all over!


6

uni, bi, tri

Accordion-Fold Book

Number Prefixes


uni means "one"
bi means "two"
tri means "three"




Name _____

1

A _____ has
one wheel.



A _____
has two wheels.




A _____
has three wheels.


2

Glue here.

A _____ is a special
outfit that certain people wear.



A _____ is a plane
that has two sets of wings.



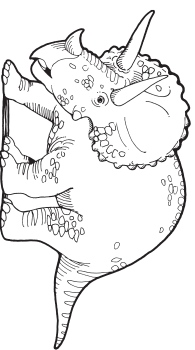
A _____ is a shape that
has three sides and three angles.

3

A _____ is
an imaginary creature
that has one horn.



A _____
is a dinosaur that
had three horns.



4

unicorn

uniform

biplane

tricycle

unicycle

bicycle

triangle

triceratops

-ful, -less

Shape Book

Staple base words here.

Staple suffixes here.

ful means "full of"
less means "without"

ful

less

care

harm

hope

pain

thank

thought

use

-ful, -less

Accordion-Fold Book

Two Suffixes -ful and -less

Name _____

1

The shot at the clinic did not hurt. It was pain _____.

The bee sting hurt a lot. It was pain _____.




2

My friend gave me a gift. She was thought _____.

I forgot my mom's birthday.

I was thought _____!

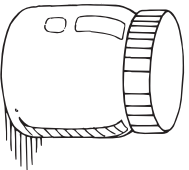


Glue here.

3

This pen is broken. It is use _____.

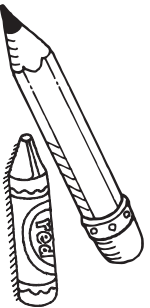
This jar can be made into a vase or pencil holder. It is very use _____.



4

Group 1 did messy work. The students were care _____.

Group 2 did neat work. The students were care _____.



5

Lions aren't afraid of anything. They are fear _____.

Mice are always timid. They are fear _____ animals.



6

-er

Strip Book

Busy People

The suffix **-er** means “one who.”
You can add **er** to the end of
many words.



paint + *er*
painter

1


If you **farm**, you are a _____.

If you **teach**, you are a _____.

If you **climb**, you are a _____.

If you **lead**, you are a _____.

If you **build**, you are a _____.



2

If a word ends in **e**,
take off the **e** before
adding **er**.



bake + *er*
baker

3

-er

Strip Book (continued)

If you **skate**, you are a _____.

If you **write**, you are a _____.

If you **dance**, you are a _____.

If you **drive**, you are a _____.

If you **hike**, you are a _____.



4

If a word has a short vowel and only one consonant after it, double the consonant and then add **er**.



jog + er
jogger

5

If you **swim**, you are a _____.

If you **run**, you are a _____.

If you **dig**, you are a _____.

If you **shop**, you are a _____.

If you **plan**, you are a _____.



6

-ly, -ness

Shape Book

Staple base words here.

Staple suffixes here.

ly means "in a certain way"
ness means "a state of being"

ly

ness

bold

clever

kind

loud

neat

quiet


sad

-ly


Strip Book

Words Ending in -ly

The suffix **-ly** means “in a certain way.” You can add **ly** to the end of many words.



slow + ly
slowly



swift + ly
swiftly

1

If you speak in a **soft** voice, then you speak _____ .


If you talk in a **pleasant** voice, then you talk _____ .

If you act in a **brave** way, then you act _____ .

If you behave in a **bad** way, then you behave _____ .

2

If a word ends in **y**, change the **y** to **i** before adding **ly**.



happy + ly
happily

3

If you move at a **steady** rate, then you move _____ .

If you work in a **busy** way, then you work _____ .

If you eat in a **greedy** way, then you eat _____ .

If you do something in an **easy** way, then you do it _____ .

4

Words Ending in **-ness**

The suffix **-ness** means “a state of being.” You can add **ness** to the end of many words.



bright + *ness*
brightness

1

If you are **bold**, then you have _____ .

If you are **sad**, then you have _____ .

If something is **tough**, then it has _____ .

If something is **soft**, then it has _____ .

2

If a word ends in **y**, change the **y** to **i** before adding **ness**.



happy + *ness*
happiness

3

If something is **empty**, then it has _____ .

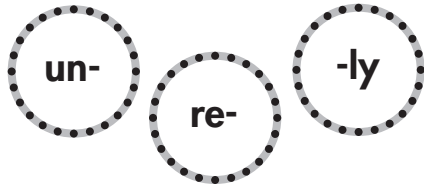
If someone is **lively**, then that person has _____ .

If someone is **friendly**, then that person has _____ .

If someone is **silly**, then that person has _____ .


4

Adding Prefixes and Suffixes



_____ Name


1



I can _____ the milk
carton and turn it into a bird
feeder. The carton is very

_____.

2




The old bridge is

_____.

We cannot cross it _____.

3



My brother is _____

me. He likes video games, but I

_____ them.

4



We need to be _____

when we cross the street. If

we're _____, we may

get in an accident.

5



The magician held up

a ball and made it

_____.

Then he

made it _____, and we

saw it again!

6

Terrific People



_____ Name

1

kind

un-

-ness

My mom is never _____.
She always treats people with
_____.

2

help

-er

-ful

Sandy is a great _____.
She is _____ at home
and at school.

3

build

re-

-er

Mr. Lee is a _____. He
will _____ our house and
make it bigger.

4

write

re-

-er

Patti is a good _____.
She will _____ her
stories until they sound just right!

5

friend

-less

-ly

Chris is _____ and fun.
He is so nice that I don't think he
will ever be _____.

6

Rosa's Birthday



_____ Name

1

Rosa woke up and dressed _____.
quickly, quickness

Today was her birthday! She was sure that her family was waiting _____ for her.
eagerness, eagerly



2

Rosa walked into the kitchen.

“Good morning,” she said in a _____ voice.
cheerful, cheerless

“Oh, there you are,” said Mom _____.
calmly, calmness

“Let me _____ some pancakes for you.”
heater, reheat



3

Strip Book (continued)

No one said anything about Rosa's birthday—not even Benny, her brother. Maybe they forgot, thought Rosa with _____.
sadly, sadness

She was _____ if she should say anything to them.
unsure, surely

4

_____ Benny got up and _____. A few
Suddenly, Suddenness *disappeared, reappeared*

seconds later, he came back with a small, wrapped box. Rosa took the box and _____ it. She found a note that read, "Look in your bedroom."



5

Rosa ran to her room. "Oh, my!" she said _____. On her bed was a basket with a puppy inside. Rosa picked him up _____.

loudness, loudly

_____ He started licking her face right away.
gently, gentleness

"What a _____ puppy!" said Rosa.
playful, replay

"He is the best birthday present I've ever had!"



6