


Progressive PHONICS™

Beginner
Book **3**



Short Vowel "i"

Written and illustrated by
Miz Katz N. Ratz™

Letters & words used in this book

c a t s m n d h r

e b g l v w y

i I k f x p z

in	I	did	bit	fix	big	sip
win	if	hid	fit	mix	pig	zip
him		kid	it	six	wig	tip
			sit			lip

hen bed leg wet yes

at hat am can had
cat sat

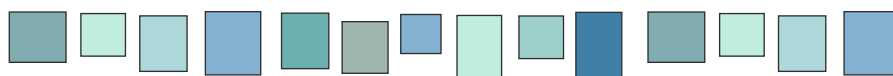
Copyright © 2004–2015 by Miz Katz N. Ratz. All rights reserved.
This book or any portion thereof may not be reproduced or used in
any manner whatsoever without the express written permission of
the publisher except for the use of brief quotations in a book review.

Produced in the United States of America.

Fifth Edition, 2015.


Progressive Phonics Co
Los Angeles, CA
www.ProgressivePhonics.com

TABLE OF CONTENTS




Quick Start Guide	4
Intro to short vowel ‘i’ sound	5
“in” word family (in, win).....	6
Capital ‘I’ and the pronoun, “I”	15
“id” word family (kid, hid, did).....	24
“it” word family (it, bit, fit, sit).....	35
“if” word family (if).....	47
Capital letters at start of sentence	50
“ix” word family (fix, mix, six)	53
“im” word family (him)	62
“ig” word family (big, dig, pig, wig)	65
Letter ‘p’ vs. letters ‘b,’ ‘d’ and ‘g’	66
“ip” word family (lip, sip, tip, zip)	86
Letter ‘s’ vs. letter ‘z’	91

Quick Start Guide




Read the book **WITH** your child. You read the “regular” text, and he/she reads the big, red words, sort of like reading the different parts in a play.

Help your child sound out the words as needed.




Read the book several times. This helps develop the eye muscles and left-to-right reading patterns.

Don't rush it. Body-builders don't train in a day – neither does a child.



And most important of all, **HAVE FUN!**






(Read this page TO
your child.)

Today we are going to
practice the “ih” sound.
Can you say, “ih”?

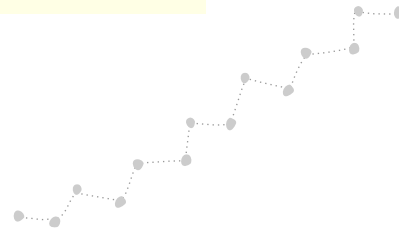
The “ih” sound is in lots
of words, like –

icky, itchy
itch

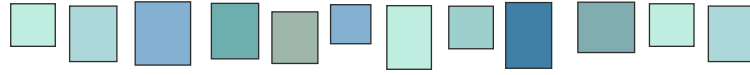


Izzy
iguana
is ill

invisible
insects



"in" family




in
win

(Other "in" words not taught here:
bin, din, fin, kin, tin, skin, etc.)


A Cat In A Hat



A **cat in**
a **hat...**




...**in** a box
with a fox...



...**in** a dish...

...**in** a fish...





...**in** a fish **in** a
dish, making a wish...



...oops, missed!


Getting Dressed




My hands are **in**
my socks.



My ears are
in my shoes.



But what goes **in**
my sweater?

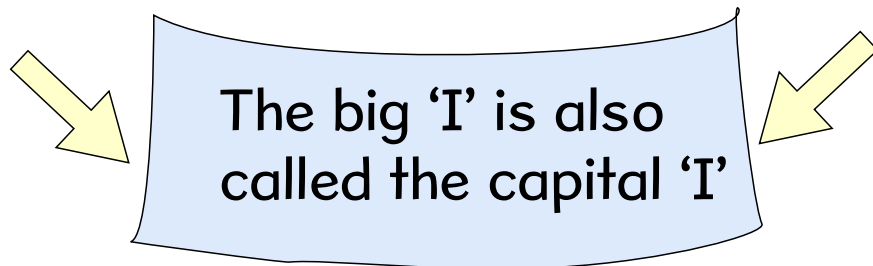
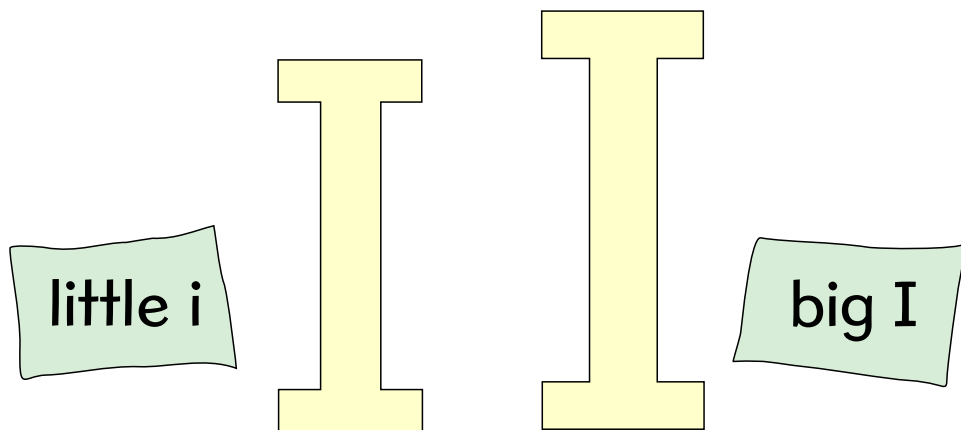


Ahh! Isn't
he cute?




(Read this page TO
your child.)

There are two ways to write
the letter 'i' – the little letter 'i'
and the big letter 'I'.




Most of the time, we use the little 'i' –

in



sit



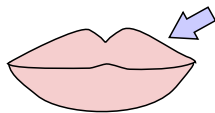
wig



pin




lip



When we talk about ourselves, we use the big letter 'I' –


I am happy




I am sad




I am a duck




The Race



“**I win!**” said the
tortoise. “**I am**
a superstar!”



“No, **I win!**” said
the snail. “**I** was the
first to come this far!”




“No, you guys did
not **win**. You
didn’t even start!”

In The Bath



I am in the bath
with my hair **in** a **hat**.

I know it looks funny,
but **I** like it like that.



The **hat** stops
shampoo from
getting **in** my eyes

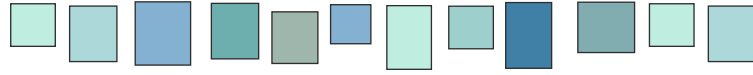


or **in** my hair

where **I** keep

a big surprise.

"id" family




kid

hid


did

(Other "id" words not taught here:
bid, lid, mid, rid, skid, grid, etc.)


The Kids



Big **kid**...



...little
kid...




...middle
kid...



...giggle **kid.**

Hiding




A hen hid
in a hat.



A horse **hid**

in the hay.



A **kid hid**
in a candy store.




He **hid in**


there all day.

Who Spilled The Milk?






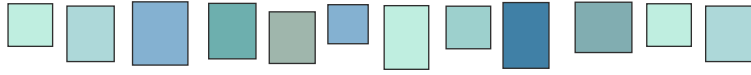
I know who **did**.



The dog **did**!



"it" family



it


bit

fit

sit

(Other "it" words not taught here:
hit, kit, lit, pit, wit, quit, knit, etc.)

A Riddle




The wetter **it**
gets, the more
it dries. What
is **it**?




A towel!


How Many Elephants?



Elephants are big,
that is what they are,
so how many elephants
fit in a car?




One baby elephant **fit**
in the front, but he
couldn't **fit** his tail
or his elephant trunk.




Another baby elephant
fit in the back.

“Help!” he said. “**I am**
squashed quite flat.”




A third baby elephant
said, “Me too!” But
all he could **fit** was
a sock and a shoe.

Waiting For My Song




Yesterday, **I sat**
and **sat**, all day long,
waiting for the radio to
play my favorite song.



Today **I sit** and
sit some more.

I am waiting for
the song.




Then my sister says,

“Silly, you have to

turn **it** on!”


The Bug That Bit Me



The bug that **bit** me
was not very big, but
it bit me on my
back, **yes, it did.**

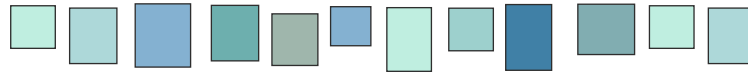
'Bit' is another way to say 'bite.'

(This picture has **5** differences.)



Then **it bit** me on my
knee, and **it bit** me on
my nose, and to say good-
night, **it bit** my toes.

"if" family



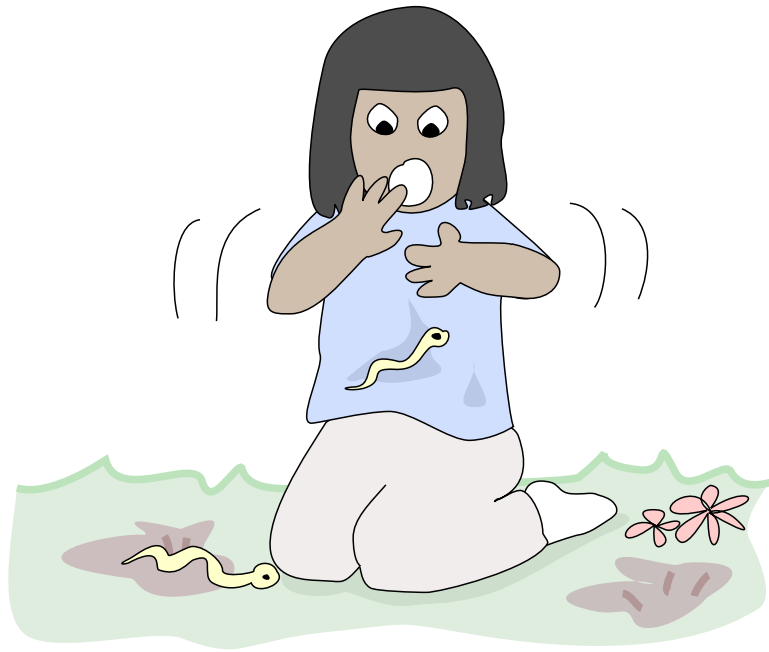
if

(Other "if" words not taught here:
rif, plus sniff, tiff, whiff, etc.)

Worms



I like worms **if**
they are **in** the
dirt.




But **I** don't like
worms **if** they
are on my shirt.



(Read this page TO
your child.)


The first letter of a sentence
is always a big letter
(a capital letter).

(A sentence is a group of words that say
something – a thought, an idea, a question.)




Can a cat
catch a
mouse?

So, if the first word in a sentence begins with
the letter “I,” we always write the big letter “I”




If I was a cat,
I would catch
candy, not mice.

Fishy Wishy

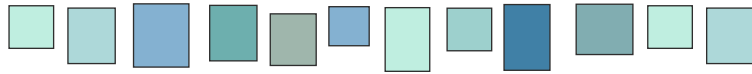


If fishes made
wishes, and **if**
fishes gave kisses,



would a fish kiss his
Mrs. **if** she cooked
his favorite dishes?

"ix" family




fix

mix

six

(Other "ix" words not taught here:
nix, affix, helix etc.)


Fix It




Tape **can fix**

a broken shoe or

fix broken plate.




But **can it fix**
a loose tooth?



Mmm, mmmph, mmmph!

(These are nonsense sounds.)

Mix A Cake



I can mix
a cake. **I can**
mix it with a
spoon,



but **I** prefer to
mix a cake with
five or **six** raccoons.

(This picture has 6 differences.)

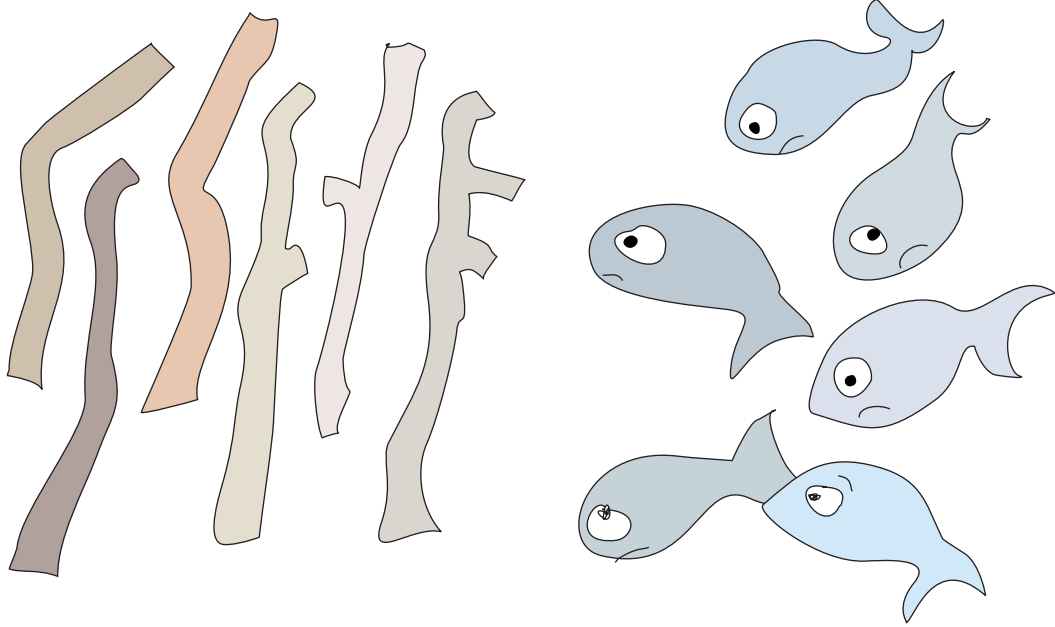


Six raccoons
can mix a
cake, and **mix**
it very well.



But they always
mix two cakes
because they **mix**
one for themselves.

Tongue Twister

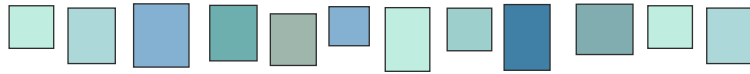


Can six

sick sticks **fix**

six sick fish?

"im" family




him

(Other "im" words not taught here:
dim, rim, Jim, Tim, slim, swim, etc.)

My Tiny, Little Dog

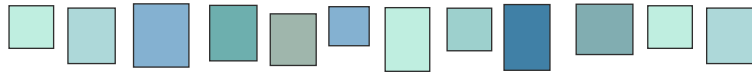


My little dog is tiny, and
when he needs a bath, **I**
put **him in** a teacup,
or **I** put **him in** a glass.



Then **I** wrap **him in**
a ribbon and put **him**
in a box. Then **I** put
him in my pocket
so he doesn't get lost.

"ig" family




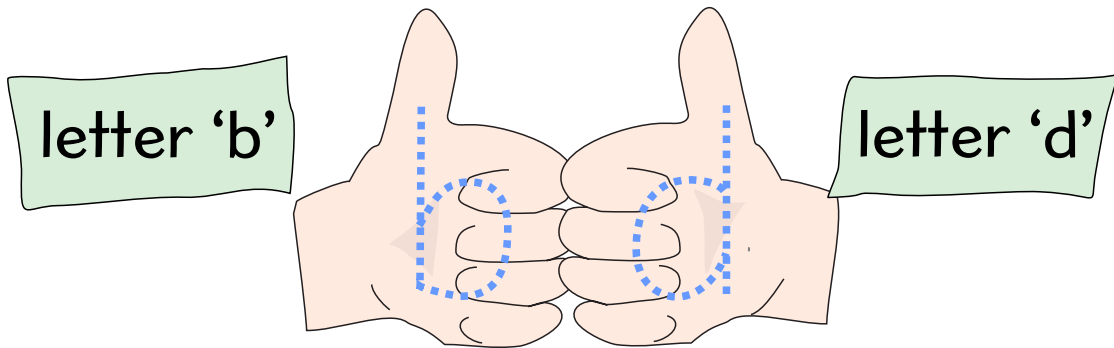
big
pig
wig

(Other "ig" words not taught here:
dig, fig, gig, jig, rig, zig, swig, twig, etc.)

(Read this page TO
your child.)



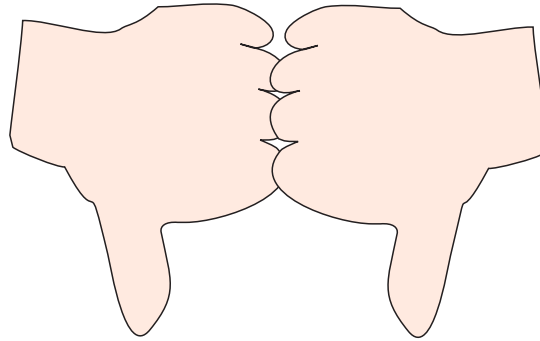
Remember the trick to know
which is the letter 'b' and
which is the letter 'd'?




We will now learn a trick to remember which
is the letter 'p' and which is the letter 'g.'

(next page)


Turn your hands so that your thumbs are pointing down –



Now pretend that this is a pig – wiggle your thumbs to make him run.




This hand is the letter 'p'


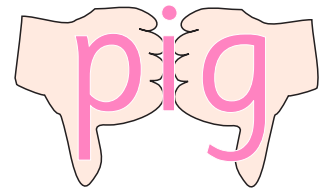


This hand is the letter 'g'





Pig-Jamas




When a **pig** goes
to **bed**, what does
he wear?




A **pig** wears
pig-jamas, and
a ribbon **in** his hair.

Big Toys



When **I** am a
big kid, I
will have **big** toys.




And with my

big toys, **I** will

make **big** noise.

If A Big Pig Hid
by Daniel White




If a big pig hid,


where would he hide?

The closet, perhaps,

if he weren't so wide.



He would, **if** he could,
hide under the **bed**,
but all he could **fit**
was the tip of his **leg**.




If he **hid in** a box,

the box would break.


Oh, where should he

hide, for goodness sake?

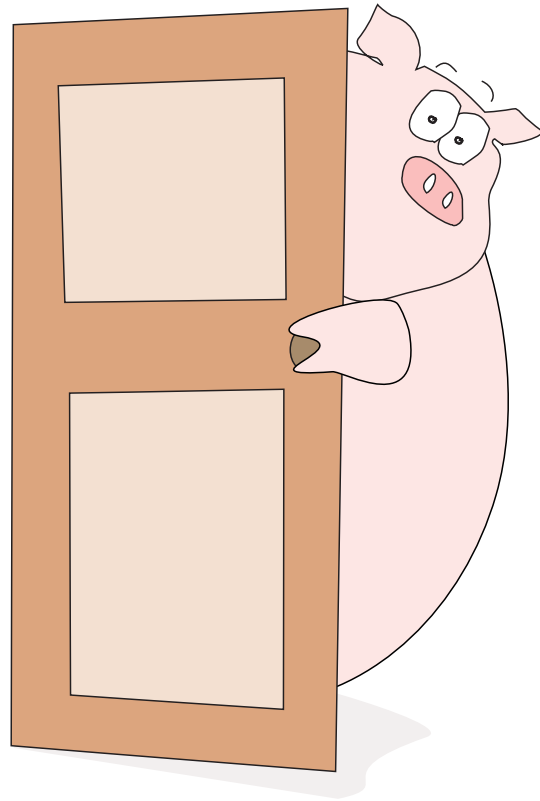


He took some time
to **sit** and think.


What **if** he **hid**
under the sink?



But a **pig** that
size is not that small –
what **if** a **pig**
can't hide at all?




So the **big pig**
hid behind the door..




...**in** the cupboard and on
the floor, over the rug and
under a chair – the **big**
pig hid everywhere!

Pig Wig



A little pig in
a big wig.



A **big pig** in
a little **wig**.

Wet Wig




There once was a
whale who wore
a **big wig**.




Then the whale went

in the water, oh,

yes, he **did**.



“My **wig!**” said the
whale. “My **wig** is now
a mop. Do I want a **wet**
wig? Oh, no, **I** do not.”



So the **wig**
went flying
through the air.

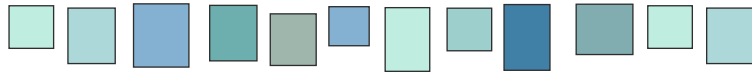


“Look **at** me!”

said a bird.

“**I** have hair!”

"ip" family



lip
tip
sip
zip

(Other "ip" words not taught here:
dip, nip, rip, trip, slip, etc.)

Just A Sip



I had a sip

of lemonade.



I had a sip

of tea.



Then **I had** a
sip of something that
said, “Don’t Drink Me.”

Stuck Zip




Oh, no, my **zip**
is stuck. **It** won't
zip down, and
it won't **zip** up.




(Read this page TO
your child.)

Here is a way to remember
the difference between
an 's' and a 'z.'



The 's' is
curvy like
a snake.

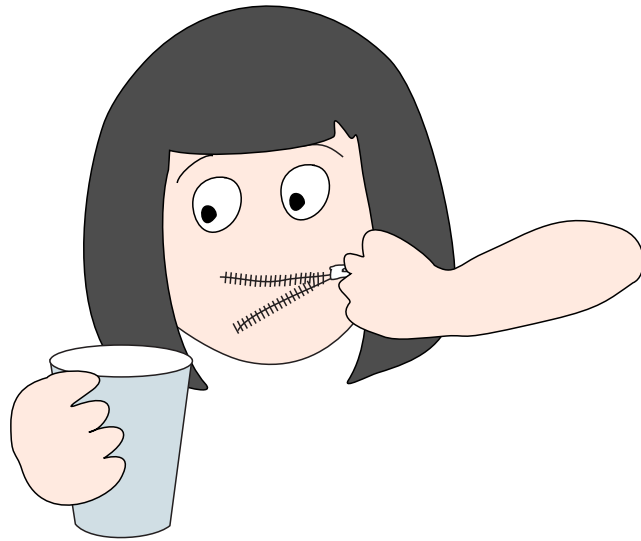


The 'z' has
straight lines,
and most zippers
are more or less
straight.

Also, "sss" is
the sound that
"sssnakes"
make.


Also, "zzzzz" is
the sound that
zippers make
when they zip up.

Zip Your Lip




If you **zip** your **lip**,
you cannot **sip** water,
milk or tea. So **if** you
are thirsty, un-**zip**
your **lip** “firsty.”


On The Tip



I stood on the **tip**
of the hill with a ball
on the **tip** of my nose.



Then **I** balanced
the ball on the **tip**
of my toe.



So there **I** was, **in**
the sun, having a lot
of... of... of...



What word is on
the **tip** of my
tongue?

Tongue Twister 2



I like to lick my **lip**.

My **lip** **I** lick a lot.

The End

Next:
Progressive Phonics
Book 4: Short Vowel “o”

ProgressivePhonics.com