





School Day Skills

Grade

2

Improve
school skills,
day by day!

- Fun daily practice pages for the school year
- Learning activities take just a few minutes each day
- Reading comprehension, addition and subtraction, counting money, and more

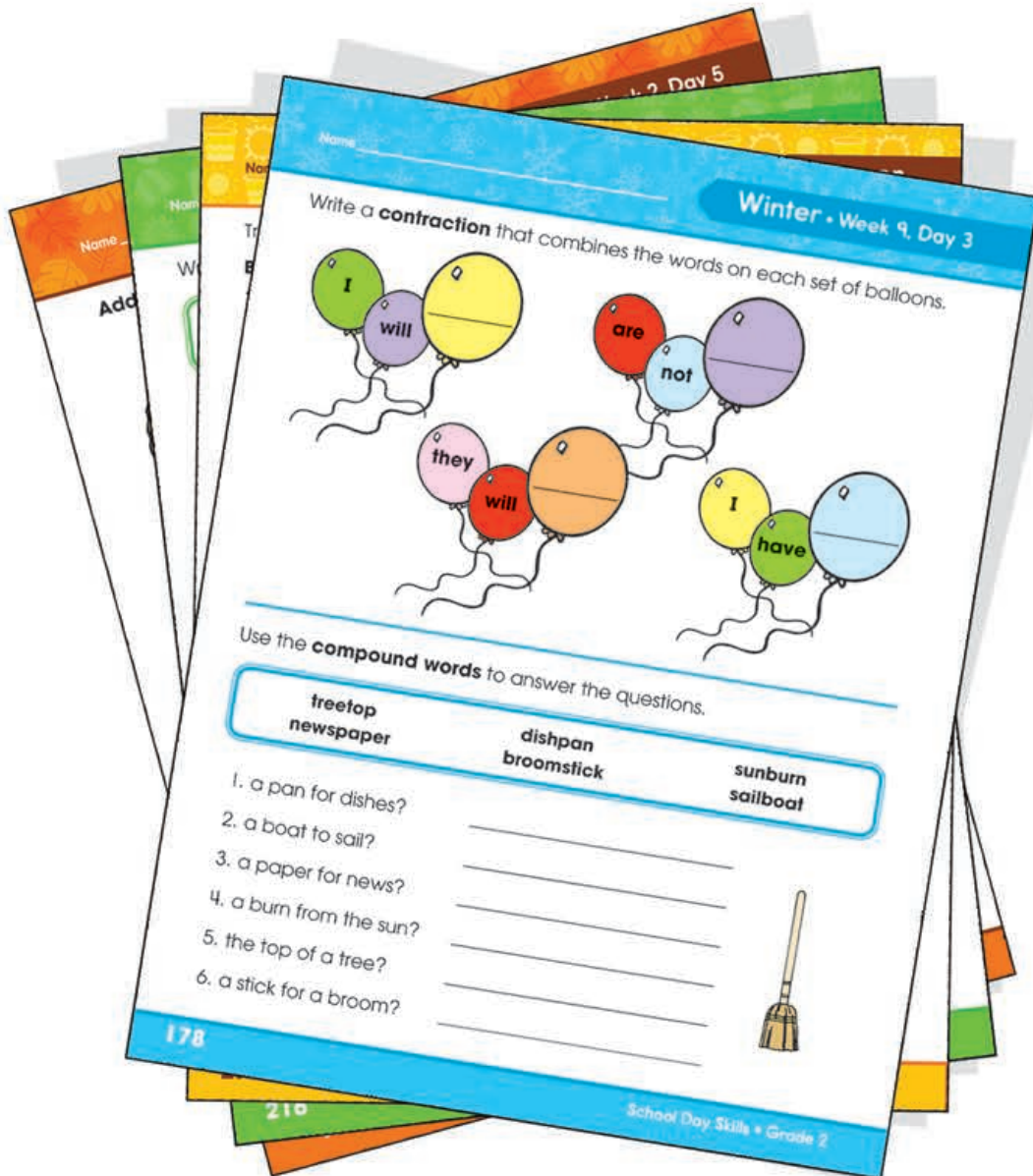


Math • Reading • Writing

School Day Skills

Grade

2





Thinking Kids™
Carson-Dellosa Publishing LLC
P.O. Box 35665
Greensboro, NC 27425 USA

© 2016 Carson-Dellosa Publishing LLC. Except as permitted under the United States Copyright Act, no part of this publication may be reproduced, stored, or distributed in any form or by any means (mechanically, electronically, recording, etc.) without the prior written consent of Carson-Dellosa Publishing LLC. Thinking Kids™ is an imprint of Carson-Dellosa Publishing LLC.

ISBN 978-1-4838-3572-3

Table of Contents



Autumn

Weeks 1-9 4

School Skills Introduced: spelling long and short vowel sounds • spelling words with double vowels • using spelling patterns • forming irregular plurals • capitalizing proper nouns • understanding adjectives and adverbs • forming possessives • memorizing addition facts to 20 • adding and subtracting to 100 with regrouping • solving word problems • mentally adding 10 and 100 • understanding place value to hundreds • telling time to the nearest five minutes • identifying shapes • understanding halves, fourths, and thirds • measuring in inches • working with graphs



Winter

Weeks 1-9 94

School Skills Introduced: using collective nouns • understanding irregular verbs • using commas in greetings and closings • forming contractions • finding prefixes and suffixes • correcting misspelled words • forming compound words • using homophones • reading for information • adding 3 two-digit numbers • adding and subtracting three-digit numbers • mentally subtracting 10 and 100 • counting to 1,000 • understanding odd and even • counting coins • drawing shapes • measuring in centimeters



Spring

Weeks 1-9 184

School Skills Introduced: understanding sentence subjects and predicates • combining sentences • using subject and object pronouns • understanding reflexive pronouns • finding synonyms and antonyms • finding root words • using a dictionary • adding and subtracting to 1,000 with regrouping • adding 4 two-digit numbers • comparing three-digit numbers • reading and writing number names to 1,000 • counting dollar bills • estimating lengths • identifying quadrilateral shapes



Summer

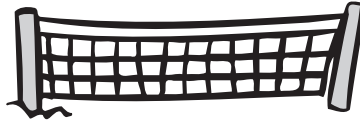
Fun Ideas for Summer Learning 274

Answer Key 276

Write a letter to complete each **short vowel** word.




p__p



n__t



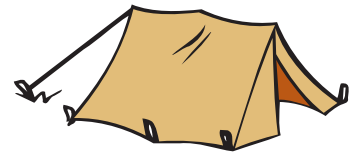
s__ck



__x



l__ps



t__nt

Roll dice to find two addends. Write them on the first two lines. **Add** to find the sum.



1. _____ + _____ = _____




2. _____ + _____ = _____



3. _____ + _____ = _____



4. _____ + _____ = _____

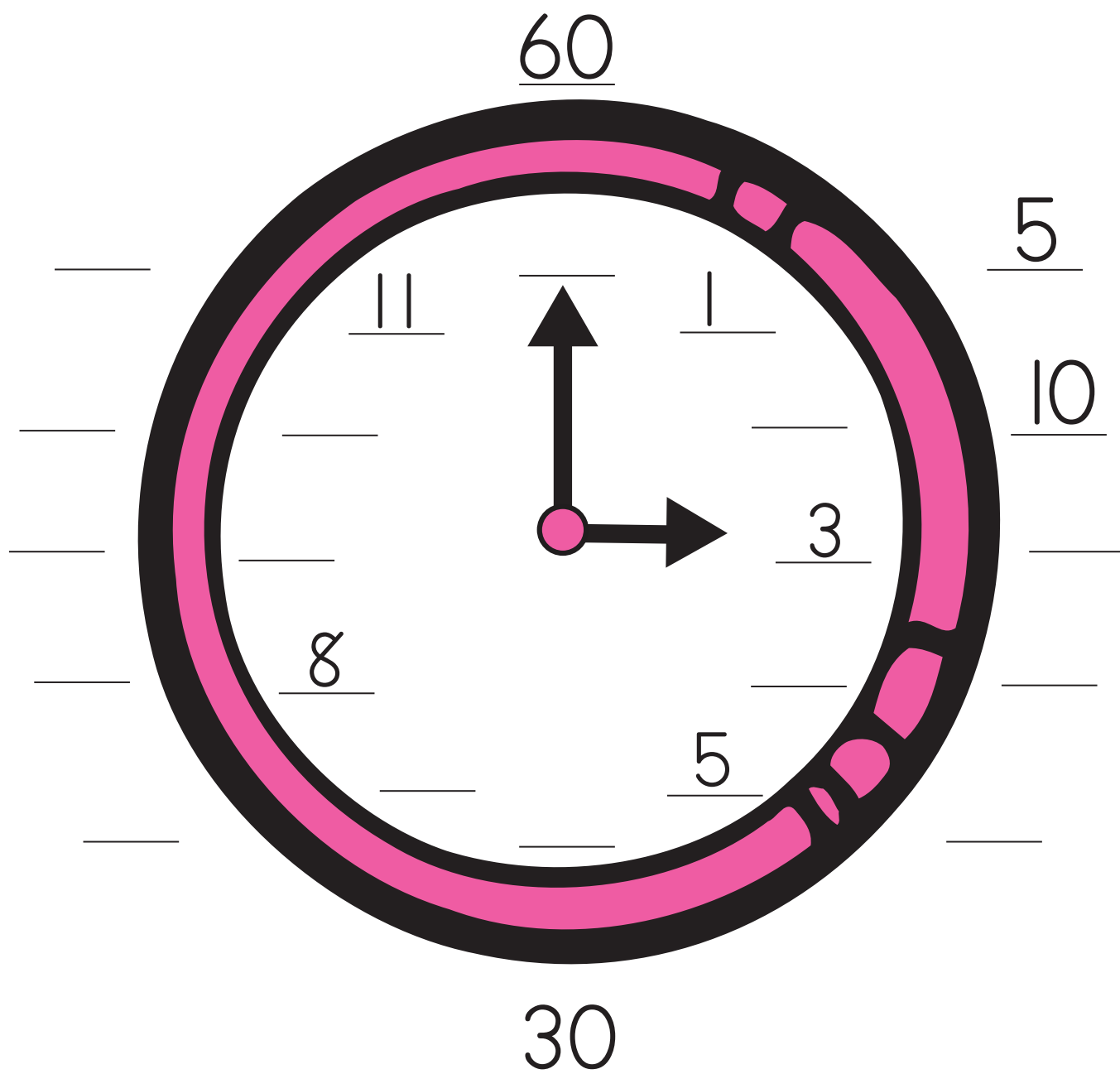


5. _____ + _____ = _____

Name _____

Autumn • Week 1, Day 1

A clock face has numbers from 1 to 12. There are 60 minutes in one hour. Fill in the numbers. Count by **ones** on the clock face. Count by **fives** around the clock.



Write the words that rhyme with each word below. Circle the letters in each word that spell the **long e** sound.

neat
sea

read
mean

team
meat

eat
beam

seat
lean

wheat

seam

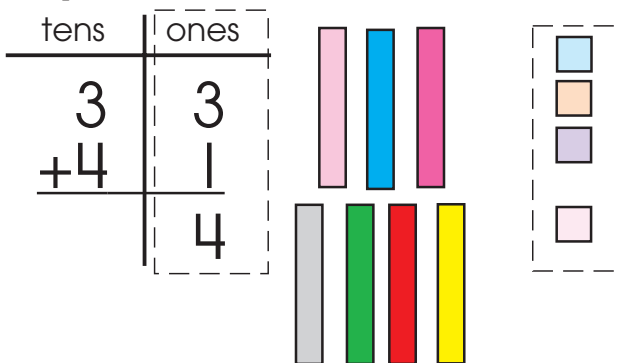
bead

bean

tea

Add numbers with two digits. Add the **ones**. Then, add the **tens**. Follow the example.

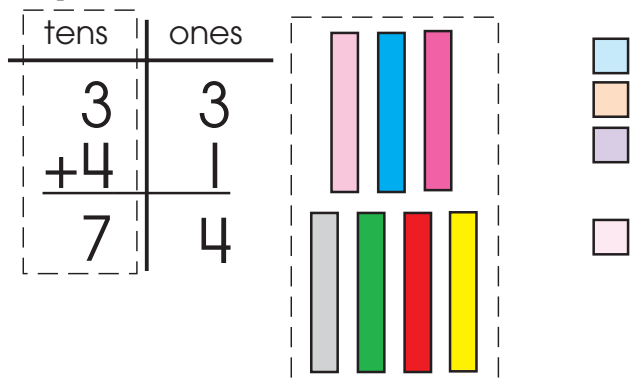
Step 1: Add the ones.



$$\begin{array}{r} 24 \\ + 62 \\ \hline \end{array}$$

$$\begin{array}{r} 15 \\ + 23 \\ \hline \end{array}$$

Step 2: Add the tens.



$$\begin{array}{r} 38 \\ + 61 \\ \hline \end{array}$$

$$\begin{array}{r} 11 \\ + 26 \\ \hline \end{array}$$

The names of places, products, and holidays are **proper nouns** that begin with a capital letter. Rewrite each sentence, capitalizing all the proper nouns.

1. Aunt Frances lives in detroit, michigan.

2. We celebrate valentine's day in february.


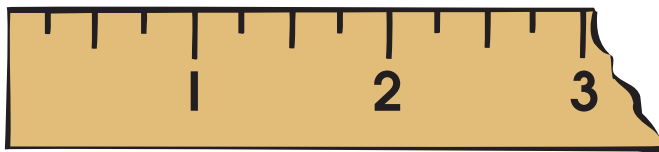
3. I chose yumtime muffins for our snack.

4. We live in the united states of america.

An **inch** is a unit of measurement. A ruler shows 12 inches. Use a ruler to measure each object to the nearest inch.



1 inch



_____ inches



_____ inches

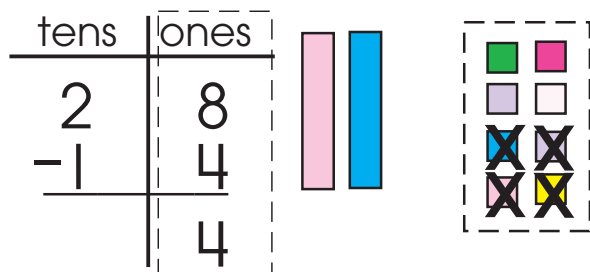


_____ inch

How much longer is the marker than the paper clip? _____ inches

Subtract numbers with two digits. Subtract the **ones**. Then, subtract the **tens**. Follow the example.

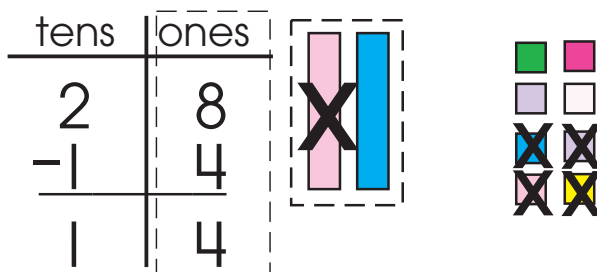
Step 1: Subtract the ones.



$$\begin{array}{r} 24 \\ - 12 \\ \hline \end{array}$$

$$\begin{array}{r} 61 \\ - 30 \\ \hline \end{array}$$

Step 2: Subtract the tens.



$$\begin{array}{r} 77 \\ - 44 \\ \hline \end{array}$$

$$\begin{array}{r} 85 \\ - 24 \\ \hline \end{array}$$

Add an **apostrophe** and the letter **s** ('s) to the noun in each sentence to show who owns something.

1. That is Holly flower garden.

2. Mark new skates are black and green.

3. Mom threw away Dad old shoes.


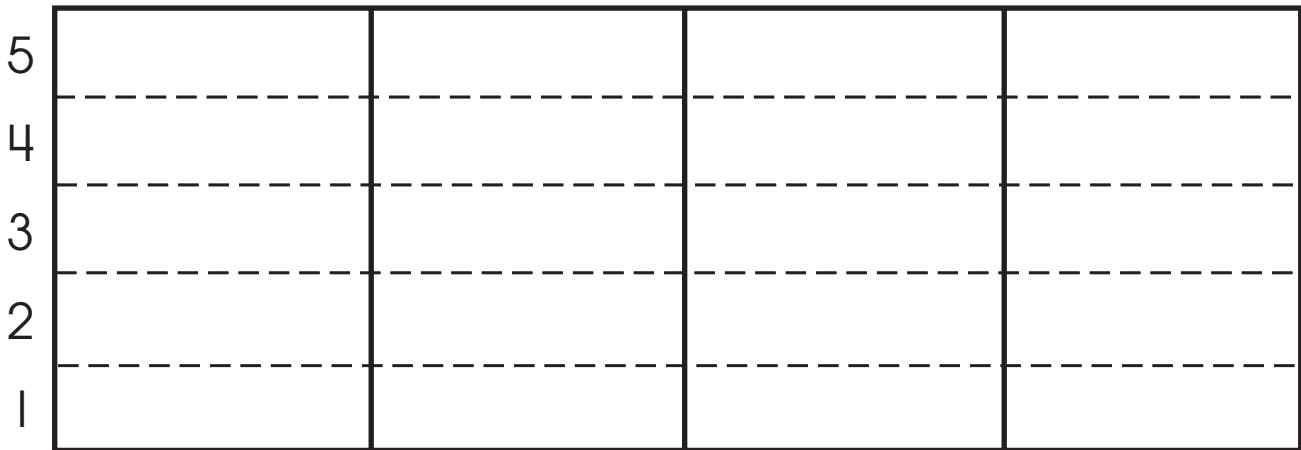
4. Buster food dish was lost in the snowstorm.



Name _____

Autumn • Week 1, Day 3

Color the picture. Then, color spaces to make a **bar graph** that shows how many of each item you count.



Write a letter to complete each **short vowel** word.



h__t



f__x



p__n



c__ndle



p__nny



th__mble

An **adverb** is a word that describes a verb. It can tell where, how, or when. Adverbs often end with **ly**. Circle the adverb in each sentence. The first one is done for you.

1. The skateboarder landed (smoothly.)

2. Their call was returned quickly.

3. We easily learned the new words.

4. He did the work perfectly.

5. She lost her purse somewhere.



Add the **ones**. Then, add the **tens**. Write the sum.

$$\begin{array}{r} 2 \text{ tens and } 6 \text{ ones} \\ + 1 \text{ ten and } 3 \text{ ones} \\ \hline \end{array}$$

___ tens and ___ ones = ___

$$\begin{array}{r} 1 \text{ ten and } 4 \text{ ones} \\ + 3 \text{ tens and } 3 \text{ ones} \\ \hline \end{array}$$

___ tens and ___ ones = ___




$$\begin{array}{r} 2 \text{ tens and } 5 \text{ ones} \\ + 2 \text{ tens and } 3 \text{ ones} \\ \hline \end{array}$$

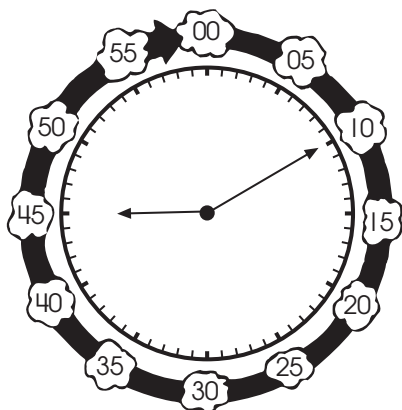
___ tens and ___ ones = ___

$$\begin{array}{r} 1 \text{ ten and } 6 \text{ ones} \\ + 5 \text{ tens and } 1 \text{ one} \\ \hline \end{array}$$

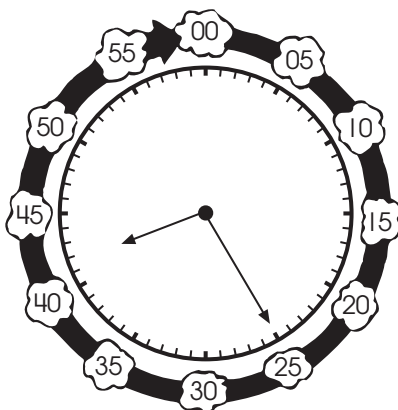
___ tens and ___ ones = ___



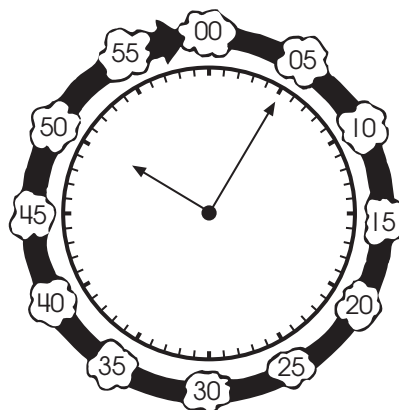
There are 60 minutes in one hour. The short hand shows the **hour**. The long hand shows the **minutes**. Write the time shown on each clock. The first one is done for you.



9 : 10



_____ : _____



_____ : _____

Add in one minute or less.

$$\begin{array}{r} 8 \\ + 8 \\ \hline \end{array}$$

$$\begin{array}{r} 2 \\ + 3 \\ \hline \end{array}$$

$$\begin{array}{r} 7 \\ + 1 \\ \hline \end{array}$$

$$\begin{array}{r} 2 \\ + 8 \\ \hline \end{array}$$

$$\begin{array}{r} 5 \\ + 7 \\ \hline \end{array}$$

$$\begin{array}{r} 9 \\ + 10 \\ \hline \end{array}$$


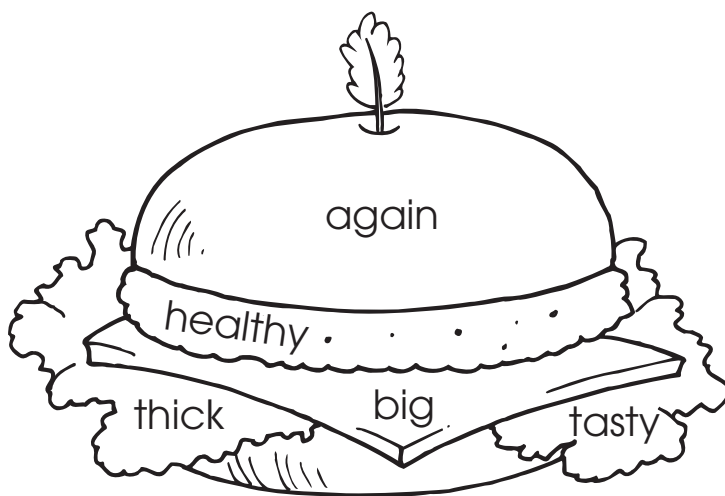
$$\begin{array}{r} 4 \\ + 10 \\ \hline \end{array}$$

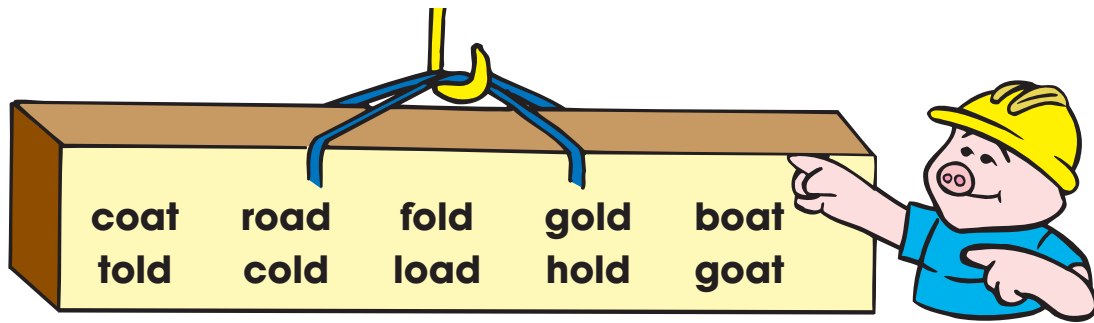
$$\begin{array}{r} 6 \\ + 0 \\ \hline \end{array}$$

$$\begin{array}{r} 9 \\ + 5 \\ \hline \end{array}$$

$$\begin{array}{r} 8 \\ + 6 \\ \hline \end{array}$$

Adjectives describe nouns. They can tell what kind, how many, or which one. Color each space that has an adjective.





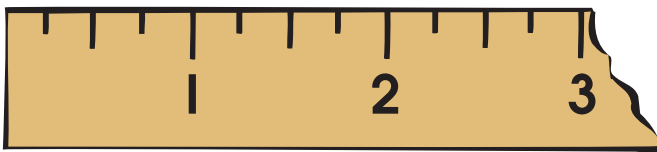
Write the words with **o** followed by **ld** that make the **long o** sound.

Write the **oa** words that make the **long o** sound.

Use a ruler to measure each object to the nearest **inch**.




1 inch



_____ inches



_____ inches



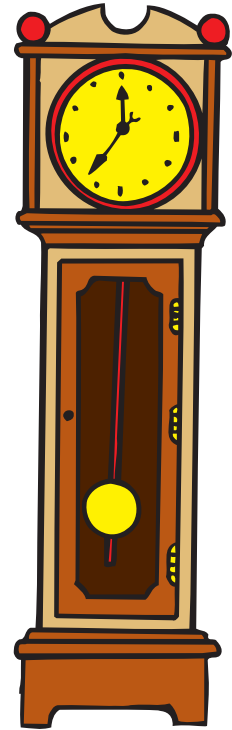
_____ inches

How many inches longer is the paintbrush than the pair of scissors?

_____ inches

Circle the correct answer.

1. There are 60 seconds in a (minute, year).
2. There are 60 minutes in an (second, hour).
3. There are 24 hours in a (minute, day).
4. There are 365 days in a (year, week).
5. There are 7 days in a (week, hour).
6. There are 12 months in a (year, week).




When two vowels appear together, the first vowel often makes a **long vowel sound**. The second vowel is **silent**. Unscramble the double-vowel words.



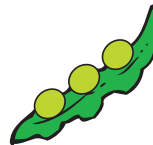
teas _____



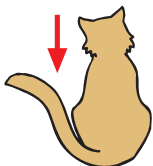
otab _____



ogat _____



spea _____




atli _____



apil _____

Subtract to find out how many of each exercise the players should do. Subtract the **ones**. Then, subtract the **tens**.



Write the **plurals**. Follow the examples.

Example: dog + s = dogs

cat _____

boot _____

house _____

Example: ax + es = axes

fox _____

tax _____

box _____

Example: peach + es = peaches

lunch _____

bunch _____

punch _____

Example: glass + es = glasses

mess _____

guess _____

class _____


Add the ones. Then, add the **tens**. Write the sum.

$$\begin{array}{r} 1 \text{ ten and } 3 \text{ ones} \\ + 1 \text{ ten and } 1 \text{ one} \\ \hline \end{array}$$

___ tens and ___ ones = ___

$$\begin{array}{r} 2 \text{ tens and } 5 \text{ ones} \\ + 2 \text{ tens and } 0 \text{ ones} \\ \hline \end{array}$$

___ tens and ___ ones = ___




$$\begin{array}{r} 1 \text{ ten and } 5 \text{ ones} \\ + 2 \text{ tens and } 4 \text{ ones} \\ \hline \end{array}$$

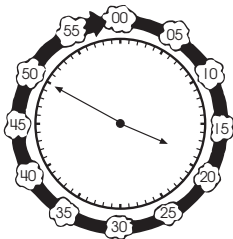
___ tens and ___ ones = ___

$$\begin{array}{r} 7 \text{ tens and } 6 \text{ ones} \\ + 2 \text{ tens and } 2 \text{ ones} \\ \hline \end{array}$$

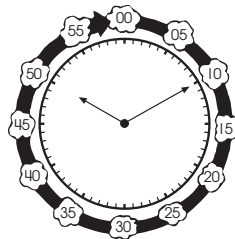
___ tens and ___ ones = ___



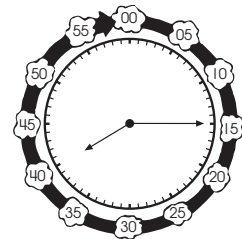
Write the time shown on each clock. The first one is done for you.



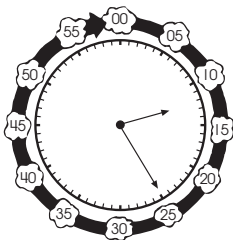
3 : 50



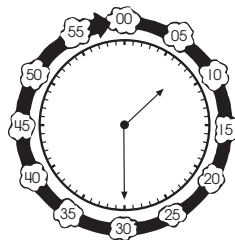
:



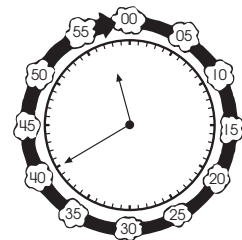
:



:



:



:

The names of places, products, and holidays are **proper nouns** that begin with a capital letter. Rewrite each sentence, capitalizing all the proper nouns.

1. We will have a family picnic on memorial day.

2. I want a roadways bike for my birthday.

3. The mall of america is in minneapolis, minnesota.

4. Can you believe we drove from florida to maine?

Write letters to complete the words with **short vowel sounds**.



l____dder



p____pcorn




p____pp____t



h____mmer



b____ttle



b____tt____n

Find each item. Use a ruler to measure it to the nearest **inch**.

a stack of blocks _____ inches a toy car _____ inches

your foot _____ inches a spoon _____ inches

the length of a book _____ inches a toothbrush _____ inches

Which item was shortest? _____

Which item was longest? _____

Add **'s** to the noun in **bold** in the first sentence. Use the new word to complete the second sentence.

1. **Dad** is charging his phone.

_____ phone is charging.

2. **Isa** has a blue backpack.

Have you seen _____ blue backpack?

3. **Jake** got a new video game.

Let's play _____ new video game.

4. **Mrs. Allen** has wilted plants.

We helped water _____ plants.

Add in one minute or less.

$$\begin{array}{r} 9 \\ + 10 \\ \hline \end{array}$$

$$\begin{array}{r} 2 \\ + 5 \\ \hline \end{array}$$

$$\begin{array}{r} 4 \\ + 6 \\ \hline \end{array}$$

$$\begin{array}{r} 9 \\ + 9 \\ \hline \end{array}$$

$$\begin{array}{r} 3 \\ + 4 \\ \hline \end{array}$$

$$\begin{array}{r} 0 \\ + 8 \\ \hline \end{array}$$

$$\begin{array}{r} 3 \\ + 7 \\ \hline \end{array}$$

$$\begin{array}{r} 1 \\ + 11 \\ \hline \end{array}$$

$$\begin{array}{r} 7 \\ + 10 \\ \hline \end{array}$$

$$\begin{array}{r} 2 \\ + 5 \\ \hline \end{array}$$

way
wait

sail
day

pain
pay

say
nail

rain
lay



Write the **ai** words that make the **long a** sound.

Write the **ay** words that make the **long a** sound.

Write **ou**, **ow**, or **aw** to complete each word.



h_____se



fl_____er




m_____th



p_____



_____l




s_____



cl_____d




p_____der




j_____

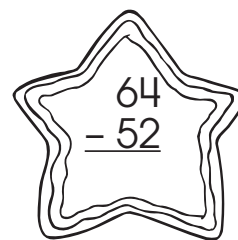
Subtract. Circle the answers. Then, color the cookies with differences that are greater than 30.



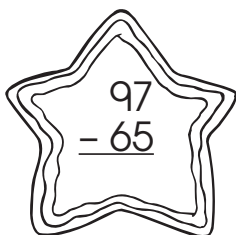
20 25 35




67 86 65




12 26 16



31 33 32



56 36 37



34 43 39

Color the pots to make a **bar graph** that shows the number of flowers.



1 2 3 4 5 6 7 8

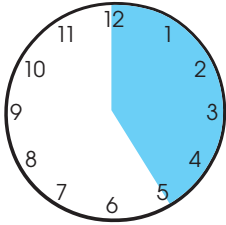


Write an **adjective** in each blank. Then, draw a picture to match the sentence.

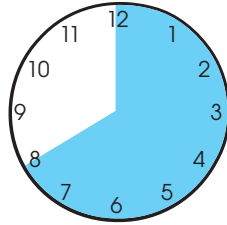
The _____ flag waved over
the _____ building.

A _____ lion searched for
food in the _____ jungle.

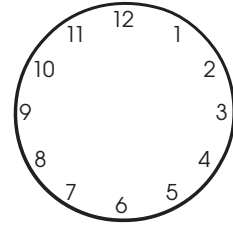
Color part of each clock face to show the number of **minutes**. The first two are done for you.




25 minutes



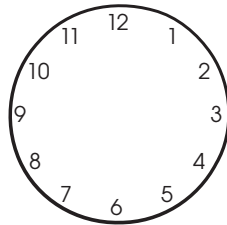
40 minutes



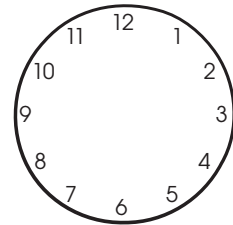
30 minutes



15 minutes




45 minutes

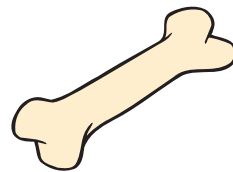


55 minutes


Many words that end with **silent e** have a **long vowel** sound. Complete each word with a letter that helps make the long vowel sound.




___pe



b___ne



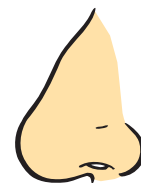
c___be



k___te




r___ke



n___se

Add. First, add the **ones**. Then, add the **tens**. Write the sum.



Write **how**, **when**, or **where** to explain what each **adverb** tells.

- | | |
|---------------------------------------|-------------------------------------|
| 1. I run today . _____ | 8. I run far . _____ |
| 2. I run outside . _____ | 9. I run happily . _____ |
| 3. I will run tomorrow . _____ | 10. I run weekly . _____ |
| 4. I run around . _____ | 11. I run swiftly . _____ |
| 5. I run nearby . _____ | 12. I run first . _____ |
| 6. I run sometimes . _____ | 13. I run next . _____ |
| 7. I run there . _____ | 14. I run gracefully . _____ |

Add in one minute or less.

$$\begin{array}{r} 9 \\ + 3 \\ \hline \end{array}$$

$$\begin{array}{r} 5 \\ + 6 \\ \hline \end{array}$$

$$\begin{array}{r} 3 \\ + 3 \\ \hline \end{array}$$

$$\begin{array}{r} 0 \\ + 1 \\ \hline \end{array}$$

$$\begin{array}{r} 7 \\ + 9 \\ \hline \end{array}$$

$$\begin{array}{r} 8 \\ + 2 \\ \hline \end{array}$$

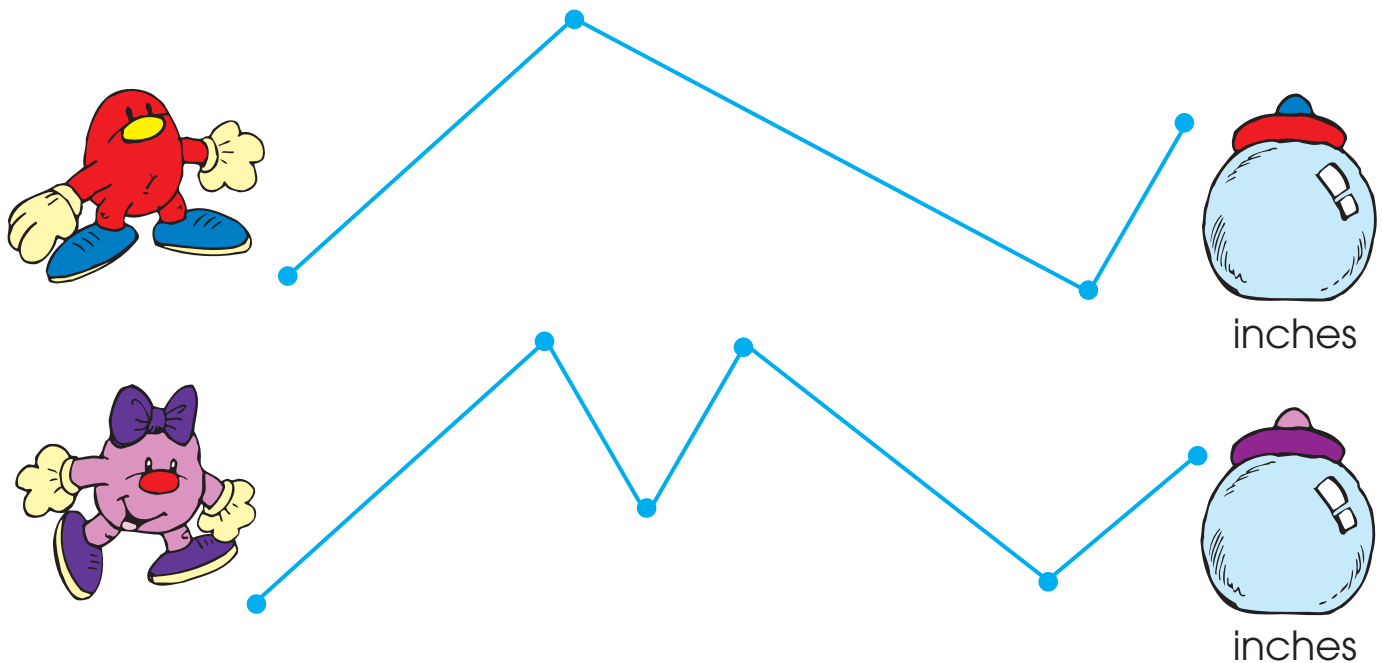
$$\begin{array}{r} 6 \\ + 10 \\ \hline \end{array}$$

$$\begin{array}{r} 6 \\ + 3 \\ \hline \end{array}$$


$$\begin{array}{r} 7 \\ + 1 \\ \hline \end{array}$$

$$\begin{array}{r} 5 \\ + 9 \\ \hline \end{array}$$

Use a ruler to measure the line segments to the nearest **inch**. Write the number of inches on each candy jar.



sky might dry by night
sight cry light right fly



Write the **igh** words that make the **long i** sound.

Write the words ending in **y** that make the **long i** sound.

In each sentence, circle an **adjective**. Then, draw an arrow from it to the noun it describes. The first one is done for you.

1. A platypus is a (furry) animal that lives in Australia.


2. This interesting animal lays eggs.

3. Its strange nose looks like a duck's bill.

4. It has a broad tail like a beaver.

5. Platypuses are great swimmers.

6. They have webbed feet which help them swim.



Write the **plural** of each noun. In each word, change **y** to **ie** before adding **s**.

berry _____

cherry _____


bunny _____

penny _____

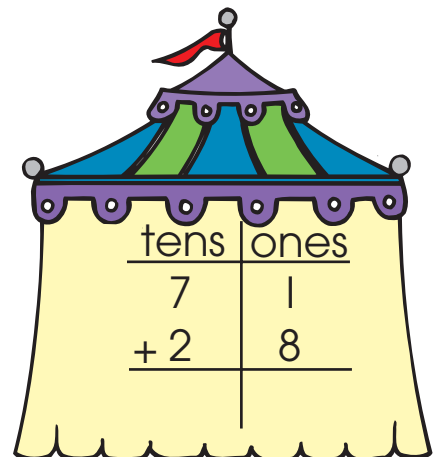
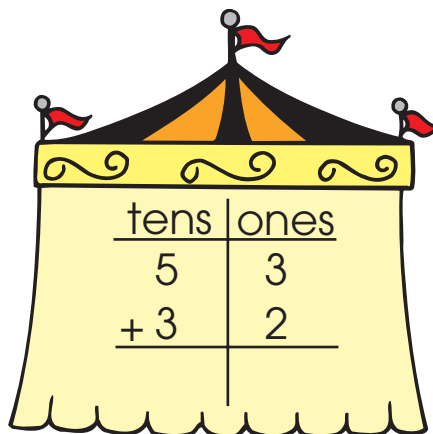
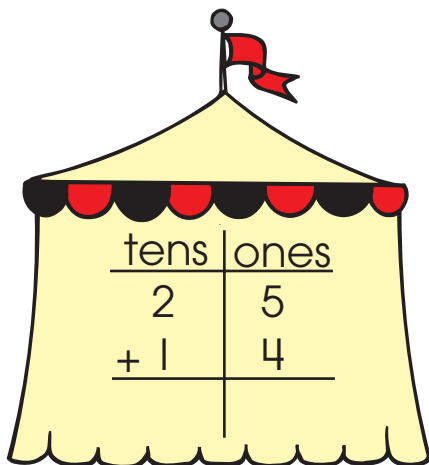
family _____

candy _____

party _____




Add the **ones**. Then, add the **tens**. Write the sum.



The letters **ea** can spell a **short vowel sound** (as in **head**), a **long vowel sound** (as in **bead**), or a vowel sound followed by **r** (as in **heard**). Write each **bold** word from the story in the correct column.

Have you ever **read** a book or **heard** a story about a **bear**? You might have **learned** that bears sleep through the winter. Some bears may sleep the whole **season**. Sometimes, they look almost **dead**! But they are very much alive. As the cold winter passes and the spring **weather** comes **near**, they wake up. After such a nice rest, they must be **ready** to **eat** a **really** big **meal**!



words with short ea

words with long ea

ea followed by r

_____	_____	_____
_____	_____	_____
_____	_____	_____
_____	_____	_____

Add or **subtract**. Circle the answer on the number line.

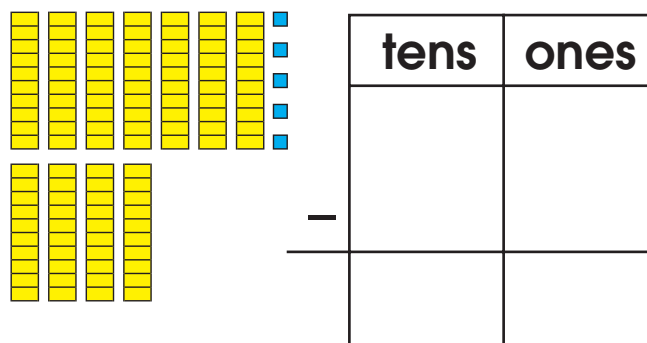
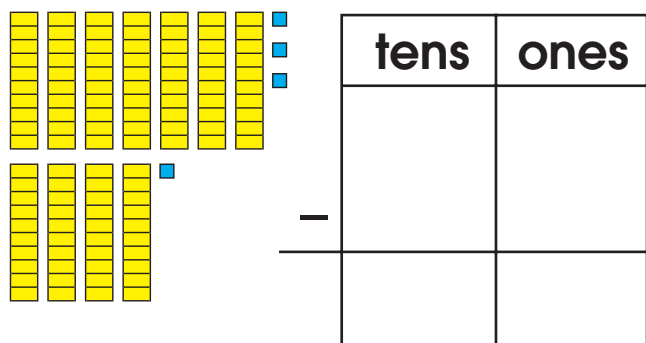
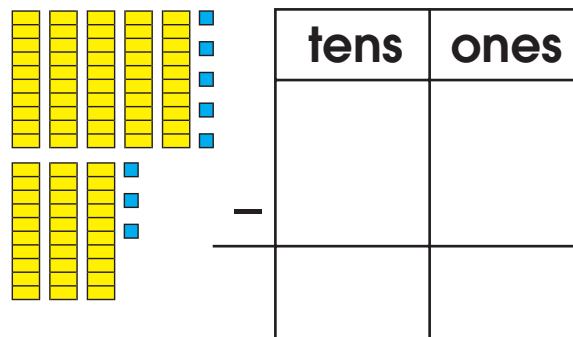
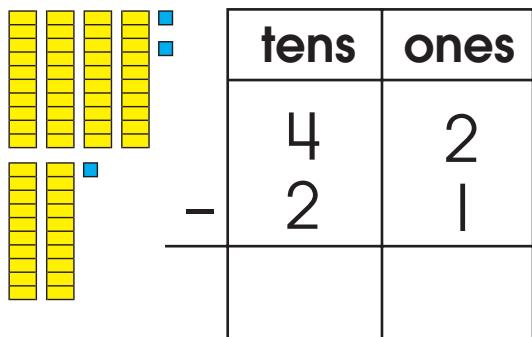
$$20 - 13 = \underline{\quad}$$




$$20 + 19 = \underline{\quad}$$



Count the **tens** and **ones** and write the numbers. Then, **subtract**. The first one is done for you.



Color the pictures whose names have a **short vowel sound blue**. Color the pictures whose names have a **long vowel sound orange**.



frog



queen




nine



drum



stamp



bell



rope



rain

The proofreading mark ≡ means “capitalize.” Write ≡ under each letter that should be a capital.

1. At arrowhead elementary, there is no school on presidents’ day.
2. When I was seven, our family moved from des moines, iowa, to phoenix, arizona.
3. Reggie loves dog days dog food, but Mitzy will only eat pet choice.
4. Grandma and Grandpa will make brunch for the whole family on easter sunday.
5. Eric went to college in pittsburgh, pennsylvania.

The hours between 12:00 midnight and 12:00 noon are **A.M.** hours. The hours between 12:00 noon and 12:00 midnight are **P.M.** hours. Draw a line between times that are the same.

six o’clock in the evening

8:00 A.M.

3:30 A.M.

6:00 P.M.

4:15 P.M.

three thirty in the morning

eight o’clock in the morning

four fifteen in the afternoon

quarter past five in the evening

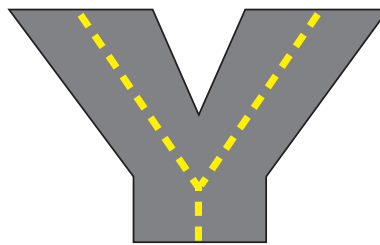
5:15 P.M.

Write the words on the correct road.

sleepy many dry shy penny fly why funny

y sounds like long e

y sounds like long i



Add **'s** to the noun in **bold** in the first sentence. Use the new word to complete the second sentence.

1. The **turtle** has green and brown spots on its shell.

Did you see the pattern on the _____ shell?

2. I live two doors down from **Malia**.

My house is close to _____ house.

3. **Nana** makes minestrone soup.

_____ minestrone soup is the best!

4. **Coach Tom** is our soccer coach.

I work hard during _____ practices.

Name _____

Autumn • Week 3, Day 4

Add in one minute or less.

$$\begin{array}{r} 9 \\ + 5 \\ \hline \end{array}$$

$$\begin{array}{r} 7 \\ + 7 \\ \hline \end{array}$$

$$\begin{array}{r} 2 \\ + 10 \\ \hline \end{array}$$

$$\begin{array}{r} 5 \\ + 6 \\ \hline \end{array}$$

$$\begin{array}{r} 3 \\ + 5 \\ \hline \end{array}$$

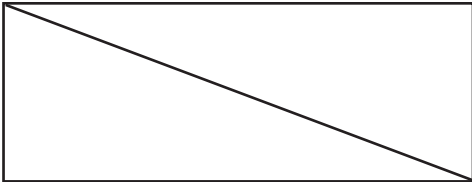
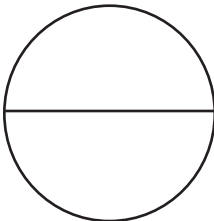


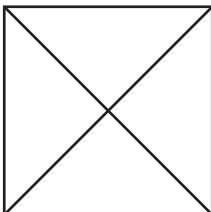


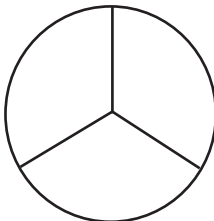
$$\begin{array}{r} 1 \\ + 4 \\ \hline \end{array}$$

$$\begin{array}{r} 9 \\ + 4 \\ \hline \end{array}$$

$$\begin{array}{r} 10 \\ + 6 \\ \hline \end{array}$$

$$\begin{array}{r} 2 \\ + 2 \\ \hline \end{array}$$

$$\begin{array}{r} 4 \\ + 8 \\ \hline \end{array}$$

Color: one half red			
Color: one fourth blue			
Color: one third orange			

Add the points scored in each game. Add the **ones**. Then, add the **tens**.



Total _____



Total _____



Total _____



Total _____



Total _____



Total _____

An **adverb** describes an action. Circle the adverb in each pair of words.

1. soon, supper

6. quilt, quickly

2. neatly, nine

7. finally, feather

3. proudly, prove

8. quietly, quacks

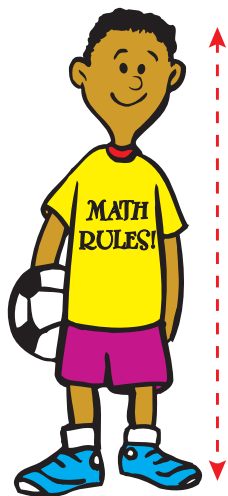
4. help, easily

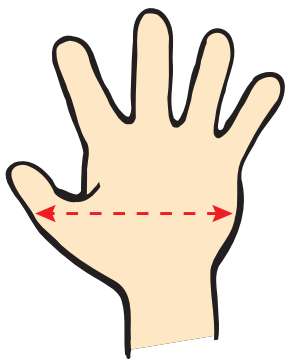
9. sail, safely


5. warmly, wonder

10. later, laugh

Write **inch**, **foot**, or **mile** to show the unit that best measures each item.









Chicago

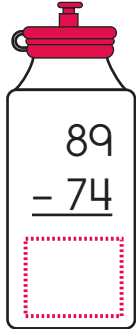

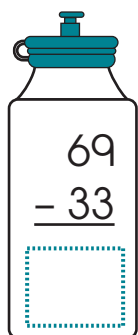

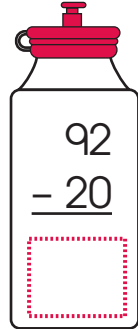



New York City

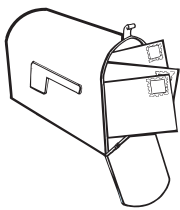
If the letters **ie** or **ei** spell the **long e sound**, color the box **green**. If the letters **ei** spell the **long a sound**, color the box **blue**.

neighbor	either	eight
ceiling	reindeer	believe

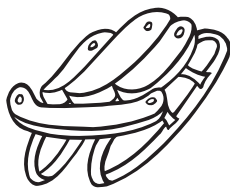
Subtract to find out how many of each exercise the players should do. Subtract the **ones**. Then, subtract the **tens**.

	 <p>crunches</p>		 <p>toe touches</p>		 <p>push-ups</p>
--	---	---	--	---	---


Color the pictures whose names have a **short vowel sound blue**. Color the pictures whose names have a **long vowel sound orange**.



mail




sled



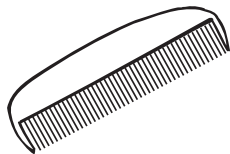
fist



tube



cat



comb



tree



truck

Look at the **bold** noun in each sentence. Circle an **adjective** that describes the noun.

1. Wild **animals** do not make good pets.


2. These animals eat special **diets**.

3. These **animals** want to be free.


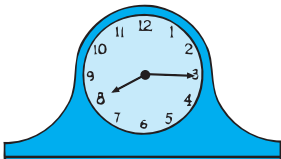
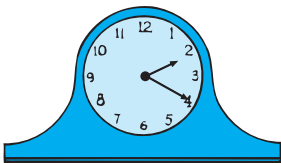
4. Even small **animals** can be difficult if they are wild.

5. Raccoons and squirrels are not tame **pets**.

6. Never touch a baby **animal** in the wild.



Draw lines to connect times that are the same.



Add in one minute or less.

$$\begin{array}{r} 10 \\ + 2 \\ \hline \end{array}$$

$$\begin{array}{r} 4 \\ + 6 \\ \hline \end{array}$$

$$\begin{array}{r} 1 \\ + 8 \\ \hline \end{array}$$

$$\begin{array}{r} 5 \\ + 8 \\ \hline \end{array}$$

$$\begin{array}{r} 7 \\ + 6 \\ \hline \end{array}$$

$$\begin{array}{r} 9 \\ + 6 \\ \hline \end{array}$$

$$\begin{array}{r} 4 \\ + 4 \\ \hline \end{array}$$

$$\begin{array}{r} 3 \\ + 9 \\ \hline \end{array}$$

$$\begin{array}{r} 5 \\ + 4 \\ \hline \end{array}$$

$$\begin{array}{r} 8 \\ + 5 \\ \hline \end{array}$$

Decide whether each sentence needs a **plural noun** or a **possessive noun**. Circle a noun to complete each sentence.

1. The _____ played in the cage. gerbil's gerbils

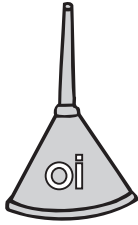
2. The _____ ran in the field. horse's horses

3. My _____ coat is torn. sister's sisters


4. Three _____ flew past our window. birds bird's

5. The _____ paws are muddy. dogs dog's



Say the name of the first picture in the row. Circle the pictures that have the same vowel sound.



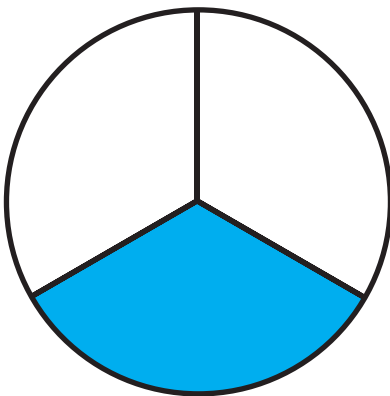
oil





toy



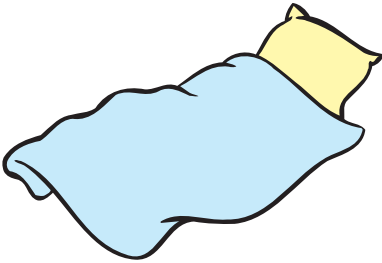
Write **half**, **fourth**, or **third** to tell what part of each shape is colored.








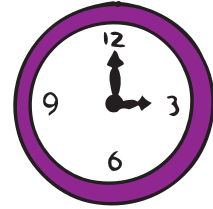
Write a **consonant blend** to complete each word.




_____anket




_____ayon




_____ock



_____uck



_____ake



_____ag

Add.

$$\begin{array}{r} 37 \\ + 42 \\ \hline \end{array}$$

$$\begin{array}{r} 72 \\ + 11 \\ \hline \end{array}$$

$$\begin{array}{r} 33 \\ + 51 \\ \hline \end{array}$$

$$\begin{array}{r} 10 \\ + 30 \\ \hline \end{array}$$

$$\begin{array}{r} 25 \\ + 42 \\ \hline \end{array}$$

$$\begin{array}{r} 62 \\ + 14 \\ \hline \end{array}$$

$$\begin{array}{r} 32 \\ + 44 \\ \hline \end{array}$$

$$\begin{array}{r} 25 \\ + 13 \\ \hline \end{array}$$

Write the **plural** of each noun to complete the sentence. In each word, change **y** to **ie** before adding **s**.

1. I am going to two birthday _____ this week.
(party)


2. Sandy picked some _____ for Mom's pie.
(cherry)

3. At the store, we saw lots of _____.
(bunny)


4. My change at the candy store was three _____.
(penny)




Use a ruler to measure each fish to the nearest **inch**.



about _____ inches



about _____ inch



about _____ inches

What is the difference between the shortest fish and the longest fish?

about _____ inches

Write words with **short vowel sounds** under the doll. Write words with **long vowel sounds** under the bone.

soft

most

wild

lost

blind

blink

odd

toast






Short Vowel Sound



Long Vowel Sound

Write the time shown on each clock.



The proofreading mark \equiv means “capitalize.” Write \equiv under each letter that should be a capital.

1. Our class will perform a thanksgiving play.
2. I think suntime orange juice tastes the best.
3. We will change planes in toronto, canada.
4. Have you played the new game starquests?
5. The city of alameda, california, has a big independence day parade.

Subtract.

$$\begin{array}{r} 57 \\ - 23 \\ \hline \end{array}$$

$$\begin{array}{r} 87 \\ - 33 \\ \hline \end{array}$$

$$\begin{array}{r} 59 \\ - 34 \\ \hline \end{array}$$

$$\begin{array}{r} 96 \\ - 16 \\ \hline \end{array}$$


$$\begin{array}{r} 29 \\ - 15 \\ \hline \end{array}$$

$$\begin{array}{r} 74 \\ - 51 \\ \hline \end{array}$$

$$\begin{array}{r} 46 \\ - 32 \\ \hline \end{array}$$

$$\begin{array}{r} 69 \\ - 35 \\ \hline \end{array}$$

An **adverb** describes a verb. It can tell how, when, or where an action takes place. Circle the adverbs in the story. Then, write each one in the correct column to complete the chart.



The snow began early in the day. Huge snowflakes floated gracefully to the ground. Soon, the ground was covered with a blanket of white. Later, the wind began to blow briskly. Outside, the snow drifted into huge mounds. Suddenly, the snow stopped and the children went outdoors. Then, they played in the snow there. They went sledding nearby. Others happily built snow forts. Joyfully, the boys and girls ran around. They certainly enjoyed the snow.

How	When	Where

Add in one minute or less.

$$\begin{array}{r} 3 \\ + 1 \\ \hline \end{array}$$

$$\begin{array}{r} 8 \\ + 6 \\ \hline \end{array}$$

$$\begin{array}{r} 10 \\ + 4 \\ \hline \end{array}$$

$$\begin{array}{r} 6 \\ + 7 \\ \hline \end{array}$$

$$\begin{array}{r} 3 \\ + 6 \\ \hline \end{array}$$

$$\begin{array}{r} 8 \\ + 4 \\ \hline \end{array}$$

$$\begin{array}{r} 4 \\ + 7 \\ \hline \end{array}$$

$$\begin{array}{r} 10 \\ + 7 \\ \hline \end{array}$$

$$\begin{array}{r} 1 \\ + 6 \\ \hline \end{array}$$

$$\begin{array}{r} 6 \\ + 6 \\ \hline \end{array}$$

Add or **subtract**. Circle the answer on the number line.

$$49 - 17 = \underline{\quad}$$



$$42 + 17 = \underline{\quad}$$

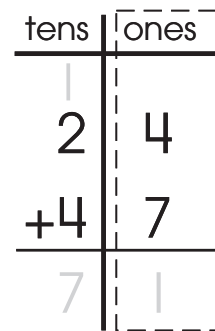
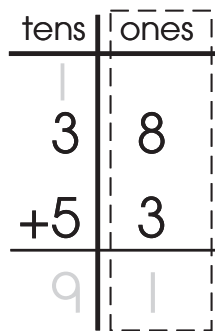
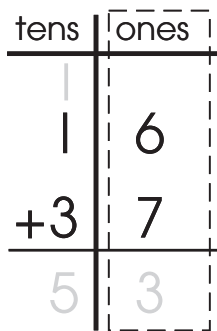
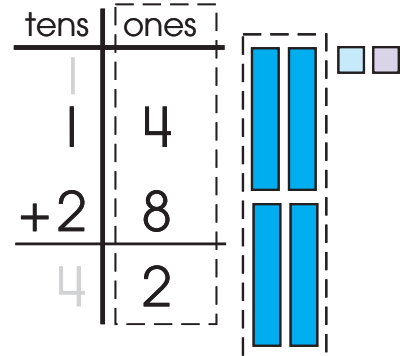
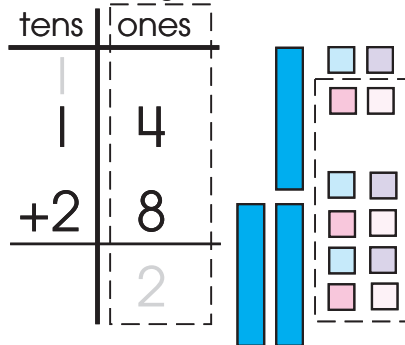
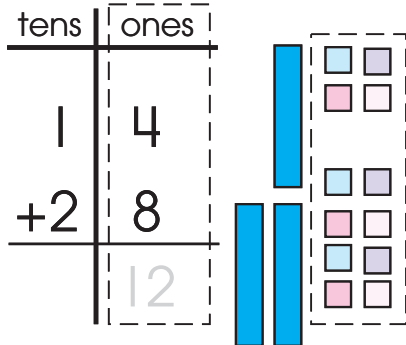


When the sum of the **ones** is more than 10, **regroup** the **tens**. Follow the example. Trace the gray numbers.

Step 1: Add the ones.

Step 2: Regroup the tens.

Step 3: Add the tens.



To show ownership, add **'s** to a singular noun (**dog's**). For a plural noun, add just an apostrophe after the **s** (**dogs'**). For a plural noun that does not end in **s**, add **'s** (**children's**). Circle the answers.

1. Our class's pet show was last Friday.
How many classes had a pet show?

one **more than one**

2. The students' pets were interesting.
How many students had pets?

one **more than one**

3. The snake's meal was a mouse.
How many snakes were there?

one **more than one**

4. The mice's cage was next to the snakes.
How many mice were there?

one **more than one**

Write the words on the correct road.

baby

sky

my

candy

sly

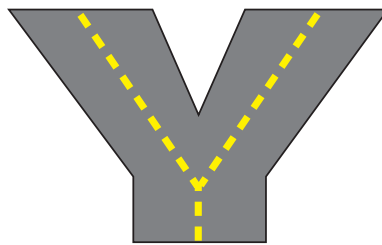
fuzzy

cry

lazy

y sounds like long e

y sounds like long i



One **hundred** is 10 **tens**. Count the groups of crayons and **add**. The first one is done for you.



+



+



=

Hundreds

Tens

Ones

1

1

3

1 Hundred

+

1 Ten

+

3 Ones



+



+



=

Name _____

Autumn • Week 5, Day 2

jump
pond

kind
hand

land
stamp

bump
send



camp
ramp



Write the words that end with the same consonants as **sand**.

Write the words that end with the same consonants as **stump**.

Write the time shown on each clock.

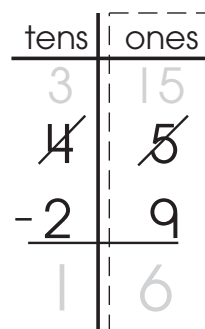
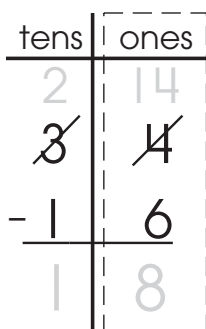
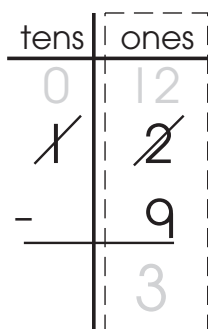
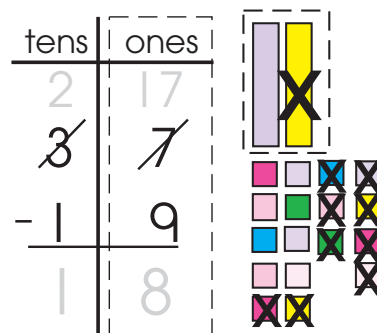
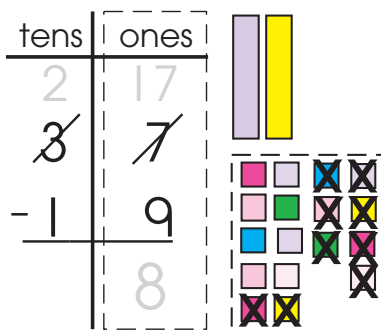
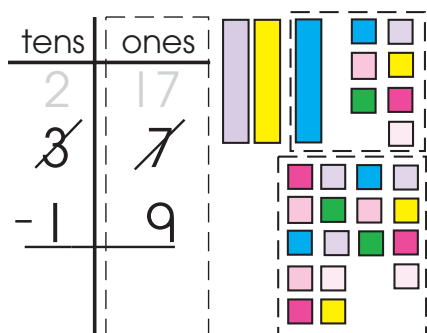


When there are not enough **ones** to subtract from, **regroup** the **tens**. Follow the example. Trace the gray numbers.

Step 1: Regroup.

Step 2: Subtract the ones.

Step 3: Subtract the tens.



Capitalize each **proper noun** and write it under the correct category.

christmas
denver, colorado
rhode island

tastee cereal
lake michigan
chinese new year

safefirst helmets
earth day
funtime theaters

Holidays

Product Names

Place Names

Add in one minute or less.

$$\begin{array}{r} 7 \\ + 4 \\ \hline \end{array}$$

$$\begin{array}{r} 4 \\ + 9 \\ \hline \end{array}$$

$$\begin{array}{r} 10 \\ + 8 \\ \hline \end{array}$$

$$\begin{array}{r} 5 \\ + 5 \\ \hline \end{array}$$

$$\begin{array}{r} 2 \\ + 6 \\ \hline \end{array}$$

$$\begin{array}{r} 5 \\ + 7 \\ \hline \end{array}$$


$$\begin{array}{r} 10 \\ + 3 \\ \hline \end{array}$$

$$\begin{array}{r} 3 \\ + 8 \\ \hline \end{array}$$


$$\begin{array}{r} 3 \\ + 4 \\ \hline \end{array}$$

$$\begin{array}{r} 4 \\ + 5 \\ \hline \end{array}$$


Say the name of the first picture in the row. Circle the pictures that have the same vowel sound.




couch



howl



A number with three digits has **place values** for **hundreds**, **tens**, and **ones**. Write the missing numbers in the blanks. Follow the example.



1 hundred + 4 tens + 9 ones =

hundreds	tens	ones	
1	4	9	= 149

	hundreds	tens	ones	total
3 hundreds + 4 tens + 8 ones =	3	4	8	= _____
___ hundreds + ___ ten + ___ ones =	2	1	7	= _____
___ hundreds + ___ tens + ___ ones =	4	7	9	= _____
___ hundreds + 5 tens + 6 ones =	4	_____	_____	= _____
3 hundreds + 1 ten + 3 ones =	_____	_____	_____	= _____

The **k** sound can be spelled **c**, **k**, **ch**, or **ck**. Read the words. Circle the letters that spell the **k** sound. The first one is done for you.

ache

school

comb

camera

deck

darkness

Christmas

necklace

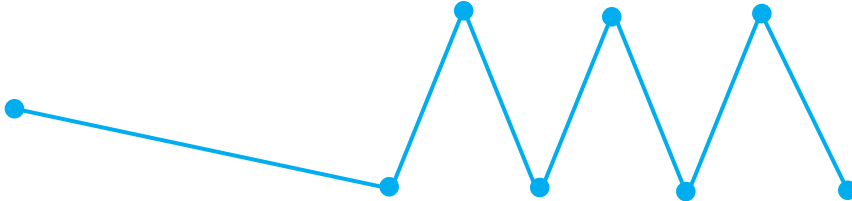
doctor

stomach


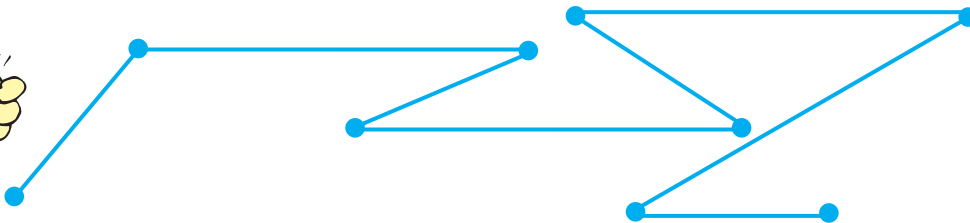

thick

escape

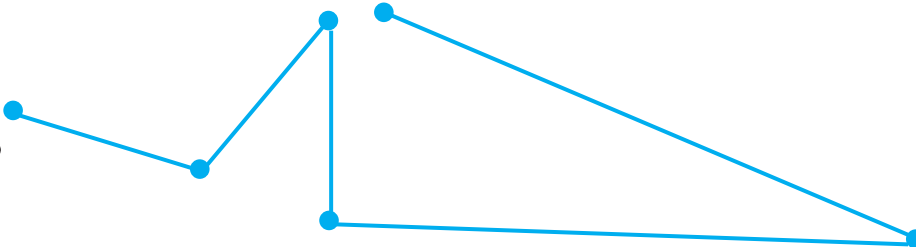

Use a ruler to measure the line segments to the nearest **inch**. Write the number of inches on each candy jar.



inches



inches



inches

Add. Regroup as needed. The first one is done for you.

tens	ones
1	
3	8
+ 4	6
8	4

tens	ones
5	4
+ 2	7

tens	ones
4	9
+ 1	3

tens	ones
2	6
+ 1	7

Write words with **short vowel sounds** under the doll. Write words with **long vowel sounds** under the bone.

run

men

mild

sand

hope

clock

say

seed



Short Vowel Sound



Long Vowel Sound

Circle words in the puzzle going up and down that have the hard **g** sound (as in **goat**). Circle words going across and backward that have the soft **g** sound (as in **giraffe**). Write the words in the columns.

g

Hard ↓

t

s

g

e

m

n

r

Soft →

e

l

t

n

e

g

p

g

n

s

g

e

r

m

i

t

o

a

h

o

f

r

i

h

p

r

a

o

l

e

g

i

a

n

t

Tens	Ones
4	14
5	14
1	7
3	7

Tens	Ones
2	7
- 1	6

Tens	Ones
3	3
- 1	5

Tens	Ones
4	2
- 2	4

Tens	Ones
6	1
- 3	3

Tens	Ones
5	2
- 2	6

A collection of ten colorful crayons arranged in a circular pattern. Each crayon is a different color (yellow, orange, red, pink, purple, blue, green, light blue, light green, and light yellow) and has a black outline. They are all pointing towards the center of the circle.

+

+

A collection of ten colorful crayons arranged in a circular pattern. Each crayon is labeled with a letter from A to J. The colors are yellow, pink, blue, and green. The letters are: A (yellow), B (pink), C (blue), D (green), E (yellow), F (pink), G (blue), H (green), I (yellow), and J (pink).

+

+

The **plurals** of some nouns do not follow the rule you know. Their plurals do not end with **s**. Complete each sentence with a special plural. Then, write the letters from the boxes in the blanks to answer the riddle.

tooth
child
foot

mouse
woman
man

teeth
children
feet

mice
women
men

1. I lost my two front _____ !

2. My sister has two pet _____ .

3. Her favorite book is Little _____ .




4. The circus clown had big _____ .

5. The teacher played a game with the

_____ _____.


Take good care of this pearly plural!

1 2 3 4 5

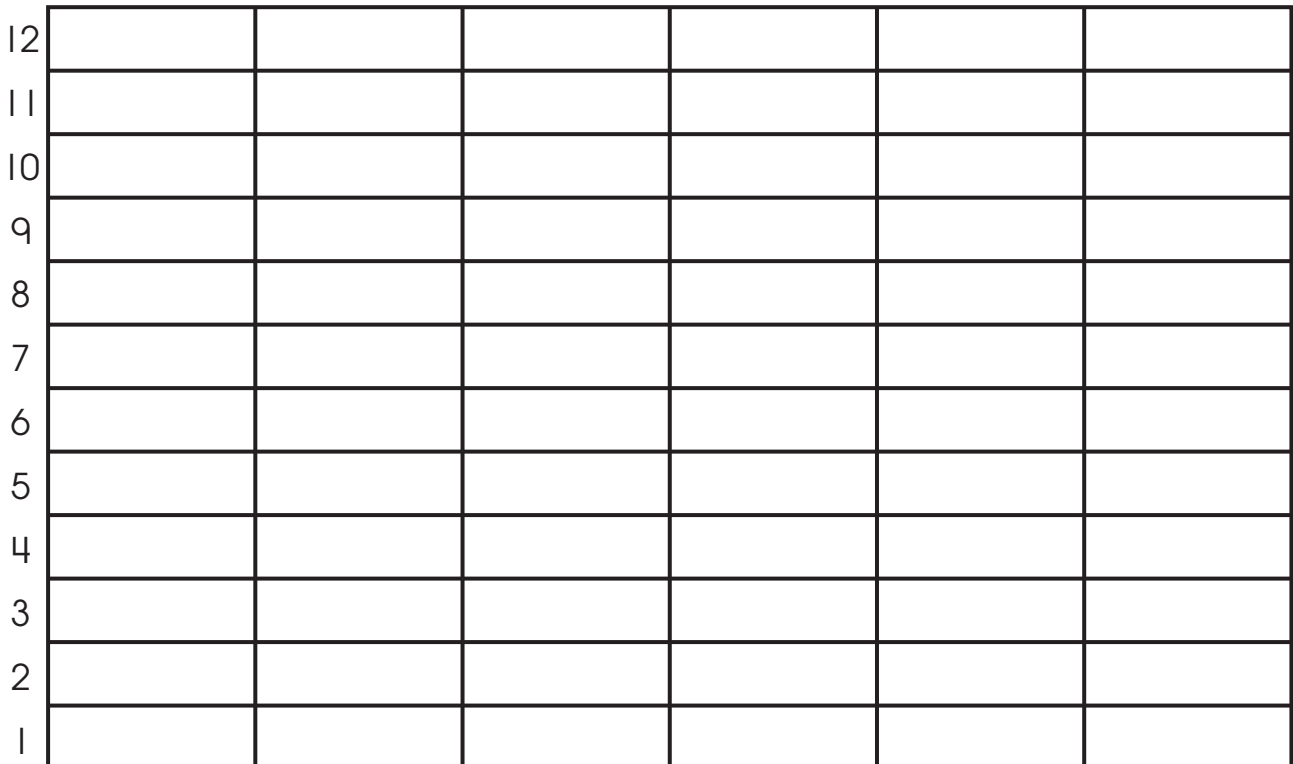


Name _____

Color the **bar graph** to show how many of each bakery treat.



Number of Bakery Treats



Add in one minute or less.

$$\begin{array}{r} 6 \\ + 9 \\ \hline \end{array}$$

$$\begin{array}{r} 8 \\ + 7 \\ \hline \end{array}$$

$$\begin{array}{r} 9 \\ + 2 \\ \hline \end{array}$$

$$\begin{array}{r} 5 \\ + 3 \\ \hline \end{array}$$

$$\begin{array}{r} 10 \\ + 0 \\ \hline \end{array}$$

$$\begin{array}{r} 7 \\ + 3 \\ \hline \end{array}$$

$$\begin{array}{r} 9 \\ + 8 \\ \hline \end{array}$$

$$\begin{array}{r} 2 \\ + 4 \\ \hline \end{array}$$

$$\begin{array}{r} 4 \\ + 0 \\ \hline \end{array}$$

$$\begin{array}{r} 7 \\ + 8 \\ \hline \end{array}$$

Write your own **adverb** to complete each sentence. The first one is done for you.

1. The bees worked busily.

2. The dog barked _____.

3. The baby smiled _____.

4. She wrote her name _____.

5. The horse ran _____.

A number with three digits has **place values** for **hundreds**, **tens**, and **ones**. Write the missing numbers in the blanks. Follow the example.



2 hundreds + 3 tens + 6 ones =

hundreds	tens	ones	
2	3	6	= 236

	hundreds	tens	ones	total
___ hundreds + ___ tens + ___ ones =	2	9	4	= _____
3 hundreds + ___ tens + 7 ones =	_____	5	_____	= _____
6 hundreds + 2 tens + ___ ones =	_____	_____	8	= _____
___ hundreds + 8 tens + 3 ones =	4	_____	_____	= _____
9 hundreds + ___ tens + ___ one =	_____	0	1	= _____

Add or subtract. Regroup when needed.

tens	ones
9	3
- 2	5
<hr/>	

tens	ones
3	0
+ 2	7
<hr/>	

tens	ones
6	5
+ 1	7
<hr/>	

tens	ones
7	1
- 3	6
<hr/>	

7	6
- 2	8
<hr/>	

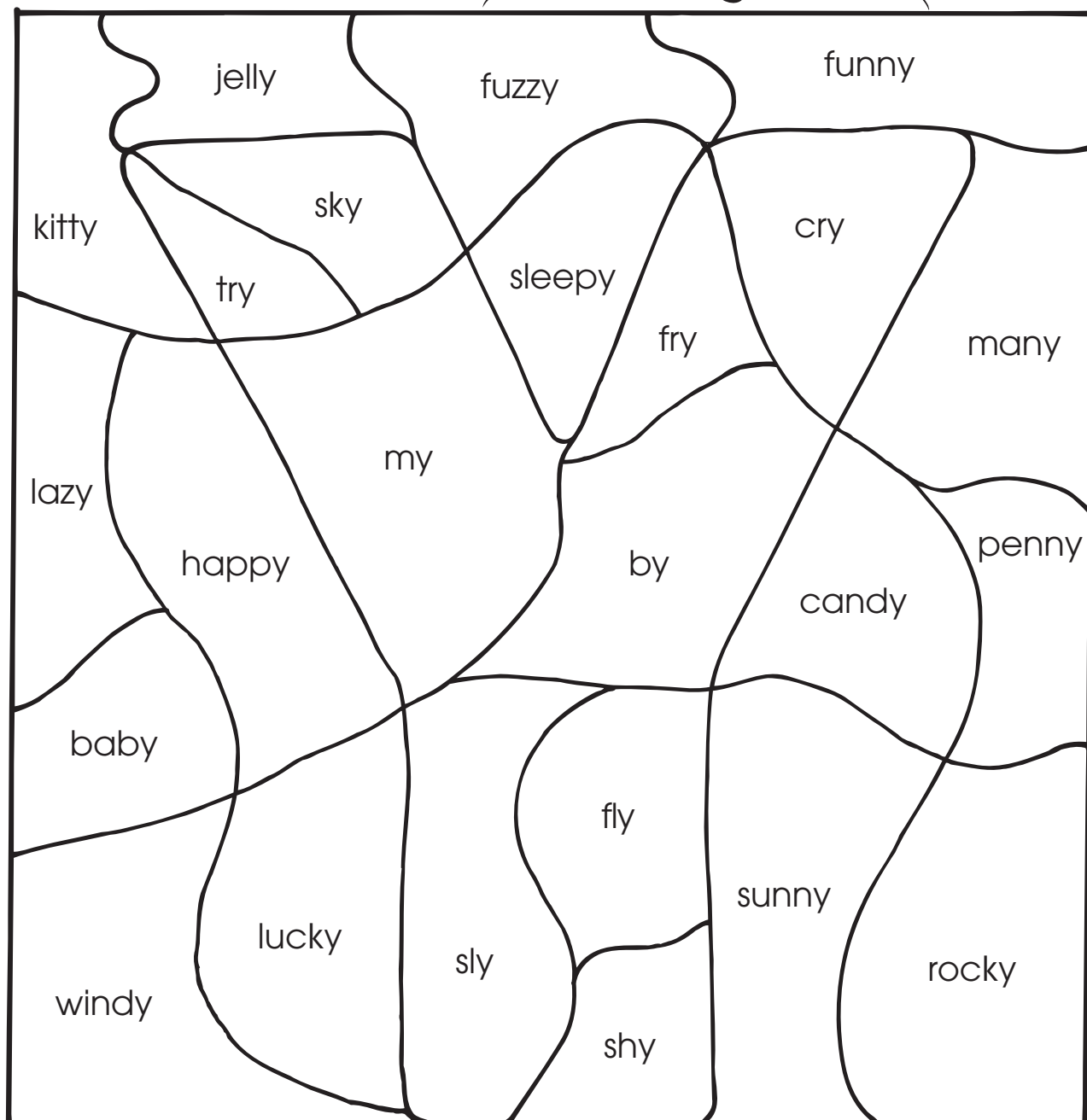
7	2
+ 1	9
<hr/>	

5	6
- 2	8
<hr/>	

2	5
- 1	6
<hr/>	

Name _____

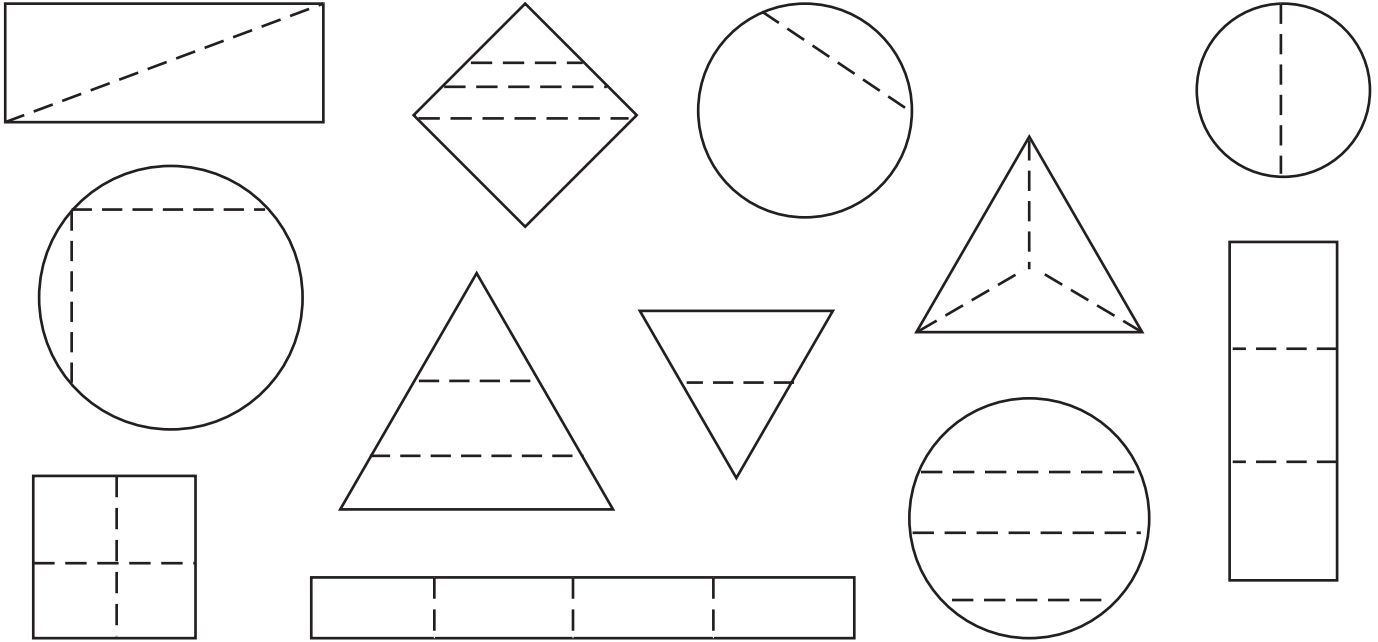
Say each word. If **y** sounds like **long i**, color the space **purple**. If **y** sounds like **long e**, color the space **yellow**.



Name _____

Autumn • Week 6, Day 3

Color the shapes that show equal **halves red**. Color the shapes that show equal **fourths blue**. Color the shapes that show equal **thirds green**.



Capitalize each **proper noun** and write it under the correct category.

labor day
health pure snacks
new york

walk-on shoes
rosh hashanah
dallas, texas

halloween
my choice gum
mexico

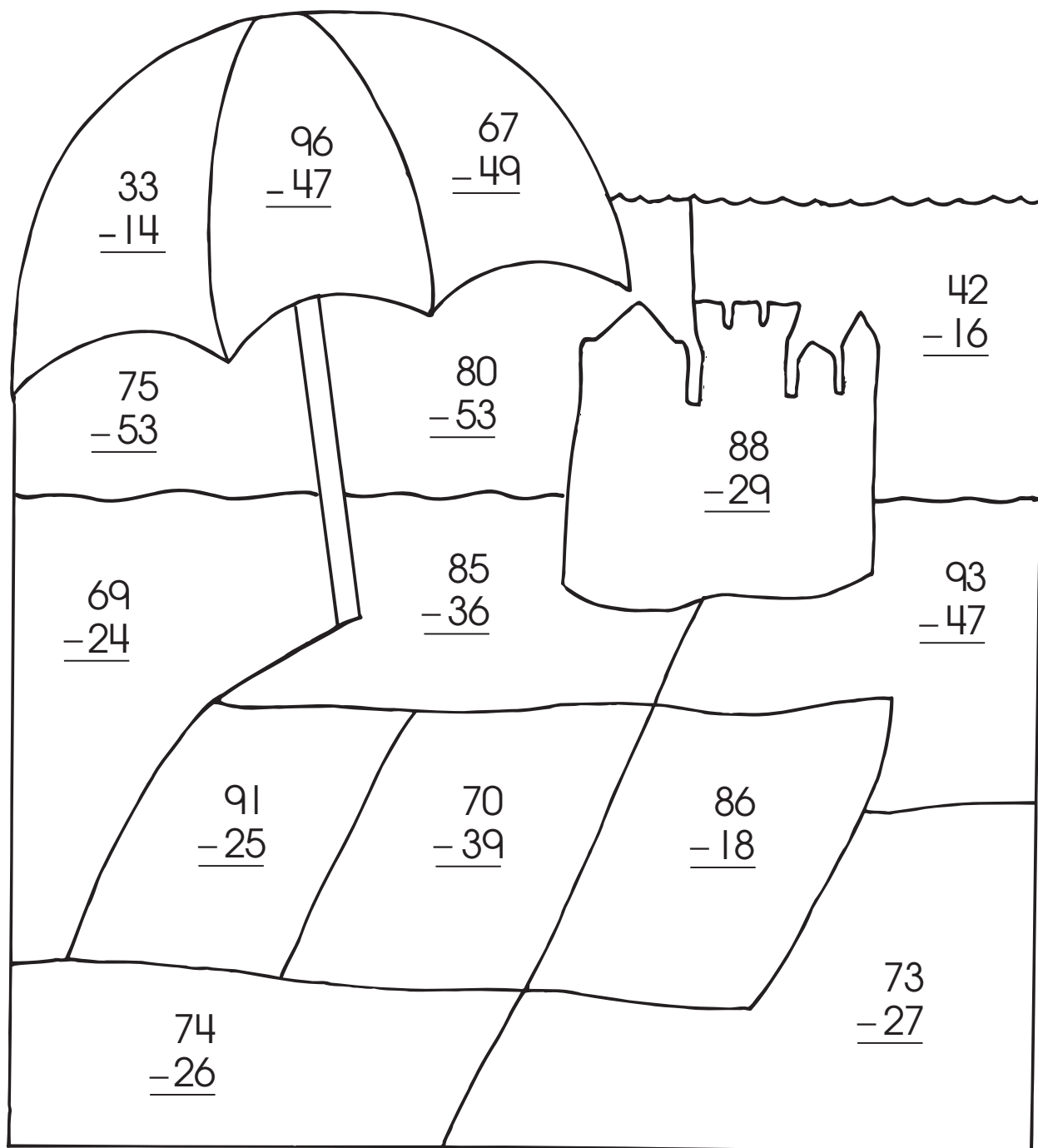
Holidays

Product Names


Place Names

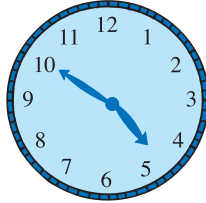
Subtract. Regroup as needed.


Color spaces with differences of:

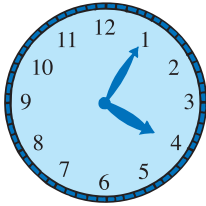
10-19 **red**20-29 **blue**30-39 **green**40-49 **yellow**50-59 **brown**60-69 **orange**


Write the time shown on each clock.

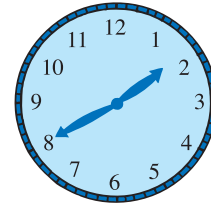












Add in one minute or less.

$$\begin{array}{r} 2 \\ + 9 \\ \hline \end{array}$$

$$\begin{array}{r} 7 \\ + 9 \\ \hline \end{array}$$

$$\begin{array}{r} 2 \\ + 7 \\ \hline \end{array}$$

$$\begin{array}{r} 1 \\ + 5 \\ \hline \end{array}$$

$$\begin{array}{r} 3 \\ + 10 \\ \hline \end{array}$$

$$\begin{array}{r} 6 \\ + 2 \\ \hline \end{array}$$

$$\begin{array}{r} 5 \\ + 10 \\ \hline \end{array}$$

$$\begin{array}{r} 7 \\ + 2 \\ \hline \end{array}$$

$$\begin{array}{r} 8 \\ + 9 \\ \hline \end{array}$$

$$\begin{array}{r} 3 \\ + 2 \\ \hline \end{array}$$

kite
backsick
callkey
cakepick
duckking
candy

Write the words beginning with **c** that make the **k** sound.

Write the words beginning with **k** that make the **k** sound.

Write the words ending with **ck** that make the **k** sound.

To show ownership, add **'s** to a singular noun (**dog's**). For a plural noun, add just an apostrophe after the **s** (**dogs'**). For a plural noun that does not end in **s**, add **'s** (**children's**). Circle the answers.

1. The girl's hamster got out of the cage.
How many girls had hamsters?

one **more than one**

2. The puppies' barking was disturbing.
How many puppies were there?

one **more than one**

3. The chickens' clucking was noisy.
How many chickens were there?

one **more than one**

4. The box turtle's shell protected it well.
How many box turtles were there?

one **more than one**

Add by regrouping. Connect the sums of 83 to make a road for the truck.



$$\begin{array}{r} 17 \\ +66 \\ \hline \end{array}$$

$$\begin{array}{r} 48 \\ +26 \\ \hline \end{array}$$

$$\begin{array}{r} 42 \\ +19 \\ \hline \end{array}$$

$$\begin{array}{r} 28 \\ +38 \\ \hline \end{array}$$

$$\begin{array}{r} 64 \\ +19 \\ \hline \end{array}$$

$$\begin{array}{r} 26 \\ +57 \\ \hline \end{array}$$

$$\begin{array}{r} 58 \\ +25 \\ \hline \end{array}$$

$$\begin{array}{r} 17 \\ +75 \\ \hline \end{array}$$

$$\begin{array}{r} 65 \\ +29 \\ \hline \end{array}$$

$$\begin{array}{r} 37 \\ +39 \\ \hline \end{array}$$

$$\begin{array}{r} 48 \\ +35 \\ \hline \end{array}$$

$$\begin{array}{r} 58 \\ +37 \\ \hline \end{array}$$

$$\begin{array}{r} 65 \\ +16 \\ \hline \end{array}$$

$$\begin{array}{r} 38 \\ +25 \\ \hline \end{array}$$

$$\begin{array}{r} 39 \\ +59 \\ \hline \end{array}$$

$$\begin{array}{r} 59 \\ +27 \\ \hline \end{array}$$

$$\begin{array}{r} 55 \\ +28 \\ \hline \end{array}$$

$$\begin{array}{r} 39 \\ +44 \\ \hline \end{array}$$



Write the words in the correct column.

mice

foot

children


teeth

feet

mouse

child


tooth




Use a ruler to measure each fish to the nearest **inch**.



about _____ inch



about _____ inches



about _____ inches

Circle words in the puzzle going up and down that have the hard **c** sound (as in **cat**). Circle words going across and backward that have the soft **c** sound (as in **celery**). Two words going diagonally have both sounds. Write the words in the columns.

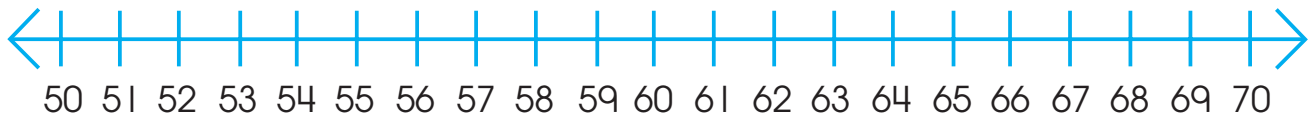
C**Hard** ↓**Soft** →

_____	c	e	n	t	e	r	c	_____
_____	a	i	c	r	a	i	a	_____
_____	s	x	r	a	r	g	r	_____
_____	t	n	e	c	l	f	p	_____
_____	p	y	u	a	l	n	e	
_____	a	s	r	n	s	e	t	
_____	c	i	t	y	o	m	u	

Both Hard and Soft

Add or subtract. Circle the answer on the number line.

$65 - 12 = \underline{\quad}$



$27 + 13 = \underline{\quad}$



Write a **proper noun** to answer each question.

1. What is the name of your city and state?

2. What is your favorite restaurant?

3. What is your favorite brand of breakfast cereal?

4. What is your favorite holiday?

5. What city would you like to visit?

$$\begin{array}{|c|} \hline + \\ \hline \end{array} \begin{array}{|c|} \hline \square \\ \hline \end{array} \begin{array}{|c|} \hline 1 \\ \hline \end{array} \begin{array}{|c|} \hline 0 \\ \hline \end{array} \quad \begin{array}{|c|} \hline + \\ \hline \end{array} \begin{array}{|c|} \hline 1 \\ \hline \end{array} \begin{array}{|c|} \hline 0 \\ \hline \end{array} \begin{array}{|c|} \hline 0 \\ \hline \end{array}$$

What is 10 more than the number?

48, _____ 8, _____ 89, _____ 121, _____

What is 100 more than the number?

2, _____ 47, _____ 156, _____ 782, _____

wood
putbook
pullpush
tookfoot
fullcook
look

Write the words with double **o** that make the sound you hear in the middle of **hook**.

Write the words with **u** that make the sound you hear in the middle of **foot**.

Look at the **bold** verb in each sentence. Circle an **adverb** that describes the verb. Then, check a box to tell if the adverb explains how, when, or where.

	How	When	Where
1. She can come over later.	<input type="checkbox"/>	<input type="checkbox"/>	<input type="checkbox"/>
2. The baby clapped happily.	<input type="checkbox"/>	<input type="checkbox"/>	<input type="checkbox"/>
3. We will watch the movie downstairs.	<input type="checkbox"/>	<input type="checkbox"/>	<input type="checkbox"/>
4. I finished the book quickly.	<input type="checkbox"/>	<input type="checkbox"/>	<input type="checkbox"/>
5. The elevator will stop soon.	<input type="checkbox"/>	<input type="checkbox"/>	<input type="checkbox"/>

Add in one minute or less.

$$\begin{array}{r} 4 \\ + 2 \\ \hline \end{array}$$

$$\begin{array}{r} 9 \\ + 10 \\ \hline \end{array}$$

$$\begin{array}{r} 8 \\ + 1 \\ \hline \end{array}$$

$$\begin{array}{r} 10 \\ + 10 \\ \hline \end{array}$$

$$\begin{array}{r} 1 \\ + 9 \\ \hline \end{array}$$

$$\begin{array}{r} 8 \\ + 10 \\ \hline \end{array}$$

$$\begin{array}{r} 10 \\ + 5 \\ \hline \end{array}$$

$$\begin{array}{r} 2 \\ + 1 \\ \hline \end{array}$$

$$\begin{array}{r} 8 \\ + 3 \\ \hline \end{array}$$

$$\begin{array}{r} 5 \\ + 0 \\ \hline \end{array}$$

Use a ruler to measure each object to the nearest **inch**.




about _____ inch



about _____ inches



about _____ inches

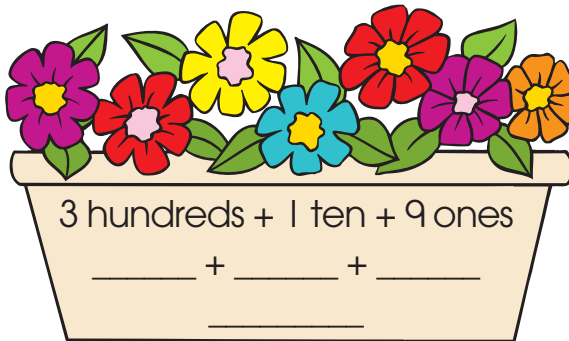
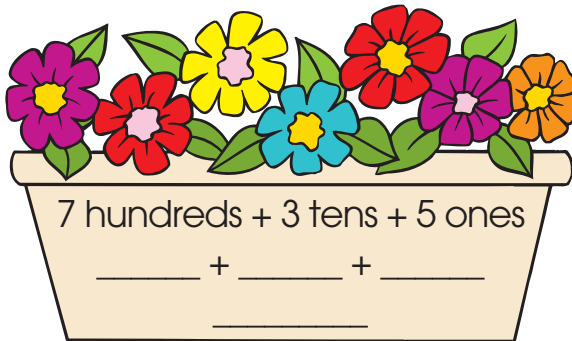



about _____ inches



about _____ inches

Write the numbers for **hundreds**, **tens**, and **ones**. Then, **add**. The first one is done for you.



To show one owner, write **'s** after the singular noun. To show two or more owners, write an apostrophe (') after **s** at the end of the plural noun. Circle a word to complete each sentence. Write it in the blank.


1. My five _____ uniforms are dirty.
 brother's brothers'




2. The _____ doll is pretty.
 child's childs'



3. These _____ collars are different colors.
 dog's dogs'



4. The _____ tail is short.
 cow's cows'



Write **1** or **2** to tell how many syllables each word has. If a word has two syllables, draw a line between the syllables. The first one is done for you.

timber 2 blanket _____

brush _____ chair _____

bedroom _____ slipper _____

street _____ tree _____

Solve the word problems.

1. Maddy rode the bus 26 times in October and 19 times in November. How many times did she ride in all? _____ times

2. Ollie did 21 math problems on Monday and 14 math problems on Tuesday. How many more problems did he do on Monday? _____ problems

Write the **singular form** of each plural.



leaves




men



cities



tomatoes



fish



people

$$+ \begin{array}{|c|} \hline \square \\ \hline \end{array} \begin{array}{|c|} \hline 1 \\ \hline \end{array} \begin{array}{|c|} \hline 0 \\ \hline \end{array}$$

$$+ \begin{array}{|c|} \hline 1 \\ \hline \end{array} \begin{array}{|c|} \hline 0 \\ \hline \end{array} \begin{array}{|c|} \hline 0 \\ \hline \end{array}$$

What is 10 more than the number?

135, _____ 19, _____ 309, _____ 422, _____

What is 100 more than the number?

16, _____ 140, _____ 555, _____ 841, _____

clown	down	how	house	now
our	count	town	about	out






Write the **ou** words that make the vowel sound you hear in **mouse**.

_____	_____	_____
_____	_____	_____

Write the **ow** words that make the vowel sound you hear in **cow**.

_____	_____	_____
_____	_____	_____

Divide the apple into two equal **halves**. Divide the pizza into four equal **fourths**. Divide the cake into three equal **thirds**. Color the pictures.



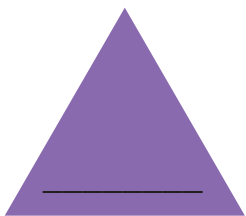
Write two **adjectives** to describe each noun. Then, write a sentence using all three words.

marshmallows _____

airplane _____

beach _____

How many **sides** does each shape have? Write the number in the shape.




triangle




square




rectangle



pentagon




hexagon



octagon

Add. Regroup when needed. Use the key to color the fish according to their sums.














Add ones. Regroup, if needed. Add tens.

$$\begin{array}{r} 47 \\ + 18 \\ \hline \end{array}$$

$$\begin{array}{r} 47 \\ + 18 \\ \hline 5 \end{array}$$

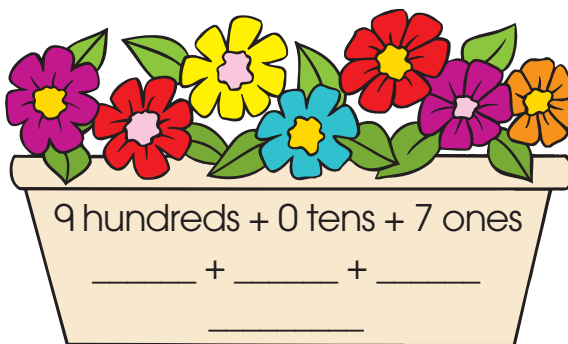
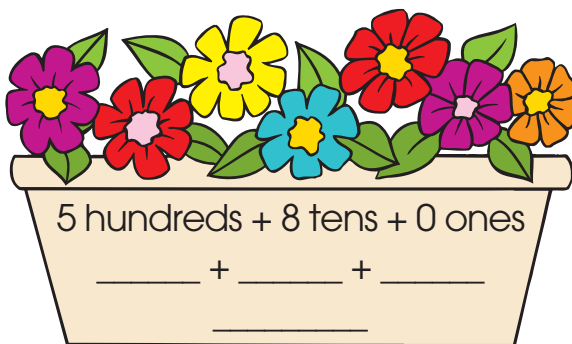

$$\begin{array}{r} 47 \\ + 18 \\ \hline 65 \end{array}$$



green — 96, 74
orange — 73, 82
red — 60, 52

yellow — 92, 51
purple — 77, 66
blue — 35, 49

Write the numbers for **hundreds**, **tens**, and **ones**. Then, **add**.




Solve the word problems.

1. Chips cost 60 cents. Salsa costs 40 cents.
How much does it cost to buy chips and salsa? _____ cents

2. 36 trading cards will fit in one album page.
A page already has 19 cards. How many
more trading cards will fit in that page? _____ cards

food	huge	room	soon	zoo
school	use	cute	rude	moon



Write the double **oo** words that make the **oo** sound.

Write the words ending with **e** that make the **oo** sound.


A **helping verb** is often used with an action verb. Write a helping verb to complete each sentence.


were	does	might	will	am
------	------	-------	------	----




1. Mom _____ buy my new soccer shoes tonight.
2. Yesterday, my old soccer shoes _____ ripped by the cat.
3. I _____ going to ask my brother to go to the game.
4. He usually _____ not like soccer.
5. But, he _____ go with me because I am his sister.

Count the number of squares inside each rectangle. Write the number.









Circle the word that means the same or nearly the same as the **bold** word.



The flowers are **lovely**.
pretty green



The baby was very **tired**.
sleepy hurt



The ladybug is so **tiny**.
small red



We saw a **scary** tiger.
frightening ugly

Does the missing word show one owner or two? Circle a word to complete each sentence.




The _____ noses are big.
clowns clown's clowns'



The _____ hat is pretty.
girls girl's girls'



Our _____ hat is blue.
coaches coach's coaches'



The _____ covers are torn.
books book's books'

$$+ \begin{array}{|c|} \hline \square \\ \hline \end{array} \begin{array}{|c|} \hline 1 \\ \hline \end{array} \begin{array}{|c|} \hline 0 \\ \hline \end{array}$$


$$+ \begin{array}{|c|} \hline 1 \\ \hline \end{array} \begin{array}{|c|} \hline 0 \\ \hline \end{array} \begin{array}{|c|} \hline 0 \\ \hline \end{array}$$

What is 10 more than the number?

88, _____ 13, _____ 624, _____ 101, _____

What is 100 more than the number?

204, _____ 431, _____ 89, _____ 717, _____

Subtract by regrouping.

Use the answers and the letter on each lamp to solve the code.

$$\begin{array}{r} 58 \\ 39 \\ 45 \\ 33 \end{array}$$

$$\begin{array}{r} 14 \\ 66 \\ 72 \\ 28 \end{array}$$

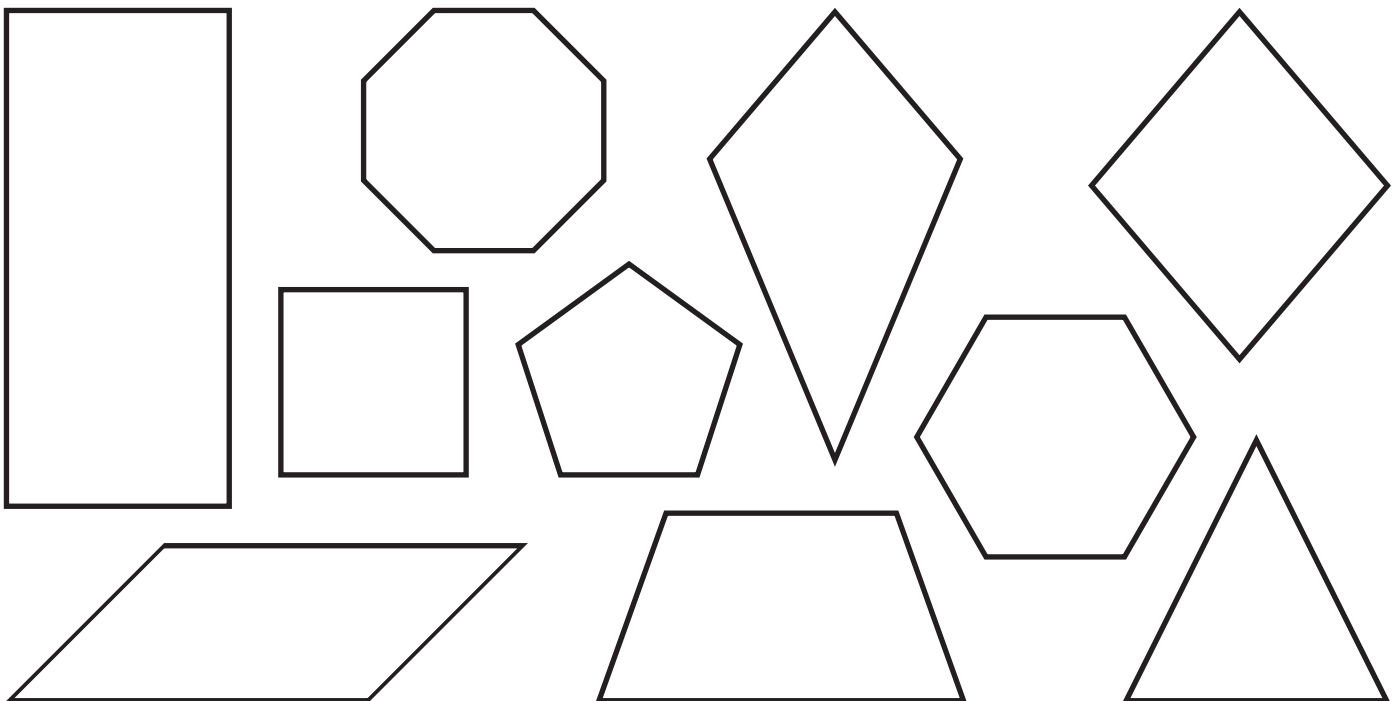
$$\begin{array}{r} 66 \\ 72 \\ 47 \\ 58 \end{array}$$

$$\begin{array}{r} 43 \\ 39 \\ 47 \\ 47 \\ 37 \\ 54 \\ 26 \end{array} !$$

Look at the **bold** verb in each sentence. Circle an **adverb** that describes the verb. Then, check a box to tell if the adverb explains how, when, or where.

	How	When	Where
1. My cousin leaves for Michigan today.	<input type="checkbox"/>	<input type="checkbox"/>	<input type="checkbox"/>
2. Luke laughed loudly at the joke.	<input type="checkbox"/>	<input type="checkbox"/>	<input type="checkbox"/>
3. Sasha added carefully to solve the problem.	<input type="checkbox"/>	<input type="checkbox"/>	<input type="checkbox"/>
4. We played tag yesterday.	<input type="checkbox"/>	<input type="checkbox"/>	<input type="checkbox"/>
5. My cat usually sleeps there.	<input type="checkbox"/>	<input type="checkbox"/>	<input type="checkbox"/>

Color the shapes that have four **sides**.



Write the **plural form** for each singular noun.



country _____



potato _____



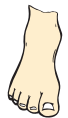
deer _____



wife _____



half _____



foot _____

Solve the word problems.

1. Colby swings 75 times at the playground.
She pumps her legs 52 times. For how many
swings does she not pump her legs? _____ swings



2. A family on vacation traveled 49 miles in
the morning and 46 miles in the afternoon.
How many miles did the family travel in all? _____ miles

stir
skirt**herd**
first**her**
bird**girl**
verb**clerk**
jerk



Write the words with **er** that make the sound you hear in the middle of **fern**.

Write the words with **ir** that make the sound you hear in the middle of **shirt**.



Divide the shapes into equal **halves**.



Divide the shapes into equal **fourths**.



Divide the shapes into equal **thirds**.



Draw lines to match words that have similar meanings.

delight •

speak •

lovely •

find •

nearly •

neat •

big •

sad •

begin •

• discover

• tidy

• start

• talk

• beautiful

• almost

• joy

• unhappy

• large



$$+ \begin{array}{|c|} \hline \\ \hline \end{array} \begin{array}{|c|} \hline 1 \\ \hline \end{array} \begin{array}{|c|} \hline 0 \\ \hline \end{array}$$

$$+ \begin{array}{|c|} \hline 1 \\ \hline \end{array} \begin{array}{|c|} \hline 0 \\ \hline \end{array} \begin{array}{|c|} \hline 0 \\ \hline \end{array}$$


What is 10 more than the number?

5, _____ 856, _____ 311, _____ 62, _____


What is 100 more than the number?

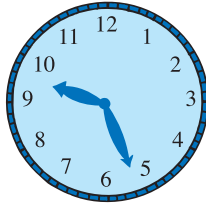
333, _____ 610, _____ 403, _____ 679, _____


Write the time shown on each clock to the nearest five minutes.

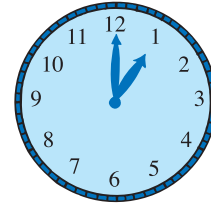












The words **am**, **is**, **are**, **was**, and **were** are **linking verbs**. They link the noun in a sentence with words that describe it. Underline a linking verb in each sentence.

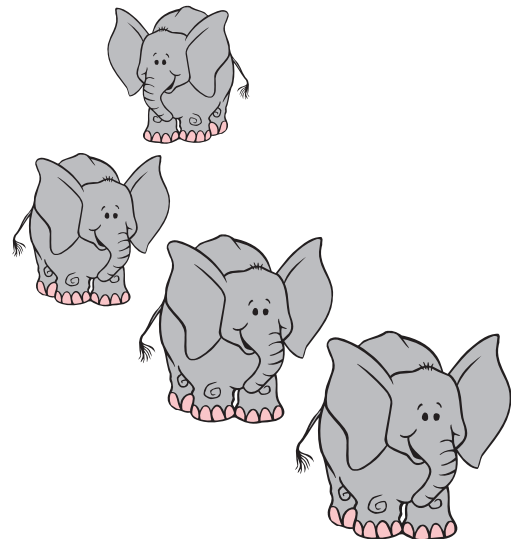
1. I am happy.

2. Toy collecting is a nice hobby.

3. Itsy and Bitsy are stuffed mice.

4. I was excited.

5. The elephants were gray.



Add **ed** or **d** to the **present-tense verb** shown in bold in the first sentence. Use the new **past-tense verb** to complete the second sentence.

1. You **enter** through the middle door.

We _____ that way last week.

2. Please **add** this for me.

I already _____ it twice.

3. Will you **share** your cookie with me?


I _____ my apple with you yesterday.

4. It's your turn to **fold** the clothes.

I _____ them yesterday.

5. May I **taste** another one?

I already _____ one.



Add or **subtract**. Circle the answer on the number line.

$$100 - 15 = \underline{\quad}$$



$$31 + 9 = \underline{\quad}$$



Add. Regroup when needed.

$$\begin{array}{r} 58 \\ + 26 \\ \hline \end{array}$$

$$\begin{array}{r} 63 \\ + 18 \\ \hline \end{array}$$

$$\begin{array}{r} 31 \\ + 42 \\ \hline \end{array}$$

$$\begin{array}{r} 67 \\ + 33 \\ \hline \end{array}$$

$$\begin{array}{r} 72 \\ + 19 \\ \hline \end{array}$$

$$\begin{array}{r} 54 \\ + 27 \\ \hline \end{array}$$

$$\begin{array}{r} 37 \\ + 72 \\ \hline \end{array}$$

$$\begin{array}{r} 26 \\ + 67 \\ \hline \end{array}$$

$$\begin{array}{r} 51 \\ + 16 \\ \hline \end{array}$$

$$\begin{array}{r} 37 \\ + 55 \\ \hline \end{array}$$

In each sentence, find two words that have **opposite** meanings. Write them in the boxes.

I thought I lost my dog, but someone found him.

The teacher will ask questions for the students to answer.

Airplanes arrive and depart at the airport.

story
horsepark
farcorn
farmpart
hardnorth
start

Write the words with the same vowel sound you hear in **horn**. Then, circle the letters that make that sound.

Write the words with the same vowel sound you hear in **jar**. Then, circle the letters that make that sound.

Solve the word problems.

1. A book about pandas has 92 pages. A book about alligators has 46 pages. How much longer is the book about pandas? _____ pages

2. At the school carnival, a game ticket costs 35 cents. A face-painting ticket costs 55 cents. How much are the two tickets together? _____ cents

Change the **present-tense verb** in the first sentence to a **past-tense verb** to complete the second sentence. Double the consonant at the end of each verb before adding **ed**. The first one is done for you.

1. We skip to school. Yesterday, we skipped the whole way.
2. It's not nice to grab things. When you _____ my cookie, I felt angry.
3. Did Dad hug you today? Dad _____ me this morning.
4. We plan our vacations every year. Last year, we _____ to go to the beach.
5. Is it my turn to stir the pot? You _____ it last time.

Write the name of each shape.


cube


triangle

rectangle

pentagon

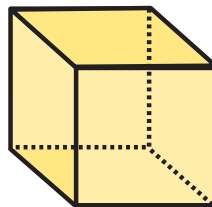
hexagon











Subtract. Regroup when needed.

$$\begin{array}{r} 56 \\ - 27 \\ \hline \end{array}$$

$$\begin{array}{r} 83 \\ - 47 \\ \hline \end{array}$$

$$\begin{array}{r} 43 \\ - 39 \\ \hline \end{array}$$

$$\begin{array}{r} 75 \\ - 53 \\ \hline \end{array}$$

$$\begin{array}{r} 91 \\ - 18 \\ \hline \end{array}$$

$$\begin{array}{r} 73 \\ - 66 \\ \hline \end{array}$$

$$\begin{array}{r} 35 \\ - 14 \\ \hline \end{array}$$

$$\begin{array}{r} 67 \\ - 58 \\ \hline \end{array}$$

$$\begin{array}{r} 26 \\ - 7 \\ \hline \end{array}$$

$$\begin{array}{r} 68 \\ - 45 \\ \hline \end{array}$$

Rewrite the **bold** noun from each sentence as a possessive noun.
To show one owner, end it with **'s**. To show two or more owners,
end with **s'**.


1. Two **bears** costumes were purple.


2. One **boys** laughing was very loud.


3. The **mans** popcorn was tasty.


4. Three **girls** balloons burst in the air.

Count the number of squares inside each rectangle. Write the number.









Read the passage. Write to complete the list of directions about how to treat a ladybug.



Ladybugs are shy. If you see a ladybug, sit very still. Hold out your arm. Maybe the ladybug will fly to you. If it does, talk softly. Do not touch it. It will fly away when it is ready.



1. Sit very still.

2. _____

3. Talk softly.

4. _____

Write **1**, **2**, or **3** to tell how many syllables each word has. If a word has more than one syllable, draw a line between the syllables. The first one is done for you.

rabbit

2

elephant

understand

yellow

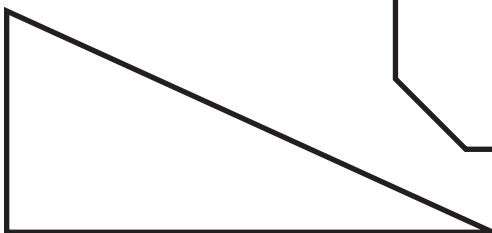
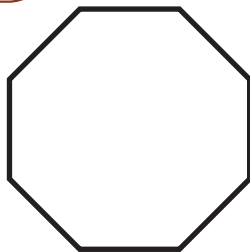
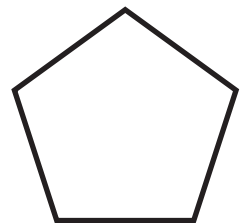
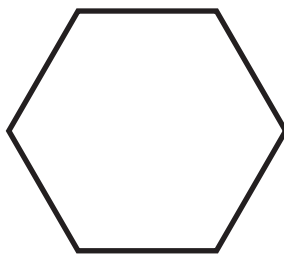
wind

basketball

open

popcorn

Like a corner, an **angle** is where two lines meet. Use the key to color the shapes according to the number of angles they have.

Key8 angles = **green**6 angles = **blue**5 angles = **orange**4 angles = **red**3 angles = **brown**

Write an **adverb** to complete each sentence.

next

smoothly

here

loudly



1. The band is scheduled to play _____.
2. They will set up their instruments over _____.
3. Carlos plays the saxophone _____.
4. Lila beats the drums _____.

$$\begin{array}{|c|} \hline + \\ \hline \end{array} \begin{array}{|c|} \hline \square \\ \hline \end{array} \begin{array}{|c|} \hline 1 \\ \hline \end{array} \begin{array}{|c|} \hline 0 \\ \hline \end{array} \quad \begin{array}{|c|} \hline + \\ \hline \end{array} \begin{array}{|c|} \hline 1 \\ \hline \end{array} \begin{array}{|c|} \hline 0 \\ \hline \end{array} \begin{array}{|c|} \hline 0 \\ \hline \end{array}$$



What is 10 more than the number?

13, _____ 512, _____ 100, _____ 990, _____



What is 100 more than the number?

44, _____ 86, _____ 299, _____ 426, _____



Write each number. The first one is done for you.

Hundreds	Tens	Ones
		



1 hundred
3 tens
2 ones = 132

Hundreds	Tens	Ones
		

___ hundreds
 ___ tens
 ___ ones = _____

Hundreds	Tens	Ones
		

___ hundred
 ___ tens
 ___ ones = _____

Hundreds	Tens	Ones
		

___ hundreds
 ___ ten
 ___ one = _____

Form the **past tense** of most verbs by adding **ed**. Sometimes, you only need to add **d**. Other times, you need to double the final consonant before adding **ed**. Write the past tense of each verb.

stir _____

smile _____

search _____

load _____

clap _____

decide _____

dance _____

plan _____

Homophones sound alike, but they have different spellings and meanings. Write the letter of the best definition for each homophone.

_____ 1. hare

A. a mass of unbaked bread

_____ 2. hair

B. an animal related to the rabbit

_____ 3. peer

C. to look closely; to gaze



_____ 4. pier

D. a female deer, hare, or rabbit

_____ 5. doe

E. a platform built out over water

_____ 6. dough

F. growth that covers the scalp of a person or the body of a mammal

Solve the word problems.

1. A stairway at the library has 37 steps. A stairway at the museum has 28 steps. How many more steps are in the stairway at the library?

_____ steps

2. Max did 38 jumping jacks. He did 23 squats. How many exercises did he do in all?

_____ exercises

Add or **subtract**.

$$\begin{array}{r} 61 \\ - 53 \\ \hline \end{array}$$

$$\begin{array}{r} 54 \\ + 28 \\ \hline \end{array}$$

$$\begin{array}{r} 80 \\ - 9 \\ \hline \end{array}$$

$$\begin{array}{r} 59 \\ + 22 \\ \hline \end{array}$$

$$\begin{array}{r} 25 \\ + 29 \\ \hline \end{array}$$

$$\begin{array}{r} 88 \\ - 49 \\ \hline \end{array}$$

$$\begin{array}{r} 36 \\ + 45 \\ \hline \end{array}$$

$$\begin{array}{r} 84 \\ - 36 \\ \hline \end{array}$$

$$\begin{array}{r} 74 \\ + 17 \\ \hline \end{array}$$

$$\begin{array}{r} 90 \\ - 59 \\ \hline \end{array}$$

Compound words are two words put together to make one new word. Complete each sentence with a compound word made up of the two **bold** words.

1. A **box** with **sand** is a _____.



2. The **way** through a **hall** is a _____.



3. A **box** for **lunch** is a _____.



4. A **coat** for the **rain** is a _____.



5. A **room** with a **bed** is a _____.



To be is a special verb that does not follow the patterns you know. We say I **am**, he **is**, we **are**, and you **are**. Use **is**, **are**, or **am** to complete the sentences.

1. My friends _____ helping me build a tree house.

2. It _____ in my backyard.



3. We _____ using hammers, wood, and nails.

4. It _____ a very hard job.

5. I _____ lucky to have good friends.



In a group with an **even** number of objects, the items can be evenly matched in groups of two. In a group with an **odd** number of objects, the items cannot be evenly matched. Circle the group with an odd number of items.



Write the **homophones** in the blanks to complete the sentences.

eye I He hurt his left _____ playing ball.

_____ like to learn new things.

see sea Can you _____ the winning runner from here?

He goes diving for pearls under the _____.

eight ate The baby _____ the banana.

Jane was _____ years old last year.




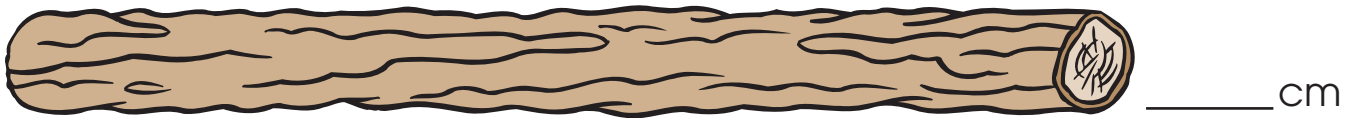
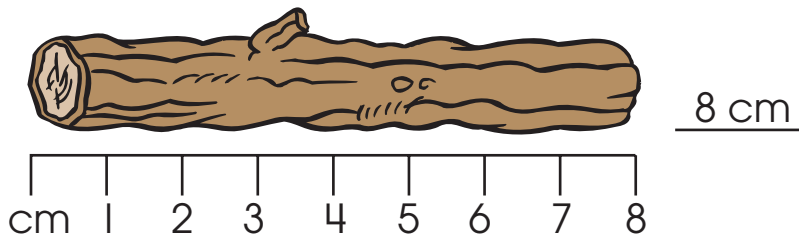
What is 10 less than the number?

22, _____ 79, _____ 119, _____ 385, _____

What is 100 less than the number?

111, _____ 209, _____ 700, _____ 599, _____

Use a ruler to measure the logs to the nearest **centimeter**.




Collective nouns name an entire group. In a sentence, collective nouns are treated the same as singular nouns such as **she** or **he**. In each sentence, circle a collective noun. Underline the verb.




1. My family hikes together on Sundays.
2. Our group presents first on Friday.
3. This school has its own garden.
4. My team plays eight games in April.
5. The audience claps loudly.

Read each sentence and do what it says to do.



1. Count the syllables in each word. Write the number on the line by the word.
2. Draw a line between the two words in each compound word.
3. Draw a circle around each name of a month.
4. Draw a box around each food word.
5. Draw an X on each noise word.
6. Draw a line under each day of the week.
7. Write the three words from the list you did not mark.
Draw a picture of each of those words.






_____ April	_____ vegetable	_____ tablecloth
_____ bang	_____ June	_____ meat
_____ sidewalk	_____ Saturday	_____ crash
_____ astronaut	_____ March	_____ jingle
_____ moon	_____ cardboard	_____ rocket
_____ Friday	_____ fruit	_____ Monday






Write each number.

Hundreds	Tens	Ones
		




___ hundreds
 ___ tens
 ___ ones = _____

Hundreds	Tens	Ones
		

___ hundreds
 ___ tens
 ___ ones = _____

Hundreds	Tens	Ones
		

___ hundreds
 ___ tens
 ___ ones = _____

Hundreds	Tens	Ones
		

___ hundreds
 ___ tens
 ___ ones = _____

Solve the word problems.

1. 100 kids came to science camp in the morning. 10 kids left at lunch. How many kids stayed for the afternoon? _____ kids

2. In a game, the kids tossed 90 eggs. 38 eggs broke. How many eggs did not break? _____ eggs

In a **contraction**, two words are joined together. Some letters are left out. The missing letters are replaced by an **apostrophe** ('). Draw a line from each pair of words to the matching contraction.

I am

she's

it is

they're

you are

we're

we are

he's

they are

I'm

she is

it's

he is

you're

Change the meaning of the sentences by adding the **prefixes** to the **bold** words.


The boy was **lucky** because he guessed the answer **correctly**.

The boy was (un) _____ because he guessed
the answer (in) _____.


When Maya **behaved**, she felt **happy**.

When Maya (mis) _____, she felt
(un) _____.


Connect the dots to make each shape. Not all dots will be used.




a rectangle




a triangle




a different triangle



a four-sided shape



a six-sided shape



a different four-sided shape

Add or subtract.

$$\begin{array}{r} 54 \\ + 28 \\ \hline \end{array}$$

$$\begin{array}{r} 90 \\ - 42 \\ \hline \end{array}$$

$$\begin{array}{r} 55 \\ - 22 \\ \hline \end{array}$$

$$\begin{array}{r} 63 \\ - 33 \\ \hline \end{array}$$

$$\begin{array}{r} 59 \\ + 25 \\ \hline \end{array}$$

$$\begin{array}{r} 71 \\ - 52 \\ \hline \end{array}$$

$$\begin{array}{r} 48 \\ + 38 \\ \hline \end{array}$$

$$\begin{array}{r} 24 \\ + 67 \\ \hline \end{array}$$

$$\begin{array}{r} 17 \\ + 18 \\ \hline \end{array}$$

$$\begin{array}{r} 53 \\ - 44 \\ \hline \end{array}$$

Rewrite each sentence, replacing **nice** or **good** with a better **adjective** from the box.

sturdy**new****great****chocolate****delicious****special**

1. Father baked a good cake.

2. David made a good wish.

3. Mom served good soup.

4. Carly got a nice scooter as a gift.

Write the total amount for each group of coins.

Penny **1¢**Nickel **5¢**

_____ ¢



_____ ¢




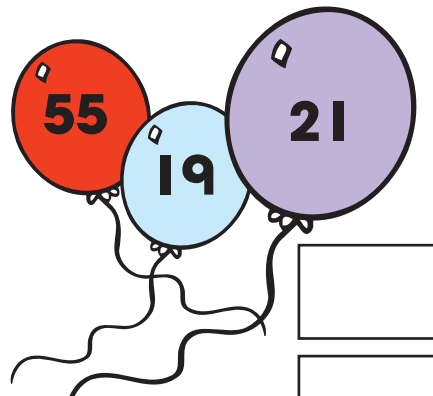
_____ ¢

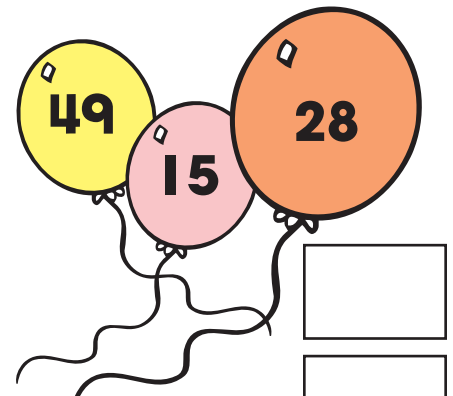


_____ ¢

Add three numbers together. Write numbers from the balloons in the blanks. Then, write the sums.


$$\begin{array}{r} \\ \\ \\ + \\ \hline \end{array}$$


$$\begin{array}{r} \\ \\ \\ + \\ \hline \end{array}$$


$$\begin{array}{r} \\ \\ \\ + \\ \hline \end{array}$$

Read all the sentences. Then, choose the best **adjective** to complete each sentence.

happy


glad

joyful

thrilled

1. Playing with my dog makes me _____.
2. The _____ dancers leaped and twirled.
3. Dad was _____ that I remembered to clean up.
4. The little boy was _____ by his first roller coaster ride.

In a group with an **even** number of objects, the items can be evenly matched in groups of two. In a group with an **odd** number of objects, the items cannot be evenly matched. Circle the group with an even number of items.



Solve the word problems.

1. The library displayed 37 mystery books and 18 nonfiction books. How many books were displayed in all?


_____ books

2. In a video game, Roberto scored 65 points on Saturday and 35 points on Sunday. How many points did he score in all?

_____ points

Read the story. Answer the questions.

Hercules was born in the warm Atlantic Ocean. He was a very small and weak baby. He wanted to be the strongest hurricane in the world. But he had one problem. He couldn't blow 75-mile-per-hour winds. Hercules blew and blew in the ocean, until one day, his sister, Hola, told him it would be more fun to be a breeze than a hurricane. Hercules agreed. It was a breeze to be a breeze!



1. What is the setting of the story? _____

2. Who are the characters? _____

3. What is the problem? _____

4. How does Hercules solve his problem? _____

5. How are a hurricane and a breeze alike? _____

To be is a special verb that does not follow the patterns you know. In the past tense, we say I **was** and you **were**. Use **was** or **were** to complete the sentences.

1. Lily _____ eight years old on her birthday.

2. Tim and Steve _____ happy to be at the party.



3. Megan _____ too shy to sing "Happy Birthday."

4. Ben _____ sorry he dropped his cake.

5. All of the children _____ happy to be invited.

Write the total amount for each group of coins.



Penny **1¢**



Nickel **5¢**



Dime **10¢**



_____ ¢



_____ ¢



_____ ¢



_____ ¢

Add or subtract.

$$\begin{array}{r} 52 \\ - 37 \\ \hline \end{array}$$

$$\begin{array}{r} 45 \\ - 24 \\ \hline \end{array}$$

$$\begin{array}{r} 45 \\ + 36 \\ \hline \end{array}$$

$$\begin{array}{r} 74 \\ - 30 \\ \hline \end{array}$$

$$\begin{array}{r} 82 \\ - 43 \\ \hline \end{array}$$

$$\begin{array}{r} 59 \\ + 15 \\ \hline \end{array}$$

$$\begin{array}{r} 18 \\ + 52 \\ \hline \end{array}$$

$$\begin{array}{r} 76 \\ - 26 \\ \hline \end{array}$$

$$\begin{array}{r} 48 \\ + 46 \\ \hline \end{array}$$

$$\begin{array}{r} 35 \\ + 25 \\ \hline \end{array}$$

Underline the **compound word** in each sentence. On the line, write the two smaller words that make up the compound word.

1. A firetruck came to help put out the fire.


2. I will be nine years old on my next birthday.

3. We built a treehouse last summer.

4. Dad put a scarecrow in his garden.

5. It is fun to make footprints in the snow.

Circle the misspelled word in each sentence. Write the correct spelling on the line.



1. Be sure to stopp at the red light. _____



2. The train goes down the trak. _____



3. Please put the bred in the toaster. _____



4. I need another blok to finish. _____

$$- \begin{array}{|c|} \hline \\ \hline \end{array} \begin{array}{|c|} \hline 1 \\ \hline \end{array} \begin{array}{|c|} \hline 0 \\ \hline \end{array}$$

$$- \begin{array}{|c|} \hline 1 \\ \hline \end{array} \begin{array}{|c|} \hline 0 \\ \hline \end{array} \begin{array}{|c|} \hline 0 \\ \hline \end{array}$$

What is 10 less than the number?

154, _____ 312, _____ 615, _____ 947, _____

What is 100 less than the number?

368, _____ 904, _____ 133, _____ 505, _____

Write an **adjective** in each blank to make the sentences more interesting.

1. The airplane flew through the storm.

The _____ airplane flew through the _____ storm.


2. A firefighter rushed into the house.

A _____ firefighter rushed into the _____ house.

3. The detective hid behind the tree.


The _____ detective hid behind the _____ tree.

How many **halves** make one **whole**?




_____ halves

How many **thirds** make one **whole**?



_____ thirds

How many **fourths** make one **whole**?



_____ fourths

Read each sentence. Look at the word in **bold**. Circle the **prefix**. Write the **root word** on the line.

1. The **preview** of the movie was funny.

2. We will have to **reschedule** the trip.


3. I have **outgrown** my new shoes already.

4. Police **enforce** the laws of the city.

5. The boy **distrusted** the big dog.

6. That song is total **nonsense**!




Write the missing numbers. Count by **tens**.



Count by **hundreds**.



Add the three numbers shown on each flower. Write the sum in the center.



In a **contraction**, two words are joined together. Some letters are left out. The missing letters are replaced by an **apostrophe** ('). Draw a line from each pair of words to the matching contraction.

would not

was not

he will

could not

I have

I've

he'll

wouldn't

wasn't

couldn't

Add or subtract.

$$\begin{array}{r} 73 \\ - 44 \\ \hline \end{array}$$

$$\begin{array}{r} 63 \\ - 33 \\ \hline \end{array}$$

$$\begin{array}{r} 38 \\ + 24 \\ \hline \end{array}$$

$$\begin{array}{r} 33 \\ + 37 \\ \hline \end{array}$$

$$\begin{array}{r} 80 \\ - 42 \\ \hline \end{array}$$

$$\begin{array}{r} 30 \\ + 59 \\ \hline \end{array}$$

$$\begin{array}{r} 42 \\ - 26 \\ \hline \end{array}$$

$$\begin{array}{r} 26 \\ + 33 \\ \hline \end{array}$$

$$\begin{array}{r} 25 \\ + 18 \\ \hline \end{array}$$

$$\begin{array}{r} 97 \\ - 9 \\ \hline \end{array}$$

Draw lines to match the amounts of money.



Find and correct three misspelled words in the letter. Write **commas** inside the boxes to complete the **greeting** and **closing**.

Dear Grandma

I hope you come two visit soon. We can go to the museum together. I have sumthing to show you. It is something I made miself. I think you will like it.

Love

Marc

Circle words that would best describe the ocean.

tiny

salty

vast

still

wavy

Circle words that would best describe a taco.

sweet

hot

spicy

frozen

crunchy

Circle words that would best describe a playground at recess.

noisy

serious

colorful

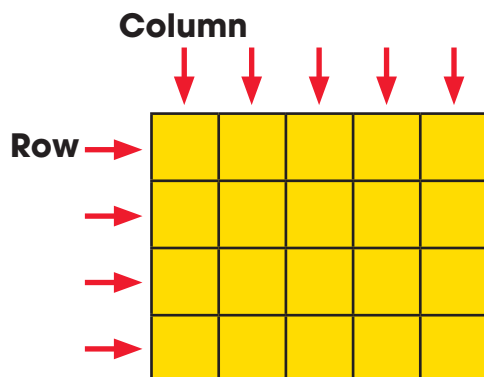
dull

active

How many **columns** of four squares are in the rectangle? _____

How many **rows** of five squares are in the rectangle? _____

How many squares are in the rectangle? _____



Use columns and rows to divide the rectangle into 12 squares.



Go is a special verb that does not follow the patterns you know. Its **past-tense form** does not end with **ed**. The past tense of **go** is **went**. Write **go** or **went** to complete the sentences.

1. Today, I will _____ to the store.



2. Yesterday, we _____ shopping.



3. Juan and Seth will _____ to the party soon.



Write the **homophones** in the blanks to complete the sentences.

one won Jill _____ first prize at the science fair.

I am the only _____ in my family with red hair.

be bee Jenny cried when a _____ stung her.

I have to _____ in bed every night at eight o'clock.

two to too My father likes _____ play tennis.

I like to play, _____.

It takes at least _____ people to play.

Jace, Jade, and Joy are triplets.
How many cents will it cost to buy
each of the triplets:

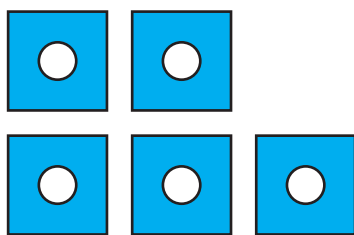

a toy car? _____ ¢

an ice cream cone? _____ ¢

a puzzle? _____ ¢



Circle the group with an **even** number of items.



Solve the word problems.

1. A park had 88 visitors on Thursday and 100 visitors on Friday. How many more visitors came on Friday?

_____ visitors

2. Room 114 donated 35 cans of food. Room 120 donated 28 cans of food. How many cans of food were donated in all?

_____ cans

Circle the word that begins with a **prefix**. Then, write the prefix and the **root word**.

1. The dog was unfriendly. _____ + _____

2. The movie preview was interesting. _____ + _____

3. The referee called an unfair penalty. _____ + _____

4. Please do not misbehave. _____ + _____

5. My parents disapprove of that show. _____ + _____

6. I had to redo the assignment. _____ + _____

Circle the **contraction** that replaces the underlined words.

1. The boy was not sad.
wasn't weren't



2. We were not working.
wasn't weren't



3. Jen and Caleb have not eaten lunch yet.
haven't hasn't

4. The mouse has not been here.
haven't hasn't



Combine the words to make **compound words**. Write the compound words on the lines.

sun
box

foot
plane

air
basket

bath
room

mail
water

class
melon

ball
guard

flower
body

Draw lines to match the amounts of money.



Add or subtract.

$$\begin{array}{r} 33 \\ + 46 \\ \hline \end{array}$$

$$\begin{array}{r} 73 \\ - 14 \\ \hline \end{array}$$

$$\begin{array}{r} 29 \\ + 68 \\ \hline \end{array}$$

$$\begin{array}{r} 66 \\ - 28 \\ \hline \end{array}$$

$$\begin{array}{r} 72 \\ - 34 \\ \hline \end{array}$$

$$\begin{array}{r} 33 \\ + 37 \\ \hline \end{array}$$

$$\begin{array}{r} 44 \\ + 28 \\ \hline \end{array}$$

$$\begin{array}{r} 76 \\ - 13 \\ \hline \end{array}$$


$$\begin{array}{r} 84 \\ + 9 \\ \hline \end{array}$$


$$\begin{array}{r} 81 \\ - 68 \\ \hline \end{array}$$


Collective nouns name an entire group. In a sentence, collective nouns are treated the same as singular nouns such as **she** or **he**. In each sentence, circle a collective noun. Underline the verb.

1. Our school collects cans and papers to recycle.
2. The winning team shouts for joy!
3. The audience cheers for each new act.
4. The family has two sets of twins.
5. My group is reading a book about Africa.

Add three numbers together. Write numbers from the balloons in the blanks. Then, write the sums.


$$\begin{array}{r} \square \\ \square \\ \square \\ + \square \\ \hline \square \end{array}$$


$$\begin{array}{r} \square \\ \square \\ \square \\ + \square \\ \hline \square \end{array}$$

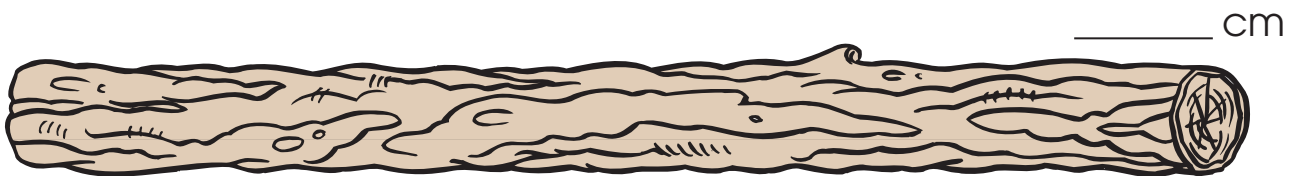



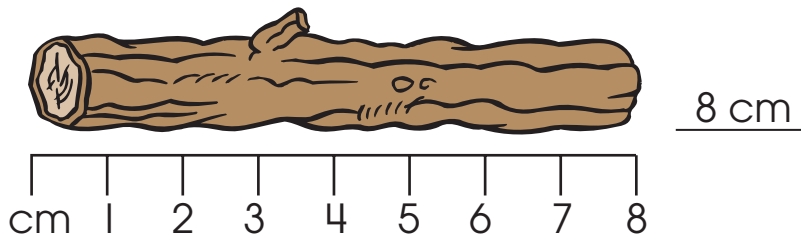

$$\begin{array}{r} \square \\ \square \\ \square \\ + \square \\ \hline \square \end{array}$$

Read all the sentences. Then, choose the best **verb** to complete each sentence.

tiptoed**walked****marched****trudged**

1. On Tuesday, we _____ to the library.
2. The farmer _____ through mud to get to the barn.
3. We _____ past the sleeping baby's crib.
4. The proud girl _____ up to get her prize.

Use a ruler to measure the logs to the nearest **centimeter**.



Write words that tell **who** or **when** to expand the sentences.

1. Mary's little _____ is starting her first day
at school _____.



2. Aunt _____ is moving to Florida _____.

3. It was almost _____ when _____ arrived
at the party.

Write the total amount for each group of coins.



25¢



10¢



5¢



1¢



_____ ¢



_____ ¢




_____ ¢



_____ ¢

-



-



What is 10 less than the number?

26, _____ 84, _____ 714, _____ 588, _____

What is 100 less than the number?

247, _____ 987, _____ 325, _____ 411, _____

Circle the misspelled word in each sentence. Write the correct spelling on the line.



1. The beasst player won a trophy. _____



2. Blow out the candles and make a wiish. _____



3. The truk blew its horn. _____



4. Watch the kite flie! _____

The words name different **parts of speech**. Use them to label the words in the sentence.

noun

verb

preposition

article

pronoun

My

cow

walks

in

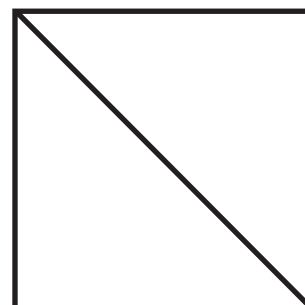




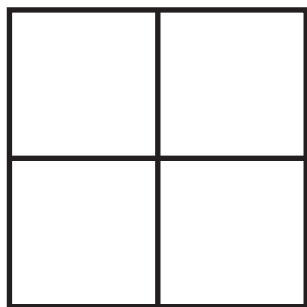
the

barn.

Read the meaning on each treasure chest. Write the matching word. Then, underline the **prefix** in each word.

disagree**input****redo****unable**

Color one **half** of each shape.



Add or subtract.

$$\begin{array}{r} 42 \\ - 35 \\ \hline \end{array}$$

$$\begin{array}{r} 92 \\ - 53 \\ \hline \end{array}$$

$$\begin{array}{r} 41 \\ + 49 \\ \hline \end{array}$$

$$\begin{array}{r} 73 \\ + 19 \\ \hline \end{array}$$

$$\begin{array}{r} 24 \\ - 15 \\ \hline \end{array}$$

$$\begin{array}{r} 83 \\ - 56 \\ \hline \end{array}$$

$$\begin{array}{r} 32 \\ + 59 \\ \hline \end{array}$$

$$\begin{array}{r} 63 \\ + 17 \\ \hline \end{array}$$

$$\begin{array}{r} 55 \\ - 42 \\ \hline \end{array}$$

$$\begin{array}{r} 69 \\ + 13 \\ \hline \end{array}$$

Have is a special verb that does not follow the patterns you know. Its **past-tense form** does not end with **ed**. The past tense of **have** is **had**. Write **have** or **had** to complete the sentences.

1. We _____ three cats at home.

2. Bucky and Charlie _____ gray fur.

3. When I was little, we _____ only one cat.

4. I _____ to ask my parents for more!



Combine the words to make a **compound word** to describe each picture.

shoe
stool

lace
box


cup
foot

cake
basket

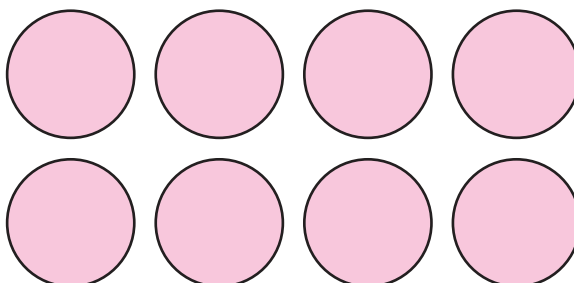
mail
bell

ball
door





Circle the group with an **odd** number of items.



Find and correct three misspelled words in the letter. Write **commas** inside the boxes to complete the **greeting** and **closing**.

Dear Room 22

Thank you for the nyce cards and drawings.
They cheered me up when I wuz sick. My
surgery went well. I will be bak to school in two
weeks. I will be happy to see you all.

Your friend
Aggie

Solve the word problems.

1. Group A wrote 16 words on the word wall.
Group B wrote 24 words on the word wall.
How many words were written in all?

_____ words

2. A bakery sold 78 cheese bagels and 53
plain bagels. How many more cheese
bagels were sold?

_____ bagels

Read the play. Answer the questions.

Pip: Hey, Pep. What kind of turkey eats very fast?

Pep: Uh, I don't know.


Pip: A gobbler!

Pep: I have a good joke for you, Pip.
What kind of burger does
a polar bear eat?

Pip: Uh, a cold burger?

Pep: No, an iceberg-er!

Pip: Hey, that was a great joke!



1. Who are the characters in the play? _____

2. What are the jokes about? _____

3. What are the characters in the play doing? _____

4. What does it mean to gobble your food? _____

5. What is an iceberg? _____

Write the total amount for each group of coins.



_____ ¢




_____ ¢



_____ ¢



_____ ¢



What is 10 less than the number?

522, _____ 18, _____ 99, _____ 100, _____

What is 100 less than the number?

100, _____ 399, _____ 802, _____ 664, _____

Add or **subtract**.

$$\begin{array}{r} 21 \\ + 29 \\ \hline \end{array}$$

$$\begin{array}{r} 30 \\ - 27 \\ \hline \end{array}$$

$$\begin{array}{r} 47 \\ + 37 \\ \hline \end{array}$$

$$\begin{array}{r} 80 \\ - 22 \\ \hline \end{array}$$

$$\begin{array}{r} 92 \\ - 43 \\ \hline \end{array}$$

$$\begin{array}{r} 72 \\ + 19 \\ \hline \end{array}$$

$$\begin{array}{r} 58 \\ - 44 \\ \hline \end{array}$$

$$\begin{array}{r} 41 \\ + 29 \\ \hline \end{array}$$

$$\begin{array}{r} 22 \\ + 28 \\ \hline \end{array}$$

$$\begin{array}{r} 64 \\ - 29 \\ \hline \end{array}$$

Circle two misspelled words in each sentence. Write the correct spellings on the lines.



1. Are you goeing to shere your cookie with me?

2. We planed a long time, but we still wur not ready.































3. My pensil has not brokken yet today.




4. We need to fynd the rite address.

Count the number of sunny days. Draw one sun in the box for every five sunny days in June. This kind of graph is called a **picture graph**.

Sunny Days in June

June						
						
						
						
						
						



 = 5 sunny days

Draw a line from each pair of words to the matching **contraction**.

I am

can not




he is

can't

he's

I'm

Add the three numbers shown on each flower. Write the sum in the center.



Write the total amount for each group of coins.



Circle the correct **homophone** to complete each sentence. Write the word on the line.

1. I am going to _____ a letter to my grandmother. right write



2. Draw a circle around the _____ answer. right write

3. Wait an _____ before going swimming. our hour

4. This is _____ house. our hour

5. He got a _____ from his garden. beat beet

Rewrite each sentence, adding at least two **adjectives** to provide more information and details.

1. The girl dropped her coat.



2. The boy played with cars.

3. The boy put books away.

See is a special verb that does not follow the patterns you know. Its **past-tense form** does not end with **ed**. The past tense of **see** is **saw**. Write **see** or **saw** to complete the sentences.

1. Last night, we _____ the stars.





2. John can _____ the stars from his window.

3. Last week, he _____ the Big Dipper.

4. Can you _____ it in the night sky, too?

Circle the group with an **even** number of items.



Read the meaning on each treasure chest. Write the matching word. Then, underline the **prefix** in each word.

discover**inside****unhappy****replay**

Win the tic-tac-toe game by drawing an X through equations that are not true.

$\begin{array}{r} 51 \\ + 13 \\ \hline 73 \end{array}$	$\begin{array}{r} 45 \\ - 22 \\ \hline 23 \end{array}$	$\begin{array}{r} 72 \\ - 17 \\ \hline 55 \end{array}$
$\begin{array}{r} 21 \\ + 19 \\ \hline 40 \end{array}$	$\begin{array}{r} 82 \\ - 36 \\ \hline 53 \end{array}$	$\begin{array}{r} 39 \\ + 47 \\ \hline 86 \end{array}$
$\begin{array}{r} 73 \\ - 26 \\ \hline 47 \end{array}$	$\begin{array}{r} 53 \\ + 29 \\ \hline 82 \end{array}$	$\begin{array}{r} 75 \\ - 29 \\ \hline 50 \end{array}$

Add or subtract.

$$\begin{array}{r} 90 \\ - 59 \\ \hline \end{array}$$

$$\begin{array}{r} 42 \\ + 18 \\ \hline \end{array}$$

$$\begin{array}{r} 72 \\ - 44 \\ \hline \end{array}$$

$$\begin{array}{r} 60 \\ - 36 \\ \hline \end{array}$$

$$\begin{array}{r} 48 \\ + 19 \\ \hline \end{array}$$

$$\begin{array}{r} 82 \\ - 53 \\ \hline \end{array}$$

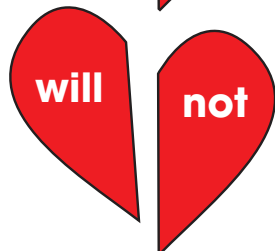
$$\begin{array}{r} 62 \\ + 18 \\ \hline \end{array}$$

$$\begin{array}{r} 13 \\ + 37 \\ \hline \end{array}$$

$$\begin{array}{r} 75 \\ - 42 \\ \hline \end{array}$$

$$\begin{array}{r} 22 \\ + 58 \\ \hline \end{array}$$

Draw a line from each pair of words to the matching **contraction**.



Write the missing amounts.



10¢

+



¢

=

¢



¢

+



¢

+



¢

=

¢



¢

+



¢

=

¢

Circle words that would best describe a thunderstorm.

sunny**soggy****calm****booming****cloudy**

Circle words that would best describe a snow cone.

icy**fruity****steaming****drippy****meaty**

Circle words that would best describe a bumblebee.

buzzing**gigantic****cuddly****flying****striped**

Combine words from the box to make a **compound word** to describe each picture.

rain
shirt

fish
book

light
worm

sun
bow


tail
star











The words name different **parts of speech**. Use them to label the words in the sentence.

article

adjective

noun


verb

The large dog was excited.

Count by **fives**. Write the missing numbers.



Count by **tens**. Write the missing numbers.



Count by **hundreds**. Write the missing numbers.

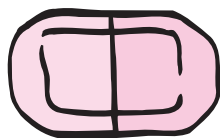


Solve the word problems.

1. 82 people saw the movie. 37 people did not like it. How many people liked the movie? _____ people

2. The baby napped in the car for 29 minutes and at home for 49 minutes. How many minutes did the baby nap in all? _____ minutes

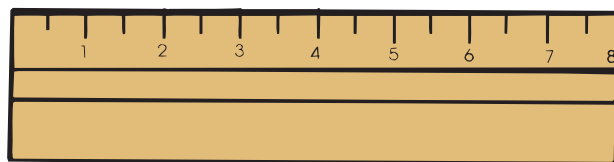
Use a ruler to measure each item to the nearest **centimeter**. Answer the questions.



3 cm



7 cm



_____ cm



_____ cm

How much longer is the paintbrush than the crayon? _____ cm

How much longer is the paintbrush than the pencil? _____ cm

$$- \begin{array}{|c|} \hline \square \\ \hline \end{array} \begin{array}{|c|} \hline 1 \\ \hline \end{array} \begin{array}{|c|} \hline 0 \\ \hline \end{array}$$

$$- \begin{array}{|c|} \hline 1 \\ \hline \end{array} \begin{array}{|c|} \hline 0 \\ \hline \end{array} \begin{array}{|c|} \hline 0 \\ \hline \end{array}$$

What is 10 less than the number?

36, _____ 10, _____ 892, _____ 70, _____

What is 100 less than the number?

444, _____ 768, _____ 132, _____ 319, _____

Write the **part of speech** of each underlined word.

NOUN **PRONOUN** **VERB** **ADJECTIVE** **ADVERB** **PREPOSITION**

There ^①are many ^②different kinds of animals. Some animals live in the wild. Some animals live in the ^③zoo. And still others live in homes. The ^④animals that live in homes are called pets.

There are many types of pets. Some pets without fur are fish, turtles, snakes, and hermit crabs. Trained birds can fly ^⑤around ^⑥your house. ^⑦Some furry animals are cats, dogs, rabbits, ferrets, gerbils, and hamsters. Some animals can ^⑧successfully learn tricks that ^⑨you teach them. Whatever your favorite animal is, animals can be ^⑩special friends!

1. _____

5. _____



2. _____

6. _____

3. _____

7. _____

9. _____

4. _____

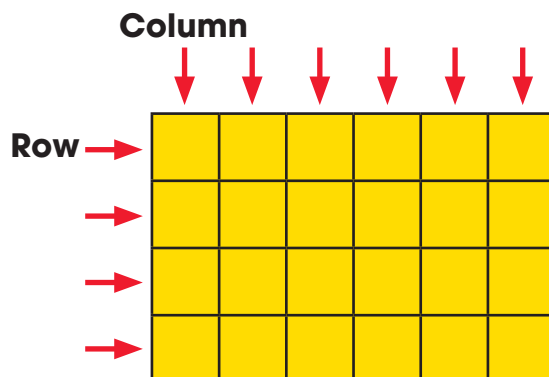
8. _____

10. _____

How many **columns** of four squares are in the rectangle? _____

How many **rows** of six squares are in the rectangle? _____

How many squares are in the rectangle? _____



Use columns and rows to divide the rectangle into 15 squares.



Choose the correct verb to complete each sentence. Write it in the blank.

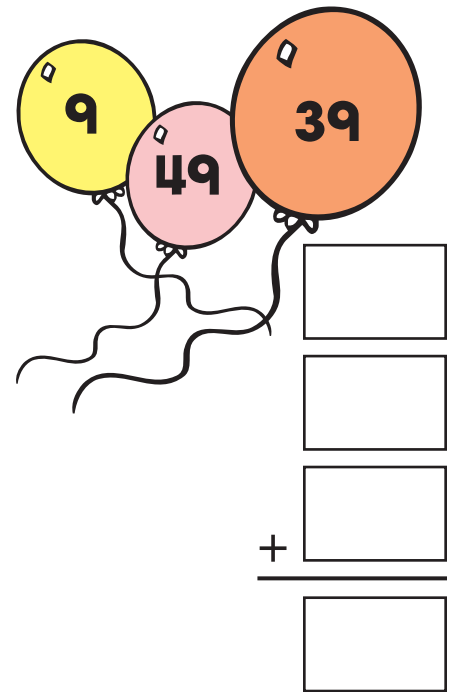
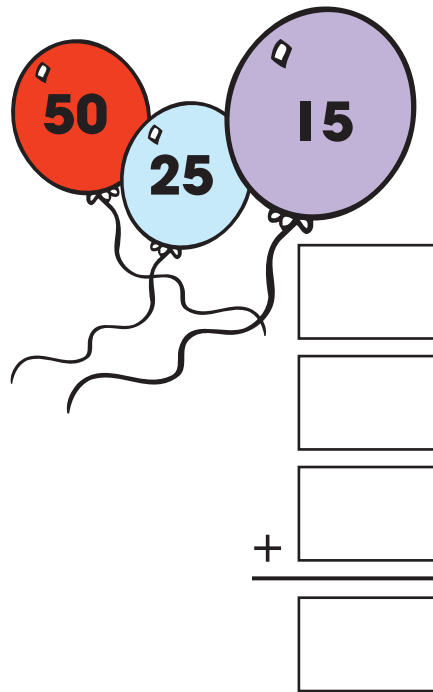
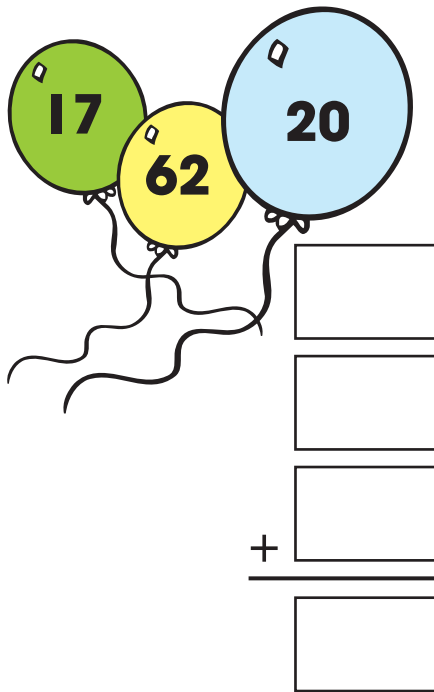
1. My family _____ together as often as we can.
(eat/eats)

2. This group _____ new games to play at recess.
(invent/invents)

3. Our class _____ our pet hamsters.
(love/loves)

4. My team _____ two coaches.
(has/have)

Add three numbers together. Write numbers from the balloons in the blanks. Then, write the sums.



Write an **adjective** or an **adverb** on each line to describe the **bold** word.

adorable **Adjectives** **many** **best**

excitedly **Adverbs** **straight** **pitifully**

1. Dad and I **went** _____ to the back of the store.
2. We saw _____ animal **cages**.
3. The _____ **puppies** interested me most.
4. One little beagle **wiggled** _____.
5. He **whined** _____.
6. A puppy would be the _____ **present** I could have.

Add numbers with three digits. First, add the **ones**. Next, add the **tens**. Then, add the **hundreds**. The first one is done for you.

	3 ↓	2 ↓	1 ↓						
hundreds	tens	ones	hundreds	tens	ones	hundreds	tens	ones	
1	3	2	4	5	3	8	2	5	
+ 6	5	2	+ 2	2	6	+ 1	1	1	
7	8	4							

hundreds	tens	ones	hundreds	tens	ones	hundreds	tens	ones	
1	2	7	5	5	5		4	3	
+ 1	7	1	+ 2	3	4	+ 2	3	5	

Match the correct amount of money with the price of the object.



Write a word in each blank to answer the question and make the sentence tell more.




Mrs. _____ bought a sweater and two _____
Who? What?
before leaving the _____ to pick up _____
Where? Who?
at _____.
When?

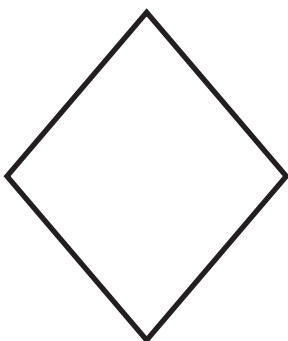
Divide the shape into equal **thirds**.




Divide the shape into equal **halves**.



Divide the shape into equal **fourths**.



Color one **whole** shape.



Add. First, add the **ones**. Next, add the **tens**. Then, add the **hundreds**.

	3 ↓	2 ↓	1 ↓						
hundreds	tens	ones	hundreds	tens	ones	hundreds	tens	ones	
4	4	3	1	5	4	2	1	4	
+ 3	2	6	+ 6	3	3	+ 4	3	5	

hundreds	tens	ones	hundreds	tens	ones	hundreds	tens	ones	
1	7	5	3	3	3	2	3	4	
+	2	4	+ 5	6	6	+ 1	2	3	


Eat is a special verb that does not follow the patterns you know. Its **past-tense form** does not end with **ed**. The past tense of **eat** is **ate**. Write **eat** or **ate** to complete the sentences.

1. We like to _____ in the lunchroom.

2. Last week, our teacher _____ in a different room.

3. Yesterday, we _____ pizza, pears, and peas.

4. Today, we will _____ turkey and potatoes.




Subtract from numbers with three digits. First, subtract the **ones**. Next, subtract the **tens**. Then, subtract the **hundreds**.

³ ↓ hundreds	² ↓ tens	¹ ↓ ones	hundreds	tens	ones	hundreds	tens	ones
9	8	6	5	8	2	7	4	9
- 5	3	2	- 3	5	0	- 2	2	7

hundreds	tens	ones	hundreds	tens	ones	hundreds	tens	ones
7	6	4	9	1	8	1	5	7
- 7	4	1	- 8	0	2	-	3	5

Circle the group with an **odd** number of items.



Circle the correct **homophone** to complete each sentence. Write the word on the line.


1. Our football team _____ that team.
beat beet

2. Go to the store and _____ a loaf of bread.
by buy

3. We will drive _____ our house.
by buy

4. It will be trouble if the dog _____ the cat.
seas sees

5. They sailed the seven _____.
seas sees



Choose the correct verb to complete each sentence. Write it in the blank.

1. Our family _____ to the beach every summer.
(go/goes)

2. My sister's school _____ delicious black bean chili.
(serve/serves)

3. The baseball team _____ new uniforms.
(have/has)

4. Mom's neighborhood group _____ a parade every year.
(plan/plans)

Read the story. Answer the questions.

Sean really likes to play basketball. One sunny day, he decided to ask his friends to play basketball at the park, but there were six people—Sean, Aki, Lance, Kate, Zac, and Oralia. A basketball team only allows five to play at a time. So, Sean decided to be the coach. Sean and his friends had fun.



1. How many kids wanted to play basketball? _____

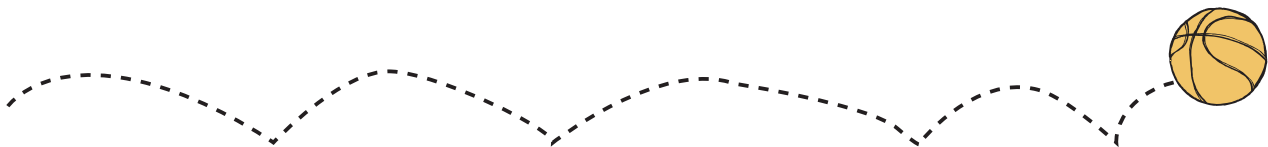
2. Write their names in ABC order:

3. How many players can play on a basketball team
at a time? _____



4. Where did they play basketball? _____

5. Who decided to be the coach? _____



Subtract. First, subtract the **ones**. Next, subtract the **tens**. Then, subtract the **hundreds**.

	3 ↓	2 ↓	1 ↓						
hundreds	tens	ones	hundreds	tens	ones	hundreds	tens	ones	
5	8	7	9	2	8	5	7	4	
- 3	2	0	- 8	0	6	- 3	5	0	

hundreds	tens	ones	hundreds	tens	ones	hundreds	tens	ones	
3	6	5	4	2	6	5	5	0	
- 3	4	2	- 1	1	4	- 2	3	0	

Write the amount for each group of coins.



_____ ¢



_____ ¢



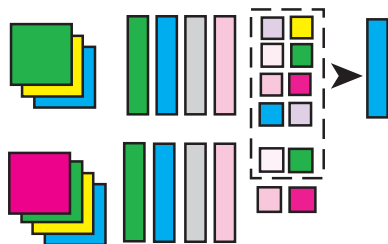
_____ ¢



_____ ¢

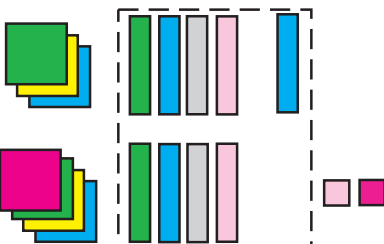
When the sum of **ones** is more than 10, regroup the **tens**. When the sum of tens is more than 100, regroup the **hundreds**. Follow the example. Trace the numbers for each step.

Step 1: Add the ones.



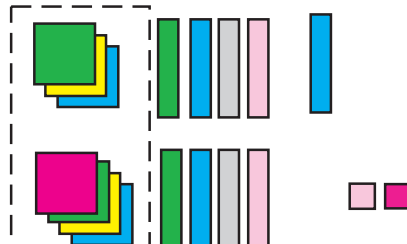
Do you regroup? Yes

Step 2: Add the tens.



Do you regroup? No

Step 3: Add the hundreds.



hundreds	tens	ones	hundreds	tens	ones	hundreds	tens	ones
3	4	8	3	4	8	3	4	8
+ 4	4	4	+ 4	4	4	+ 4	4	4
		<u>2</u>		<u>9</u>	2	<u>7</u>	9	2

Write the value of the underlined digit. The first three are done for you.

258 50

875 _____

470 _____

305 300

58 _____

562 _____

699 9

325 _____

989 _____

Write the **contraction** for each pair of words. Use an **apostrophe (')** to replace the letters you leave out.

1. you are _____

5. she is _____

2. does not _____

6. we have _____

3. do not _____

7. has not _____

4. would not _____

8. did not _____

Circle the **suffix** in each word. The first one is done for you.

fluffy

peaceful

careless

rainy

thoughtful

likeable

blameless

enjoyable

helpful

Write a word with a suffix to match each meaning.

full of hope _____

having rain _____

without hope _____

able to break _____

without power _____

full of cheer _____

Rewrite each sentence, rearranging the words to make each telling sentence, or **statement**, into a **question** and each question into a statement. The first one is done for you.

1. Ellen is getting the gear together.

Is Ellen getting the gear together?

2. James is packing the car trunk.

3. Will it be dark when we arrive at the lake?

4. Joey's job is to put up the tent.

5. Will we sit around the fire and tell stories?

Write the value of the quarter. Then, add the value of the dimes, nickels, and pennies.



_____ ¢



_____ ¢



_____ ¢



_____ ¢



_____ ¢



_____ ¢



_____ ¢



_____ ¢

_____ ¢

Total

Add. Regroup as needed.

hundreds	tens	ones	hundreds	tens	ones	hundreds	tens	ones
4	1	8	4	7	1	3	3	4
+ 3	2	3	+ 3	1	9	+ 5	2	8

hundreds	tens	ones	hundreds	tens	ones	hundreds	tens	ones
6	5	9	7	3	6	4	2	6
+ 1	2	7	+ 1	4	5	+ 1	6	5

Read all the sentences. Then, choose the best **adjective** to complete each sentence.

warm

toasty

hot

scorching

1. Let's get inside where it is _____.

2. We like to swim on _____ days.

3. Would you like a _____ cheese sandwich?


4. The _____ fire burnt two buildings.

When there are not enough **ones** to subtract from, regroup the **tens**. When there are not enough tens to subtract from, regroup the **hundreds**. **Subtract**. Follow the example.

1. Subtract ones. Ask:
Do I need to regroup?

$$\begin{array}{r} 16 \\ 62\cancel{0} \\ - 449 \\ \hline \end{array}$$

1 ten =
10 ones



2. Subtract tens. Ask:
Do I need to regroup?

$$\begin{array}{r} 11 \\ 5\cancel{2}\cancel{0} \\ - 449 \\ \hline 77 \end{array}$$

1 hundred =
10 tens

3. Subtract hundreds.

$$\begin{array}{r} 11 \\ 5\cancel{2}\cancel{0} \\ - 449 \\ \hline 177 \end{array}$$

hundreds	tens	ones	hundreds	tens	ones	hundreds	tens	ones
4	3	5	7	4	8	8	4	2
- 3	6	8	- 5	6	9	- 5	9	9

Write the value of the underlined digit. The first one is done for you.

346 300

555 _____

68 _____

268 _____

555 _____

861 _____

190 _____

555 _____

404 _____

Make the words at the end of each line into a **contraction** to complete the sentence.

1. He _____ know the answer.

did not

2. _____ a long way home.

It is

3. _____ my house.

Here is

4. _____ not going to school today.

We are

5. _____ take the bus home tomorrow.

They will

Leave is a special verb that does not follow the patterns you know. Its **past-tense form** does not end with **ed**. The past tense of **leave** is **left**. Write **leave** or **left** to complete the sentences.

1. Last winter, we _____ seeds in the bird feeder every day.

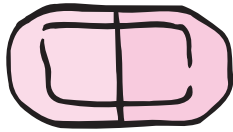


2. My mother likes to _____ food out for the squirrels.


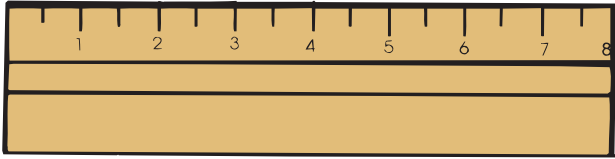
3. When it snows, we _____ bread for the birds.

4. Yesterday, Mom _____ popcorn for the animals.


Use a ruler to measure each item to the nearest **centimeter**. Answer the questions.



3 cm



_____ cm



_____ cm



_____ cm

How much shorter is the paper clip than the scissors? _____ cm

How much longer is the marker than the eraser? _____ cm

Write each word that includes a **suffix** beside its meaning. Then, use the numbered letters to find the missing word.

1. in a safe way _____
6

2. full of cheer _____
2

3. full of peace _____
4

4. state of being amazed _____
5

5. state of being excited _____
1

6. without speech _____
3

cheerful
safely
speechless
amazement
peaceful
excitement

You are now on your way to becoming a

5 6 3 1 4 2 of suffixes!

Subtract by regrouping. Follow the example.

Step 1: Regroup ones if needed.

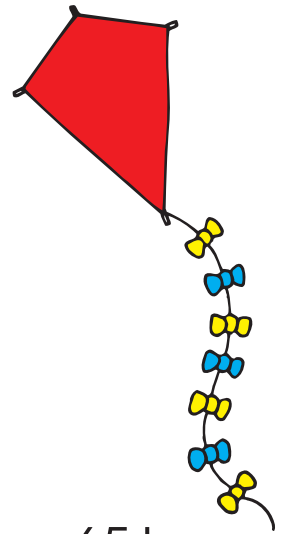
Step 2: Subtract ones.

Step 3: Regroup tens if needed.

Step 4: Subtract tens.

Step 5: Subtract hundreds.

hundreds	tens	ones
	5	12
4	6	2
- 2	5	3
2	0	9



$$\begin{array}{r} 423 \\ - 144 \\ \hline \end{array}$$

$$\begin{array}{r} 562 \\ - 349 \\ \hline \end{array}$$

$$\begin{array}{r} 478 \\ - 239 \\ \hline \end{array}$$

$$\begin{array}{r} 651 \\ - 333 \\ \hline \end{array}$$


Find and correct three misspelled words in the letter. Write **commas** inside the boxes to complete the **greeting** and **closing**.

Dear Principal Baylor


Pleese come to our class art show on Friday
aftur lunch. You will see paintings, drawings,
and sculptures. You will be amazd at what we
have made. We hope you can come.

Sincerely
Room 38

Find the sum of the numbers on the trains. Regroup as needed.



$$\begin{array}{r}
 \square \\
 \square \\
 \square \\
 + \square \\
 \hline
 \square
 \end{array}$$



$$\begin{array}{r}
 \square \\
 \square \\
 \square \\
 + \square \\
 \hline
 \square
 \end{array}$$

Write the value of the underlined digit. The first one is done for you.

888 800 _____

250 _____

458 _____

221 _____

690 _____

600 _____

69 _____

820 _____

212 _____

Read all the sentences. Then, choose the best **verb** to complete each sentence.

whispered**stated****boasted****exclaimed**

1. My uncle _____ about his new car.
2. During the concert, I _____ to my sister.
3. Ms. Hu _____ that the field trip will be on Friday.
4. The kids _____ when they heard the ice cream truck.

Circle two misspelled words in each sentence. Write the correct spellings on the lines.




1. You hav stired the soup too much.

2. We tryed to be as neet as possible.


3. She cannot sea in the darknes.

4. Wayt for us to joine you!


Connect the dots to make each shape. Not all dots will be used.




a 3-sided shape




a different 3-sided shape




a 4-sided shape



a different 4-sided shape



a 5-sided shape



a 6-sided shape

Look at the **bold** verb in the first sentence. Write the correct form of the same present-tense verb to match the **collective noun** in the second sentence.

1. We **cheer** for every batter.

Our team _____ loudly.

2. Bruno and Sari **wait** for the play to begin.

The whole audience _____ patiently.

3. My sisters **play** hide-and-seek well.

Our family _____ together often.

4. The students in this class **have** gym in the afternoon.

Our class _____ a great time during gym!

Add by **regrouping**. Follow the example.

Step 1: Add the ones.

Step 2: Add the tens.

Step 3: Add the hundreds.

hundreds	tens	ones
1	1	
3	4	8
+ 4	5	4
8	0	2

$$\begin{array}{r} 348 \\ + 214 \\ \hline \end{array}$$

$$\begin{array}{r} 172 \\ + 418 \\ \hline \end{array}$$

$$\begin{array}{r} 575 \\ + 329 \\ \hline \end{array}$$

$$\begin{array}{r} 623 \\ + 268 \\ \hline \end{array}$$

Write a word in each blank to match the **part of speech** shown.

I went for a _____. I found a really big _____.
(noun) (noun)

It was so _____ that I _____ all the
(adjective) (verb)

way home. I put it in my _____. To my amazement, it
(noun)

began to _____. I _____. I took it to my
(verb) (past-tense verb)

_____. I showed it to all my _____.
(noun) (plural noun)

$$- \begin{array}{|c|} \hline \square \\ \hline \end{array} \begin{array}{|c|} \hline 1 \\ \hline \end{array} \begin{array}{|c|} \hline 0 \\ \hline \end{array} + \begin{array}{|c|} \hline \square \\ \hline \end{array} \begin{array}{|c|} \hline 1 \\ \hline \end{array} \begin{array}{|c|} \hline 0 \\ \hline \end{array}$$

What is 10 less than the number? What is 10 more than the number?

_____, 463, _____

_____, 16, _____

_____, 299, _____

_____, 54, _____

$$- \begin{array}{|c|} \hline 1 \\ \hline \end{array} \begin{array}{|c|} \hline 0 \\ \hline \end{array} \begin{array}{|c|} \hline 0 \\ \hline \end{array} + \begin{array}{|c|} \hline 1 \\ \hline \end{array} \begin{array}{|c|} \hline 0 \\ \hline \end{array} \begin{array}{|c|} \hline 0 \\ \hline \end{array}$$

What is 100 less than the number? What is 100 more than the number?

_____, 290, _____

_____, 560, _____

_____, 789, _____

_____, 103, _____

Some special verbs do not follow the patterns you know. Their **past-tense forms** do not end with **ed**. Write the past-tense form of each verb. The first one is done for you.

Present	Past
hear, hears	heard
draw, draws	
do, does	
give, gives	
sell, sells	

Use the **compound words** to answer the questions.

**fireplace
pigpen**

**blueberry
bookcase**

**classroom
beehive**

1. a case for books? _____

2. a berry that is blue? _____

3. a hive for bees? _____


4. a place for fires? _____

5. a pen for pigs? _____

6. a room for a class? _____



Match the amount in each purse to a price tag.



Subtract. Regroup as needed. Draw a line to the kite with the correct answer. Color the kites.

$$\begin{array}{r} 347 \\ - 218 \\ \hline \end{array}$$

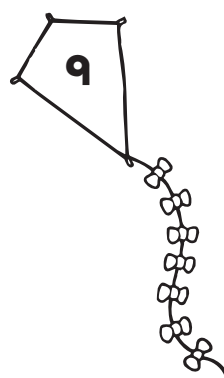
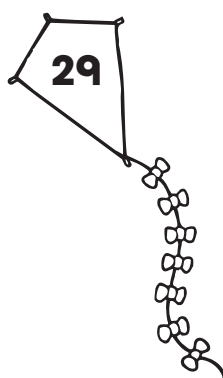
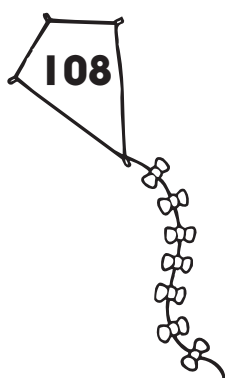
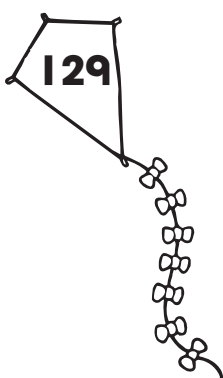
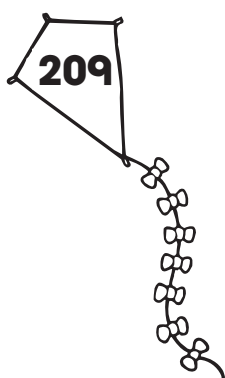
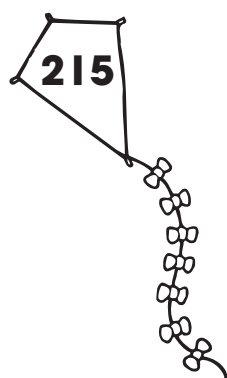
$$\begin{array}{r} 144 \\ - 135 \\ \hline \end{array}$$

$$\begin{array}{r} 963 \\ - 748 \\ \hline \end{array}$$

$$\begin{array}{r} 762 \\ - 553 \\ \hline \end{array}$$

$$\begin{array}{r} 287 \\ - 179 \\ \hline \end{array}$$

$$\begin{array}{r} 427 \\ - 398 \\ \hline \end{array}$$



Write each number in **expanded form**. The first one is done for you.

Hundreds	Tens	Ones
4	3	0
400	30	0
$430 = 400 + 30 + 0$		

1. $547 = \underline{500} + \underline{40} + \underline{7}$

2. $222 = \underline{\hspace{2cm}} + \underline{\hspace{2cm}} + \underline{\hspace{2cm}}$


3. $956 = \underline{\hspace{2cm}} + \underline{\hspace{2cm}} + \underline{\hspace{2cm}}$

4. $563 = \underline{\hspace{2cm}} + \underline{\hspace{2cm}} + \underline{\hspace{2cm}}$

Read the story. Answer the questions.

Ants are insects. Ants live in many parts of the world and make their homes in soil, sand, wood, and leaves. Most ants live for about 6 to 10 weeks. But the queen ant, who lays the eggs, can live for up to 15 years!

The largest ant is the bulldog ant. This ant can grow to be 5 inches long, and it eats meat! The bulldog ant can be found in Australia.




1. Where do ants make their homes? _____

2. How long can a queen ant live? _____

3. What is the largest ant? _____

4. What does it eat? _____

Combine **root words** on the eggs with **suffixes** on the baskets. Write the new words on the lines.



Solve the word problems.

1. The library loaned 56 books in the morning, 82 books in the afternoon, and 99 books in the evening. How many books did the library loan in all that day?

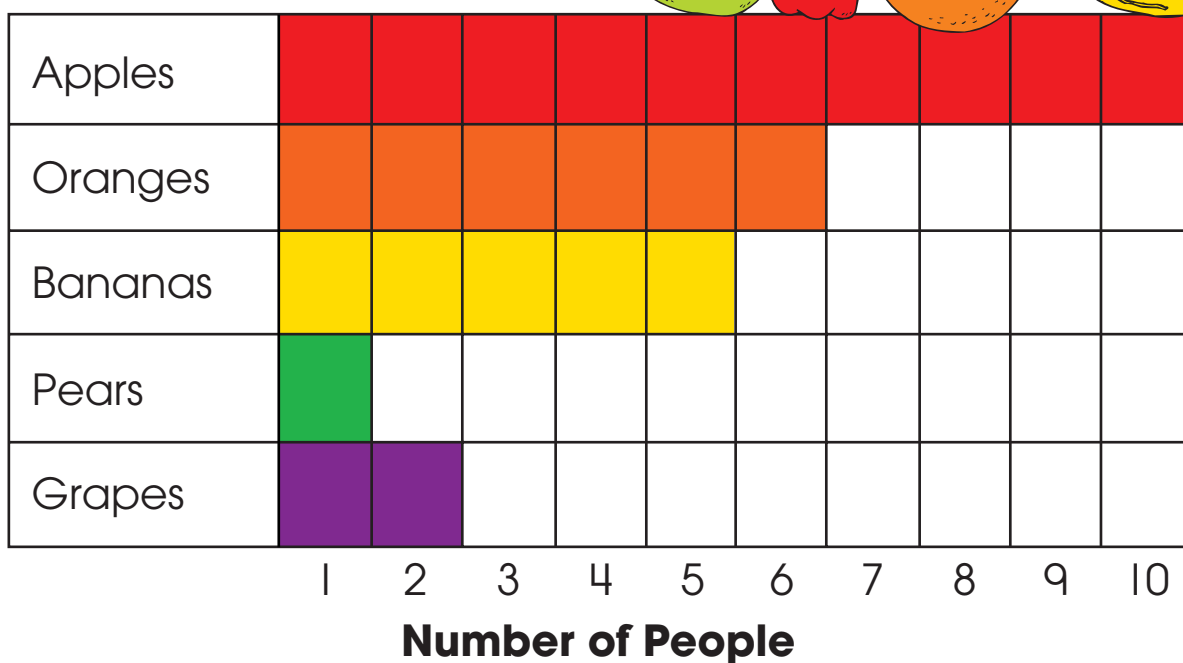
_____ books

2. A website had 16 visitors with ages under 12, 49 visitors with ages 13 to 25, and 38 visitors with ages 26 and older. How many visitors did the website have in all?

_____ visitors

Use the **bar graph** to answer the questions.

Favorite Fruits



1. Which was the favorite fruit? _____
2. Which was the least favorite fruit? _____
3. How many more people picked bananas than pears? _____
4. How many fewer people chose pears than grapes? _____
5. Which fruit was chosen by 6 people? _____

Add by **regrouping**. Follow the example.

Add the ones.
Regroup.

$$\begin{array}{r} 1 \\ 156 \\ + 267 \\ \hline 3 \end{array} \quad \begin{array}{r} 6 \\ + 7 \\ \hline 13 \end{array}$$

Add the tens.
Regroup.

$$\begin{array}{r} 1 \\ 5 \\ + 6 \\ \hline 12 \end{array} \quad \begin{array}{r} 11 \\ 156 \\ + 267 \\ \hline 23 \end{array}$$

Add the hundreds.

$$\begin{array}{r} 1 \\ 156 \\ + 267 \\ \hline 423 \end{array}$$

$$\begin{array}{r} 162 \\ + 349 \\ \hline \end{array}$$

$$\begin{array}{r} 273 \\ + 198 \\ \hline \end{array}$$

$$\begin{array}{r} 655 \\ + 297 \\ \hline \end{array}$$


$$\begin{array}{r} 783 \\ + 148 \\ \hline \end{array}$$

Divide the rectangle into eight **columns** and three **rows**.



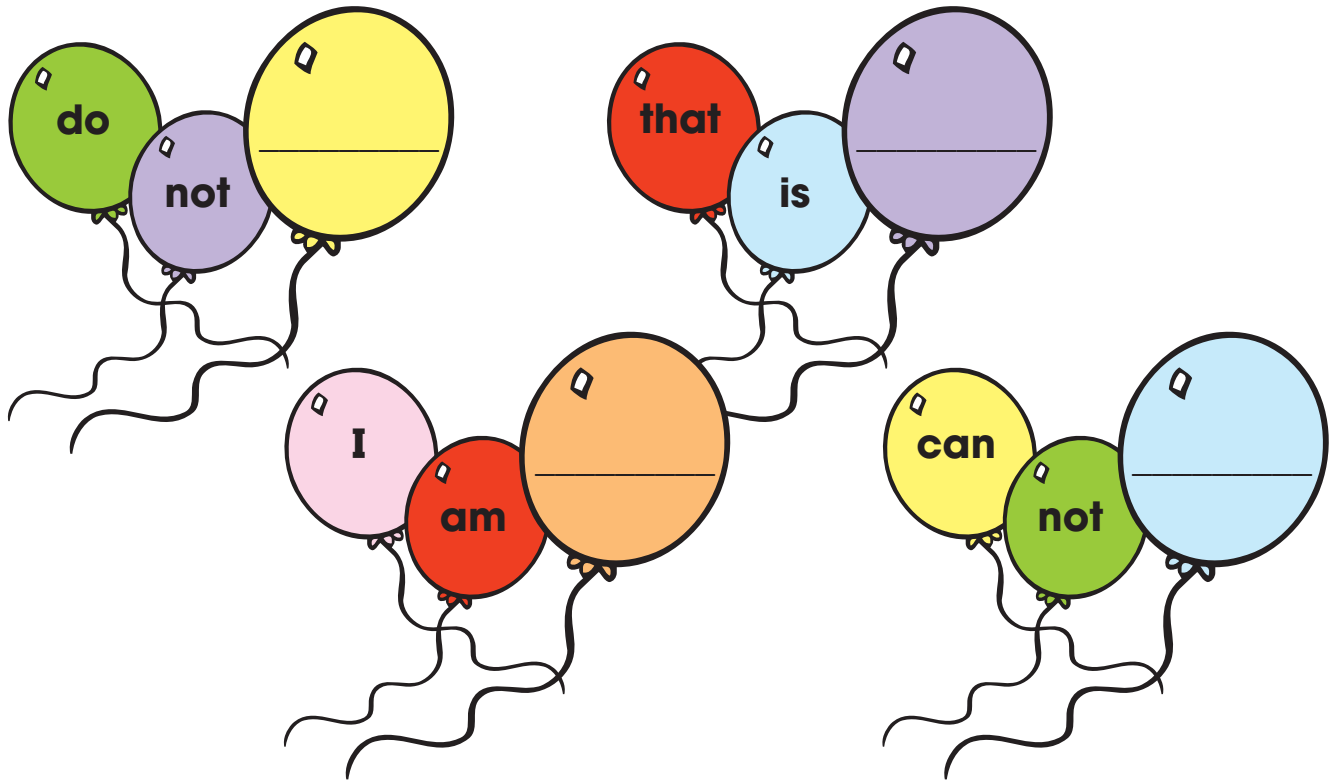
How many squares
are in the rectangle? _____

Divide the rectangle into four columns and two rows.



How many squares
are in the rectangle? _____

Write a **contraction** that combines the words on each set of balloons.



Circle six misspelled words in the story. Write the correct spellings on the lines.

One day, Peter and I were sitting on a bench at the park. A polise woman came and sat in the empty spase beside us. "Have you seen a little dog with thik black fur?" she asked. She was very poolite. "Remember that dog?" I asked Peter. "He was just here!" Peter nodded. He was too shie to say aneething.

Write the letter of the best definition for each **homophone**.

- | | |
|----------------|--|
| _____ 1. bare | A. water droplets |
| _____ 2. bear | B. a body part used to smell |
| _____ 3. dew | C. a large furry animal with a short tail |
| _____ 4. due | D. something that is owed |
| _____ 5. nose | E. understands; to be certain of something |
| _____ 6. knows | F. naked; without any covering |

Expand each sentence by adding words to explain why the event might have happened.

She hugged me because _____

_____ .

We planned to go to the zoo because _____

_____ .


We clapped loudly because _____

_____ .

Find the sum of the numbers on the trains. Regroup as needed.



$$\begin{array}{r}
 \square \\
 \square \\
 \square \\
 + \square \\
 \hline
 \square
 \end{array}$$



$$\begin{array}{r}
 \square \\
 \square \\
 \square \\
 + \square \\
 \hline
 \square
 \end{array}$$

Write each number in **expanded form**. The first one is done for you.

1. **333**
 $\underline{300} + \underline{30} + \underline{3} = 333$

2. **509**
 $\underline{\quad} + \underline{\quad} + \underline{\quad} = 509$

3. **826**
 $\underline{\quad} + \underline{\quad} + \underline{\quad} = 826$

4. **740**
 $\underline{\quad} + \underline{\quad} + \underline{\quad} = 740$

Use a ruler to measure each object to the nearest **centimeter**. Answer the question.



_____ cm



_____ cm



_____ cm



_____ cm

The longest object is _____ centimeters longer than the shortest object.

Find and correct three misspelled words in the letter. Write **commas** inside the boxes to complete the **greeting** and **closing**.

Dear Yumtime Bakery ☐

Thank yoo for the tour of your bakery. It was interesting to see how cookies and pies are mayd. My favorite part was watching the cake decorating. The cupcakes you gav us were delicious!

Best Wishes ☐

Tori Gonzales

Combine **root words** on the eggs with **suffixes** on the baskets. Write the new words on the lines.



speech

cheer

teach

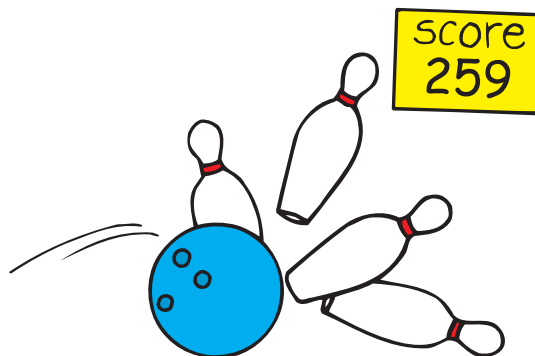
sleeve

paint

peace

Subtract by regrouping. Circle the 9s that appear in the **ones** place.

$$\begin{array}{r} 480 \\ - 221 \\ \hline 259 \end{array}$$



$$\begin{array}{r} 765 \\ - 326 \\ \hline \end{array}$$

$$\begin{array}{r} 584 \\ - 435 \\ \hline \end{array}$$

$$\begin{array}{r} 693 \\ - 314 \\ \hline \end{array}$$

$$\begin{array}{r} 921 \\ - 362 \\ \hline \end{array}$$

$$\begin{array}{r} 128 \\ - 109 \\ \hline \end{array}$$

Combine each pair of sentences into one sentence. Choose the important word or words from the second sentence. Then, add them to the first sentence at the arrow.

1. I have a new ↓ skateboard.
It is purple and black.



2. I am writing a ↓ letter to my cousin.
It is a thank you letter.



3. I must study for my ↓ test.
My test is in science.



The words name different **parts of speech**. Use them to label the words in the sentence.

adjective**verb****preposition****article****noun**

Red

flowers

grow

in

the

garden.

$$- \begin{array}{|c|} \hline \square \\ \hline \end{array} \begin{array}{|c|} \hline 1 \\ \hline \end{array} \begin{array}{|c|} \hline 0 \\ \hline \end{array} + \begin{array}{|c|} \hline \square \\ \hline \end{array} \begin{array}{|c|} \hline 1 \\ \hline \end{array} \begin{array}{|c|} \hline 0 \\ \hline \end{array}$$

What is 10 less than the number? What is 10 more than the number?

_____, 19, _____

_____, 722, _____

_____, 68, _____

_____, 456, _____

$$- \begin{array}{|c|} \hline 1 \\ \hline \end{array} \begin{array}{|c|} \hline 0 \\ \hline \end{array} \begin{array}{|c|} \hline 0 \\ \hline \end{array} + \begin{array}{|c|} \hline 1 \\ \hline \end{array} \begin{array}{|c|} \hline 0 \\ \hline \end{array} \begin{array}{|c|} \hline 0 \\ \hline \end{array}$$

What is 100 less than the number? What is 100 more than the number?

_____, 111, _____

_____, 658, _____

_____, 433, _____

_____, 387, _____

Write the numbers that are:

next

one less

one greater

23, _____, _____

_____, 16

6, _____

674, _____, _____

_____, 247

125, _____

227, _____, _____

_____, 550

499, _____

199, _____, _____

_____, 333


750, _____

329, _____, _____

_____, 862

933, _____

Write a **contraction** that combines the words on each set of balloons.



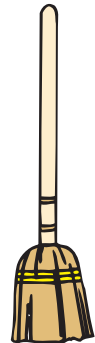
Use the **compound words** to answer the questions.

treetop
newspaper

dishpan
broomstick

sunburn
sailboat

1. a pan for dishes? _____
2. a boat to sail? _____
3. a paper for news? _____
4. a burn from the sun? _____
5. the top of a tree? _____
6. a stick for a broom? _____



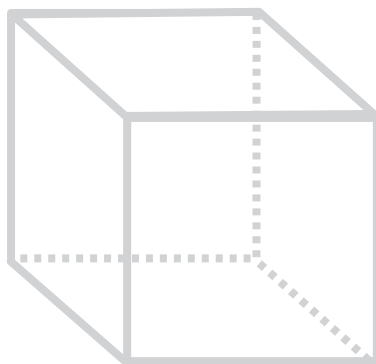
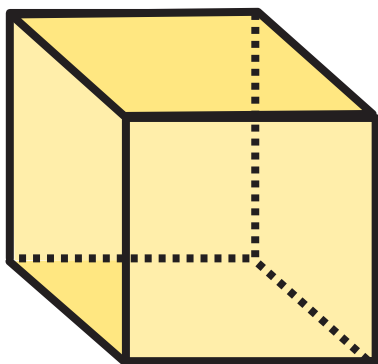
Complete each addition square.

\oplus	87	53
	24	75

\oplus	10	30
	70	50



Find a die or a square block. Can you count six faces on the cube? Trace the lines that make up the **cube**. Then, copy the shape to draw a cube on your own.



Write each number in **expanded form**. The first one is done for you.

1. **152**
 $\underline{100} + \underline{50} + \underline{2} = 152$

2. **750**
 $\underline{\hspace{2cm}} + \underline{\hspace{2cm}} + \underline{\hspace{2cm}} = 750$

3. **249**
 $\underline{\hspace{2cm}} + \underline{\hspace{2cm}} + \underline{\hspace{2cm}} = 249$

4. **900**
 $\underline{\hspace{2cm}} + \underline{\hspace{2cm}} + \underline{\hspace{2cm}} = 900$

Solve the word problems.


1. A shop sold 62 scoops of vanilla ice cream, 48 scoops of chocolate ice cream, and 39 scoops of banana ice cream. How many scoops did the shop sell in all? _____ scoops

2. Ian bought a clamp for 49¢, wire for 86¢, and a switch for 72¢. How many cents did he spend in all? _____ cents

Read the directions for making clay. Answer the questions.

It is fun to work with clay. Here is what you need to make it:

- 1 cup salt
- 2 cups flour
- $\frac{3}{4}$ cup water



Mix the salt and flour. Then, add the water. DO NOT eat the clay. It tastes bad. Use your hands to mix and mix. Now, roll it out. What can you make with your clay?

1. Circle the main idea:

Do not eat clay.

Mix salt, flour, and water to make clay.

2. Write the steps for making clay.

a. _____



b. _____

c. Mix the clay.

d. _____

3. Write why you should not eat clay. _____

Draw the coins you would use to buy each item at the bake sale.



Some special verbs do not follow the patterns you know. Their **past-tense forms** do not end with **ed**. Write the past-tense form of each verb. The first one is done for you.


Present	Past
come, comes	came
fly, flies	
build, builds	
know, knows	
bring, brings	

Subtract. Follow the example. Then, use the code to color the flowers.

Steps:

- | | |
|---|--|
| $\begin{array}{r} 647 \\ - 453 \\ \hline 194 \end{array}$ | <ol style="list-style-type: none">1. Subtract ones.2. Subtract tens. Five tens cannot be subtracted from 4 tens.3. Regroup tens by regrouping 6 hundreds (5 hundreds + 10 tens).4. Add the 10 tens to the four tens.5. Subtract 5 tens from 14 tens.6. Subtract the hundreds. |
|---|--|

If the answer has:
1 one, color it **red**.
8 ones, color it **pink**.
5 ones, color it **yellow**.




Read each **suffix** and its meaning. Then, write a word you know that uses the suffix. The first one is done for you.


Suffix**Meaning**

er	someone who	<u>painter</u>
ful	full of	_____
less	without	_____
ed	happened in the past	_____
ly	like	_____

Add. Color the boxes with 5 in the sum to help the dog find its way home.



$\begin{array}{r} 658 \\ + 293 \\ \hline \end{array}$	$\begin{array}{r} 768 \\ + 54 \\ \hline \end{array}$	$\begin{array}{r} 29 \\ + 572 \\ \hline \end{array}$	$\begin{array}{r} 317 \\ + 74 \\ \hline \end{array}$	$\begin{array}{r} 259 \\ + 47 \\ \hline \end{array}$
$\begin{array}{r} 189 \\ + 91 \\ \hline \end{array}$	$\begin{array}{r} 495 \\ + 26 \\ \hline \end{array}$	$\begin{array}{r} 194 \\ + 63 \\ \hline \end{array}$		
$\begin{array}{r} 215 \\ + 276 \\ \hline \end{array}$	$\begin{array}{r} 270 \\ + 160 \\ \hline \end{array}$	$\begin{array}{r} 168 \\ + 429 \\ \hline \end{array}$		



Write each number in **expanded form**. The first one is done for you.

Hundreds	Tens	Ones
6	2	4
600	20	4
$624 = 600 + 20 + 4$		

1. $815 = \underline{800} + \underline{10} + \underline{5}$

2. $549 = \underline{\hspace{2cm}} + \underline{\hspace{2cm}} + \underline{\hspace{2cm}}$

3. $626 = \underline{\hspace{2cm}} + \underline{\hspace{2cm}} + \underline{\hspace{2cm}}$

4. $108 = \underline{\hspace{2cm}} + \underline{\hspace{2cm}} + \underline{\hspace{2cm}}$

Read the sentences. Circle the **nouns**. Draw a box around the **verbs**.
Underline the **adjectives**.

1. The children saw a black cloud in the sky.
2. Rain fell from the enormous black cloud.
3. Lightning flashed and thunder crashed.
4. The rain made puddles on the ground.
5. Moving cars splashed water.
6. The children raced into the house.



Use the **picture dictionary** to answer the questions.

baby

A very young child.

band


A group of people who play music.

bank


A place where money is kept.

bark

The sound a dog makes.

berry

A small, juicy fruit.

board

A flat piece of wood.

1. What is a small, juicy fruit? _____
2. What is a group of people who play music? _____
3. What is the name for a very young child? _____
4. What is a flat piece of wood called? _____

Solve the word problems.

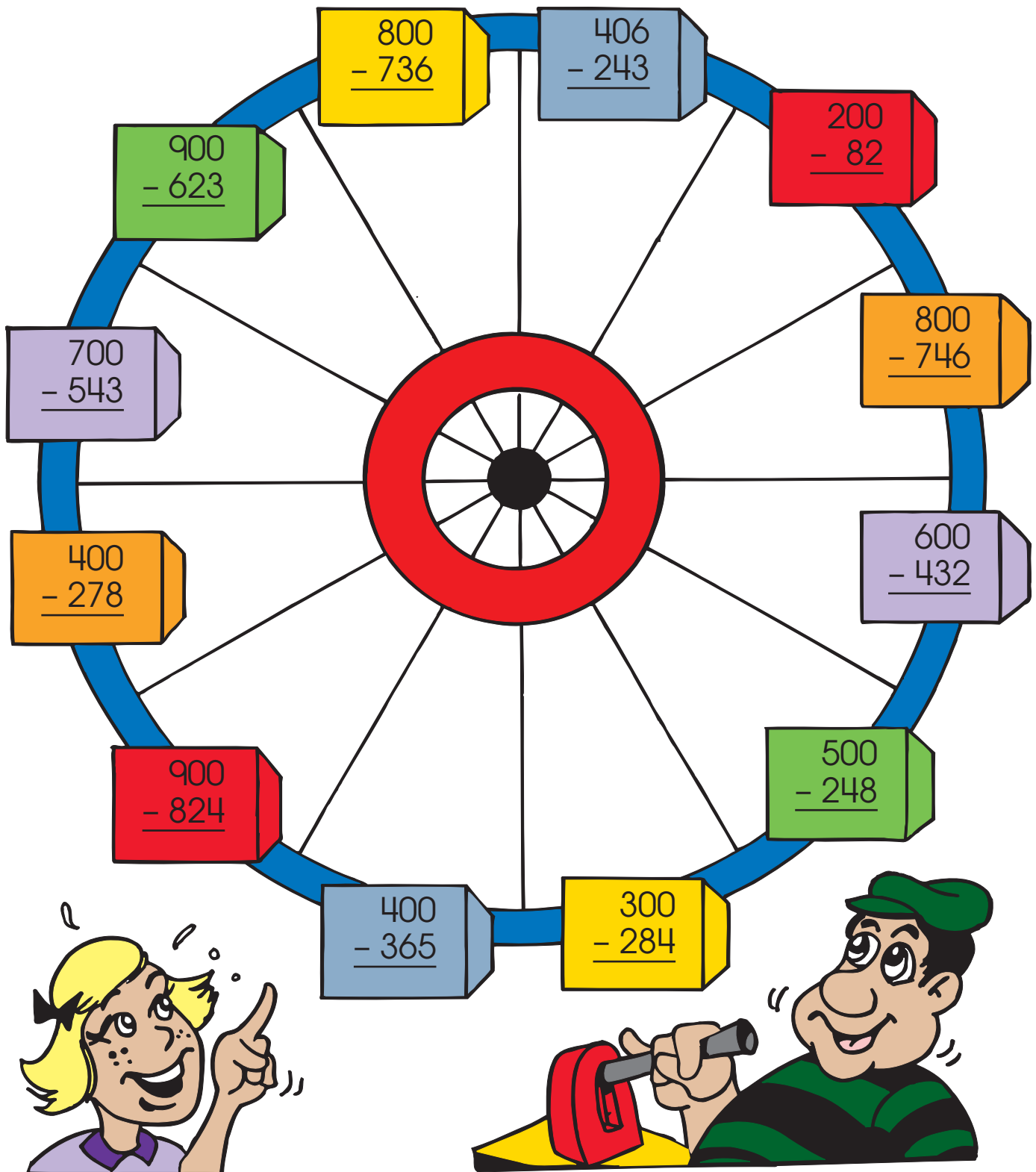
1. Mike has 40 cents. Lynette has 23 cents. How much more money does Lynette need to have as much money as Mike? _____ ¢

If she had the same amount as Mike, how much money would they have altogether? _____ ¢

Does Mike have enough money to buy a ball for 50¢? _____

2. Count to 12. Now, count back 3, up 2, back 8, and up 4. What number do you have now? _____

Subtract to take a ride around the wheel.



Name _____

Spring • Week 1, Day 3

Solve mentally. Write the answers quickly.

$$\begin{array}{r} 159 \\ - 10 \\ \hline \end{array}$$

$$\begin{array}{r} 862 \\ + 100 \\ \hline \end{array}$$

$$\begin{array}{r} 624 \\ - 100 \\ \hline \end{array}$$

$$\begin{array}{r} 18 \\ + 10 \\ \hline \end{array}$$

$$\begin{array}{r} 248 \\ - 10 \\ \hline \end{array}$$

$$\begin{array}{r} 752 \\ + 10 \\ \hline \end{array}$$

$$\begin{array}{r} 98 \\ + 100 \\ \hline \end{array}$$

$$\begin{array}{r} 475 \\ - 100 \\ \hline \end{array}$$

$$\begin{array}{r} 69 \\ - 10 \\ \hline \end{array}$$

$$\begin{array}{r} 861 \\ + 10 \\ \hline \end{array}$$

One dollar equals 100 cents. It is written \$1.00.

Count the money and write the amounts.



\$ ____ . ____



\$ ____ . ____




\$ ____ . ____



\$ ____ . ____

Read how to make a pencil holder. Then, follow the instructions.

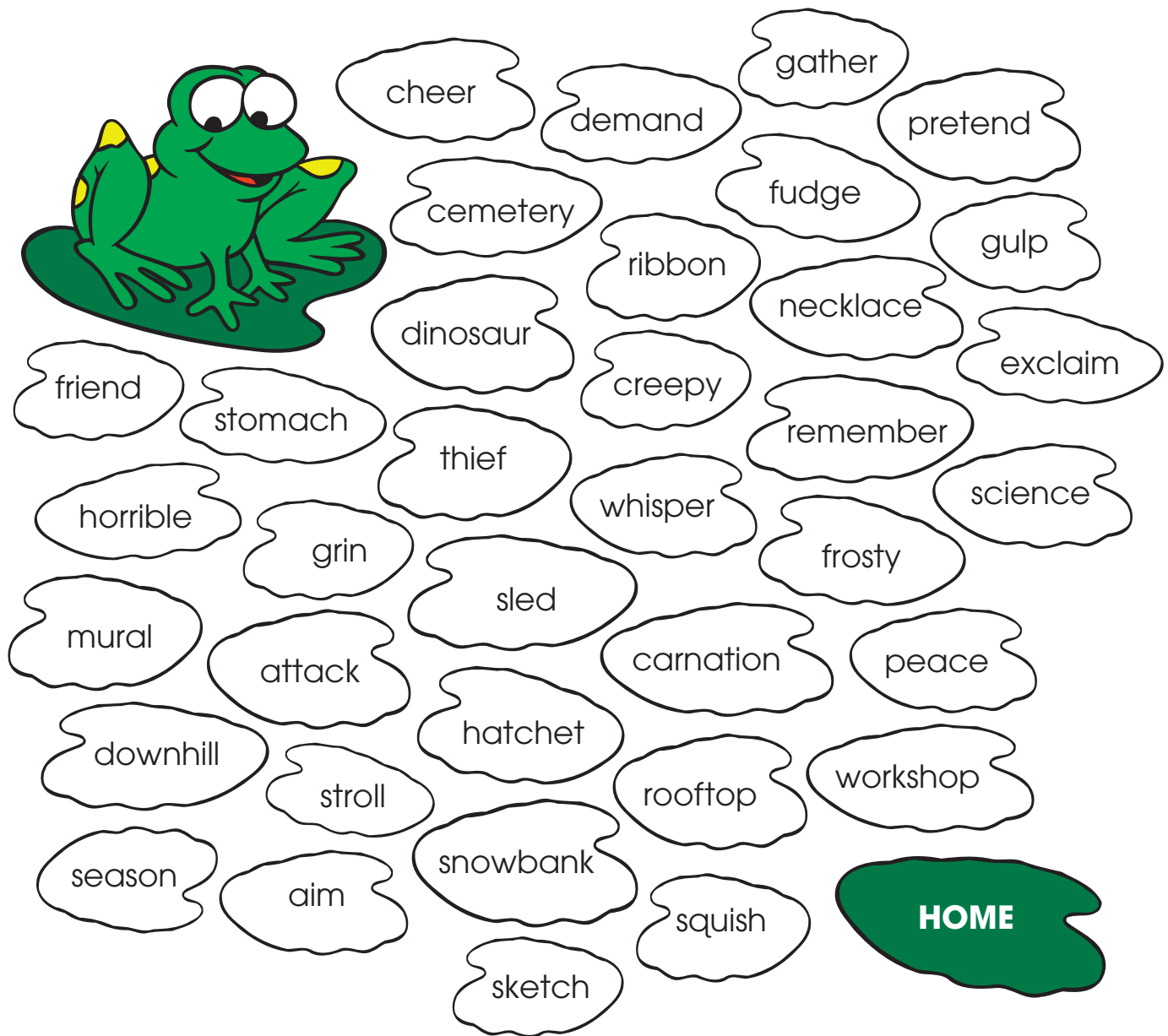
You can use “junk” to make a pencil holder! First, you need a clean can with one end removed. Make sure there are no sharp edges. Then, you need glue, scissors, and paper. Find colorful paper such as wrapping paper, wallpaper, or construction paper. Cut the paper to fit the can. Glue the paper around the can. Decorate your can with glitter, buttons, and stickers. Then, put your pencils inside!



Write **first**, **second**, **third**, **fourth**, **fifth**, **sixth**, and **seventh** to put the steps in order.

- _____ Make sure there are no sharp edges.
- _____ Get glue, scissors, and paper.
- _____ Cut the paper to fit the can.
- _____ Put your pencils in the can!
- _____ Glue colorful paper to the can.
- _____ Remove one end of a clean can.
- _____ Decorate the can with glitter and stickers.

Help the frog hop home. If you can add **ed** or **ing** to a word, color the lily pad **green**.



This is certainly a frog of action. All the words it hopped on are...

_____!

Synonyms are words with similar meanings. Write a synonym for each word on a flowerpot.

afraid start
fall hard
scream kind



Fill in the chart to show each number in **expanded form**.

Hundreds	Tens	Ones	Number
___ _ _	+ 20	+ ___	= 5___4
300	+ 60	+ 6	= ___ _ _
___ _ _	+ ___ _	+ ___	= 399
500	+ ___ _	+ ___	= ___78

Name _____

Color the boxes with **even** numbers.

1	2	3	4	5
6	7	8	9	10
11	12	13	14	15
16	17	18	19	20

A **quadrilateral** is a shape with four sides. Color the quadrilaterals to match the key.



square



trapezoid



rhombus

Key




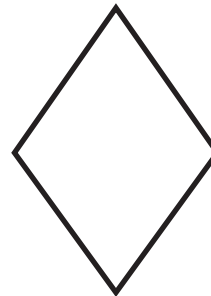
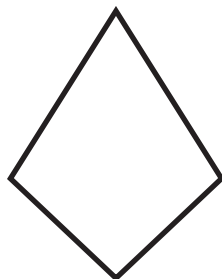

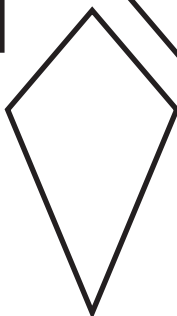


rectangle




parallelogram



kite




The **subject** of a sentence tells who or what does something. It contains at least one noun. Underline the subject of each sentence. The first one is done for you.



1. Some people like crocodile steak.
2. The meat tastes like fish.
3. Australians eat kangaroo meat.
4. Kangaroo meat tastes like beef.
5. People in the Southwest eat rattlesnake meat.
6. Snails make a delicious treat for some people.
7. Some Africans think roasted termites are tasty.
8. Bird's nest soup is a famous Chinese dish.
9. People in Florida serve alligator meat.
10. Almost everyone treats themselves with ice cream.

Name _____

Solve the problems to make the windows squeaky clean.



Every **sentence** must have at least two things: a **noun** that tells who or what is doing something and a **verb** that tells what the noun is doing. Add a noun or a verb to make a sentence. Write the sentence on the line with correct capitalization and punctuation.

1. brushes her dog every day

2. at the beach, we

3. reads books with me

4. in the morning, our class

Circle a misspelled word in each sentence. Write the correct spelling on the line.

1. Which team do you thick will win the game? _____

2. The dentist filled the cavity in her toth. _____

3. We will boff ride on the train. _____

4. A baby kangaroo is about one itch long
when it is born. _____

5. There is an apple for eack person. _____

Circle the correct **verb** to complete each sentence.



1. Scientists will try to (find, found) the cure.
2. Eric (brings, brought) his lunch to school yesterday.
3. Every day, Latasha (sings, sang) all the way home.
4. Jason (breaks, broke) the vase last night.
5. The ice had (freezes, frozen) in the tray.

Fill in the chart to show each number in **expanded form**.

Hundreds	Tens	Ones	Number
600	+ ____	+ 9	= ____4____
800	+ 0	+ 8	= ____
____	+ 90	+ 0	= 3____
600	+ ____	+ 7	= ____4____

Read each **suffix** and its meaning. Then, write a word you know that uses the suffix. The first one is done for you.

Suffix**Meaning**

s	more than one	birds
able	able to do	
ness	being like	
ment	act or quality of	
en	made of	

Subtract. Color boxes with 3 in the answer to find a path to the cabin.

697 - 31	860 - 184	377 - 34		
782 - 368	441 - 38	876 - 53	326 - 63	
426 - 73	407 - 56	356 - 24	159 - 99	688 - 199

Name _____

Spring • Week 2, Day 3

Read the **number names**. Write the numbers.

one hundred nineteen _____

four hundred thirty-four _____

nine hundred thirty _____

sixty-six _____

five hundred twenty-eight _____

nine _____


seventy-two _____

three hundred fifty-seven _____

One dollar equals 100 cents. It is written \$1.00.



Count the money and write the amounts.



\$ ____ . ____



\$ ____ . ____




\$ ____ . ____




\$ ____ . ____

Use the **picture dictionary** to answer the questions.

safe

A metal box.

sea

A body of water.

seed

The beginning of a plant.

sheep

An animal that has wool.

skate

A shoe with wheels or a blade on it.

snowstorm

A time when much snow falls.

squirrel

A small animal with a bushy tail.

stone

A small rock.

store

A place where items are sold.

1. What kind of animal has wool? _____
2. What do you call a shoe with wheels on it? _____
3. When a lot of snow falls, what is it called? _____
4. What is a small animal with a bushy tail? _____
5. What is a place where items are sold? _____
6. When a plant starts, what is it called? _____

Color the boxes with **odd** numbers.

1	2	3	4	5
6	7	8	9	10
11	12	13	14	15
16	17	18	19	20

Every **sentence** must have at least two things: a **noun** that tells who or what is doing something and a **verb** that tells what the noun is doing. Add a noun or a verb to make a sentence. Write the sentence on the line with correct capitalization and punctuation.



1. the crowd at the beach

2. cost too much

3. kangaroos and their babies

4. was too thick to chew

Synonyms are words with similar meanings. Write a synonym for each word on a flowerpot.

hard
dirt
put

tired
close
whisper



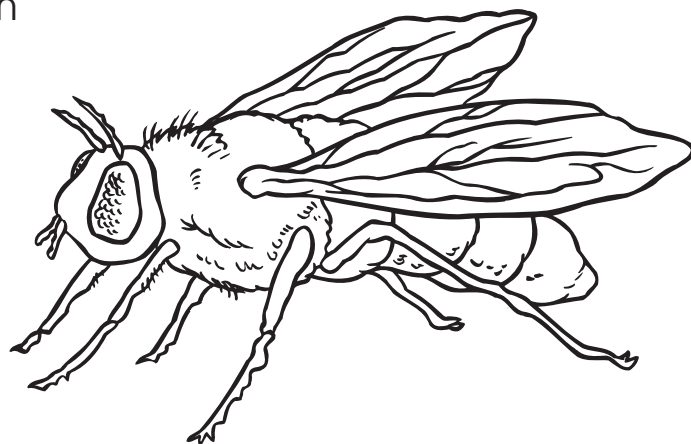
Solve the word problems.

1. A clown started the day with 200 balloons. She gave away 128. Some broke. At the end of the day, she had 18 balloons left. How many balloons broke?

_____ balloons

2. At a game booth, prizes were given for scoring 500 points in 3 tries. Serena scored 178 points on her first try, 149 points on her second try, and 233 points on her third try. Did Serena win a prize?

Insects are easy to tell apart from other animals. Adult insects have three body parts and six legs. The first body part is the **head**. On the head are the mouth, eyes, and antennae. The second body part is the **thorax**. On it are the legs and wings. The third part is the **abdomen**. On it are small openings for breathing.



Color the body parts of the insect above.
head — **red**, thorax — **yellow**, abdomen — **blue**

Draw an insect below. Make your insect one-of-a-kind. Be sure it has the correct number of body parts, legs, wings, and antennae. Fill in the information below.



Insect's name: _____

Warning: _____

Length: _____

Where found: _____

Food: _____

Add the numbers in the corners of each box. Write the sum in the center.

37	74

53	82

22	13

31	12

89	44

35	28

56	72


43	61

There are _____ rows of 4 mice.

There are _____ columns of 4 mice.

There are _____ mice altogether.

$$8 + \underline{\quad\quad} = 16$$



Complete the addition squares.

	$\xrightarrow{+}$	
$\downarrow +$	27	54
	63	12

	$\xrightarrow{+}$	
$\downarrow +$	35	46
	73	94



Circle a misspelled word in each sentence. Write the correct spelling on the line.

1. Theo had to chanj his clothes after he fell in the mud.

2. What is that furry ting under the table?

3. A star soccer player will teeche us how to kick the ball.

4. She wrote a letter to tank her grandmother for the gift.

5. Mom helped the lost cilde find his mother.

The pronouns **I, you, he, she, it, we,** and **they** are used in the **subject** of a sentence. They tell who or what is doing something. Rewrite the sentences, replacing the underlined words with subject pronouns.

1. Tommy hiked along the trail.

2. Jayden and Luis caught up with Tommy.

3. Rita met the boys at the trail's end.

4. The boys ate their lunches under a tree.

Draw or write what comes next in each pattern.

0 2 0 4 0 6



A B C 1 2 3 A

Subtract. Complete the crossword puzzle with your answers.

Across

$$\begin{array}{r} 2. \ 517 \\ - 228 \\ \hline \end{array}$$

$$\begin{array}{r} 9. \ 561 \\ - 247 \\ \hline \end{array}$$

$$\begin{array}{r} 3. \ 428 \\ - 249 \\ \hline \end{array}$$

$$\begin{array}{r} 11. \ 845 \\ - 599 \\ \hline \end{array}$$

$$\begin{array}{r} 4. \ 562 \\ - 274 \\ \hline \end{array}$$

$$\begin{array}{r} 13. \ 325 \\ - 186 \\ \hline \end{array}$$

$$\begin{array}{r} 5. \ 924 \\ - 348 \\ \hline \end{array}$$

$$\begin{array}{r} 14. \ 356 \\ - 168 \\ \hline \end{array}$$

$$\begin{array}{r} 6. \ 923 \\ - 346 \\ \hline \end{array}$$

$$\begin{array}{r} 7. \ 535 \\ - 248 \\ \hline \end{array}$$

$$\begin{array}{r} 8. \ 857 \\ - 389 \\ \hline \end{array}$$

Down

$$\begin{array}{r} 1. \ 421 \\ - 342 \\ \hline \end{array}$$

$$\begin{array}{r} 7. \ 926 \\ - 718 \\ \hline \end{array}$$

$$\begin{array}{r} 2. \ 627 \\ - 348 \\ \hline \end{array}$$

$$\begin{array}{r} 8. \ 721 \\ - 240 \\ \hline \end{array}$$

$$\begin{array}{r} 3. \ 362 \\ - 194 \\ \hline \end{array}$$

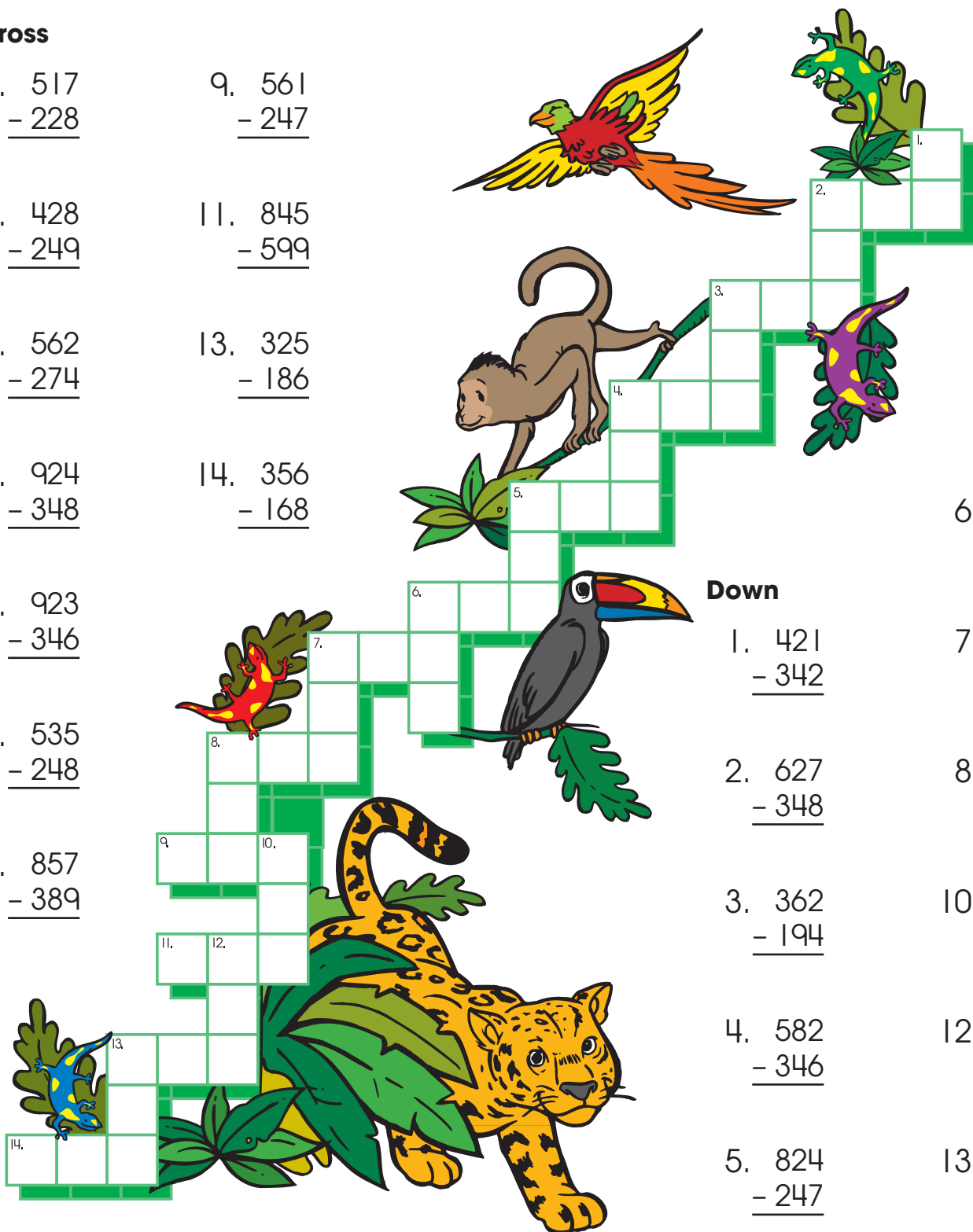
$$\begin{array}{r} 10. \ 768 \\ - 292 \\ \hline \end{array}$$

$$\begin{array}{r} 4. \ 582 \\ - 346 \\ \hline \end{array}$$

$$\begin{array}{r} 12. \ 826 \\ - 337 \\ \hline \end{array}$$


$$\begin{array}{r} 5. \ 824 \\ - 247 \\ \hline \end{array}$$

$$\begin{array}{r} 13. \ 247 \\ - 129 \\ \hline \end{array}$$



When a sentence has a **compound subject**, two or more subjects are joined by the word **and**. Look at the **bold** subject in each sentence. If the sentence has a compound subject, write **CS**. If it does not, write **No**. The first one is done for you.

No 1. **A predator** is an animal that eats other animals.




_____ 2. **Prey** is eaten by predators.

_____ 3. **Robins and bluejays** are predators.



_____ 4. **Some predators** eat only meat.

_____ 5. **Crocodiles and hawks** eat meat only.



_____ 6. **Raccoons and foxes** eat both meat and plants.

Combine the subjects of the two sentences to make a compound subject. Write the new sentence on the line.

Snakes are predators. Spiders are predators.

Frogs prey on insects. Chameleons prey on insects.

Circle the correct **verb** to complete each sentence.

1. Lin (swims, swam) in that pool last summer.

2. Now I (choose, chose) to exercise daily.



3. The teacher (rings, rang) the bell.

4. The boss (speaks, spoke) to us yesterday.

5. She (says, said) it twice already.

Count the money. Write the amount. The first one is done for you.



\$3.71



\$ ____ . ____



\$ ____ . ____



\$ ____ . ____

Use the **picture dictionary** to answer the questions.

table

Furniture with legs and a flat top.

tail

A slender part that is on the back of an animal.

teacher

A person who teaches lessons.

ticket

A paper slip or card.

tiger

An animal with stripes.

1. Who is a person who teaches lessons? _____
2. What is the name of an animal with stripes? _____
3. What is a piece of furniture with legs and a flat top? _____
4. What is the definition of a ticket? _____

Draw lines to match the numbers and place value descriptions.

Hundreds**8****Tens****5****Ones****2****852**

26

568

4

107

380

zero ones

two tens

one hundred

five hundreds

four ones

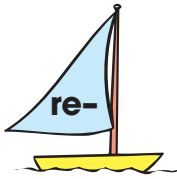
Combine the words with the **prefix** or **suffix**. Different combinations are possible. You may need to drop final **e** before adding the suffix **er**. Write the new words on the lines.

write
few

take
climb

compute
watch

play
appear



Solve the word problems.

1. It took 630 bricks to build the front wall of a house. The back wall took 725 bricks. How many more bricks were needed for the back wall?

_____ bricks

2. The side walls of a house have a total of 934 bricks. If the garage has 168 fewer bricks, how many bricks are in the garage?

_____ bricks

Read the **number names**. Write the numbers.

four hundred seven _____

eight hundred ninety _____

six hundred eighty-four _____

thirty _____

six hundred seventy-three _____

twenty-nine _____

one hundred sixty _____

eight hundred eleven _____

two hundred nine _____

Rewrite each sentence, capitalizing the **proper nouns**.

1. martin luther king, jr. was born in atlanta, georgia.

2. In july, we went to canada.

3. kathy jones moved to utah in january.

4. My favorite holiday is hanukkah.

Draw lines to connect the matching **quadrilaterals**.



square



rhombus



parallelogram



rectangle



trapezoid



kite



Find a pair of **synonyms** in each sentence. Write the words in the boxes.

That unusual clock is a rare antique.

I am glad you are so happy!

Becky felt unhappy when she heard the sad news.

The **subject** of each sentence is in **bold**. Write the subject pronoun (**he**, **she**, **it**, or **they**) that could replace it.

1. **Mary and David** took a walk in the park. _____

2. **Asya** spent the night at her grandmother's house. _____

3. **The baseball players** lost their game. _____

4. **Mike Van Meter** is a great soccer player. _____

5. **The parrot** can say five different words. _____

Circle the **even** numbers. Write the numbers you circled in the boxes after the equal sign. Then, write two equal addends for each sum. One is done for you.

13, 8, 9, 5, 12, 4, 10, 17, 20, 11, 1, (40)

$$\underline{20} + \underline{20} = \boxed{40}$$

$$\underline{\quad\quad} + \underline{\quad\quad} = \boxed{\quad\quad}$$

$$\underline{\quad\quad} + \underline{\quad\quad} = \boxed{\quad\quad}$$

$$\underline{\quad\quad} + \underline{\quad\quad} = \boxed{\quad\quad}$$

$$\underline{\quad\quad} + \underline{\quad\quad} = \boxed{\quad\quad}$$

$$\underline{\quad\quad} + \underline{\quad\quad} = \boxed{\quad\quad}$$

Name _____

Spring • Week 4, Day 1

Add. Use the code to find the name of an American president.

$$\begin{array}{r} 248 \\ + 752 \\ \hline \end{array}$$

$$\begin{array}{r} 642 \\ + 277 \\ \hline \end{array}$$

$$\begin{array}{r} 386 \\ + 587 \\ \hline \end{array}$$

$$\begin{array}{r} 184 \\ + 375 \\ \hline \end{array}$$

$$\begin{array}{r} 578 \\ + 274 \\ \hline \end{array}$$

$$\begin{array}{r} 653 \\ + 168 \\ \hline \end{array}$$

$$\begin{array}{r} 453 \\ + 359 \\ \hline \end{array}$$

$$\begin{array}{r} 761 \\ + 239 \\ \hline \end{array}$$

$$\begin{array}{r} 393 \\ + 257 \\ \hline \end{array}$$


$$\begin{array}{r} 199 \\ + 643 \\ \hline \end{array}$$

$$\begin{array}{r} 721 \\ + 179 \\ \hline \end{array}$$


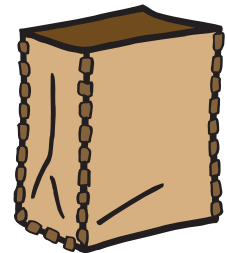


900	973	559	821	919	650	852	842	1000	812
N	A	S	I	W	T	H	O	G	N

The **subject** of a sentence tells who or what the sentence is about. Underline the subject of each sentence. The first one is done for you.



1. The Plains Native Americans used almost every part of the buffalo.
2. Their tepees were made of buffalo hides.
3. Clothing was made from the hides of buffalo and deer.
4. They ate the meat of the buffalo.
5. Buffalo stomachs were used as pots for cooking.
6. Bones were used for tools and utensils.
7. The tail was used as a flyswatter.
8. Horns were used as scrapers and cups.
9. Buffalo manure was dried and used for fuel.
10. A kind of glue could be made from the hooves.



Write the word that is a **synonym** for the **bold** word in each sentence.

fix
autumn

quickly
woods

biggest
alike


little
skinniest

1. The deer ran through the **forest**. _____

2. White mice are very **small** pets. _____

3. Goldfish move **fast** in the water. _____

4. The twins look exactly **the same**. _____



5. Trees lose their leaves in the **fall**. _____

6. The blue whale is the **largest** animal on Earth. _____

Circle the **odd** numbers. Write the numbers you circled in the boxes after the equal sign. Then, write two equal addends before + 1 for each sum. One is done for you.

8, 9, 5, 12, 4, 10, 17, 20, 11, 23, (31)

$$\underline{15} + \underline{15} + 1 = \boxed{31}$$

$$\underline{\quad} + \underline{\quad} + 1 = \boxed{\quad}$$

$$\underline{\quad} + \underline{\quad} + 1 = \boxed{\quad}$$

$$\underline{\quad} + \underline{\quad} + 1 = \boxed{\quad}$$

$$\underline{\quad} + \underline{\quad} + 1 = \boxed{\quad}$$

$$\underline{\quad} + \underline{\quad} + 1 = \boxed{\quad}$$

Subtract. Color boxes with 9 in the answer to find a path to the picnic basket.



$\begin{array}{r} 978 \\ - 28 \\ \hline \end{array}$	$\begin{array}{r} 709 \\ - 398 \\ \hline \end{array}$	$\begin{array}{r} 748 \\ - 689 \\ \hline \end{array}$	$\begin{array}{r} 697 \\ - 248 \\ \hline \end{array}$	$\begin{array}{r} 558 \\ - 69 \\ \hline \end{array}$	$\begin{array}{r} 415 \\ - 338 \\ \hline \end{array}$
$\begin{array}{r} 946 \\ - 856 \\ \hline \end{array}$	$\begin{array}{r} 272 \\ - 235 \\ \hline \end{array}$	$\begin{array}{r} 623 \\ - 64 \\ \hline \end{array}$	$\begin{array}{r} 613 \\ - 486 \\ \hline \end{array}$	$\begin{array}{r} 935 \\ - 536 \\ \hline \end{array}$	$\begin{array}{r} 526 \\ - 84 \\ \hline \end{array}$
$\begin{array}{r} 208 \\ - 16 \\ \hline \end{array}$	$\begin{array}{r} 397 \\ - 98 \\ \hline \end{array}$	$\begin{array}{r} 963 \\ - 514 \\ \hline \end{array}$			

Circle the **contractions**. Draw a box around the nouns that show **possession**.

can't

children's

she'd

won't

Jon's

woman's

city's

baby's

they've

I'll

he's

teachers'

Name _____

Spring • Week 4, Day 3

Solve mentally. Write the answers quickly.

$$\begin{array}{r} 12 \\ - 10 \\ \hline \end{array}$$

$$\begin{array}{r} 12 \\ + 100 \\ \hline \end{array}$$

$$\begin{array}{r} 12 \\ + 10 \\ \hline \end{array}$$

$$\begin{array}{r} 453 \\ - 100 \\ \hline \end{array}$$

$$\begin{array}{r} 453 \\ + 10 \\ \hline \end{array}$$

$$\begin{array}{r} 453 \\ - 10 \\ \hline \end{array}$$


$$\begin{array}{r} 453 \\ + 100 \\ \hline \end{array}$$

$$\begin{array}{r} 609 \\ + 10 \\ \hline \end{array}$$

$$\begin{array}{r} 609 \\ - 100 \\ \hline \end{array}$$

$$\begin{array}{r} 609 \\ + 100 \\ \hline \end{array}$$

Draw a line from each food item to the amount of money needed to buy it.



\$ 1.59



\$.89



\$ 1.27



Guide words are the first and last words on a dictionary page. Only words in ABC order between the guide words appear on that page. Look at the guide words. Write the words in ABC order on the page.

far
feet

fence
fan

feed
family

farmer
face

face

fence

Rewrite each sentence with a **compound subject**. The first one is done for you.

1. Roses grow in the garden. Tulips grow in the garden.

Roses and tulips grow in the garden.

2. Apples are fruit. Oranges are fruit. Bananas are fruit.

3. Bears live in the zoo. Monkeys live in the zoo.

4. Jackets keep us warm. Sweaters keep us warm.

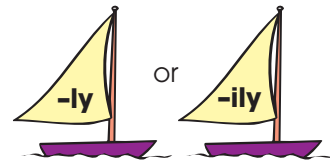
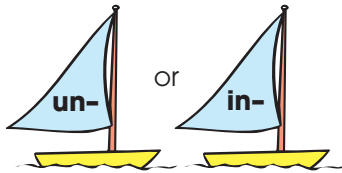
Combine the words with the **prefixes** and **suffixes**. Different combinations are possible. You may need to drop final **e** or **y** before adding a suffix. Write the new words on the lines.

happy
correct

scare
like

usual
to

most
luck



Solve the word problems.

1. A bug crawled 18 inches to a rock, 22 inches over leaves, and 9 inches into the grass.
How many inches did it crawl in all?

_____ inches

2. It rained 14 centimeters in September, 8 centimeters in October, and 11 centimeters in November. How many more centimeters did it rain in September than in November?

_____ centimeters

Circle the **present-tense verb** in each pair.

1. won win

6. blew blow

2. feel felt

7. say said

3. built build

8. came come

4. tell told

9. grew grow

5. eat ate


10. fed feed

There are _____ rows of 5 bees.

There are _____ columns of 4 bees.

There are _____ bees altogether.

$$10 + \underline{\hspace{2cm}} = 20$$



Name _____

Spring • Week 4, Day 5

Write the **number names** for each number.

381 _____

822 _____

601 _____

171 _____

205 _____

296 _____

When the letters **le** come at the end of a word, they sometimes have the sound **ul**, as in **raffle**. Draw lines to match the word parts to make words. Write the words on the lines. The first one is done for you.

can

gle

candle

tur

cle

pur

ple

cir

kle

spar

dle

ea

tle

Use **or**, **and**, or **but** to join each pair of sentences into one sentence. Write a **comma** in front of the joining word.

1. Those socks cost a lot. These socks are cheaper.

2. The kangaroo has a pouch. It lives in Australia.

3. The zookeeper can start work early. She can stay late.

Color the **even** numbers **red**. Color the **odd** numbers **blue**.

30	31	32	33	34	35
36	37	38	39	40	41
42	43	44	45	46	47
48	49	50	51	52	53

Name _____

Spring • Week 5, Day 1

Capitalize each **proper noun** and write it under the correct category.

ron polsky
presidents' day
rover
valentine's day
bozeman, montana
tuesday

saturday
portland, oregon
fluffy
sunday
march
woofy

corning, new york
harold edwards
april
october
molly yoder
arbor day

People's Names

Days

Places

Months

Pet Names

Holidays

Complete the addition squares. Use addition and subtraction to write a number in each space.



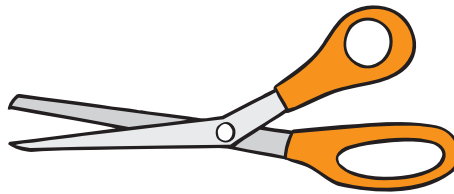
	$\xrightarrow{+}$		
$\downarrow +$	10		80
	60	20	50
	90	70	
			450

	$\xrightarrow{+}$		
$\downarrow +$	87		
		33	121
	16		43
		207	124

Circle the best estimate for the **length** of each object.



2 centimeters
1 foot
5 inches



3 feet
15 centimeters
1 inch



3 centimeters
12 feet
8 inches

Guide words are the first and last words on a dictionary page. Only words in ABC order between the guide words appear on that page. Look at the guide words. Write the words in ABC order on the page.

sieve
sift

sight
sideline

sideways
sigh

side
sidewalk

side

sight

Draw a line from each food item to the amount of money needed to buy it.



\$ 1.09



\$.77



\$ 1.95



Subtract. Then, **add** to check your answer. The first one is done for you.

$$\begin{array}{r} 313 \\ 43 \\ - 27 \\ \hline 16 \end{array} \quad \begin{array}{r} 1 \\ 16 \\ + 27 \\ \hline 43 \end{array}$$

$$\begin{array}{r} 71 \\ - 28 \\ \hline \end{array} \quad \begin{array}{r} + \\ \hline \end{array}$$

$$\begin{array}{r} 52 \\ - 37 \\ \hline \end{array} \quad \begin{array}{r} + \\ \hline \end{array}$$

$$\begin{array}{r} 94 \\ - 18 \\ \hline \end{array} \quad \begin{array}{r} + \\ \hline \end{array}$$

$$\begin{array}{r} 80 \\ - 26 \\ \hline \end{array} \quad \begin{array}{r} + \\ \hline \end{array}$$

$$\begin{array}{r} 64 \\ - 48 \\ \hline \end{array} \quad \begin{array}{r} + \\ \hline \end{array}$$

Circle the **contractions**. Draw a box around the nouns that show **possession**.

Carmen's

aren't

Mrs. Davis's

don't

boys'

they've

she'll

school's

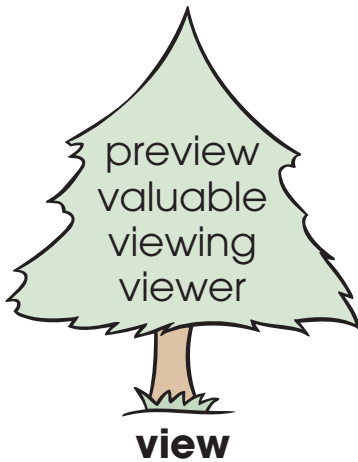
I'm

cat's

it's

Rashaun's

Circle the words on each tree that include the **root word** shown. Cross out words that do not have the root word. Then, choose one word you circled on each tree and write its definition on the lines. Tell how its meaning relates to the meaning of the root word.




Write the name of each **quadrilateral**.

rhombus
trapezoid

square
parallelogram

kite
rectangle










Complete the sentences with **are**, **am**, **is**, or **was**.

1. My sister _____ a good singer.
2. You _____ going to the store with me.
3. Wesley _____ at the movies last week.
4. I _____ going to the ball game.
5. They _____ silly.
6. I _____ glad to help my mother.



Circle the shape pairs that show equal **halves**.



Circle a misspelled word in each sentence. Write the correct spelling on the line.

1. Please meat me at the park.

2. I would like a peace of pie.

3. There were too cookies left.

4. The horse's main needed to be brushed.

5. We saw a dear in the forest.



Solve the word problems.

1. Over the summer, Jon worked for 126 hours. His uncle Jake worked for 625 hours. How many more hours did Uncle Jake work than Jon?

_____ hours

2. Jon earned 360 dollars helping his uncle this summer. Last summer, he earned 285 dollars. How much more did he make this summer than last?

\$_____

Circle the **greater** number in each pair.

596 400**121 112****508 580****492 429**

Circle the **smaller** number in each pair.

225 250**950 850****521 621****752 725**


Use **if** or **when** to join each pair of sentences into one sentence.

1. The size of the crowd grew. It grew when the game began.

2. Be careful driving. The fog might be thick.

3. Pack your suitcases. Do it when you wake up in the morning.

Antonyms are words with opposite meanings. Help Frog and Toad escape. Color the spaces with antonyms **green**.



Add the numbers in the corners of each box. Write the sum in the center.

66	48

72	57

14	10

21	11

78	45

55	39

50	69

80	49

Write the **number names** for each number.

56 _____

292 _____

742 _____


307 _____

650 _____

18 _____

The **predicate** of a sentence tells what the subject is or does. It includes one or more verbs. Underline the predicate in each sentence. The first one is done for you.

1. Sally Ride was an astronaut.
2. She was the first American woman astronaut in space.
3. Sally worked hard for many years to become an astronaut.
4. Sally trained to become a jet pilot.
5. This astronaut practiced using a robot arm.
6. Ms. Ride used the robot arm on two space missions.



For many words, a **dictionary** gives more than one meaning. Read the meanings of **tag**. Write the number of the correct definition after each sentence.

tag

1. a small strip or tab attached to something else
2. to label
3. to follow closely and constantly
4. a game of chase



1. We will play a game of tag after we study. _____
2. I will tag this coat with its price. _____
3. My little brother will tag along with us. _____
4. My mother already took off the price tag. _____

Add.

$$\begin{array}{r} 259 \\ + 65 \\ \hline \end{array}$$

$$\begin{array}{r} 187 \\ + 346 \\ \hline \end{array}$$

$$\begin{array}{r} 190 \\ + 180 \\ \hline \end{array}$$

$$\begin{array}{r} 432 \\ + 68 \\ \hline \end{array}$$

$$\begin{array}{r} 27 \\ + 695 \\ \hline \end{array}$$

$$\begin{array}{r} 295 \\ + 452 \\ \hline \end{array}$$

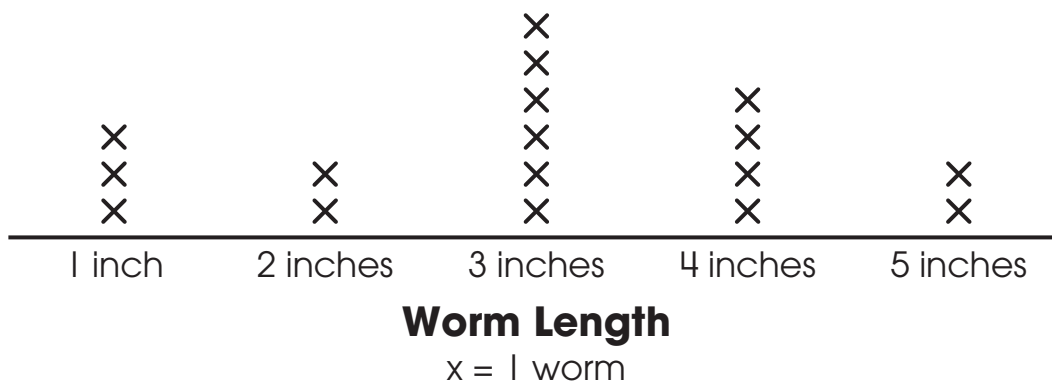
$$\begin{array}{r} 335 \\ + 268 \\ \hline \end{array}$$

$$\begin{array}{r} 816 \\ + 25 \\ \hline \end{array}$$

$$\begin{array}{r} 389 \\ + 15 \\ \hline \end{array}$$

$$\begin{array}{r} 723 \\ + 199 \\ \hline \end{array}$$

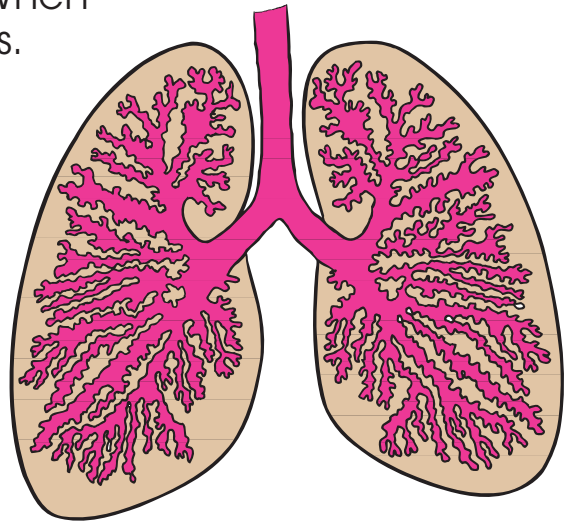
Use the **line plot** to answer the questions.



- How many worms are 2 inches long? _____ worms
- How many worms are 4 inches long or less? _____ worms
- How many worms were counted in all? _____ worms

Read the passage. Answer the questions.

Imagine millions of teeny, tiny balloons joined together. That is what your lungs are like. When you breathe, the air goes to your two lungs. One lung is located on each side of your chest. The heart is located between the two lungs. The lungs are soft, spongy, and delicate. That is why there are bones around the lungs. These bones are called the **rib cage**. The rib cage protects the lungs so they can do their job. The lungs bring **oxygen** (ox-i-gin) into the body. They also take waste out of the body. This waste is called **carbon dioxide**. We could not live without our lungs!



1. What is the name of the bones around your lungs? _____

2. What is located between the lungs? _____

3. What goes into your lungs when you breathe? _____

4. Why are there bones around your lungs? _____

Subtract.

$$\begin{array}{r} 932 \\ - 62 \\ \hline \end{array}$$

$$\begin{array}{r} 662 \\ - 45 \\ \hline \end{array}$$

$$\begin{array}{r} 458 \\ - 293 \\ \hline \end{array}$$

$$\begin{array}{r} 538 \\ - 157 \\ \hline \end{array}$$

$$\begin{array}{r} 615 \\ - 541 \\ \hline \end{array}$$

$$\begin{array}{r} 842 \\ - 26 \\ \hline \end{array}$$

$$\begin{array}{r} 803 \\ - 326 \\ \hline \end{array}$$

$$\begin{array}{r} 843 \\ - 699 \\ \hline \end{array}$$

$$\begin{array}{r} 658 \\ - 74 \\ \hline \end{array}$$

$$\begin{array}{r} 277 \\ - 139 \\ \hline \end{array}$$

Count the money in each box. Write the name of the food that costs that amount.

yogurt . . . **\$.95** salad . . . **\$ 1.77** pizza slice . . . **\$ 1.55** sandwich . . . **\$ 2.45**









Use the word on the balloon to join the pair of sentences into one sentence.



1. I didn't buy the tickets. They cost too much.



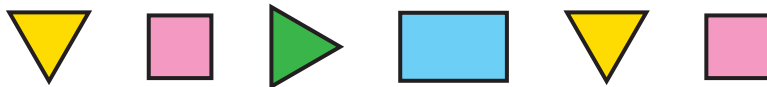
2. The door opened. The crowd rushed in.



3. I cut the bread. Everyone had a slice.

Draw or write what comes next in each pattern.

1 3 5 7 9 11



1 A 2 B 3 C

Write the numbers in order from **least** to **greatest**.

216	532	162	308	<input type="text"/>	<input type="text"/>	<input type="text"/>	<input type="text"/>
723	415	103	689	<input type="text"/>	<input type="text"/>	<input type="text"/>	<input type="text"/>
474	447	552	125	<input type="text"/>	<input type="text"/>	<input type="text"/>	<input type="text"/>

Write the numbers in order from **greatest** to **least**.

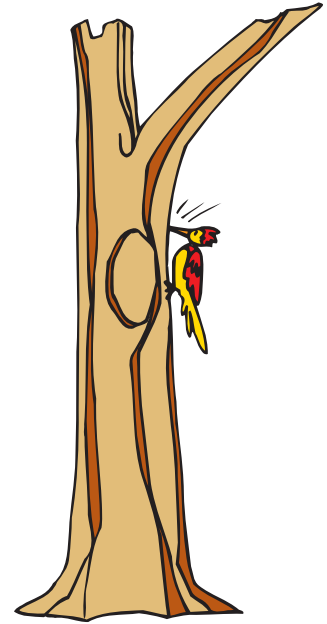
829	758	917	719	<input type="text"/>	<input type="text"/>	<input type="text"/>	<input type="text"/>
617	547	671	218	<input type="text"/>	<input type="text"/>	<input type="text"/>	<input type="text"/>
760	359	633	395	<input type="text"/>	<input type="text"/>	<input type="text"/>	<input type="text"/>

Antonyms are words with opposite meanings. Draw lines to match the antonyms.

thaw	same
crying	friend
enemy	open
closed	freeze
seek	hide
different	laughing

The **predicate** of a sentence tells what the subject is or does. It includes one or more verbs. Underline the predicate in each sentence. The first one is done for you.

1. Woodpeckers hunt for insects in the trees.
2. They have strong beaks.
3. They can peck through the bark.
4. The pecking sound can be heard from far away.



Circle the groups of words that can be predicates.

have long tongues

pick up insects

hole in bark

sticky substance

help them climb trees

tree bark

Now, choose the correct predicates from above to finish these sentences.

Woodpeckers _____ .

Their tongues _____ .


Their strong feet _____ .

There are _____ rows of 3 footballs.

There are _____ columns of 5 footballs.

There are _____ footballs altogether.

$$7 + \underline{\hspace{2cm}} + 1 = 15$$




Solve the word problems.

1. There were 762 movie titles listed on the first screen of the online library catalog. On the second screen, there were 238 movie titles listed. How many movie titles were listed in all? _____ movie titles
2. On Saturday, 278 movies were checked out of the library. On Sunday, 192 movies were checked out. How many more movies were checked out on Saturday? _____ movies

Circle the words on each tree that include the **root word** shown. Cross out words that do not have the root word. Then, choose one word you circled on each tree and write its definition on the lines. Tell how its meaning relates to the meaning of the root word.

**friend****sure****cover**

Circle the best estimate for the **length** of each object.



16 inches

16 centimeters

16 feet



4 feet

4 centimeters

4 inches



3 inches

3 centimeters

3 feet

The pronouns **him**, **her**, **it**, and **them** are **object pronouns**. They are used in the predicate of a sentence. Rewrite each sentence, replacing the underlined words with an object pronoun.



1. Tommy packed sandwiches and apples.

2. He saw the trail.

3. Rita met Tommy at the trail's end.

4. Tommy gave Rita one of his sandwiches.

5. They ate their lunches under a tree.

Draw lines to connect the **expanded forms** to the matching **number names**.

$60 + 2$

one hundred eight

$800 + 90 + 8$

two hundred thirty

$200 + 30$

sixty-two

$500 + 10 + 4$

eight hundred ninety-eight

$100 + 0 + 8$

five hundred fourteen

Add.

$$\begin{array}{r} 189 \\ + 276 \\ \hline \end{array}$$

$$\begin{array}{r} 460 \\ + 170 \\ \hline \end{array}$$

$$\begin{array}{r} 17 \\ + 508 \\ \hline \end{array}$$

$$\begin{array}{r} 526 \\ + 78 \\ \hline \end{array}$$

$$\begin{array}{r} 215 \\ + 215 \\ \hline \end{array}$$

$$\begin{array}{r} 278 \\ + 365 \\ \hline \end{array}$$

$$\begin{array}{r} 124 \\ + 297 \\ \hline \end{array}$$

$$\begin{array}{r} 568 \\ + 351 \\ \hline \end{array}$$

$$\begin{array}{r} 49 \\ + 173 \\ \hline \end{array}$$

$$\begin{array}{r} 876 \\ + 43 \\ \hline \end{array}$$

Think of an **antonym** for the **bold** word in each sentence. Use it to complete the sentence.

hairy**bald**

1. Sometimes my cat is **naughty**, and sometimes she's _____.
2. The sign said, "**Closed**," but the door was _____.
3. Is the glass half **empty** or half _____?
4. I bought **new** shoes, but I like my _____ ones better.
5. Skating is **easy** for me, but _____ for my brother.


Rewrite the sentences. Capitalize the first word in each sentence.
Capitalize **proper nouns**.

1. we celebrate thanksgiving on the fourth thursday in november.

2. in june, michelle and mark will go camping every friday.


3. on mondays in october, I will take piano lessons.

Write **>** or **<** to **compare** the numbers. Make sure the open "mouth" points to the greater number.



$$87 \bigcirc 4$$

$$510 \bigcirc 500$$



$$798 \bigcirc 814$$

$$5 \bigcirc 75$$

$$250 \bigcirc 275$$

$$820 \bigcirc 768$$

Name _____

Spring • Week 7, Day 2

Subtract.

$$\begin{array}{r} 277 \\ - 139 \\ \hline \end{array}$$

$$\begin{array}{r} 722 \\ - 436 \\ \hline \end{array}$$

$$\begin{array}{r} 861 \\ - 174 \\ \hline \end{array}$$

$$\begin{array}{r} 211 \\ - 89 \\ \hline \end{array}$$

$$\begin{array}{r} 932 \\ - 75 \\ \hline \end{array}$$

$$\begin{array}{r} 452 \\ - 243 \\ \hline \end{array}$$


$$\begin{array}{r} 522 \\ - 307 \\ \hline \end{array}$$

$$\begin{array}{r} 841 \\ - 523 \\ \hline \end{array}$$

$$\begin{array}{r} 786 \\ - 57 \\ \hline \end{array}$$

$$\begin{array}{r} 263 \\ - 12 \\ \hline \end{array}$$

Count the money. Is it enough to buy the item? Circle the answer.



Yes

No



Yes

No



Yes

No

Read the passage. Answer the questions.

For many years, no one knew much about Venus. When people looked through telescopes, they could not see past Venus's clouds. Long ago, people thought the clouds covered living things. Spacecraft radar has shown this is not true. Venus is too hot for life as we know it to exist. The temperature on Venus is about 900 degrees! Remember how hot you were the last time it was 90 degrees? Now imagine it being 10 times hotter. Nothing could exist in that heat. It is also very dry on Venus. For life to exist, water must be present. Because of the heat and dryness, we know there are probably no people, plants, or other life on Venus.



1. What is the temperature on Venus? _____
2. This temperature is how many times hotter than a hot day on Earth?
6 times hotter
10 times hotter
3. In the past, why did people think life might exist on Venus? _____

4. What is a telescope? _____

Circle words with the root word **pay**.

payment

payable

paying

payer

playing

repay

paid

replace

Write the meaning of one word you circled. Explain how it relates to the root word **pay**.

Draw lines to connect the **expanded forms** to the matching **number names**.

$700 + 60 + 6$

three hundred one

$500 + 50 + 5$

seven hundred sixty-six

$80 + 6$

one hundred twenty

$300 + 0 + 1$

eighty-six

$100 + 20$

five hundred fifty-five

Solve mentally. Write the answers quickly.

$$\begin{array}{r} 107 \\ - 100 \\ \hline \end{array}$$

$$\begin{array}{r} 107 \\ + 10 \\ \hline \end{array}$$

$$\begin{array}{r} 107 \\ + 100 \\ \hline \end{array}$$

$$\begin{array}{r} 455 \\ + 10 \\ \hline \end{array}$$

$$\begin{array}{r} 455 \\ - 100 \\ \hline \end{array}$$

$$\begin{array}{r} 455 \\ - 10 \\ \hline \end{array}$$

$$\begin{array}{r} 455 \\ + 100 \\ \hline \end{array}$$

$$\begin{array}{r} 89 \\ + 10 \\ \hline \end{array}$$

$$\begin{array}{r} 89 \\ - 10 \\ \hline \end{array}$$

$$\begin{array}{r} 89 \\ + 100 \\ \hline \end{array}$$

Underline the **predicate** in each sentence. The first one is done for you.

1. Juan looks for rocks everywhere he goes.



2. He has found many interesting rocks in his own backyard.
3. Juan showed me a piece of limestone with fossils in it.
4. Limestone is a kind of sedimentary rock.
5. It is formed underwater from the shells of animals.
6. Juan told me that some rocks come from deep inside Earth.

Read the **dictionary** definitions for **note**. Write the number of the correct meaning after each sentence.

note

1. a short letter or message
2. a written explanation
3. a musical tone
4. to notice

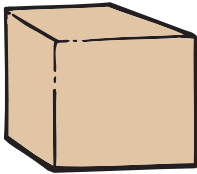


1. Can you sing the high note in this song? _____
2. I read a book about dinosaurs and took notes. _____
3. I noted many rhyming words in the poem. _____
4. Leave a note to tell Mom where we are going. _____

Solve the word problems.

1. Cody's summer vacation was 94 days long. He spent 68 summer days at his aunt's house. How many summer days were not spent at his aunt's house? _____ days
2. Cody's summer camp cost \$275. His sister Faye's camp cost \$125. How much did Cody's parents spend to send the two children to camp? \$_____

Use a ruler to measure each item to the nearest **inch** and **centimeter**.



_____ in. _____ cm



_____ in. _____ cm



_____ in. _____ cm

Write the **past-tense form** of each verb.

1. throw _____

6. fly _____

2. wear _____

7. swim _____

3. hold _____

8. sit _____

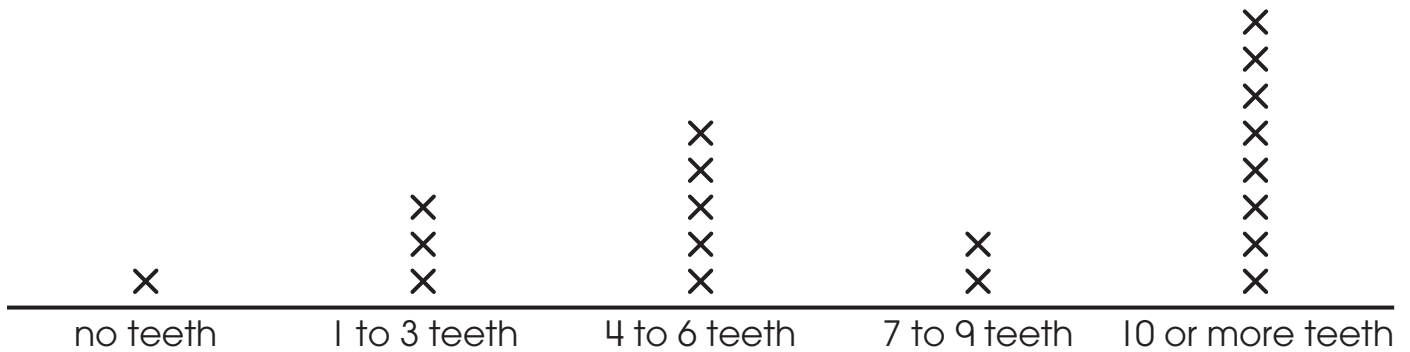
4. sing _____

9. sell _____

5. lose _____

10. eat _____

Use the **line plot** to answer the questions.



Baby Teeth Lost in Room 126

x = 1 student

- How many students have lost 4 or more teeth? _____ students
- How many more students have lost 10 or more teeth than 1 to 3 teeth? _____ students
- How many students were counted in all? _____ students

Complete the addition squares. Use addition and subtraction to write a number in each space.



<div style="text-align: center;"> $\xrightarrow{+}$ </div>			
<div style="text-align: center;"> $\downarrow +$ </div>		35	68
	42		117
	73	15	83
		74	490

<div style="text-align: center;"> $\xrightarrow{+}$ </div>			
	37		89
			153
		76	133
143		134	

The pronouns **I** and **we** are used in the **subject** of a sentence. The pronouns **me** and **us** are used in the **predicate** of a sentence. Circle the correct pronoun to complete each sentence. Write it in the blank. The first one is done for you.

1. I am finished with my science project. **I, Me**
2. Eric passed the football to _____. **me, I**
3. They ate dinner with _____ last night. **we, us**
4. _____ like spinach better than ice cream. **I, Me**
5. Mom came in the room to tell _____ good night. **me, I**
6. _____ had a pizza party in our backyard. **Us, We**
7. They told _____ the good news. **us, we**
8. Tom and _____ went to the skating rink. **me, I**
9. She is taking _____ with her to the movies. **I, me**
10. Katie and _____ are good friends. **I, me**



Add or **subtract**.

$$\begin{array}{r} 628 \\ + 84 \\ \hline \end{array}$$

$$\begin{array}{r} 135 \\ - 54 \\ \hline \end{array}$$

$$\begin{array}{r} 789 \\ + 54 \\ \hline \end{array}$$

$$\begin{array}{r} 529 \\ + 183 \\ \hline \end{array}$$

$$\begin{array}{r} 862 \\ - 407 \\ \hline \end{array}$$

$$\begin{array}{r} 385 \\ + 249 \\ \hline \end{array}$$

$$\begin{array}{r} 516 \\ - 48 \\ \hline \end{array}$$

$$\begin{array}{r} 235 \\ + 149 \\ \hline \end{array}$$

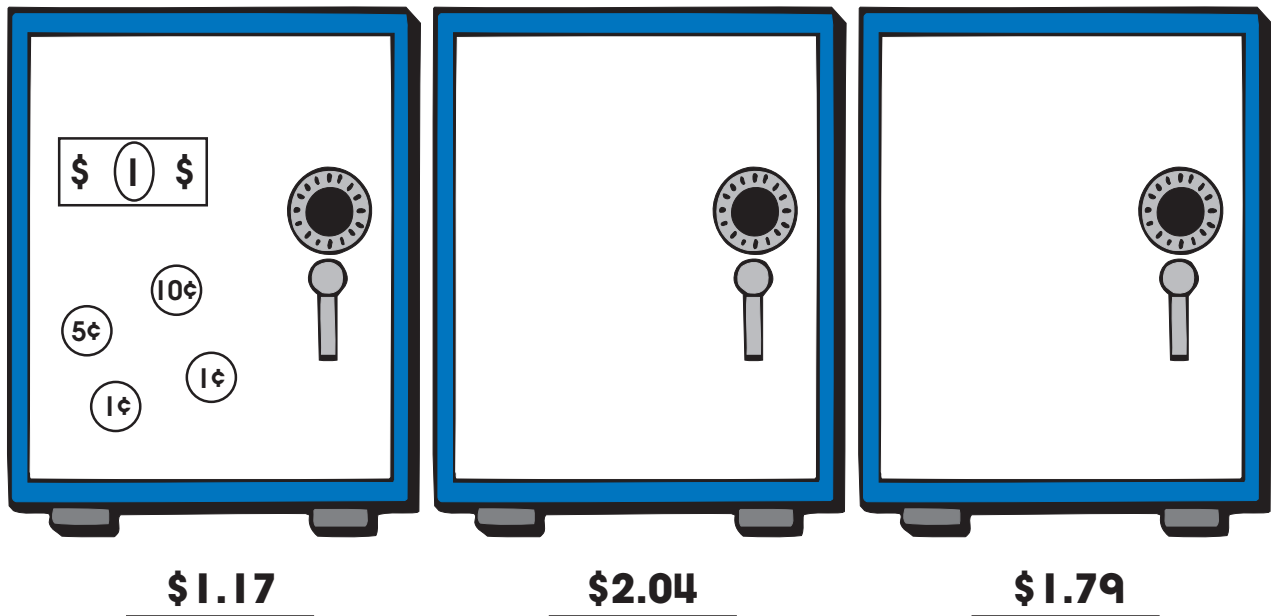
$$\begin{array}{r} 659 \\ - 39 \\ \hline \end{array}$$

$$\begin{array}{r} 422 \\ - 147 \\ \hline \end{array}$$

Write the **past-tense form** of the verb shown to complete each sentence.

1. I _____ my library book to my sister. (give)
2. She _____ for school before I did. (leave)
3. She _____ the bus at the corner. (catch)
4. My sister _____ my book on the way to school. (lose)
5. My sister _____ back to find it. (go)

On each safe, draw dollar bills and coins to show the amount. The first one is done for you.



Think of an **antonym** for the **bold** word in each sentence. Use it to complete the sentence.



1. The sky is **dark** at night and _____ during the day.
2. I like a **noisy** house, but my mother likes a _____ one.
3. My friend says I'm **wrong**, but I say I'm _____.
4. Jason is a **fast** runner, but Adam is a _____ runner.
5. We were supposed to be **early**, but we were _____.

A **sentence** must include a **subject** (with a noun) and a **predicate** (with a verb). Read each group of words. Write **S** in front of each sentence. Write **No** if it is not a sentence.

_____ 1. There are different kinds of chipmunks.

_____ 2. They all have.

_____ 3. They all have stripes to help protect them.

_____ 4. The stripes make them hard to see in the forest.

_____ 5. Zebras and tigers have stripes, too.


_____ 6. Some caterpillars also.

_____ 7. Other animals have spots.


_____ 8. Some dogs have spots.

_____ 9. Beautiful, little fawns.

_____ 10. Their spots help to hide them in the woods.




Write $>$ or $<$ to **compare** the numbers. Make sure the open “mouth” points to the greater number.



$$345 \bigcirc 325$$

$$183 \bigcirc 283$$



$$843 \bigcirc 834$$

$$864 \bigcirc 468$$

$$470 \bigcirc 580$$

$$999 \bigcirc 909$$

Solve the word problems.

1. The maple tree is 26 feet tall. The oak tree is 48 feet tall. The pine tree is 16 feet tall. How much taller is the oak tree than the pine tree? _____ feet

2. Violet has 36 inches of ribbon. She needs 18 inches to make one friendship bracelet. Does she have enough ribbon to make two bracelets? _____

Circle words with the root word **joy**.

joker

enjoy

unjust

joys

joyful

enjoyment

overjoyed

joking

Write the meaning of one word you circled. Explain how it relates to the root word **joy**.

A **reflexive pronoun** refers back to the subject of a sentence. Reflexive pronouns are compound words made of a pronoun and the word **self**. **Myself, himself, herself, yourself, and ourselves** are reflexive pronouns. Circle a reflexive pronoun in each sentence.

1. I looked at myself in the mirror.
2. He reminded himself to be brave.
3. Did you make this meal yourself?
4. We biked to the park by ourselves.
5. Please help yourself to snacks.
6. They grew the plants themselves.

Add or subtract.

$$\begin{array}{r} 977 \\ - 918 \\ \hline \end{array}$$

$$\begin{array}{r} 235 \\ + 149 \\ \hline \end{array}$$

$$\begin{array}{r} 756 \\ - 32 \\ \hline \end{array}$$

$$\begin{array}{r} 765 \\ + 70 \\ \hline \end{array}$$

$$\begin{array}{r} 469 \\ + 123 \\ \hline \end{array}$$

$$\begin{array}{r} 720 \\ - 153 \\ \hline \end{array}$$

$$\begin{array}{r} 336 \\ - 187 \\ \hline \end{array}$$

$$\begin{array}{r} 423 \\ + 538 \\ \hline \end{array}$$

$$\begin{array}{r} 756 \\ - 295 \\ \hline \end{array}$$

$$\begin{array}{r} 268 \\ + 61 \\ \hline \end{array}$$

Complete the chart.

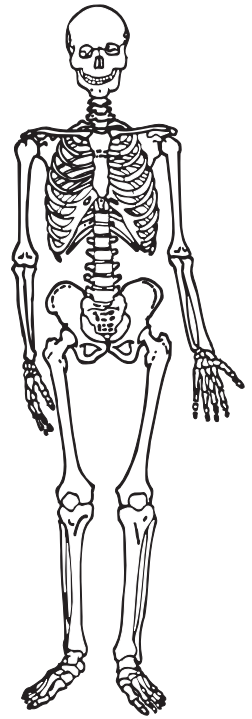
Number	Expanded Form	Number Names
342		three hundred forty-two
		eight hundred ten
426	$400 + 20 + 6$	
	$900 + 10 + 9$	

Read the passage. Answer the questions.

What gives you your shape? Like a house's frame, your body also has a frame. It is called your **skeleton**. Your skeleton is made of more than 200 bones.

Your skeleton helps your body move. It does this by giving your muscles a place to attach. Your skeleton also protects the soft organs inside your body from injury.

Bones have a hard, outer layer made of calcium. Inside each bone is a soft, spongy layer that looks like a honeycomb. The hollow spaces in the honeycomb are filled with marrow. Every minute, millions of blood cells die. But the bone marrow works like a little factory, making new blood cells.



1. What attaches to your skeleton? _____

2. What fills the hollow spaces inside bones? _____

3. How is a skeleton like a house's frame? _____

4. Write one or more words to finish each sentence.

Your skeleton gives you your _____ .

Your skeleton helps your body _____ .

Your skeleton protects _____ .

Add the numbers in the corners of each box. Write the sum in the center.

98	19

71	27

31	12

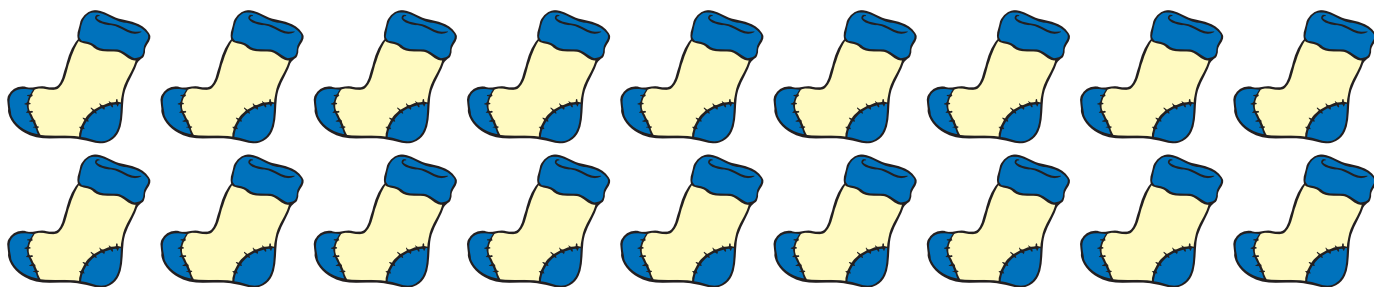
13	31

47	92

83	28

15	20

24	40



There are _____ rows of 9 socks.

There are _____ columns of 2 socks.

There are _____ socks altogether.

$$9 + \underline{\hspace{2cm}} = 18$$

Use a ruler to measure each item to the nearest **inch** and **centimeter**.



_____ in. _____ cm



_____ in. _____ cm




_____ in. _____ cm

Read the **dictionary** definitions for **key**. Write the number of the correct meaning after each sentence.

key

1. a small piece of metal used to open a lock
2. the most important idea
3. a list that explains symbols on a chart or map
4. a group of related musical notes



1. Check the key to see what brown lines mean on this map.

2. Can you play the song in the key of C?

3. Hard work is the key to success.

4. Don't forget your car keys.

Add or subtract.

$$\begin{array}{r} 137 \\ + 329 \\ \hline \end{array}$$

$$\begin{array}{r} 154 \\ - 92 \\ \hline \end{array}$$

$$\begin{array}{r} 329 \\ - 85 \\ \hline \end{array}$$

$$\begin{array}{r} 18 \\ + 625 \\ \hline \end{array}$$

$$\begin{array}{r} 436 \\ - 242 \\ \hline \end{array}$$

$$\begin{array}{r} 731 \\ - 515 \\ \hline \end{array}$$

$$\begin{array}{r} 379 \\ + 102 \\ \hline \end{array}$$

$$\begin{array}{r} 645 \\ + 247 \\ \hline \end{array}$$

$$\begin{array}{r} 371 \\ + 38 \\ \hline \end{array}$$

$$\begin{array}{r} 356 \\ - 259 \\ \hline \end{array}$$

A **compound predicate** has two or more predicates joined by the word **and**. Read each sentence. If it has a compound predicate, write **CP**. If it does not, write **No**. The first one is done for you.

CP 1. Abe Lincoln cut trees and chopped wood.

_____ 2. Abe's family packed up and left Kentucky.

_____ 3. Abe's father built a new home.

_____ 4. Abe's mother became sick and died.

_____ 5. Mr. Lincoln married again.

_____ 6. Abe's new mother loved Abe and his sister and cared for them.



Complete each sentence with an **antonym** for the **bold** word.

1. A **child** is allowed in the museum if he or she is with an _____.



2. The **huge** crowd of people tried to fit into the _____ room.
3. The **fussy** baby was soon _____ and playing in the crib.
4. We'll **freeze** the meat for now, and Dad will _____ it when we need it.

Now, write your own sentence using one of the antonym pairs.

Draw or write what comes next in each pattern.

5 10 20 40 80


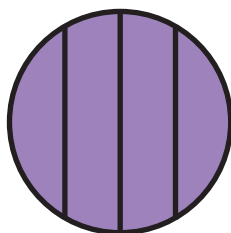








The pronouns **him**, **her**, **it**, and **them** are used in the predicate of a sentence. They are **object pronouns**. Write the object pronouns that could take the place of the bold words in the sentences.

1. They gave a party for **Teresa**. _____
2. Everyone in the class was happy for **Tyrone**. _____
3. The children petted **the giraffe**. _____
4. Linda put **the kittens** near the warm stove. _____
5. Give the books to **Herbie**. _____

Circle the shape pairs that show equal **fourths**.



Add or **subtract**.

$$\begin{array}{r} 732 \\ - 61 \\ \hline \end{array}$$

$$\begin{array}{r} 318 \\ + 19 \\ \hline \end{array}$$

$$\begin{array}{r} 658 \\ + 293 \\ \hline \end{array}$$

$$\begin{array}{r} 224 \\ - 137 \\ \hline \end{array}$$

$$\begin{array}{r} 378 \\ + 295 \\ \hline \end{array}$$

$$\begin{array}{r} 626 \\ - 352 \\ \hline \end{array}$$

$$\begin{array}{r} 90 \\ + 350 \\ \hline \end{array}$$

$$\begin{array}{r} 354 \\ - 97 \\ \hline \end{array}$$

$$\begin{array}{r} 873 \\ - 32 \\ \hline \end{array}$$

$$\begin{array}{r} 190 \\ + 85 \\ \hline \end{array}$$

Make a check mark in front of sentences with correct **verbs**. If the verb is not correct, draw an X on the line. Then, cross out the incorrect verb and write the correct word above.

_____ 1. Seeds travel in many ways.

_____ 2. Sometimes, seeds falls in the water.

_____ 3. Squirrels digs holes to bury seeds.

_____ 4. Cardinals likes to eat sunflower seeds.

_____ 5. The wind scatters seeds, too.

_____ 6. Dogs carries seeds that are stuck in their fur.

Use the word **and** to combine each pair of sentences into one sentence with a **compound predicate**.

1. Dogs can bark loudly. Dogs can do tricks.

2. The football player caught the ball. The football player ran.

3. My dad sawed wood. My dad stacked wood.

4. My teddy bear is soft. My teddy bear likes to be hugged.

Write **>** or **<** to **compare** the numbers. Make sure the open “mouth” points to the greater number.

$259 \bigcirc 592$

$199 \bigcirc 109$

$76 \bigcirc 676$

$860 \bigcirc 806$

$462 \bigcirc 642$

$505 \bigcirc 500$

$58 \bigcirc 580$

$450 \bigcirc 405$

$198 \bigcirc 199$

Complete the addition squares. Use addition and subtraction to write a number in each space.



	⊕ →		
⊕ ↓	56	99	
			41
	77	24	66
	170		476

	⊕ →		
⊕ ↓		45	27
	74		208
		39	98
	156	167	

A **reflexive pronoun** refers back to the subject of a sentence. Reflexive pronouns are compound words made of a pronoun and the word **self**. Circle a reflexive pronoun in each sentence. Draw an arrow to the subject pronoun or noun it refers back to. The first one is done for you.

1. I built a robot by myself.

2. We helped ourselves to fresh fruit.

3. She reminded herself to feed the cat.

4. They planned the trip themselves.

5. The baby entertained herself in the crib.

Circle words with the root word **work**.

worker

rework

working

unworkable

rewrite


overworked

worked

weakness

Write the meaning of one word you circled. Explain how it relates to the root word **work**.

Draw dollar bills and coins to show the amount needed to buy each item at the yard sale.

**\$3.24****\$2.58****\$1.35**

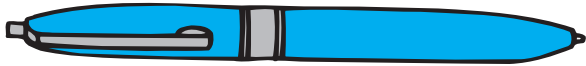
Name _____

Spring • Week 9, Day 4

Use a ruler to measure each item to the nearest **inch** and **centimeter**.



_____ in. _____ cm



_____ in. _____ cm



_____ in. _____ cm

Circle the **contractions**. Draw a box around the nouns that show **possession**.

men's

Marla's

aren't

it's

here's

teachers'

they've

we've

isn't

giraffe's

Grandpa's

students'

Add or subtract.

$$\begin{array}{r} 915 \\ - 61 \\ \hline \end{array}$$

$$\begin{array}{r} 152 \\ + 268 \\ \hline \end{array}$$

$$\begin{array}{r} 543 \\ + 99 \\ \hline \end{array}$$

$$\begin{array}{r} 110 \\ + 390 \\ \hline \end{array}$$

$$\begin{array}{r} 728 \\ - 70 \\ \hline \end{array}$$

$$\begin{array}{r} 841 \\ - 743 \\ \hline \end{array}$$

$$\begin{array}{r} 612 \\ - 254 \\ \hline \end{array}$$

$$\begin{array}{r} 529 \\ - 486 \\ \hline \end{array}$$

$$\begin{array}{r} 95 \\ + 818 \\ \hline \end{array}$$

$$\begin{array}{r} 539 \\ + 175 \\ \hline \end{array}$$

Read the **dictionary** definitions for **heart**. Write the number of the correct meaning after each sentence.

heart

1. the organ that pumps blood through the body
2. the main part
3. the part of a person that feels love
4. a shape



1. Color the heart red.

2. I can feel my heart beating.

3. His words come from the heart.

4. This street is in the heart of the city.

Read the recipe. Answer the questions.

Cut the pineapple into chunks. Use a small metal scoop to make balls of the cantaloupe. Slice the pear, bananas, and strawberries. Peel the oranges and divide them into sections. Cut each section into bite-sized pieces. Dip each piece of fruit in lemon juice, then combine them in a large bowl. Cover and chill. Pour fruit dressing of your choice over the chilled fruit, blend well, and serve cold. Makes 4 large servings.

1 fresh pineapple 2 oranges
1 cantaloupe 1 pear
2 bananas 1 cup seedless grapes
1 cup strawberries lemon juice



1. How many bananas does the recipe require? _____

2. Which three fruits do you slice? _____

3. Which do you do first? (Check one.)

____ Pour dressing over the fruit.

____ Slice the pear.

____ Serve the fruit salad.

4. Would your fruit salad be as good if you did not cut the pineapple or section the oranges? Why or why not? _____

Complete the chart.

Number	Expanded Form	Number Names
	$400 + 20 + 8$	
99		
		five hundred eighty-five
647		

Solve the word problems.

1. Marco has a jar full of dimes. A pencil costs 40¢.
How many dimes will he use to buy 3 pencils? _____ dimes
2. Cassie's paper airplane will fly 5 feet at a time.
How many times will Cassie need to throw her
airplane to cross a field that is 30 feet long? _____ times

Try these fun ideas for summer learning.

Basic Skills

- Ask your child to choose a topic such as the beach. Challenge him or her to write as many words as possible that fit the category, such as **sand**, **tide**, **umbrella**, and **starfish**.
- Look for analog clocks in public places. Ask your child to tell the time to the nearest five minutes. Then, let your child check his or her answer by looking at the digital time on your mobile phone.
- Purchase an inexpensive wallet or change purse for your child. Fill it with several dollar bills and a variety of coins. At the store, ask your child to purchase one or more specific items from your shopping list using the money.
- Play “Spelling I Spy” during car trips. Give one letter of the thing you spy, then give another letter, and another, until the object is guessed correctly.

Reading

- Encourage your child to ask questions about a topic of interest, such as trains or gardening. Choose one question and help your child write it on an index card. When you visit the library, help your child use books and other resources to find the answer.
- Read a chapter book aloud. Let your child choose a character to voice. Whenever that character speaks in the story, it is your child’s turn to read.
- Have your child set a goal for reading a certain number of books each week or each month during the summer. Create a chart and help your child use it to track progress. Provide a reward when your child reaches the reading goal.
- After reading a book or watching a movie with your child, role-play two of the characters. How would each character respond to different situations?



Name _____

Writing

- Encourage your child to write a weekly e-mail or newsletter about his or her summer activities and send it to relatives and friends. It could include photos and links.
- Write a list of five unrelated words. Can your child use them to write a story?
- Check out a book of children's dramatic plays from the library. Help your child notice details about how plays are written. Then, encourage your child to write a play version of a favorite story or movie and use it to put on a show with friends.
- Provide poster board and art supplies for your child to use in creating an original board game. It should include a complete set of rules and directions. Play the game together.




Math




- Play with one-dollar bills (hundreds), dimes (tens), and pennies (ones). Use them to represent numbers to 1,000 such as 761, 250, and 468. Ask your child to write each number.
- Encourage your child to do jumping jacks or another physical activity as many times as possible each day and record the number. How soon can your child reach 1,000?
- Print a set of tangrams from the Internet. Encourage your child to use them to create a variety of shapes.
- Use sidewalk chalk and a yardstick to draw a line that is one inch tall, a line that is two inches tall, a line that is three inches tall, etc. Label each line. Encourage your child to find sticks, leaves, and other things to measure against the lines.
- Write numbers **1–20** on squares of masking tape and arrange them in a grid on the floor. Call out addition problems and ask your child to stand on a number to show the sum.

Answer Key









Name _____ Autumn • Week 1, Day 1

Write a letter to complete each **short vowel** word.

  
pup net sock

  
ax lips tent

Roll dice to find two addends. Write them on the first two lines. **Add** to find the sum.

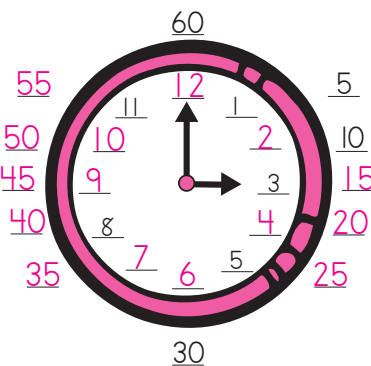
 1. _____ + _____ = _____ 
 2. **Answers**
 3. **will vary.** 
 4. _____ + _____ = _____ 
5. _____ + _____ = _____ 

School Day Skills • Grade 2 **4**

Page 4

Name _____ Autumn • Week 1, Day 1

A clock face has numbers from 1 to 12. There are 60 minutes in one hour. Fill in the numbers. Count by **ones** on the clock face. Count by **fives** around the clock.



School Day Skills • Grade 2 **5**

Page 5

Name _____ Autumn • Week 1, Day 2

Write the words that rhyme with each word below. Circle the letters in each word that spell the **long e** sound.

neat	read	team	eat	seat
sea	mean	meat	beam	lean

wheat meat seam beam
 neat team eam
 seat bead read
tea eat bean lean
 sea mean mean

Add numbers with two digits. Add the **ones**. Then, add the **tens**. Follow the example.

Step 1: Add the ones.

$$\begin{array}{r} \text{tens} \quad \text{ones} \\ 3 \quad 3 \\ + 4 \quad 1 \\ \hline 7 \quad 4 \end{array}$$

Step 2: Add the tens.

$$\begin{array}{r} \text{tens} \quad \text{ones} \\ 3 \quad 3 \\ + 4 \quad 1 \\ \hline 7 \quad 4 \end{array}$$

$$\begin{array}{r} 24 \\ + 62 \\ \hline 86 \end{array}$$

$$\begin{array}{r} 15 \\ + 23 \\ \hline 38 \end{array}$$

$$\begin{array}{r} 38 \\ + 61 \\ \hline 99 \end{array}$$

$$\begin{array}{r} 11 \\ + 26 \\ \hline 37 \end{array}$$

School Day Skills • Grade 2 **6**

Page 6

Name _____ Autumn • Week 1, Day 2

The names of places, products, and holidays are **proper nouns** that begin with a capital letter. Rewrite each sentence, capitalizing all the proper nouns.

1. Aunt Frances lives in Detroit, Michigan.
Aunt Frances lives in Detroit, Michigan.

2. We celebrate valentine's day in february.
We celebrate Valentine's Day in February.

3. I chose yumtime muffins for our snack.
I chose Yumtime muffins for our snack.

4. We live in the united states of america.
We live in the United States of America.

An **inch** is a unit of measurement. A ruler shows 12 inches. Use a ruler to measure each object to the nearest inch.

 1 inch  3 inches
 2 inches  1 inch

How much longer is the marker than the paper clip? 2 inches

School Day Skills • Grade 2 **7**

Page 7

Name _____ Autumn • Week 1, Day 3

Subtract numbers with two digits. Subtract the **ones**. Then, subtract the **tens**. Follow the example.

Step 1: Subtract the ones.

$$\begin{array}{r} \text{tens} \quad \text{ones} \\ 2 \quad 8 \\ - 1 \quad 4 \\ \hline 1 \quad 4 \end{array}$$

Step 2: Subtract the tens.

$$\begin{array}{r} \text{tens} \quad \text{ones} \\ 2 \quad 8 \\ - 1 \quad 4 \\ \hline 1 \quad 4 \end{array}$$


$$\begin{array}{r} 24 \\ - 12 \\ \hline 12 \end{array}$$

$$\begin{array}{r} 61 \\ - 30 \\ \hline 31 \end{array}$$


$$\begin{array}{r} 77 \\ - 44 \\ \hline 33 \end{array}$$

$$\begin{array}{r} 85 \\ - 24 \\ \hline 61 \end{array}$$

Add an **apostrophe** and the letter **s ('s)** to the noun in each sentence to show who owns something.

1. That is Holly **'s** flower garden. 

2. Mark **'s** new skates are black and green.

3. Mom threw away Dad **'s** old shoes. 

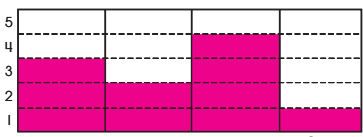
4. Buster **'s** food dish was lost in the snowstorm.





School Day Skills • Grade 2 **8**





Page 8

Name _____ Autumn • Week 1, Day 3

Color the picture. Then, color spaces to make a **bar graph** that shows how many of each item you count.




School Day Skills • Grade 2 **9**

Page 9


Answer Key

Name _____ Autumn • Week 1, Day 4


Write a letter to complete each **short vowel** word.




h a t




f o x




p i n



c a ndle




p e nny



th i mble

An **adverb** is a word that describes a verb. It can tell where, how, or when. Adverbs often end with **ly**. Circle the adverb in each sentence. The first one is done for you.

- The skateboarder landed smoothly.
- Their call was returned quickly.
- We easily learned the new words.
- He did the work perfectly.
- She lost her purse somewhere.



10 School Day Skills • Grade 2

Page 10

Name _____ Autumn • Week 1, Day 4

Add the **ones**. Then, add the **tens**. Write the sum.

2 tens and 6 ones
+ 1 ten and 3 ones

3 tens and 9 ones = 39

1 ten and 4 ones
+ 3 tens and 3 ones

4 tens and 7 ones = 47


2 tens and 5 ones
+ 2 tens and 3 ones

4 tens and 8 ones = 48


1 ten and 6 ones
+ 5 tens and 1 one

6 tens and 7 ones = 67


There are 60 minutes in one hour. The short hand shows the **hour**. The long hand shows the **minutes**. Write the time shown on each clock. The first one is done for you.



9 : 10



8 : 25



10 : 05

11 School Day Skills • Grade 2

Page 11

Name _____ Autumn • Week 1, Day 5

Add in one minute or less.

8
+ 8
16

2
+ 3
5

7
+ 1
8

2
+ 8
10

5
+ 7
12

9
+ 10
19

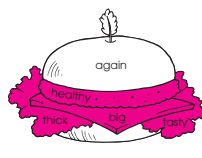

4
+ 10
14

6
+ 0
6

9
+ 5
14

8
+ 6
14

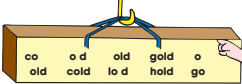
Adjectives describe nouns. They can tell what kind, how many, or which one. Color each space that has an adjective.

12 School Day Skills • Grade 2

Page 12

Name _____ Autumn • Week 1, Day 5




Write the words with **o** followed by **ld** that make the **long o** sound.

told gold cold
fold hold


Write the **o** words that make the **long o** sound.

coat road boat
load goat


Use a ruler to measure each object to the nearest **inch**.




1 inch



3 inches



4 inches



2 inches

How many inches longer is the paintbrush than the pair of scissors? 2 inches

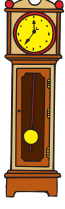
13 School Day Skills • Grade 2

Page 13


Name _____ Autumn • Week 2, Day 1

Circle the correct answer.


- There are 60 seconds in a (minute/year).
- There are 60 minutes in an (second/hour).
- There are 24 hours in a (minute/day).
- There are 365 days in a (year/week).
- There are 7 days in a (week/hour).
- There are 12 months in a (year/week).




When two vowels appear together, the first vowel often makes a **long vowel sound**. The second vowel is **silent**. Unscramble the double-vowel words.




teas seat




atab boat




ogat goat



spea peas



atli tail




apil pail

14 School Day Skills • Grade 2


Page 14

Name _____ Autumn • Week 2, Day 1


Subtract to find out how many of each exercise the players should do. Subtract the **ones**. Then, subtract the **tens**.



50
- 20
30 jumping jacks



38
- 13
25 sit-ups



17
- 7
10 sprints

Write the **plurals**. Follow the examples.

Example: dog + s = dogs

cat cats

boat boats

house houses

Example: ax + es = axes

fox foxes

tax taxes

box boxes

Example: peach + es = peaches

lunch lunches

bunch bunches

punch punches

Example: glass + es = glasses

mess messes

guess guesses

class classes

15 School Day Skills • Grade 2

Page 15

Answer Key

Name _____ Autumn • Week 2, Day 2

Add the ones. Then, add the tens. Write the sum.


1 ten and 3 ones
+ 1 ten and 1 one
2 tens and 4 ones = 24


2 tens and 5 ones
+ 2 tens and 0 ones
4 tens and 5 ones = 45


1 ten and 5 ones
+ 2 tens and 4 ones
3 tens and 9 ones = 39


7 tens and 6 ones
+ 2 tens and 2 ones
9 tens and 8 ones = 98


Write the time shown on each clock. The first one is done for you.


 3 : 50

 10 : 10

 8 : 15

 2 : 25

 1 : 30

 11 : 40

16 School Day Skills • Grade 2

Page 16

Name _____ Autumn • Week 2, Day 2

The names of places, products, and holidays are **proper nouns** that begin with a capital letter. Rewrite each sentence, capitalizing all the proper nouns.


1. We will have a family picnic on memorial day.
We will have a family picnic on Memorial Day.


2. I want a roadways bike for my birthday.
I want a Roadways bike for my birthday.


3. The mall of america is in minneapolis, minnesota.
The Mall of America is in Minneapolis, Minnesota.


4. Can you believe we drove from florida to maine?
Can you believe we drove from Florida to Maine?


Write letters to complete the words with **short vowel sounds**.


 l a d d e r

 p o p c o r n

 p u p p e t

 h a m m e r

 b o t t l e

 b u t t o n

17 School Day Skills • Grade 2

Page 17

Name _____ Autumn • Week 2, Day 3

Find each item. Use a ruler to measure it to the nearest **inch**.

a stack of blocks _____ inches a toy car _____ inches

your foot _____ inches a spoon _____ inches

the length of a book _____ inches a toothbrush _____ inches

Answers will vary.

Which item was shortest? _____

Which item was longest? _____

Add **'s** to the noun in **bold** in the first sentence. Use the new word to complete the second sentence.

1. **Dad** is charging his phone.
_____ Dad's phone is charging.

2. **Isa** has a blue backpack.
Have you seen _____ Isa's blue backpack?

3. **Jake** got a new video game.
Let's play _____ Jake's new video game.

4. **Mrs. Allen** has wilted plants.
We helped water _____ Mrs. Allen's plants.

18 School Day Skills • Grade 2

Page 18

Name _____ Autumn • Week 2, Day 3

Add in one minute or less.

$\begin{array}{r} 9 \\ + 10 \\ \hline 19 \end{array}$ $\begin{array}{r} 2 \\ + 5 \\ \hline 7 \end{array}$ $\begin{array}{r} 4 \\ + 6 \\ \hline 10 \end{array}$ $\begin{array}{r} 9 \\ + 9 \\ \hline 18 \end{array}$ $\begin{array}{r} 3 \\ + 4 \\ \hline 7 \end{array}$

$\begin{array}{r} 0 \\ + 8 \\ \hline 8 \end{array}$ $\begin{array}{r} 3 \\ + 7 \\ \hline 10 \end{array}$ $\begin{array}{r} 1 \\ + 11 \\ \hline 12 \end{array}$ $\begin{array}{r} 7 \\ + 10 \\ \hline 17 \end{array}$ $\begin{array}{r} 2 \\ + 5 \\ \hline 7 \end{array}$

way wait pain say rain
wait sail pain say nail rain
lay

Write the **ai** words that make the **long a** sound.
wait sail pain nail rain


Write the **ay** words that make the **long a** sound.
way day pay say lay


19 School Day Skills • Grade 2


Page 19


Name _____ Autumn • Week 2, Day 4


Write **ou, ow, or aw** to complete each word.


 h ou s e


 fl ow e r


 m ou t h


 p aw

 ow l

 s aw

 cl ou d

 p ow d e r

 aw

Subtract. Circle the answers. Then, color the cookies with differences that are greater than 30.

$\begin{array}{r} 75 \\ - 50 \\ \hline \end{array}$ 20 25 35

$\begin{array}{r} 86 \\ - 21 \\ \hline \end{array}$ 67 86 65

$\begin{array}{r} 64 \\ - 52 \\ \hline \end{array}$ 12 26 16

$\begin{array}{r} 49 \\ - 65 \\ \hline \end{array}$ 31 33 32

$\begin{array}{r} 49 \\ - 13 \\ \hline \end{array}$ 56 36 37


$\begin{array}{r} 77 \\ - 43 \\ \hline \end{array}$ 34 43 39

20 School Day Skills • Grade 2

Page 20

Name _____ Autumn • Week 2, Day 4

Color the pots to make a **bar graph** that shows the number of flowers.



1 2 3 4 5 6 7 8

Write an **adjective** in each blank. Then, draw a picture to match the sentence.

The _____ flag waved over the _____ building.

A _____ lion searched for food in the _____ jungle.

Answers will vary.

21 School Day Skills • Grade 2

Page 21

Answer Key




Name _____ Autumn • Week 2, Day 5




Color part of each clock face to show the number of **minutes**. The first two are done for you.

25 minutes 40 minutes 30 minutes

15 minutes 45 minutes 55 minutes

Many words that end with **silent e** have a **long vowel sound**. Complete each word with a letter that helps make the long vowel sound.

 ape  bone  cube





 kite  rake  nose





22 School Day Skills • Grade 2

Page 22

Name _____ Autumn • Week 2, Day 5

Add. First, add the **ones**. Then, add the **tens**. Write the sum.

 26 + 13 = 39  82 + 15 = 97  12 + 32 = 44  34 + 45 = 79

 92 + 6 = 98  46 + 31 = 77  61 + 22 = 83  56 + 12 = 68

Write **how**, **when**, or **where** to explain what each **adverb** tells.

1. I run **today**. when 8. I run **far**. how

2. I run **outside**. where 9. I run **happily**. how

3. I will run **tomorrow**. when 10. I run **weekly**. how

4. I run **around**. where 11. I run **swiftly**. how

5. I run **nearby**. where 12. I run **first**. how

6. I run **sometimes**. when 13. I run **next**. when

7. I run **there**. where 14. I run **gracefully**. how

23 School Day Skills • Grade 2

Page 23



Name _____ Autumn • Week 3, Day 1

Add in one minute or less.

$\begin{array}{r} 9 \\ +3 \\ \hline 12 \end{array}$ $\begin{array}{r} 5 \\ +6 \\ \hline 11 \end{array}$ $\begin{array}{r} 3 \\ +3 \\ \hline 6 \end{array}$ $\begin{array}{r} 0 \\ +1 \\ \hline 1 \end{array}$ $\begin{array}{r} 7 \\ +9 \\ \hline 16 \end{array}$

$\begin{array}{r} 8 \\ +2 \\ \hline 10 \end{array}$ $\begin{array}{r} 6 \\ +10 \\ \hline 16 \end{array}$ $\begin{array}{r} 6 \\ +3 \\ \hline 9 \end{array}$ $\begin{array}{r} 7 \\ +1 \\ \hline 8 \end{array}$ $\begin{array}{r} 5 \\ +9 \\ \hline 14 \end{array}$

Use a ruler to measure the line segments to the nearest **inch**. Write the number of inches on each candy jar.

 6 inches  7 inches

24 School Day Skills • Grade 2

Page 24

Name _____ Autumn • Week 3, Day 1

sky might dry by night
sight cry light right fly

Write the **igh** words that make the **long i** sound.

might night sight

light right

Write the words ending in **y** that make the **long i** sound.

sky dry by

cry fly

In each sentence, circle an **adjective**. Then, draw an arrow from it to the noun it describes. The first one is done for you.

1. A platypus is a tummy animal that lives in Australia.

2. The interesting animal lays eggs.

3. Its strange nose looks like a duck's bill.

4. It has a broad all like a beaver.

5. Platypuses are great swimmers.

6. They have webbed feet which help them swim.

25 School Day Skills • Grade 2

Page 25

Name _____ Autumn • Week 3, Day 2

Write the **plural** of each noun. In each word, change **y** to **ie** before adding **s**.

berry berries

cherry cherries

bunny bunnies




penny pennies

family families

candy candies

party parties

Add the **ones**. Then, add the **tens**. Write the sum.

 $\begin{array}{r} \text{tens} \text{ ones} \\ 2 \quad 5 \\ +1 \quad 4 \\ \hline 3 \quad 9 \end{array}$  $\begin{array}{r} \text{tens} \text{ ones} \\ 5 \quad 3 \\ +3 \quad 2 \\ \hline 8 \quad 5 \end{array}$  $\begin{array}{r} \text{tens} \text{ ones} \\ 7 \quad 1 \\ +2 \quad 8 \\ \hline 9 \quad 9 \end{array}$

26 School Day Skills • Grade 2

Page 26

Name _____ Autumn • Week 3, Day 2

The letters **ea** can spell a **short vowel sound** (as in **head**), a **long vowel sound** (as in **bead**), or a vowel sound followed by **r** (as in **heard**). Write each **bold** word from the story in the correct column.

You might have **learned** that bears sleep through the winter. Some bears may sleep the whole **season**. Sometimes, they look almost **dead**! But they are very much alive. As the cold winter passes and the spring **weather** comes **near**, they wake up. After such a nice rest, they must be **ready** to **eat** a **really** big meal!

words with short ea **read** **dead** **weather** **ready**

words with long ea **meal** **season** **really** **eat**

ea followed by r **heard** **learned** **bear** **near**

Add or subtract. Circle the answer on the number line.

20 - 13 = 7

20 + 19 = 39

27 School Day Skills • Grade 2

Page 27

Answer Key


Name _____ Autumn • Week 3, Day 3


Count the **tens** and **ones** and write the numbers. Then, **subtract**. The first one is done for you.


tens	ones
4	2
2	1
2	1


tens	ones
7	3
4	1
3	2


Color the pictures whose names have a **short vowel sound blue**. Color the pictures whose names have a **long vowel sound orange**.



frog



queen



nine


drum


stamp


bell


rope


rain

School Day Skills • Grade 2 28

Page 28

Name _____ Autumn • Week 3, Day 3

The proofreading mark **=** means "capitalize." Write **=** under each letter that should be a capital.

- At arrowhead elementary, there is no school on presidents' day.
- When I was seven, our family moved from des moines, iowa, to phoenix, arizona.
- Reggie loves dog days dog food, but Mitzy will only eat pet choice.
- Grandma and Grandpa will make brunch for the whole family on easter sunday.
- Eric went to college in pittsburgh, pennsylvania.

The hours between 12:00 midnight and 12:00 noon are _____ hours. The hours between 12:00 noon and 12:00 midnight are _____ hours. Draw a line between times that are the same.

six o'clock in the evening

3:30 P.M.

4:15 P.M.

eight o'clock in the morning

quarter past five in the evening

8:00 A.M.

6:00 P.M.

three thirty in the morning

four fifteen in the afternoon

5:15 P.M.

School Day Skills • Grade 2 29

Page 29

Name _____ Autumn • Week 3, Day 4

Write the words on the correct road.

sleepy **many** **dry** **shy** **penny** **fly** **why** **funny**

y sounds like long e

sleepy

many

penny

funny

y sounds like long i

dry

shy

fly

why

Add 's to the noun in **bold** in the first sentence. Use the new word to complete the second sentence.

- The **turtle** has green and brown spots on its shell.
Did you see the pattern on the turtle's shell?
- I live two doors down from **Malia**.
My house is close to Malia's house.
- Nana** makes minestrone soup.
Nana's minestrone soup is the best!
- Coach Tom** is our soccer coach.
I work hard during Coach Tom's practices.

School Day Skills • Grade 2 30

Page 30

Name _____ Autumn • Week 3, Day 4

Add in one minute or less.

$$\begin{array}{r} 9 \\ +5 \\ \hline 14 \end{array}$$

$$\begin{array}{r} 7 \\ +7 \\ \hline 14 \end{array}$$

$$\begin{array}{r} 2 \\ +10 \\ \hline 12 \end{array}$$

$$\begin{array}{r} 5 \\ +6 \\ \hline 11 \end{array}$$

$$\begin{array}{r} 3 \\ +5 \\ \hline 8 \end{array}$$

$$\begin{array}{r} 1 \\ +4 \\ \hline 5 \end{array}$$

$$\begin{array}{r} 9 \\ +4 \\ \hline 13 \end{array}$$

$$\begin{array}{r} 10 \\ +6 \\ \hline 16 \end{array}$$

$$\begin{array}{r} 2 \\ +2 \\ \hline 4 \end{array}$$

$$\begin{array}{r} 4 \\ +8 \\ \hline 12 \end{array}$$

Color: **one half red**

Color: **one fourth blue**

Color: **one third orange**

School Day Skills • Grade 2 31

Page 31

Name _____ Autumn • Week 3, Day 5

Add the points scored in each game. Add the **ones**. Then, add the **tens**.

HOME 24
VISITOR 13

Total 37

HOME 46
VISITOR 32

Total 78

HOME 83
VISITOR 06

Total 89

HOME 30
VISITOR 20

Total 50

HOME 17
VISITOR 42

Total 59

HOME 24
VISITOR 45

Total 69

An **adverb** describes an action. Circle the adverb in each pair of words.


- soon supper
- neatly nine
- proudly prove
- help easily
- warmly wonder
- quilt quickly
- finally feather
- quietly quacks
- sail safely
- later laugh


School Day Skills • Grade 2 32


Page 32


Name _____ Autumn • Week 3, Day 5


Write **inch**, **foot**, or **mile** to show the unit that best measures each item.


foot


inch


inch


mile


mile

If the letters **ie** or **ei** spell the **long e** sound, color the box **green**. If the letters **ei** spell the **long a** sound, color the box **blue**.

neighbor	either	eight
ceiling	reindeer	believe

School Day Skills • Grade 2 33

Page 33

Answer Key

Name _____ Autumn • Week 4, Day 1

Subtract to find out how many of each exercise the players should do. Subtract the **ones**. Then, subtract the **tens**.

69
- 33
36
toe touches

89
- 74
15
crunches

92
- 20
72
push-ups

Color the pictures whose names have a **short vowel sound blue**. Color the pictures whose names have a **long vowel sound orange**.

mail sled fist tube

cat comb tree truck

34 School Day Skills • Grade 2

Page 34

Name _____ Autumn • Week 4, Day 1

Look at the **bold** noun in each sentence. Circle an **adjective** that describes the noun.

1. **Wild** animals do not make good pets.

2. These animals eat **special** diets.

3. **These** animals want to be free.

4. Even **small** animals can be difficult if they are wild.

5. Raccoons and squirrels are not **fame** pets.

6. Never touch a **baby** animal in the wild.

Draw lines to connect times that are the same.

1:35 1:15 1:20 1:45

35 School Day Skills • Grade 2

Page 35

Name _____ Autumn • Week 4, Day 2

Add in one minute or less.

$\begin{array}{r} 10 \\ + 2 \\ \hline 12 \end{array}$ $\begin{array}{r} 4 \\ + 6 \\ \hline 10 \end{array}$ $\begin{array}{r} 1 \\ + 8 \\ \hline 9 \end{array}$ $\begin{array}{r} 5 \\ + 8 \\ \hline 13 \end{array}$ $\begin{array}{r} 7 \\ + 6 \\ \hline 13 \end{array}$

$\begin{array}{r} 9 \\ + 6 \\ \hline 15 \end{array}$ $\begin{array}{r} 4 \\ + 4 \\ \hline 8 \end{array}$ $\begin{array}{r} 3 \\ + 9 \\ \hline 12 \end{array}$ $\begin{array}{r} 5 \\ + 4 \\ \hline 9 \end{array}$ $\begin{array}{r} 8 \\ + 5 \\ \hline 13 \end{array}$

Decide whether each sentence needs a **plural noun** or a **possessive noun**. Circle a noun to complete each sentence.

1. The _____ played in the cage. gerbil's **gerbils**

2. The _____ ran in the field. horse's **horses**

3. My _____ coat is torn. **sister's** sisters

4. Three _____ flew past our window. **birds** bird's

5. The _____ paws are muddy. dogs **dog's**

36 School Day Skills • Grade 2

Page 36

Name _____ Autumn • Week 4, Day 2

Say the name of the first picture in the row. Circle the pictures that have the same vowel sound.

oil

toy

Write **half**, **fourth**, or **third** to tell what part of each shape is colored.

third **half** **fourth**

37 School Day Skills • Grade 2

Page 37

Name _____ Autumn • Week 4, Day 3

Write a **consonant blend** to complete each word.

bl anket **cr** ayon **cl** ock

tr uck **sn** ake **fl** ag

Add.

$\begin{array}{r} 37 \\ + 42 \\ \hline 79 \end{array}$ $\begin{array}{r} 72 \\ + 11 \\ \hline 83 \end{array}$ $\begin{array}{r} 33 \\ + 51 \\ \hline 84 \end{array}$ $\begin{array}{r} 10 \\ + 30 \\ \hline 40 \end{array}$

$\begin{array}{r} 25 \\ + 42 \\ \hline 67 \end{array}$ $\begin{array}{r} 62 \\ + 14 \\ \hline 76 \end{array}$ $\begin{array}{r} 32 \\ + 44 \\ \hline 76 \end{array}$ $\begin{array}{r} 25 \\ + 13 \\ \hline 38 \end{array}$

38 School Day Skills • Grade 2

Page 38

Name _____ Autumn • Week 4, Day 3

Write the **plural** of each noun to complete the sentence. In each word, change **y** to **ie** before adding **s**.

1. I am going to two birthday **parties** (party) this week.

2. Sandy picked some **cherries** (cherry) for Mom's pie.

3. At the store, we saw lots of **bunnies** (bunny).

4. My change at the candy store was three **pennies** (penny).

Use a ruler to measure each fish to the nearest **inch**.

about **4** inches

about **1** inch

about **2** inches

What is the difference between the shortest fish and the longest fish? about **3** inches

39 School Day Skills • Grade 2

Page 39

Answer Key

Name _____ Autumn • Week 4, Day 4

Write words with **short vowel sounds** under the doll. Write words with **long vowel sounds** under the bone.

soft most wild lost blind blink odd toast

Short Vowel Sound

soft
lost
blink
odd

Long Vowel Sound

most
wild
blind
toast

Write the time shown on each clock.

7:05 3:50 2:15 6:20

40 School Day Skills • Grade 2

Page 40

Name _____ Autumn • Week 4, Day 4

The proofreading mark \equiv means "capitalize." Write \equiv under each letter that should be a capital.

- Our class will perform a thanksgiving play.
- I think suntime orange juice tastes the best.
- We will change planes in toronto, canada.
- Have you played the new game starquests?
- The city of glameda, california, has a big independence day parade.

Subtract.

57 - 23 <u>34</u>	87 - 33 <u>54</u>	59 - 34 <u>25</u>	96 - 16 <u>80</u>
29 - 15 <u>14</u>	74 - 51 <u>23</u>	46 - 32 <u>14</u>	69 - 35 <u>34</u>

41 School Day Skills • Grade 2

Page 41

Name _____ Autumn • Week 4, Day 5

An **adverb** describes a verb. It can tell how, when, or where an action takes place. Circle the adverbs in the story. Then, write each one in the correct column to complete the chart.

The snow began early in the day. Huge snowflakes floated gracefully to the ground. Soon the ground was covered with a blanket of white. Later, the wind began to blow briskly. Outside the snow drifted into huge mounds. Suddenly the snow stopped and the children went outdoors. Then they played in the snow. There they went sledding nearby. Others happily built snow forts. Joyfully the boys and girls ran around. They certainly enjoyed the snow.

How	When	Where
gracefully	early	there
briskly	soon	nearby
happily	later	around
joyfully	suddenly	outside
certainly	then	outdoors

42 School Day Skills • Grade 2

Page 42

Name _____ Autumn • Week 5, Day 5

Add in one minute or less.

3 + 1 <u>4</u>	8 + 6 <u>14</u>	10 + 4 <u>14</u>	6 + 7 <u>13</u>	3 + 6 <u>9</u>
8 + 4 <u>12</u>	4 + 7 <u>11</u>	10 + 7 <u>17</u>	1 + 6 <u>7</u>	6 + 6 <u>12</u>

Add or subtract. Circle the answer on the number line.

49 - 17 = 32

42 + 17 = 59

43 School Day Skills • Grade 2

Page 43

Name _____ Autumn • Week 5, Day 1

When the sum of the **ones** is more than 10, **regroup** the **tens**. Follow the example. Trace the gray numbers.

Step 1: Add the ones. **Step 2: Regroup the tens.** **Step 3: Add the tens.**

1 4 + 2 8 <u>12</u>	1 4 + 2 8 <u>12</u>	1 4 + 2 8 <u>12</u>
1 6 + 3 7 <u>53</u>	3 8 + 5 3 <u>91</u>	2 4 + 4 7 <u>71</u>

To show ownership, add **'s** to a singular noun (**dog's**). For a plural noun, add just an apostrophe after the **s** (**dogs'**). For a plural noun that does not end in **s**, add **'s** (**children's**). Circle the answers.

- Our class's pet show was last Friday. How many classes had a pet show? **one** more than one
- The students' pets were interesting. How many students had pets? **one** more than one
- The snake's meal was a mouse. How many snakes were there? **one** more than one
- The mice's cage was next to the snakes. How many mice were there? **one** more than one

44 School Day Skills • Grade 2

Page 44

Name _____ Autumn • Week 5, Day 1

Write the words on the correct road.

baby sky my candy sly fuzzy cry lazy

y sounds like long e: baby, candy, fuzzy, lazy

y sounds like long i: sky, my, sly, cry

One **hundred** is 10 **tens**. Count the groups of crayons and **add**. The first one is done for you.

1 Hundred + 1 Ten + 3 Ones = 1 2 4

45 School Day Skills • Grade 2

Page 45

Answer Key





Name _____ Autumn • Week 5, Day 2

jump k nd and ump amp
pond and stamp s nd amp

Write the words that end with the same consonants as **sand**.
hand pond land
kind send

Write the words that end with the same consonants as **stamp**.
jump bump ramp
stamp camp

Write the time shown on each clock.

5:55 11:45 2:40 5:30

46 School Day Skills • Grade 2

Page 46

Name _____ Autumn • Week 5, Day 2

When there are not enough **ones** to subtract from, **regroup the tens**. Follow the example. Trace the gray numbers.

Step 1: Regroup. **Step 2:** Subtract the ones. **Step 3:** Subtract the tens.

Capitalize each **proper noun** and write it under the correct category.

christmas denver, colorado rhode island	taste cereal lake michigan chinese new year	safefirst helmets earth day funtime theaters
Holidays	Product Names	Place Names
<u>Christmas</u>	<u>Taste cereal</u>	<u>Rhode Island</u>
<u>Chinese New Year</u>	<u>Safefirst helmets</u>	<u>Denver, Colorado</u>
<u>Earth Day</u>	<u>Funtime theaters</u>	<u>Lake Michigan</u>

47 School Day Skills • Grade 2





Page 47

Name _____ Autumn • Week 5, Day 3





Add in one minute or less.

$\begin{array}{r} 7 \\ + 4 \\ \hline 11 \end{array}$	$\begin{array}{r} 4 \\ + 9 \\ \hline 13 \end{array}$	$\begin{array}{r} 10 \\ + 8 \\ \hline 18 \end{array}$	$\begin{array}{r} 5 \\ + 5 \\ \hline 10 \end{array}$	$\begin{array}{r} 2 \\ + 6 \\ \hline 8 \end{array}$
$\begin{array}{r} 5 \\ + 7 \\ \hline 12 \end{array}$	$\begin{array}{r} 10 \\ + 3 \\ \hline 13 \end{array}$	$\begin{array}{r} 3 \\ + 8 \\ \hline 11 \end{array}$	$\begin{array}{r} 3 \\ + 4 \\ \hline 7 \end{array}$	$\begin{array}{r} 4 \\ + 5 \\ \hline 9 \end{array}$

Say the name of the first picture in the row. Circle the pictures that have the same vowel sound.

couch

howl

48 School Day Skills • Grade 2

Page 48

Name _____ Autumn • Week 5, Day 3

A number with three digits has **place values** for **hundreds**, **tens**, and **ones**. Write the missing numbers in the blanks. Follow the example.

1 hundred + 4 tens + 9 ones =

hundreds	tens	ones
1	4	9

= 149

3 hundreds + 4 tens + 8 ones =

hundreds	tens	ones	total
3	4	8	348

2 hundreds + 1 ten + 7 ones =

hundreds	tens	ones	total
2	1	7	217

4 hundreds + 7 tens + 9 ones =

hundreds	tens	ones	total
4	7	9	479

4 hundreds + 5 tens + 6 ones =

hundreds	tens	ones	total
4	5	6	456

3 hundreds + 1 ten + 3 ones =

hundreds	tens	ones	total
3	1	3	313

The **k** sound can be spelled **a**, **k**, **ch**, or **ck**. Read the words. Circle the letters that spell the **k** sound. The first one is done for you.




ache school comb camera
 deck darkness Christmas necklace
 doctor stomach thick escape

49 School Day Skills • Grade 2

Page 49

Name _____ Autumn • Week 5, Day 4

Use a ruler to measure the line segments to the nearest **inch**. Write the number of inches on each candy jar.

 8 inches
 12 inches
 9 inches

Add. Regroup as needed. The first one is done for you.

$\begin{array}{r} \text{tens} \quad \text{ones} \\ 1 \quad 3 \quad 8 \\ + 4 \quad 6 \\ \hline 8 \quad 4 \end{array}$	$\begin{array}{r} \text{tens} \quad \text{ones} \\ 5 \quad 4 \\ + 2 \quad 7 \\ \hline 8 \quad 1 \end{array}$	$\begin{array}{r} \text{tens} \quad \text{ones} \\ 4 \quad 9 \\ + 1 \quad 3 \\ \hline 6 \quad 2 \end{array}$	$\begin{array}{r} \text{tens} \quad \text{ones} \\ 2 \quad 6 \\ + 1 \quad 7 \\ \hline 4 \quad 3 \end{array}$
--	--	--	--

50 School Day Skills • Grade 2

Page 50

Name _____ Autumn • Week 5, Day 4

Write words with **short vowel sounds** under the doll. Write words with **long vowel sounds** under the bone.

run men mild sand hope clock say seed

Short Vowel Sound: run, men, sand, clock
 Long Vowel Sound: mild, hope, say, seed

Circle words in the puzzle going up and down that have the hard **g** sound (as in **goat**). Circle words going across and backward that have the soft **g** sound (as in **giraffe**). Write the words in the columns.

Hard ↓	g	Soft →
girl	g	gem
ghost	g	gentle
gap	g	germ
groan	g	ge
get	g	giant

51 School Day Skills • Grade 2

Page 51

Answer Key

Name _____ Autumn • Week 5, Day 5

Subtract by regrouping if needed. The first one is done for you.

Tens	Ones
4	14
-1	7
3	7

Tens	Ones
2	13
-1	5
1	8




Tens	Ones
5	11
-3	3
2	8




Tens	Ones
2	7
-1	6
1	1

Tens	Ones
3	12
-2	4
1	8

Tens	Ones
4	12
-2	6
2	6

One **hundred** is 10 **tens**. Count the groups of crayons and **add**.

 +  +  = 1 3 6

 +  +  = 1 4 8

52 School Day Skills • Grade 2

Page 52

Name _____ Autumn • Week 5, Day 5

The **plural**s of some nouns do not follow the rule you know. Their plurals do not end with **s**. Complete each sentence with a special plural. Then, write the letters from the boxes in the blanks to answer the riddle.

tooth child foot	mouse woman man	teeth children feet	mice women men
------------------------	-----------------------	---------------------------	----------------------

1. I lost my two front t e e t h.

2. My sister has two pet m i c e.

3. Her favorite book is Little W o m e n.

4. The circus clown had big f e e t.

5. The teacher played a game with the c h i l d r e n.

Take good care of this pearly plural!


t e e t h
1 2 3 4 5

53 School Day Skills • Grade 2

Page 53

Name _____ Autumn • Week 6, Day 1

Color the **bar graph** to show how many of each bakery treat.



Number of Bakery Treats

Treat	Count
Bread	8
Muffins	7
Cupcakes	11
Cookies	10
Pastries	9

54 School Day Skills • Grade 2

Page 54

Name _____ Autumn • Week 6, Day 1

Add in one minute or less.

6 +9 <u>15</u>	8 +7 <u>15</u>	9 +2 <u>11</u>	5 +3 <u>8</u>	10 +0 <u>10</u>
7 +3 <u>10</u>	9 +8 <u>17</u>	2 +4 <u>6</u>	4 +0 <u>4</u>	7 +8 <u>15</u>

Write your own **adverb** to complete each sentence. The first one is done for you.

1. The bees worked busily.

2. The dog barked Answers.

3. The baby smiled will vary.

4. She wrote her name _____.


5. The horse ran _____.

55 School Day Skills • Grade 2

Page 55

Name _____ Autumn • Week 6, Day 2

A number with three digits has **place values** for **hundreds**, **tens**, and **ones**. Write the missing numbers in the blanks. Follow the example.

 = 2 hundreds + 3 tens + 6 ones =

hundreds	tens	ones
2	3	6

2 hundreds + 9 tens + 4 ones = 2 9 4 = 294

3 hundreds + 5 tens + 7 ones = 3 5 7 = 357

6 hundreds + 2 tens + 8 ones = 6 2 8 = 628

4 hundreds + 8 tens + 3 ones = 4 8 3 = 483

9 hundreds + 0 tens + 1 one = 9 0 1 = 901

Add or subtract. Regroup when needed.

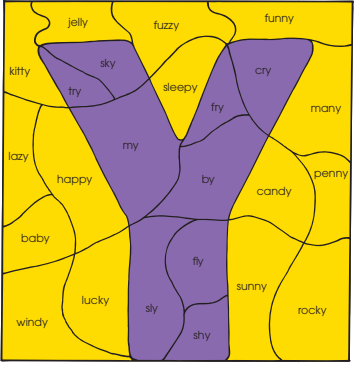
tens ones 9 3 -2 5 <u>68</u>	tens ones 3 0 +2 7 <u>57</u>	tens ones 6 5 +1 7 <u>82</u>	tens ones 7 1 -3 6 <u>35</u>
7 6 -2 8 <u>48</u>	7 2 +1 9 <u>91</u>	5 6 -2 8 <u>28</u>	2 5 -1 6 <u>9</u>

56 School Day Skills • Grade 2

Page 56

Name _____ Autumn • Week 6, Day 2

Say each word. If **y** sounds like **long i**, color the space **purple**. If **y** sounds like **long e**, color the space **yellow**.



Words in Y: jelly, fuzzy, funny, kitty, sky, fry, sleepy, cry, lazy, happy, my, by, candy, penny, baby, lucky, fly, sunny, rocky, windy, shy.

57 School Day Skills • Grade 2

Page 57

Name _____

Autumn • Week 6, Day 3

Color the shapes that show equal **halves** red. Color the shapes that show equal **fourths** blue. Color the shapes that show equal **thirds** green.

Capitalize each **proper noun** and write it under the correct category.

labor day	walk-on shoes	halloween
health pure snacks	rosh hashanah	my choice gum
new york	dallas, texas	mexico

Holidays **Product Names** **Place Names**

Labor Day Walk-On shoes Mexico

Halloween Health Pure snacks New York

Rosh Hashanah My Choice gum Dallas, Texas

58 School Day Skills • Grade 2

Name _____

Autumn • Week 6, Day 3

Subtract. Regroup as needed.

Color spaces with differences of:

10–19 red	20–29 blue	30–39 green
40–49 yellow	50–59 brown	60–69 orange

The scene is divided into several colored regions, each containing a subtraction problem:

- Red Umbrella Top:**

$$\begin{array}{r} 33 \\ -14 \\ \hline 19 \end{array}$$

$$\begin{array}{r} 96 \\ -47 \\ \hline 49 \end{array}$$

$$\begin{array}{r} 67 \\ -49 \\ \hline 18 \end{array}$$
- Blue Sky:**

$$\begin{array}{r} 75 \\ -53 \\ \hline 22 \end{array}$$

$$\begin{array}{r} 80 \\ -53 \\ \hline 27 \end{array}$$

$$\begin{array}{r} 42 \\ -16 \\ \hline 26 \end{array}$$
- Brown Castle:**

$$\begin{array}{r} 88 \\ -29 \\ \hline 59 \end{array}$$
- Yellow Ground:**

$$\begin{array}{r} 69 \\ -24 \\ \hline 45 \end{array}$$

$$\begin{array}{r} 85 \\ -36 \\ \hline 49 \end{array}$$

$$\begin{array}{r} 93 \\ -47 \\ \hline 46 \end{array}$$
- Path Patches:**
 - Orange Patch:**

$$\begin{array}{r} 91 \\ -25 \\ \hline 66 \end{array}$$
 - Green Patch:**

$$\begin{array}{r} 70 \\ -39 \\ \hline 31 \end{array}$$
 - Orange Patch:**

$$\begin{array}{r} 86 \\ -18 \\ \hline 68 \end{array}$$
- Bottom Yellow Patch:**


$$\begin{array}{r} 74 \\ -26 \\ \hline 48 \end{array}$$
- Bottom Right Yellow Patch:**

$$\begin{array}{r} 73 \\ -27 \\ \hline 46 \end{array}$$


Name _____

Autumn • Week 6, Day 4


Write the time shown on each clock.




8:20




4:50




12:35



4:05



6:45



1:40

Add in one minute or less.

$$\begin{array}{r} 2 \\ + 9 \\ \hline 11 \end{array}$$

$$\begin{array}{r} 7 \\ + 9 \\ \hline 16 \end{array}$$

$$\begin{array}{r} 2 \\ + 7 \\ \hline 9 \end{array}$$

$$\begin{array}{r} 1 \\ + 5 \\ \hline 6 \end{array}$$

$$\begin{array}{r} 3 \\ + 10 \\ \hline 13 \end{array}$$

$$\begin{array}{r} 6 \\ + 2 \\ \hline 8 \end{array}$$

$$\begin{array}{r} 5 \\ + 10 \\ \hline 15 \end{array}$$

$$\begin{array}{r} 7 \\ + 2 \\ \hline 9 \end{array}$$

$$\begin{array}{r} 8 \\ + 9 \\ \hline 17 \end{array}$$

$$\begin{array}{r} 3 \\ + 2 \\ \hline 5 \end{array}$$

60

School Day Skills • Grade 2

Name _____

Autumn - Week 6, Day 4

kite

back

sick

call

key

cake

pick

duck

king

candy

Write the words beginning with **c** that make the **k** sound.

call

cake

candy

Write the words beginning with **k** that make the **k** sound.

kite

key

king

Write the words ending with **ck** that make the **k** sound.

back

pick

sick

duck

To show ownership, add **'s** to a singular noun (**dog's**). For a plural noun, add just an apostrophe after the **s** (**dogs'**). For a plural noun that does not end in **s**, add **'s** (**children's**). Circle the answers.

- The girl's hamster got out of the cage.
How many girls had hamsters?

one

more than one
- The puppies' barking was disturbing.
How many puppies were there?

one

more than one
- The chickens' clucking was noisy.
How many chickens were there?

one

more than one
- The box turtle's shell protected it well.
How many box turtles were there?

one

more than one

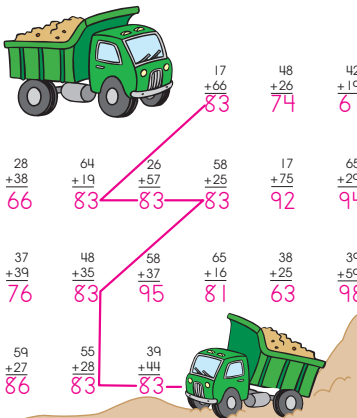
School Day Skills • Grade 2

61

Name _____

Autumn • Week 6, Day 5

Add by regrouping. Connect the sums of 83 to make a road for the truck.



17
 $+66$
83

48
 $+26$
74

42
 $+19$
61

28
 $+38$
66

64
 $+19$
83

26
 $+57$
83

58
 $+25$
83

17
 $+75$
92

65
 $+29$
94

37
 $+39$
76

48
 $+35$
83

58
 $+37$
95

65
 $+16$
81

38
 $+25$
63

39
 $+59$
98

59
 $+27$
86

55
 $+28$
83

39
 $+44$
83

62



School Day Skills • Grade 2

Name _____

Autumn • Week 6, Day 5

Write the words in the correct column.


mouse	foot	children	teeth	feet	mouse	child	tooth
-------	------	----------	-------	------	-------	-------	-------


 


child
mouse
tooth
foot

mouse
children
teeth
feet

Use a ruler to measure each fish to the nearest **inch**.

 about 1 inch

 about 3 inches

 about 3 inches

School Day Skills • Grade 2

63

Answer Key

Name _____ Autumn • Week 7, Day 1

Circle words in the puzzle going up and down that have the hard **c** sound (as in **cat**). Circle words going across and backward that have the soft **c** sound (as in **celery**). Two words going diagonally have both sounds. Write the words in the columns.

c	e	n	t	e	r	c
a	i	c	r	a	i	a
s	x	r	a	r	r	
f	n	e	c	i	f	p
p	y	u	a	i	n	e
a	s	i	n	s	e	i
c	i	t	y	o	m	u

Hard ↓
cast
cap
carpet
car
can
cart

Soft →
center
cent
city

Both Hard and Soft
circus circle

Add or subtract. Circle the answer on the number line.

65 - 12 = 53

27 + 13 = 40

64 School Day Skills • Grade 2

Page 64

Name _____ Autumn • Week 7, Day 1

Write a **proper noun** to answer each question.

- What is the name of your city and state?

- What is your favorite restaurant?
Answers will vary.
- What is your favorite brand of breakfast cereal?

- What is your favorite holiday?

- What city would you like to visit?

+ 10 + 100

What is 10 more than the number?
48. 58 8. 18 89. 99 121. 131

What is 100 more than the number?
2. 102 47. 147 156. 256 782. 882

65 School Day Skills • Grade 2

Page 65

Name _____ Autumn • Week 7, Day 2

wood put	book pull	push took	foot full	cook look
-------------	--------------	--------------	--------------	--------------

Write the words with double **o** that make the sound you hear in the middle of **hook**.
book took foot look cook wood

Write the words with **u** that make the sound you hear in the middle of **foot**.
push pull put full

Look at the **bold** verb in each sentence. Circle an **adverb** that describes the verb. Then, check a box to tell if the adverb explains how, when, or where.

	How	When	Where
1. She can come over <u>later</u> .	<input type="checkbox"/>	<input checked="" type="checkbox"/>	<input type="checkbox"/>
2. The baby clapped <u>happily</u> .	<input checked="" type="checkbox"/>	<input type="checkbox"/>	<input type="checkbox"/>
3. We will watch the movie <u>downstairs</u> .	<input type="checkbox"/>	<input type="checkbox"/>	<input checked="" type="checkbox"/>
4. I finished the book <u>quickly</u> .	<input checked="" type="checkbox"/>	<input type="checkbox"/>	<input type="checkbox"/>
5. The elevator will stop <u>soon</u> .	<input type="checkbox"/>	<input checked="" type="checkbox"/>	<input type="checkbox"/>

66 School Day Skills • Grade 2


Page 66


Name _____ Autumn • Week 7, Day 2


Add in one minute or less.


$\begin{array}{r} 4 \\ + 2 \\ \hline 6 \end{array}$	$\begin{array}{r} 9 \\ + 10 \\ \hline 19 \end{array}$	$\begin{array}{r} 8 \\ + 1 \\ \hline 9 \end{array}$	$\begin{array}{r} 10 \\ + 10 \\ \hline 20 \end{array}$	$\begin{array}{r} 1 \\ + 9 \\ \hline 10 \end{array}$
$\begin{array}{r} 8 \\ + 10 \\ \hline 18 \end{array}$	$\begin{array}{r} 10 \\ + 5 \\ \hline 15 \end{array}$	$\begin{array}{r} 2 \\ + 1 \\ \hline 3 \end{array}$	$\begin{array}{r} 8 \\ + 3 \\ \hline 11 \end{array}$	$\begin{array}{r} 5 \\ + 0 \\ \hline 5 \end{array}$


Use a ruler to measure each object to the nearest **inch**.

 about 1 inch

 about 4 inches

 about 2 inches

 about 4 inches




 about 3 inches

67 School Day Skills • Grade 2

Page 67

Name _____ Autumn • Week 7, Day 3

Write the numbers for **hundreds, tens, and ones**. Then, **add**. The first one is done for you.

 1 hundred + 4 tens + 6 ones $100 + 40 + 6$ <u>146</u>	 7 hundreds + 3 tens + 5 ones $700 + 30 + 5$ <u>735</u>	 3 hundreds + 1 ten + 9 ones $300 + 10 + 9$ <u>319</u>
--	---	--

To show one owner, write **'s** after the singular noun. To show two or more owners, write an apostrophe (') after **s** at the end of the plural noun. Circle a word to complete each sentence. Write it in the blank.

- My five brothers' uniforms are dirty.
- The child's doll is pretty.
- These dogs' collars are different colors.
- The cow's tail is short.

68 School Day Skills • Grade 2

Page 68

Name _____ Autumn • Week 7, Day 3

Write **1** or **2** to tell how many syllables each word has. If a word has two syllables, draw a line between the syllables. The first one is done for you.

timber	<u>2</u>	blanket	<u>2</u>
brush	<u>1</u>	chair	<u>1</u>
bedroom	<u>2</u>	slipper	<u>2</u>
street	<u>1</u>	tree	<u>1</u>

Solve the word problems.

- Maddy rode the bus 26 times in October and 19 times in November. How many times did she ride in all? 45 times
- Ollie did 21 math problems on Monday and 14 math problems on Tuesday. How many more problems did he do on Monday? 7 problems

69 School Day Skills • Grade 2

Page 69

Answer Key

Name _____ Autumn • Week 7, Day 4

Write the **singular form** of each plural.

	leaves	leaf
	men	man
	cities	city
	tomatoes	tomato
	fish	fish
	people	person

+ 1 0 + 1 0 0

What is 10 more than the number?

135, 145 19, 29 309, 319 422, 432

What is 100 more than the number?

16, 116 140, 240 555, 655 841, 941

70 School Day Skills • Grade 2

Page 70

Name _____ Autumn • Week 7, Day 4

Write the **ou** words that make the vowel sound you hear in **mouse**.

clown our house out now about

Write the **ow** words that make the vowel sound you hear in **cow**.

clown down town how

Divide the apple into two equal **halves**. Divide the pizza into four equal **fourths**. Divide the cake into three equal **thirds**. Color the pictures.

71 School Day Skills • Grade 2

Page 71

Name _____ Autumn • Week 7, Day 5

Write two **adjectives** to describe each noun. Then, write a sentence using all three words.

marshmallows _____

airplane Answers will vary.

beach _____

How many **sides** does each shape have? Write the number in the shape.

triangle	square	rectangle
pentagon	hexagon	octagon

72 School Day Skills • Grade 2

Page 72

Name _____ Autumn • Week 7, Day 5

Add. Regroup when needed. Use the key to color the fish according to their sums.

	$\begin{array}{r} 47 \\ +18 \\ \hline 65 \end{array}$	$\begin{array}{r} 47 \\ +18 \\ \hline 65 \end{array}$
	$\begin{array}{r} 28 \\ +54 \\ \hline 82 \end{array}$	$\begin{array}{r} 36 \\ +16 \\ \hline 52 \end{array}$
	$\begin{array}{r} 26 \\ +25 \\ \hline 51 \end{array}$	$\begin{array}{r} 59 \\ +18 \\ \hline 77 \end{array}$
	$\begin{array}{r} 19 \\ +30 \\ \hline 49 \end{array}$	$\begin{array}{r} 34 \\ +32 \\ \hline 66 \end{array}$
	$\begin{array}{r} 67 \\ +29 \\ \hline 96 \end{array}$	$\begin{array}{r} 57 \\ +35 \\ \hline 92 \end{array}$
	$\begin{array}{r} 48 \\ +12 \\ \hline 60 \end{array}$	$\begin{array}{r} 39 \\ +32 \\ \hline 71 \end{array}$

green — 96, 74	yellow — 92, 51
orange — 73, 82	purple — 77, 66
red — 60, 52	blue — 35, 49

73 School Day Skills • Grade 2

Page 73

Name _____ Autumn • Week 8, Day 1

Write the numbers for **hundreds, tens, and ones**. Then, **add**.

Solve the word problems.

1. Chips cost 60 cents. Salsa costs 40 cents. How much does it cost to buy chips and salsa? 100 cents

2. 36 trading cards will fit in one album page. A page already has 19 cards. How many more trading cards will fit in that page? 17 cards

74 School Day Skills • Grade 2

Page 74

Name _____ Autumn • Week 8, Day 1

Write the numbers for **hundreds, tens, and ones**. Then, **add**.

Solve the word problems.

1. Chips cost 60 cents. Salsa costs 40 cents. How much does it cost to buy chips and salsa? 100 cents

2. 36 trading cards will fit in one album page. A page already has 19 cards. How many more trading cards will fit in that page? 17 cards

Write the double **o** words that make the **oo** sound.

food zoo room school soon moon

Write the words ending with **e** that make the **ee** sound.

huge cute use rude

A **helping verb** is often used with an action verb. Write a helping verb to complete each sentence.

were does might will am

1. Mom might or will buy my new soccer shoes tonight.

2. Yesterday, my old soccer shoes were ripped by the cat.

3. I am going to ask my brother to go to the game.

4. He usually does not like soccer.

5. But, he might or will go with me because I am his sister.

75 School Day Skills • Grade 2

Page 75

Answer Key

Name _____ Autumn • Week 8, Day 2

Count the number of squares inside each rectangle. Write the number.

18

24

48

32

Circle the word that means the same or nearly the same as the **bold** word.

The flowers are **lovely**.
☒ pretty ☐ green

The baby was very **tired**.
☒ sleepy ☐ hurt

The ladybug is so **tiny**.
☒ small ☐ red

We saw a **scary** tiger.
☒ frightening ☐ ugly

76 School Day Skills • Grade 2

Page 76

Name _____ Autumn • Week 8, Day 2

Does the missing word show one owner or two? Circle a word to complete each sentence.

The noses are big.
 clowns clown's ☒ clowns'

The hat is pretty.
 girls girl's ☒ girls'

Our hat is blue.
 coaches coach's ☒ coaches'

The covers are torn.
 books book's ☒ books'

+ 1 0 + 1 0 0

What is 10 more than the number?
 88. 98 13. 23 624. 634 101. 111

What is 100 more than the number?
 204. 304 431. 531 89. 189 717. 817

77 School Day Skills • Grade 2

Page 77

Name _____ Autumn • Week 8, Day 3

Subtract by regrouping.

Use the answers and the letter on each lamp to solve the code.

Your wish
1s 4my 3command!

78 School Day Skills • Grade 2

Page 78

Name _____ Autumn • Week 8, Day 3

Look at the **bold** verb in each sentence. Circle an **adverb** that describes the verb. Then, check a box to tell if the adverb explains how, when, or where.

1. My cousin **leaves** for Michigan today. How ☐ When ☒ Where ☐

2. Luke **laughed** loudly at the joke. ☒ ☐ ☐

3. Sasha **added** carefully to solve the problem. ☒ ☐ ☐

4. We **played** for yesterday. ☐ ☒ ☐

5. My cat usually **sleeps** there. ☐ ☐ ☒

Color the shapes that have four **sides**.

79 School Day Skills • Grade 2

Page 79

Name _____ Autumn • Week 8, Day 4

Write the **plural form** for each singular noun.

country countries

potato potatoes

deer deer

wife wives

half halves

foot feet

Solve the word problems.

1. Colby swings 75 times at the playground. She pumps her legs 52 times. For how many swings does she not pump her legs? 23 swings

2. A family on vacation traveled 49 miles in the morning and 46 miles in the afternoon. How many miles did the family travel in all? 95 miles

80 School Day Skills • Grade 2

Page 80

Name _____ Autumn • Week 8, Day 4

Write the words with **er** that make the sound you hear in the middle of **fern**.

herd her clerk
 verb jerk

Write the words with **ir** that make the sound you hear in the middle of **shirt**.

stir girl bird
 skirt first

Divide the shapes into equal **halves**.

Divide the shapes into equal **fourths**.

Divide the shapes into equal **thirds**.

81 School Day Skills • Grade 2

Page 81

Answer Key

Name _____ Autumn • Week 8, Day 5

Draw lines to match words that have similar meanings.

delight	discover
speak	tidy
lovely	start
find	talk
nearly	beautiful
neat	almost
big	joy
sad	unhappy
begin	large

$+$ 1 0 $+$ 1 0 0

What is 10 more than the number?

5. 15 856 866 311 321 62 72

What is 100 more than the number?

333 433 610 710 403 503 679 779

82 School Day Skills • Grade 2

Page 82

Name _____ Autumn • Week 8, Day 5

Write the time shown on each clock to the nearest five minutes.

7:10 11:15 10:55

9:25 8:20 1:00

The words **am**, **is**, **are**, **was**, and **were** are **linking verbs**. They link the noun in a sentence with words that describe it. Underline a linking verb in each sentence.

- I am happy.
- Toy collecting is a nice hobby.
- Itsy and Bitsy are stuffed mice.
- I was excited.
- The elephants were gray.

83 School Day Skills • Grade 2

Page 83

Name _____ Autumn • Week 9, Day 1

Add **ed** or **d** to the **present-tense verb** shown in bold in the first sentence. Use the new **past-tense verb** to complete the second sentence.

- You **enter** through the middle door.
We entered that way last week.
- Please **add** this for me.
I already added it twice.
- Will you **share** your cookie with me?
I shared my apple with you yesterday.
- It's your turn to **fold** the clothes.
I folded them yesterday.
- May I **taste** another one?
I already tasted one.

Add or subtract. Circle the answer on the number line.

$100 - 15 = 85$

$31 + 9 = 40$

84 School Day Skills • Grade 2

Page 84

Name _____ Autumn • Week 9, Day 1

Add. Regroup when needed.

$\begin{array}{r} 58 \\ + 26 \\ \hline 84 \end{array}$	$\begin{array}{r} 63 \\ + 18 \\ \hline 81 \end{array}$	$\begin{array}{r} 31 \\ + 42 \\ \hline 73 \end{array}$	$\begin{array}{r} 67 \\ + 33 \\ \hline 100 \end{array}$	$\begin{array}{r} 72 \\ + 19 \\ \hline 91 \end{array}$
$\begin{array}{r} 54 \\ + 27 \\ \hline 81 \end{array}$	$\begin{array}{r} 37 \\ + 72 \\ \hline 109 \end{array}$	$\begin{array}{r} 26 \\ + 67 \\ \hline 93 \end{array}$	$\begin{array}{r} 51 \\ + 16 \\ \hline 67 \end{array}$	$\begin{array}{r} 37 \\ + 55 \\ \hline 92 \end{array}$

In each sentence, find two words that have **opposite** meanings. Write them in the boxes.

I thought I lost my dog, but someone found him.

lost found

The teacher will ask questions for the students to answer.

ask answer

Airplanes arrive and depart at the airport.

arrive depart

85 School Day Skills • Grade 2

Page 85

Name _____ Autumn • Week 9, Day 2

Write the words with the same vowel sound you hear in **horn**. Then, circle the letters that make that sound.

horse corn stony north

Write the words with the same vowel sound you hear in **jar**. Then, circle the letters that make that sound.

park part far hard farm start

Solve the word problems.

- A book about pandas has 92 pages. A book about alligators has 46 pages. How much longer is the book about pandas? 46 pages
- At the school carnival, a game ticket costs 35 cents. A face-painting ticket costs 55 cents. How much are the two tickets together? 90 cents

86 School Day Skills • Grade 2

Page 86

Name _____ Autumn • Week 9, Day 2

Change the **present-tense verb** in the first sentence to a **past-tense verb** to complete the second sentence. Double the consonant at the end of each verb before adding **ed**. The first one is done for you.

- We skip to school. Yesterday, we skipped the whole way.
- It's not nice to grab things. When you grabbed my cookie, I felt angry.
- Did Dad hug you today? Dad hugged me this morning.
- We plan our vacations every year. Last year, we planned to go to the beach.
- Is it my turn to stir the pot? You stirred it last time.

Write the name of each shape.

cube triangle rectangle pentagon hexagon

triangle pentagon rectangle

hexagon cube

87 School Day Skills • Grade 2

Page 87

Answer Key

Name _____ Autumn • Week 9, Day 3

Subtract. Regroup when needed.

$\begin{array}{r} 56 \\ -27 \\ \hline 29 \end{array}$	$\begin{array}{r} 83 \\ -47 \\ \hline 36 \end{array}$	$\begin{array}{r} 43 \\ -39 \\ \hline 4 \end{array}$	$\begin{array}{r} 75 \\ -53 \\ \hline 22 \end{array}$	$\begin{array}{r} 91 \\ -18 \\ \hline 73 \end{array}$
$\begin{array}{r} 73 \\ -66 \\ \hline 7 \end{array}$	$\begin{array}{r} 35 \\ -14 \\ \hline 21 \end{array}$	$\begin{array}{r} 67 \\ -58 \\ \hline 9 \end{array}$	$\begin{array}{r} 26 \\ -7 \\ \hline 19 \end{array}$	$\begin{array}{r} 68 \\ -45 \\ \hline 23 \end{array}$

Rewrite the **bold** noun from each sentence as a possessive noun. To show one owner, end it with **'s**. To show two or more owners, end with **'s**.





- Two **bears** costumes were purple. bears'
- One **boys** laughing was very loud. boy's
- The **mans** popcorn was tasty. man's
- Three **girls** balloons burst in the air. girls'

88 School Day Skills • Grade 2

Page 88

Name _____ Autumn • Week 9, Day 3

Count the number of squares inside each rectangle. Write the number.

 <u>12</u>	 <u>32</u>
 <u>18</u>	 <u>24</u>

Read the passage. Write to complete the list of directions about how to treat a ladybug.

Ladybugs are shy. If you see a ladybug, sit very still. Hold out your arm. Maybe the ladybug will fly to you. If it does, talk softly. Do not touch it. It will fly away when it is ready.

- Sit very still. Hold out your arm.
- Do not touch it.

89 School Day Skills • Grade 2

Page 89

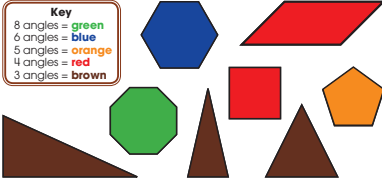
Name _____ Autumn • Week 9, Day 4

Write **1, 2, or 3** to tell how many syllables each word has. If a word has more than one syllable, draw a line between the syllables. The first one is done for you.

rabbit <u>2</u>	elephant <u>3</u>
understand <u>3</u>	yellow <u>2</u>
wind <u>1</u>	basketball <u>3</u>
open <u>2</u>	popcorn <u>2</u>

Like a corner, an **angle** is where two lines meet. Use the key to color the shapes according to the number of angles they have.

Key
 8 angles = green
 6 angles = blue
 5 angles = orange
 4 angles = red
 3 angles = brown



90 School Day Skills • Grade 2

Page 90

Name _____ Autumn • Week 9, Day 4

Write an **adverb** to complete each sentence.

next smoothly here loudly

- The band is scheduled to play next.
- They will set up their instruments over here.
- Carlos plays the saxophone smoothly.
- Lila beats the drums loudly.

$\begin{array}{|c|c|c|} \hline + & 1 & 0 \\ \hline \end{array} + \begin{array}{|c|c|c|} \hline 1 & 0 & 0 \\ \hline \end{array}$

What is 10 more than the number?

13. 23 512 522 100 110 990 1000

What is 100 more than the number?

44 144 86 186 299 399 426 526

91 School Day Skills • Grade 2

Page 91

Name _____ Autumn • Week 9, Day 5

Write each number. The first one is done for you.

<table border="1"> <tr><th>Hundreds</th><th>Tens</th><th>Ones</th></tr> <tr><td>1</td><td>3</td><td>2</td></tr> </table> <p><u>1</u> hundred <u>3</u> tens <u>2</u> ones = <u>132</u></p>	Hundreds	Tens	Ones	1	3	2	<table border="1"> <tr><th>Hundreds</th><th>Tens</th><th>Ones</th></tr> <tr><td>1</td><td>4</td><td>7</td></tr> </table> <p><u>1</u> hundred <u>4</u> tens <u>7</u> ones = <u>147</u></p>	Hundreds	Tens	Ones	1	4	7
Hundreds	Tens	Ones											
1	3	2											
Hundreds	Tens	Ones											
1	4	7											
<table border="1"> <tr><th>Hundreds</th><th>Tens</th><th>Ones</th></tr> <tr><td>3</td><td>3</td><td>9</td></tr> </table> <p><u>3</u> hundreds <u>3</u> tens <u>9</u> ones = <u>339</u></p>	Hundreds	Tens	Ones	3	3	9	<table border="1"> <tr><th>Hundreds</th><th>Tens</th><th>Ones</th></tr> <tr><td>5</td><td>1</td><td>1</td></tr> </table> <p><u>5</u> hundreds <u>1</u> ten <u>1</u> one = <u>511</u></p>	Hundreds	Tens	Ones	5	1	1
Hundreds	Tens	Ones											
3	3	9											
Hundreds	Tens	Ones											
5	1	1											

Form the **past tense** of most verbs by adding **ed**. Sometimes, you only need to add **d**. Other times, you need to double the final consonant before adding **ed**. Write the past tense of each verb.

stir <u>stirred</u>	smile <u>smiled</u>
search <u>searched</u>	load <u>loaded</u>
clap <u>clapped</u>	decide <u>decided</u>
dance <u>danced</u>	plan <u>planned</u>

92 School Day Skills • Grade 2

Page 92

Name _____ Autumn • Week 9, Day 5

Homophones sound alike, but they have different spellings and meanings. Write the letter of the best definition for each homophone.

<u>B</u> 1. hare	A. a mass of unbaked bread
<u>F</u> 2. hair	B. an animal related to the rabbit
<u>C</u> 3. peer	C. to look closely; to gaze
<u>E</u> 4. pier	D. a female deer, hare, or rabbit
<u>D</u> 5. doe	E. a platform built out over water
<u>A</u> 6. dough	F. growth that covers the scalp of a person or the body of a mammal

Solve the word problems.

- A stairway at the library has 37 steps. A stairway at the museum has 28 steps. How many more steps are in the stairway at the library? 9 steps
- Max did 38 jumping jacks. He did 23 squats. How many exercises did he do in all? 61 exercises

93 School Day Skills • Grade 2

Page 93






Answer Key

Name _____ Winter • Week 1, Day 1

Add or subtract.

$\begin{array}{r} 61 \\ - 53 \\ \hline 8 \end{array}$	$\begin{array}{r} 54 \\ + 28 \\ \hline 82 \end{array}$	$\begin{array}{r} 80 \\ - 9 \\ \hline 71 \end{array}$	$\begin{array}{r} 59 \\ + 22 \\ \hline 81 \end{array}$	$\begin{array}{r} 25 \\ + 29 \\ \hline 54 \end{array}$
$\begin{array}{r} 88 \\ - 49 \\ \hline 39 \end{array}$	$\begin{array}{r} 36 \\ + 45 \\ \hline 81 \end{array}$	$\begin{array}{r} 84 \\ - 36 \\ \hline 48 \end{array}$	$\begin{array}{r} 74 \\ + 17 \\ \hline 91 \end{array}$	$\begin{array}{r} 90 \\ - 59 \\ \hline 31 \end{array}$

Compound words are two words put together to make one new word. Complete each sentence with a compound word made up of the two bold words.


- A **box** with **sand** is a sandbox 
- The **way** through a **hall** is a hallway 
- A **box** for **lunch** is a lunchbox 
- A **coat** for the **rain** is a raincoat 
- A **room** with a **bed** is a bedroom 

School Day Skills • Grade 2 **94**



Page 94

Name _____ Winter • Week 1, Day 1

To be is a special verb that does not follow the patterns you know. We say I **am**, he **is**, we **are**, and you **are**. Use **is**, **are**, or **am** to complete the sentences.

- My friends are helping me build a tree house.
- It is in my backyard.
- We are using hammers, wood, and nails.
- It is a very hard job. 
- I am lucky to have good friends.

In a group with an **even** number of objects, the items can be evenly matched in groups of two. In a group with an **odd** number of objects, the items cannot be evenly matched. Circle the group with an odd number of items.

School Day Skills • Grade 2 **95**

Page 95

Name _____ Winter • Week 1, Day 2

Write the **homophones** in the blanks to complete the sentences.

eye I He hurt his left eye playing ball.
I like to learn new things.

see **sea** Can you see the winning runner from here?
 He goes diving for pearls under the sea.

eight **ate** The baby ate the banana.
 Jane was eight years old last year.

10 100

What is 10 less than the number?
 22 12 79 69 119 109 385 375



What is 100 less than the number?
 111 11 209 109 700 600 599 499


School Day Skills • Grade 2 **96**


Page 96


Name _____ Winter • Week 1, Day 2

Use a ruler to measure the logs to the nearest **centimeter**.

 8 cm 

 15 cm

 11 cm

 9 cm

Collective nouns name an entire group. In a sentence, collective nouns are treated the same as singular nouns such as **she** or **he**. In each sentence, circle a collective noun. Underline the verb.

- My family likes together on Sundays.
- Our group presents first on Friday.
- This school has its own garden.
- My team plays eight games in April.
- The audience claps loudly.

School Day Skills • Grade 2 **97**

Page 97

Name _____ Winter • Week 1, Day 3

Read each sentence and do what it says to do.

- Count the syllables in each word. Write the number on the line by the word.
- Draw a line between the two words in each compound word.
- Draw a circle around each name of a month.
- Draw an X on each food word.
- Draw a line under each day of the week.
- Write the three words from the list you did not mark. Draw a picture of each of those words.

2 <u>April</u>	4 <u>vegetable</u>	3 <u>tablecloth</u>
1 <u>king</u>	1 <u>June</u>	1 <u>meat</u>
2 <u>sidewalk</u>	3 <u>Saturday</u>	1 <u>chicken</u>
3 <u>astronaut</u>	1 <u>March</u>	2 <u>jelly</u>
1 <u>moon</u>	2 <u>cardboard</u>	2 <u>rocket</u>
2 <u>Friday</u>	1 <u>fruit</u>	2 <u>Monday</u>

moon astronaut rocket

School Day Skills • Grade 2 **98**

Page 98

Name _____ Winter • Week 1, Day 3

Write each number.

<table border="1"> <tr><th>Hundreds</th><th>Tens</th><th>Ones</th></tr> <tr><td>2</td><td>0</td><td>9</td></tr> </table> 2 hundreds 0 tens 9 ones = <u>209</u>	Hundreds	Tens	Ones	2	0	9	<table border="1"> <tr><th>Hundreds</th><th>Tens</th><th>Ones</th></tr> <tr><td>6</td><td>6</td><td>3</td></tr> </table> 6 hundreds 6 tens 3 ones = <u>663</u>	Hundreds	Tens	Ones	6	6	3
Hundreds	Tens	Ones											
2	0	9											
Hundreds	Tens	Ones											
6	6	3											
<table border="1"> <tr><th>Hundreds</th><th>Tens</th><th>Ones</th></tr> <tr><td>3</td><td>4</td><td>5</td></tr> </table> 3 hundreds 4 tens 5 ones = <u>345</u>	Hundreds	Tens	Ones	3	4	5	<table border="1"> <tr><th>Hundreds</th><th>Tens</th><th>Ones</th></tr> <tr><td>2</td><td>8</td><td>7</td></tr> </table> 2 hundreds 8 tens 7 ones = <u>287</u>	Hundreds	Tens	Ones	2	8	7
Hundreds	Tens	Ones											
3	4	5											
Hundreds	Tens	Ones											
2	8	7											

Solve the word problems.

- 100 kids came to science camp in the morning. 10 kids left at lunch. How many kids stayed for the afternoon? 90 kids
- In a game, the kids tossed 90 eggs. 38 eggs broke. How many eggs did not break? 52 eggs

School Day Skills • Grade 2 **99**

Page 99

Answer Key

Name _____ Winter • Week 1, Day 4

In a **contraction**, two words are joined together. Some letters are left out. The missing letters are replaced by an **apostrophe** ('). Draw a line from each pair of words to the matching contraction.

I am _____ she's
it is _____ they're
you are _____ we're
we are _____ he's
they are _____ I'm
she is _____ it's
he is _____ you're

Change the meaning of the sentences by adding the **prefixes** to the **bold** words.

The boy was **lucky** because he guessed the answer **correctly**.
The boy was (un) unlucky because he guessed the answer (in) incorrectly.

When Maya **behaved**, she felt **happy**.
When Maya (mis) misbehaved, she felt (un) unhappy.

100 School Day Skills • Grade 2

Page 100

Name _____ Winter • Week 1, Day 4

Connect the dots to make each shape. Not all dots will be used.

a rectangle a triangle a different triangle

Shapes will vary.

a four-sided shape a six-sided shape a different four-sided shape

Add or subtract.

$\begin{array}{r} 54 \\ + 28 \\ \hline 82 \end{array}$	$\begin{array}{r} 90 \\ - 42 \\ \hline 48 \end{array}$	$\begin{array}{r} 55 \\ - 22 \\ \hline 33 \end{array}$	$\begin{array}{r} 63 \\ - 33 \\ \hline 30 \end{array}$	$\begin{array}{r} 59 \\ + 25 \\ \hline 84 \end{array}$
$\begin{array}{r} 71 \\ - 52 \\ \hline 19 \end{array}$	$\begin{array}{r} 48 \\ + 38 \\ \hline 86 \end{array}$	$\begin{array}{r} 24 \\ + 67 \\ \hline 91 \end{array}$	$\begin{array}{r} 17 \\ + 18 \\ \hline 35 \end{array}$	$\begin{array}{r} 53 \\ - 44 \\ \hline 9 \end{array}$

101 School Day Skills • Grade 2

Page 101

Name _____ Winter • Week 1, Day 5

Rewrite each sentence, replacing **nice** or **good** with a better **adjective** from the box.

sturdy new great chocolate delicious special

1. Father baked a good cake.
2. David made a good wish.
3. Mom served good soup.
4. Carly got a nice scooter as a gift.

Sentences will vary.

Write the total amount for each group of coins.

Penny 1¢ Nickel 5¢

$\begin{array}{r} 11 \\ \hline \end{array}$ ¢ $\begin{array}{r} 17 \\ \hline \end{array}$ ¢ $\begin{array}{r} 7 \\ \hline \end{array}$ ¢ $\begin{array}{r} 9 \\ \hline \end{array}$ ¢

102 School Day Skills • Grade 2

Page 102

Name _____ Winter • Week 1, Day 5

Add three numbers together. Write numbers from the balloons in the blanks. Then, write the sums.

$\begin{array}{r} 18 \\ 24 \\ 47 \\ \hline 89 \end{array}$ $\begin{array}{r} 55 \\ 19 \\ 21 \\ \hline 95 \end{array}$ $\begin{array}{r} 49 \\ 15 \\ 28 \\ \hline 92 \end{array}$

Read all the sentences. Then, choose the **best adjective** to complete each sentence.

happy glad joyful thrilled

1. Playing with my dog makes me happy.
2. The joyful dancers leaped and twirled.
3. Dad was glad that I remembered to clean up.
4. The little boy was thrilled by his first roller coaster ride.

103 School Day Skills • Grade 2

Page 103

Name _____ Winter • Week 2, Day 1

In a group with an **even** number of objects, the items can be evenly matched in groups of two. In a group with an **odd** number of objects, the items cannot be evenly matched. Circle the group with an even number of items.

$\begin{array}{r} 18 \\ 24 \\ 47 \\ \hline 89 \end{array}$ $\begin{array}{r} 55 \\ 19 \\ 21 \\ \hline 95 \end{array}$ $\begin{array}{r} 49 \\ 15 \\ 28 \\ \hline 92 \end{array}$

Solve the word problems.

1. The library displayed 37 mystery books and 18 nonfiction books. How many books were displayed in all? 55 books

2. In a video game, Roberto scored 65 points on Saturday and 35 points on Sunday. How many points did he score in all? 100 points

104 School Day Skills • Grade 2

Page 104

Name _____ Winter • Week 2, Day 1

Read the story. Answer the questions.

Hercules was born in the warm Atlantic Ocean. He was a very small and weak baby. He wanted to be the strongest hurricane in the world. But he had one problem. He couldn't blow 75-mile-per-hour winds. Hercules blew and blew in the ocean, until one day, his sister, Holo, told him it would be more fun to be a breeze than a hurricane. Hercules agreed. It was a breeze to be a breeze!

1. What is the setting of the story? Atlantic Ocean
2. Who are the characters? Hercules and Holo
3. What is the problem? Hercules cannot blow strong winds.
4. How does Hercules solve his problem? He becomes a breeze.
5. How are a hurricane and a breeze alike? They both relate to wind.

105 School Day Skills • Grade 2

Page 105

Answer Key


Name _____ Winter • Week 2, Day 2


To be is a special verb that does not follow the patterns you know. In the past tense, we say **I was** and **you were**. Use **was** or **were** to complete the sentences.


- Lily was eight years old on her birthday.
- Tim and Steve were happy to be at the party.
- Megan was too shy to sing "Happy Birthday."
- Ben was sorry he dropped his cake.
- All of the children were happy to be invited.


Write the total amount for each group of coins.

Penny 1¢ Nickel 5¢ Dime 10¢

 27¢

 38¢

 26¢

 21¢

106 School Day Skills • Grade 2

Page 106

Name _____ Winter • Week 2, Day 2

Add or subtract.

$\begin{array}{r} 52 \\ - 37 \\ \hline 15 \end{array}$	$\begin{array}{r} 45 \\ - 24 \\ \hline 21 \end{array}$	$\begin{array}{r} 45 \\ + 36 \\ \hline 81 \end{array}$	$\begin{array}{r} 74 \\ - 30 \\ \hline 44 \end{array}$	$\begin{array}{r} 82 \\ - 43 \\ \hline 39 \end{array}$
$\begin{array}{r} 59 \\ + 15 \\ \hline 74 \end{array}$	$\begin{array}{r} 18 \\ + 52 \\ \hline 70 \end{array}$	$\begin{array}{r} 76 \\ - 26 \\ \hline 50 \end{array}$	$\begin{array}{r} 48 \\ + 46 \\ \hline 94 \end{array}$	$\begin{array}{r} 35 \\ + 25 \\ \hline 60 \end{array}$

Underline the **compound word** in each sentence. On the line, write the two smaller words that make up the compound word.

- A firetruck came to help put out the fire. fire truck
- I will be nine years old on my next birthday. birth day
- We built a treehouse last summer. tree house
- Dad put a scarecrow in his garden. scare crow
- It is fun to make footprints in the snow. foot prints

107 School Day Skills • Grade 2

Page 107

Name _____ Winter • Week 2, Day 3

Circle the misspelled word in each sentence. Write the correct spelling on the line.

- Be sure to stop at the red light. stop
- The train goes down the trak. track
- Please put the crea in the toaster. bread
- I need another blok to finish. block

- 10 - 100

What is 10 less than the number?

154, 144 312, 302 615, 605 947, 937

What is 100 less than the number?

368, 268 904, 804 133, 33 505, 405

108 School Day Skills • Grade 2


Page 108

Name _____ Winter • Week 2, Day 3


Write an **adjective** in each blank to make the sentences more interesting. Answers will vary.

- The airplane flew through the storm.
The _____ airplane flew through the _____ storm.
- A firefighter rushed into the house.
A _____ firefighter rushed into the _____ house.
- The detective hid behind the tree.
The _____ detective hid behind the _____ tree.


How many **halves** make one **whole**?

 2 halves

How many **thirds** make one **whole**?

 3 thirds

How many **fourths** make one **whole**?

 4 fourths

109 School Day Skills • Grade 2


Page 109

Name _____ Winter • Week 2, Day 4


Read each sentence. Look at the word in **bold**. Circle the **prefix**. Write the **root word** on the line.

- The **pre**view of the movie was funny. view
- We will have to **re**schedule the trip. schedule
- I have **out**grown my new shoes already. grown
- Police **en**force the laws of the city. force
- The boy **dis**trusted the big dog. trusted
- That song is total **non**sense! sense

Write the missing numbers. Count by **tens**.



Count by **hundreds**.




110 School Day Skills • Grade 2

Page 110

Name _____ Winter • Week 2, Day 4

Add the three numbers shown on each flower. Write the sum in the center.



In a **contraction**, two words are joined together. Some letters are left out. The missing letters are replaced by an **apostrophe** ('). Draw a line from each pair of words to the matching contraction.

would not — I've
was not — he'll
he will — wouldn't
could not — wasn't
I have — couldn't

111 School Day Skills • Grade 2

Page 111

Answer Key

Name _____ Winter • Week 2, Day 5

Add or subtract.

$\begin{array}{r} 73 \\ - 44 \\ \hline 29 \end{array}$	$\begin{array}{r} 63 \\ - 33 \\ \hline 30 \end{array}$	$\begin{array}{r} 38 \\ + 24 \\ \hline 62 \end{array}$	$\begin{array}{r} 33 \\ + 37 \\ \hline 70 \end{array}$	$\begin{array}{r} 80 \\ - 42 \\ \hline 38 \end{array}$
$\begin{array}{r} 30 \\ + 59 \\ \hline 89 \end{array}$	$\begin{array}{r} 42 \\ - 26 \\ \hline 16 \end{array}$	$\begin{array}{r} 26 \\ + 33 \\ \hline 59 \end{array}$	$\begin{array}{r} 25 \\ + 18 \\ \hline 43 \end{array}$	$\begin{array}{r} 97 \\ - 9 \\ \hline 88 \end{array}$

Draw lines to match the amounts of money.

112 School Day Skills • Grade 2

Page 112

Name _____ Winter • Week 2, Day 5

Find and correct three misspelled words in the letter. Write **commas** inside the boxes to complete the **greeting** and **closing**.

Dear Grandma, I hope you come to visit soon. We can go to the museum together. I have something to show you. It is something I made myself. I think you will like it.

Love, Marc

Circle words that would best describe the ocean.

tiny **salty** **vast** still **wavy**

Circle words that would best describe a taco.

sweet **hot** **spicy** frozen **crunchy**

Circle words that would best describe a playground at recess.

noisy serious **colorful** dull **active**

113 School Day Skills • Grade 2

Page 113

Name _____ Winter • Week 3, Day 1

How many **columns** of four squares are in the rectangle? 5

How many **rows** of five squares are in the rectangle? 4

How many squares are in the rectangle? 20

Use columns and rows to divide the rectangle into 12 squares.

Go is a special verb that does not follow the patterns you know. Its **past-tense form** does not end with **ed**. The past tense of **go** is **went**. Write **go** or **went** to complete the sentences.

- Today, I will go to the store.
- Yesterday, we went shopping.
- Juan and Seth will go to the party soon.

114 School Day Skills • Grade 2

Page 114

Name _____ Winter • Week 3, Day 1

Write the **homophones** in the blanks to complete the sentences.

one won Jill won first prize at the science fair.

I am the only one in my family with red hair.

be bee Jenny cried when a bee stung her.

I have to be in bed every night at eight o'clock.

two to too My father likes to play tennis.

I like to play, too.

It takes at least two people to play.

Jace, Jade, and Joy are triplets. How many cents will it cost to buy each of the triplets?

a toy car? 81¢

an ice cream cone? 96¢

a puzzle? 54¢

115 School Day Skills • Grade 2

Page 115

Name _____ Winter • Week 3, Day 2

Circle the group with an **even** number of items.

Solve the word problems.

- A park had 88 visitors on Thursday and 100 visitors on Friday. How many more visitors came on Friday? 12 visitors
- Room 114 donated 35 cans of food. Room 120 donated 28 cans of food. How many cans of food were donated in all? 63 cans

116 School Day Skills • Grade 2

Page 116

Name _____ Winter • Week 3, Day 2

Circle the word that begins with a **prefix**. Then, write the prefix and the **root word**.

- The dog was unfriendly. un + friendly
- The movie preview was interesting. pre + view
- The referee called an unfair penalty. un + fair
- Please do not misbehave. mis + behave
- My parents disapprove of that show. dis + approve
- I had to redo the assignment. re + do

Circle the **contraction** that replaces the underlined words.

- The boy was not sad. wasn't weren't
- We were not working. weren't
- Jen and Caleb have not eaten lunch yet. haven't hasn't
- The mouse has not been here. hasn't

117 School Day Skills • Grade 2

Page 117

Answer Key

Name _____ Winter • Week 3, Day 3

Combine the words to make **compound words**. Write the compound words on the lines.

sun	foot	air	bath	mail	class	ball	flower
box	plane	basket	room	water	melon	guard	body

sunflower bodyguard
 mailbox sunroom
 football flowerbox
 airplane airmail
 classroom ballroom
 bathroom mailroom
 watermelon basketball

Draw lines to match the amounts of money.

118 School Day Skills • Grade 2

Page 118

Name _____ Winter • Week 3, Day 3

Add or subtract.

$\begin{array}{r} 33 \\ + 46 \\ \hline 79 \end{array}$	$\begin{array}{r} 73 \\ - 14 \\ \hline 59 \end{array}$	$\begin{array}{r} 29 \\ + 68 \\ \hline 97 \end{array}$	$\begin{array}{r} 66 \\ - 28 \\ \hline 38 \end{array}$	$\begin{array}{r} 72 \\ - 34 \\ \hline 38 \end{array}$
$\begin{array}{r} 33 \\ + 37 \\ \hline 70 \end{array}$	$\begin{array}{r} 44 \\ + 28 \\ \hline 72 \end{array}$	$\begin{array}{r} 76 \\ - 13 \\ \hline 63 \end{array}$	$\begin{array}{r} 84 \\ + 9 \\ \hline 93 \end{array}$	$\begin{array}{r} 81 \\ - 68 \\ \hline 13 \end{array}$

Collective nouns name an entire group. In a sentence, collective nouns are treated the same as singular nouns such as **she** or **he**. In each sentence, circle a collective noun. Underline the verb.

- Our school collects cans and papers to recycle.
- The winning team shouts for joy!
- The audience cheers for each new act.
- The family has two sets of twins.
- My group is reading a book about Africa.

119 School Day Skills • Grade 2

Page 119

Name _____ Winter • Week 3, Day 4

Add three numbers together. Write numbers from the balloons in the blanks. Then, write the sums.

61 11 19 25 24 23 33 33 33

$\begin{array}{r} 61 \\ + 11 \\ + 19 \\ \hline 91 \end{array}$ $\begin{array}{r} 25 \\ + 24 \\ + 23 \\ \hline 72 \end{array}$ $\begin{array}{r} 33 \\ + 33 \\ + 33 \\ \hline 99 \end{array}$

Read all the sentences. Then, choose the best **verb** to complete each sentence.

tiptoed	walked	marched	trudged
---------	--------	---------	---------

- On Tuesday, we walked to the library.
- The farmer trudged through mud to get to the barn.
- We tiptoed past the sleeping baby's crib.
- The proud girl marched up to get her prize.

120 School Day Skills • Grade 2

Page 120

Name _____ Winter • Week 3, Day 4

Use a ruler to measure the logs to the nearest **centimeter**.

8 cm 14 cm 7 cm 16 cm

Write words that tell **who** or **when** to expand the sentences.

- Mary's little _____ is starting her first day _____ at school. **Answers will vary.**
- Aunt _____ is moving to Florida _____.
- It was almost _____ when _____ arrived at the party.

121 School Day Skills • Grade 2

Page 121

Name _____ Winter • Week 3, Day 5

Write the total amount for each group of coins.

25¢ 10¢ 5¢ 1¢

17 ¢ 51 ¢ 36 ¢ 47 ¢

$\begin{array}{|c|c|c|c|} \hline - & 1 & 0 & \\ \hline \end{array}$ $\begin{array}{|c|c|c|c|} \hline - & 1 & 0 & 0 \\ \hline \end{array}$

What is 10 less than the number?
 26, 16, 84, 74, 714, 704, 588, 578

What is 100 less than the number?
 247, 147, 987, 887, 325, 225, 411, 311

122 School Day Skills • Grade 2

Page 122

Name _____ Winter • Week 3, Day 5

Circle the misspelled word in each sentence. Write the correct spelling on the line.

- The best player won a trophy. best
- Blow out the candles and make a wish. wish
- The truck blew its horn. truck
- Watch the kite fly. fly

The words name different **parts of speech**. Use them to label the words in the sentence.

noun	verb	preposition	article	pronoun
------	------	-------------	---------	---------

My cow walks in the barn.
 pronoun noun verb preposition noun

123 School Day Skills • Grade 2

Page 123

Answer Key

Name _____ Winter • Week 4, Day 1

Read the meaning on each treasure chest. Write the matching word. Then, underline the **prefix** in each word.

disagree	input	redo	unable
----------	-------	------	--------

do again redo not able unable
not agree disagree put something in input

Color one **half** of each shape.

124 School Day Skills • Grade 2

Page 124

Name _____ Winter • Week 4, Day 1

Add or subtract.

$\begin{array}{r} 42 \\ -35 \\ \hline 7 \end{array}$	$\begin{array}{r} 92 \\ -53 \\ \hline 39 \end{array}$	$\begin{array}{r} 41 \\ +49 \\ \hline 90 \end{array}$	$\begin{array}{r} 73 \\ +19 \\ \hline 92 \end{array}$	$\begin{array}{r} 24 \\ -15 \\ \hline 9 \end{array}$
$\begin{array}{r} 83 \\ -56 \\ \hline 27 \end{array}$	$\begin{array}{r} 32 \\ +59 \\ \hline 91 \end{array}$	$\begin{array}{r} 63 \\ +17 \\ \hline 80 \end{array}$	$\begin{array}{r} 55 \\ -42 \\ \hline 13 \end{array}$	$\begin{array}{r} 69 \\ +13 \\ \hline 82 \end{array}$

Have is a special verb that does not follow the patterns you know. Its **past-tense form** does not end with **ed**. The past tense of **have** is **had**. Write **have** or **had** to complete the sentences.

- We have three cats at home.
- Bucky and Charlie have gray fur.
- When I was little, we had only one cat.
- I had to ask my parents for more!

125 School Day Skills • Grade 2

Page 125

Name _____ Winter • Week 4, Day 2

Combine the words to make a **compound word** to describe each picture.

shoe stool	lace box	cup foot	cake basket	mail bell	ball door
------------	----------	----------	-------------	-----------	-----------

shoelace cupcake doorbell
basketball mailbox footstool

Circle the group with an **odd** number of items.

126 School Day Skills • Grade 2

Page 126

Name _____ Winter • Week 4, Day 2

Find and correct three misspelled words in the letter. Write **commas** inside the boxes to complete the **greeting** and **closing**.

Dear Room 22, nic
Thank you for the ayce cards and drawings.
They cheered me up when I was sick. My
surgery went well. I will be back to school in two
weeks. I will be happy to see you all.
Your friend, Aggie

Solve the word problems.

- Group A wrote 16 words on the word wall. Group B wrote 24 words on the word wall. How many words were written in all? 40 words
- A bakery sold 78 cheese bagels and 53 plain bagels. How many more cheese bagels were sold? 25 bagels

127 School Day Skills • Grade 2

Page 127

Name _____ Winter • Week 4, Day 3

Read the play. Answer the questions.

Pip: Hey, Pep. What kind of turkey eats very fast?
Pep: Uh, I don't know.
Pip: A gobbler!
Pep: I have a good joke for you, Pip. What kind of burger does a polar bear eat?
Pip: Uh, a cold burger?
Pep: No, an iceberg-er!
Pip: Hey, that was a great joke!

1. Who are the characters in the play? Pip and Pep

2. What are the jokes about? animals and what they eat

3. What are the characters in the play doing? telling jokes

4. What does it mean to gobble your food? to eat quickly

5. What is an iceberg? a large piece of ice

128 School Day Skills • Grade 2

Page 128

Name _____ Winter • Week 4, Day 3

Write the total amount for each group of coins.

25¢ 25¢
 30¢ 25¢

100 - 100 = 0 100 - 100 = 0

What is 10 less than the number?
522 512 18 8 99 89 100 90

What is 100 less than the number?
100 0 399 299 802 702 664 564

129 School Day Skills • Grade 2

Page 129


Answer Key

Name _____ Winter • Week 4, Day 4

Add or subtract.

$\begin{array}{r} 21 \\ + 29 \\ \hline 50 \end{array}$	$\begin{array}{r} 30 \\ - 27 \\ \hline 3 \end{array}$	$\begin{array}{r} 47 \\ + 37 \\ \hline 84 \end{array}$	$\begin{array}{r} 80 \\ - 22 \\ \hline 58 \end{array}$	$\begin{array}{r} 92 \\ - 43 \\ \hline 49 \end{array}$
$\begin{array}{r} 72 \\ + 19 \\ \hline 91 \end{array}$	$\begin{array}{r} 58 \\ - 44 \\ \hline 14 \end{array}$	$\begin{array}{r} 41 \\ + 29 \\ \hline 70 \end{array}$	$\begin{array}{r} 22 \\ + 28 \\ \hline 50 \end{array}$	$\begin{array}{r} 64 \\ - 29 \\ \hline 35 \end{array}$

Circle two misspelled words in each sentence. Write the correct spellings on the lines.

- Are you going to share your cookie with me? 
- We planned a long time, but we still wur not ready. were
- My pens has not broken yet today. pencil broken
- We need to find the rite address. find right





















130 School Day Skills • Grade 2


Page 130

Name _____ Winter • Week 4, Day 4

Count the number of sunny days. Draw one sun in the box for every five sunny days in June. This kind of graph is called a **picture graph**.

Sunny Days in June

June				
				
				
				
				

 = 5 sunny days

Draw a line from each pair of words to the matching **contraction**.




I	am	can't
can	not	he's
he	is	I'm

131 School Day Skills • Grade 2





Page 131

Name _____ Winter • Week 4, Day 5

Add the three numbers shown on each flower. Write the sum in the center.

		
94	93	77

Write the total amount for each group of coins.


	30 ¢		25 ¢
	28 ¢		36 ¢

132 School Day Skills • Grade 2

Page 132

Name _____ Winter • Week 4, Day 5

Circle the correct **homophone** to complete each sentence. Write the word on the line.

- I am going to write a letter to my grandmother. right write 
- Draw a circle around the right answer. right write
- Wait an hour before going swimming. our hour
- This is our house. our hour
- He got a beet from his garden. beat beet

Rewrite each sentence, adding at least two **adjectives** to provide more information and details.



- The girl dropped her coat. Sentences will vary.
- The boy played with cars. _____
- The boy put books away. _____

133 School Day Skills • Grade 2



Page 133

Name _____ Winter • Week 5, Day 1

See is a special verb that does not follow the patterns you know. Its **past-tense form** does not end with **ed**. The past tense of **see** is **saw**. Write **see** or **saw** to complete the sentences.

- Last night, we saw the stars. 
- John can see the stars from his window. 
- Last week, he saw the Big Dipper.
- Can you see it in the night sky, too?

Circle the group with an **even** number of items.





	
---	---

134 School Day Skills • Grade 2

Page 134

Name _____ Winter • Week 5, Day 1

Read the meaning on each treasure chest. Write the matching word. Then, underline the **prefix** in each word.

	<u>replay</u>		<u>discover</u>
	<u>inside</u>		<u>unhappy</u>

Win the tic-tac-toe game by drawing an X through equations that are not true.

$\begin{array}{r} 51 \\ + 3 \\ \hline 73 \end{array}$	$\begin{array}{r} 45 \\ - 22 \\ \hline 23 \end{array}$	$\begin{array}{r} 72 \\ - 17 \\ \hline 55 \end{array}$
$\begin{array}{r} 21 \\ + 19 \\ \hline 40 \end{array}$	$\begin{array}{r} 82 \\ - 36 \\ \hline 53 \end{array}$	$\begin{array}{r} 39 \\ + 47 \\ \hline 86 \end{array}$
$\begin{array}{r} 73 \\ - 26 \\ \hline 47 \end{array}$	$\begin{array}{r} 53 \\ + 29 \\ \hline 82 \end{array}$	$\begin{array}{r} 75 \\ - 29 \\ \hline 50 \end{array}$

135 School Day Skills • Grade 2

Page 135

Answer Key

Name _____ Winter • Week 5, Day 2

Add or subtract.

$\begin{array}{r} 90 \\ -59 \\ \hline 31 \end{array}$	$\begin{array}{r} 42 \\ +18 \\ \hline 60 \end{array}$	$\begin{array}{r} 72 \\ -44 \\ \hline 28 \end{array}$	$\begin{array}{r} 60 \\ -36 \\ \hline 24 \end{array}$	$\begin{array}{r} 48 \\ +19 \\ \hline 67 \end{array}$
$\begin{array}{r} 82 \\ -53 \\ \hline 29 \end{array}$	$\begin{array}{r} 62 \\ +18 \\ \hline 80 \end{array}$	$\begin{array}{r} 13 \\ +37 \\ \hline 50 \end{array}$	$\begin{array}{r} 75 \\ -42 \\ \hline 33 \end{array}$	$\begin{array}{r} 22 \\ +58 \\ \hline 80 \end{array}$

Draw a line from each pair of words to the matching **contraction**.

we	will	won't
I	have	we'll
will	not	I've

School Day Skills • Grade 2

Page 136

Name _____ Winter • Week 5, Day 2

Write the missing amounts.

$10\text{¢} + \underline{5}\text{¢} = \underline{15}\text{¢}$

$\underline{10}\text{¢} + \underline{10}\text{¢} + \underline{1}\text{¢} = \underline{21}\text{¢}$

$\underline{10}\text{¢} + \underline{3}\text{¢} = \underline{13}\text{¢}$

Circle words that would best describe a thunderstorm.

sunny **soggy** calm **booming** **cloudy**

Circle words that would best describe a snow cone.

icy **fruity** steaming **drippy** meaty

Circle words that would best describe a bumblebee.

buzzing gigantic cuddly **flying** **striped**

School Day Skills • Grade 2

Page 137

Name _____ Winter • Week 5, Day 3

Combine words from the box to make a **compound word** to describe each picture.

rain shirt	fish book	light worm	sun bow	tail star
------------	-----------	------------	---------	-----------

rainbow shirttail starfish

bookworm sunlight

The words name different **parts of speech**. Use them to label the words in the sentence.

article	adjective	noun	verb
---------	-----------	------	------

The large dog was excited.

article adjective noun verb adjective

School Day Skills • Grade 2

Page 138

Name _____ Winter • Week 5, Day 3

Count by **fives**. Write the missing numbers.

255 260 265 270 275 280

Count by **tens**. Write the missing numbers.

694 704 714 724 734 744

Count by **hundreds**. Write the missing numbers.

399 499 599 699 799 899

Solve the word problems.

1. 82 people saw the movie. 37 people did not like it. How many people liked the movie? 45 people

2. The baby napped in the car for 29 minutes and at home for 49 minutes. How many minutes did the baby nap in all? 78 minutes

School Day Skills • Grade 2

Page 139

Name _____ Winter • Week 5, Day 4

Use a ruler to measure each item to the nearest **centimeter**. Answer the questions.

3 cm 7 cm

5 cm 10 cm

How much longer is the paintbrush than the crayon? 5 cm

How much longer is the paintbrush than the pencil? 3 cm

- 10 - 100

What is 10 less than the number?

36 26 10 0 892 882 70 60

What is 100 less than the number?

444 344 768 668 132 32 319 219

School Day Skills • Grade 2

Page 140

Name _____ Winter • Week 5, Day 4

Write the **part of speech** of each underlined word.

NOUN PRONOUN VERB ADJECTIVE ADVERB PREPOSITION

There are many different kinds of animals. Some animals live in the wild. Some animals live in the zoo. And still others live in homes. The animals that live in homes are called pets.

There are many types of pets. Some pets without fur are fish, turtles, snakes, and hermit crabs. Trained birds can fly around your house. Some furry animals are cats, dogs, rabbits, ferrets, gerbils, and hamsters. Some animals can successfully learn tricks that you teach them. Whatever your favorite animal is, animals can be special friends!

1. verb 5. preposition

2. adjective 6. pronoun

3. noun 7. adjective 9. pronoun

4. verb 8. adverb 10. adjective

School Day Skills • Grade 2

Page 141

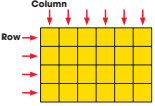
Answer Key

Name _____ Winter • Week 5, Day 5

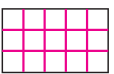
How many **columns** of four squares are in the rectangle? 6

How many **rows** of six squares are in the rectangle? 4

How many squares are in the rectangle? 24



Use columns and rows to divide the rectangle into 15 squares.



Choose the correct verb to complete each sentence. Write it in the blank.

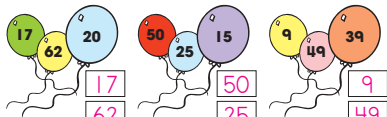
- My family eats together as often as we can.
(eat, eats)
- This group invents new games to play at recess.
(invent, invents)
- Our class loves our pet hamsters.
(love, loves)
- My team has two coaches.
(have, has)

142 School Day Skills • Grade 2

Page 142

Name _____ Winter • Week 5, Day 5

Add three numbers together. Write numbers from the balloons in the blanks. Then, write the sums.



$$\begin{array}{r} 17 \\ 62 \\ 20 \\ \hline 99 \end{array}$$

$$\begin{array}{r} 50 \\ 25 \\ 15 \\ \hline 90 \end{array}$$

$$\begin{array}{r} 9 \\ 49 \\ 39 \\ \hline 97 \end{array}$$

Write an **adjective** or an **adverb** on each line to describe the bold word.

adorable	Adjectives	many	best	excitedly	Adverbs	straight	pitifully
----------	------------	------	------	-----------	---------	----------	-----------

- Dad and I went straight to the back of the store.
- We saw many animal cages.
- The adorable puppies interested me most.
- One little beagle wiggled excitedly.
- He whined pitifully.
- A puppy would be the best present I could have.


143 School Day Skills • Grade 2

Page 143

Name _____ Winter • Week 6, Day 1

Write the correct **compound word** on the line. Then, use the numbered letters to solve the code.

sometimes everybody baseball	downtown maybe outside	girlfriend myself lunchbox	today
------------------------------------	------------------------------	----------------------------------	-------



- Opposite of **inside** o u t s i d e
- Another word for **me** m y s e l f
- A girl who is a friend g i r l f r i e n d
- Not yesterday or tomorrow, but... t o d a y
- All of the people e v e r y b o d y
- A sport b a s e b a l l
- The main part of a town d o w n t o w n
- Not always, just... s o m e t i m e s
- A box for carrying your lunch l u n c h b o x
- Perhaps or might m a y b e

W o n d e r f u l ! Y o u f o u n d t h e r i g h t s o l u t i o n !

144 School Day Skills • Grade 2

Page 144

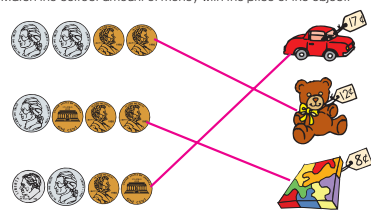
Name _____ Winter • Week 6, Day 1

Add numbers with three digits. First, add the **ones**. Next, add the **tens**. Then, add the **hundreds**. The first one is done for you.

hundreds	tens	ones	hundreds	tens	ones	hundreds	tens	ones
1	3	2	4	5	3	8	2	5
+ 6	5	2	+ 2	2	6	+ 1	1	1
7	8	4	6	7	9	9	3	6

hundreds	tens	ones	hundreds	tens	ones	hundreds	tens	ones
1	2	7	5	5	5	4	3	
+ 1	7	1	+ 2	3	4	+ 2	3	5
2	9	8	7	8	9	2	7	8

Match the correct amount of money with the price of the object.




145 School Day Skills • Grade 2

Page 145

Name _____ Winter • Week 6, Day 2


Write a word in each blank to answer the question and make the sentence tell more.




Mrs. _____ bought a sweater and two _____ What?
Who? _____ to pick up _____ What?
before leaving the _____ Where? _____ Who?
at _____ When? _____

Answers will vary.


Divide the shape into equal **thirds**.




Divide the shape into equal **halves**.



Divide the shape into equal **fourths**.



Color one **whole** shape.



146 School Day Skills • Grade 2

Page 146

Name _____ Winter • Week 6, Day 2


Add. First, add the **ones**. Next, add the **tens**. Then, add the **hundreds**.

hundreds	tens	ones	hundreds	tens	ones	hundreds	tens	ones
4	4	3	1	5	4	2	1	4
+ 3	2	6	+ 6	3	3	+ 4	3	5
7	6	9	7	8	7	6	4	9

hundreds	tens	ones	hundreds	tens	ones	hundreds	tens	ones
1	7	5	3	3	3	2	3	4
+ 1	2	4	+ 5	6	6	+ 1	2	3
1	9	9	8	9	9	3	5	7

Eat is a special verb that does not follow the patterns you know. Its **past-tense form** does not end with **ed**. The past tense of **eat** is **ate**. Write **eat** or **ate** to complete the sentences.

- We like to eat in the lunchroom.
- Last week, our teacher ate in a different room.
- Yesterday, we ate pizza, pears, and peas.
- Today, we will eat turkey and potatoes.



147 School Day Skills • Grade 2

Page 147

Answer Key

Winter • Week 6, Day 3

Subtract from numbers with three digits. First, subtract the **ones**. Next, subtract the **tens**. Then, subtract the **hundreds**.

hundreds	tens	ones	hundreds	tens	ones	hundreds	tens	ones
9	8	6	5	8	2	7	4	9
-5	3	2	-3	5	0	-2	2	7
4	5	4	2	3	2	5	2	2

hundreds	tens	ones	hundreds	tens	ones	hundreds	tens	ones
7	6	4	9	1	8	1	5	7
-7	4	1	-8	0	2	-	3	5
2	3	1	1	1	6	1	2	2

Circle the group with an **odd** number of items.

148 School Day Skills • Grade 2

Page 148

Winter • Week 6, Day 3

Circle the correct **homophone** to complete each sentence. Write the word on the line.

- Our football team beat that team.
- Go to the store and buy a loaf of bread.
- We will drive by our house.
- It will be trouble if the dog sees the cat.
- They sailed the seven seas.

Choose the correct verb to complete each sentence. Write it in the blank.

- Our family goes to the beach every summer.
- My sister's school serves delicious black bean chili.
- The baseball team has new uniforms.
- Mom's neighborhood group plans a parade every year.

149 School Day Skills • Grade 2

Page 149

Winter • Week 6, Day 4

Read the story. Answer the questions.

Sean really likes to play basketball. One sunny day, he decided to ask his friends to play basketball at the park, but there were six people—Sean, Aki, Lance, Kate, Zac, and Oralia. A basketball team only allows five to play at a time. So, Sean decided to be the coach. Sean and his friends had fun.

- How many kids wanted to play basketball? 6
- Write their names in ABC order:
Aki Kate Lance
Oralia Sean Zac
- How many players can play on a basketball team at a time? 5
- Where did they play basketball? at the park
- Who decided to be the coach? Sean

150 School Day Skills • Grade 2

Page 150

Winter • Week 6, Day 4

Subtract. First, subtract the **ones**. Next, subtract the **tens**. Then, subtract the **hundreds**.

hundreds	tens	ones	hundreds	tens	ones	hundreds	tens	ones
5	8	7	9	2	8	5	7	4
-3	2	0	-8	0	6	-3	5	0
2	6	7	1	2	2	2	2	4

hundreds	tens	ones	hundreds	tens	ones	hundreds	tens	ones
3	6	5	4	2	1	6	5	0
-3	4	2	-1	1	4	-2	3	0
2	3	3	1	2	3	3	2	0

Write the amount for each group of coins.

151 School Day Skills • Grade 2

Page 151

Winter • Week 6, Day 5

When the sum of **ones** is more than 10, regroup the **tens**. When the sum of tens is more than 100, regroup the **hundreds**. Follow the example. Trace the numbers for each step.

Step 1: Add the ones. Step 2: Add the tens. Step 3: Add the hundreds.

hundreds	tens	ones	hundreds	tens	ones	hundreds	tens	ones
3	4	8	3	4	8	3	4	8
+4	4	4	+4	4	4	+4	4	4
	2		9	2		7	9	2

Write the value of the underlined digit. The first three are done for you.

258 <u>50</u>	875 <u>800</u>	470 <u>0</u>
305 <u>300</u>	58 <u>50</u>	562 <u>60</u>
699 <u>9</u>	325 <u>20</u>	989 <u>900</u>

152 School Day Skills • Grade 2

Page 152

Winter • Week 6, Day 5

Write the **contraction** for each pair of words. Use an **apostrophe** (') to replace the letters you leave out.

- you are you're
- she is she's
- does not doesn't
- we have we've
- do not don't
- has not hasn't
- would not wouldn't
- did not didn't

Circle the **suffix** in each word. The first one is done for you.

fluff <u>y</u>	peace <u>ful</u>	care <u>less</u>
rain <u>y</u>	though <u>ful</u>	like <u>able</u>
blame <u>less</u>	enjoy <u>able</u>	help <u>ful</u>

Write a word with a suffix to match each meaning.

full of hope <u>hopeful</u>	having rain <u>rainy</u>
without hope <u>hopeless</u>	able to break <u>breakable</u>
without power <u>powerless</u>	full of cheer <u>cheerful</u>

153 School Day Skills • Grade 2

Page 153







Answer Key



Name _____ Winter • Week 7, Day 1

Rewrite each sentence, rearranging the words to make each telling sentence, or **statement**, into a **question** and each question into a statement. The first one is done for you.

- Ellen is getting the gear together.
Is Ellen getting the gear together?
- James is packing the car trunk.
Is James packing the car trunk?
- Will it be dark when we arrive at the lake?
It will be dark when we arrive at the lake.
- Joey's job is to put up the tent.
Is Joey's job to put up the tent?
- Will we sit around the fire and tell stories?
We will sit around the fire and tell stories.

Write the value of the quarter. Then, add the value of the dimes, nickels, and pennies.

					
<u>25</u> ¢	<u>35</u> ¢	<u>45</u> ¢	<u>50</u> ¢	<u>55</u> ¢	<u>56</u> ¢

	
<u>57</u> ¢	<u>58</u> ¢
Total	

154 School Day Skills • Grade 2

Page 154

Name _____ Winter • Week 7, Day 1

Add. Regroup as needed.

hundreds	tens	ones	hundreds	tens	ones	hundreds	tens	ones
4	1	8	4	7	1	3	3	4
+ 3	2	3	+ 3	1	9	+ 5	2	8
<u>7</u>	<u>4</u>	<u>1</u>	<u>7</u>	<u>9</u>	<u>0</u>	<u>8</u>	<u>6</u>	<u>2</u>

hundreds	tens	ones	hundreds	tens	ones	hundreds	tens	ones
6	5	9	7	3	6	4	2	6
+ 1	2	7	+ 1	4	5	+ 1	6	5
<u>7</u>	<u>8</u>	<u>6</u>	<u>8</u>	<u>8</u>	<u>1</u>	<u>5</u>	<u>9</u>	<u>1</u>

Read all the sentences. Then, choose the best **adjective** to complete each sentence.

warm	toasty	hot	scorching
------	--------	-----	-----------

- Let's get inside where it is warm.
- We like to swim on hot days.
- Would you like a toasty cheese sandwich?
- The scorching fire burnt two buildings.

155 School Day Skills • Grade 2

Page 155

Name _____ Winter • Week 7, Day 2

When there are not enough **ones** to subtract from, regroup the **tens**. When there are not enough **tens** to subtract from, regroup the **hundreds**. **Subtract**. Follow the example.

- Subtract ones. Ask: Do I need to regroup?
$$\begin{array}{r} 628 \\ - 449 \\ \hline \end{array}$$
 1 ten = 10 ones
- Subtract tens. Ask: Do I need to regroup?
$$\begin{array}{r} 528 \\ - 449 \\ \hline \end{array}$$
 1 hundred = 10 tens
- Subtract hundreds.
$$\begin{array}{r} 528 \\ - 449 \\ \hline \end{array}$$

hundreds	tens	ones	hundreds	tens	ones	hundreds	tens	ones
<u>3</u>	<u>4</u>	<u>2</u>	<u>1</u>	<u>4</u>	<u>8</u>	<u>7</u>	<u>8</u>	<u>12</u>
- 3	6	8	- 5	6	9	- 5	9	9
<u>6</u>	<u>7</u>	<u>1</u>	<u>7</u>	<u>9</u>	<u>2</u>	<u>4</u>	<u>3</u>	<u>2</u>

Write the value of the underlined digit. The first one is done for you.

3 <u>4</u> 300	555 <u>5</u>	68 <u>60</u>
2 <u>6</u> 8	555 <u>500</u>	861 <u>1</u>
<u>1</u> 90	555 <u>50</u>	404 <u>0</u>

156 School Day Skills • Grade 2

Page 156

Name _____ Winter • Week 7, Day 2

Make the words at the end of each line into a **contraction** to complete the sentence.

- He didn't know the answer. **did not**
- It's a long way home. **It is**
- Here's my house. **Here is**
- We're not going to school today. **We are**
- They'll take the bus home tomorrow. **They will**

Leave is a special verb that does not follow the patterns you know. Its **past-tense form** does not end with **ed**. The past tense of **leave** is **left**. Write **leave** or **left** to complete the sentences.

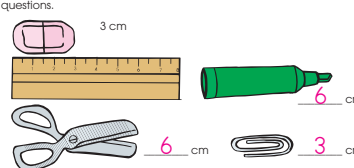
- Last winter, we left seeds in the bird feeder every day.
- My mother likes to leave food out for the squirrels.
- When it snows, we leave bread for the birds.
- Yesterday, Mom left popcorn for the animals.

157 School Day Skills • Grade 2

Page 157

Name _____ Winter • Week 7, Day 3

Use a ruler to measure each item to the nearest **centimeter**. Answer the questions.



How much shorter is the paper clip than the scissors? 3 cm
How much longer is the marker than the eraser? 3 cm

Write each word that includes a **suffix** beside its meaning. Then, use the numbered letters to find the missing word.

- In a safe way safely
- full of cheer cheerful
- full of peace peaceful
- state of being amazed amazed
- state of being excited excitement
- without speech speechless

You are now on your way to becoming a master of suffixes!

158 School Day Skills • Grade 2

Page 158

Name _____ Winter • Week 7, Day 3

Subtract by regrouping. Follow the example.

hundreds	tens	ones
4	5	12
- 2	8	2
2	0	9

$\begin{array}{r} 423 \\ - 144 \\ \hline 279 \end{array}$	$\begin{array}{r} 562 \\ - 349 \\ \hline 213 \end{array}$	$\begin{array}{r} 478 \\ - 239 \\ \hline 239 \end{array}$	$\begin{array}{r} 651 \\ - 333 \\ \hline 318 \end{array}$
---	---	---	---

Find and correct three misspelled words in the letter. Write **commas** inside the boxes to complete the **greeting** and **closing**.

Dear Principal Baylor,

Please come to our class art show on Friday after lunch. You will see paintings, drawings, and sculptures. You will be amazed at what we have made. We hope you can come.

Sincerely,
Room 38

159 School Day Skills • Grade 2

Page 159

Answer Key

Winter • Week 7, Day 4

Find the sum of the numbers on the trains. Regroup as needed.

$$\begin{array}{r} 19 \\ 42 \\ + 65 \\ \hline 126 \end{array}$$

$$\begin{array}{r} 50 \\ 88 \\ + 14 \\ \hline 152 \end{array}$$

Write the value of the underlined digit. The first one is done for you.

888 800 250 50 458 50
 221 1 690 600 600 600
 69 9 820 0 212 10

160 School Day Skills • Grade 2

Page 160

Winter • Week 7, Day 4

Read all the sentences. Then, choose the best **verb** to complete each sentence.

whispered stated boasted exclaimed

- My uncle boasted about his new car.
- During the concert, I whispered to my sister.
- Ms. Hu stated that the field trip will be on Friday.
- The kids exclaimed when they heard the ice cream truck.

Circle two misspelled words in each sentence. Write the correct spellings on the lines.

- You hav stired the soup too much.
have stirred
- We tried to be as neat as possible.
tried neat
- She cannot see in the darknes.
see darkness
- Way for us to join you!
Wait join

161 School Day Skills • Grade 2

Page 161

Winter • Week 7, Day 5

Connect the dots to make each shape. Not all dots will be used.

a 3-sided shape a different 3-sided shape a 4-sided shape

Shapes will vary.

a different 4-sided shape a 5-sided shape a 6-sided shape

Look at the **bold** verb in the first sentence. Write the correct form of the same present-tense verb to match the **collective noun** in the second sentence.

- We **cheer** for every batter.
 Our team cheers loudly.
- Bruno and Sari **wait** for the play to begin.
 The whole audience waits patiently.
- My sisters **play** hide-and-seek well.
 Our family plays together often.
- The students in this class **have** gym in the afternoon.
 Our class has a great time during gym!

162 School Day Skills • Grade 2

Page 162

Winter • Week 7, Day 5

Add by **regrouping**. Follow the example.

Step 1: Add the ones.
 Step 2: Add the tens.
 Step 3: Add the hundreds.

hundreds	tens	ones
3	1	8
+ 4	5	4
8	0	2

$$\begin{array}{r} 348 \\ + 214 \\ \hline 562 \end{array}$$

$$\begin{array}{r} 172 \\ + 418 \\ \hline 590 \end{array}$$

$$\begin{array}{r} 575 \\ + 329 \\ \hline 904 \end{array}$$

$$\begin{array}{r} 623 \\ + 268 \\ \hline 891 \end{array}$$

Write a word in each blank to match the **part of speech** shown.

I went for a (noun). I found a really big (noun).
 It was so (adjective) that I (verb) all the way home. I put it in my (noun). To my amazement, it began to (verb). I (past-tense verb) it took it to my (noun). I showed it to all my (plural noun).

163 School Day Skills • Grade 2

Page 163

Winter • Week 8, Day 1

What is 10 less than the number? What is 10 more than the number?

453, 463, 473 6, 16, 26
289, 299, 309 44, 54, 64

What is 100 less than the number? What is 100 more than the number?

190, 290, 390 460, 560, 660
689, 789, 889 3, 103, 203

Some special verbs do not follow the patterns you know. Their **past-tense forms** do not end with **ed**. Write the past-tense form of each verb. The first one is done for you.

Present	Past
hear, hears	heard
draw, draws	<u>drew</u>
do, does	<u>did</u>
give, gives	<u>gave</u>
sell, sells	<u>sold</u>

164 School Day Skills • Grade 2

Page 164

Winter • Week 8, Day 1

Use the **compound words** to answer the questions.

fireplace	blueberry	classroom
pippen	bookcase	beehive

- a case for books? bookcase
- a berry that is blue? blueberry
- a hive for bees? beehive
- a place for fires? fireplace
- a pen for pigs? pippen
- a room for a class? classroom

Match the amount in each purse to a price tag.

165 School Day Skills • Grade 2

Page 165

Answer Key

Name _____ Winter • Week 8, Day 2

Subtract. Regroup as needed. Draw a line to the kite with the correct answer. Color the kites.

347 - 218 <u>129</u>	144 - 135 <u>9</u>	963 - 748 <u>215</u>	762 - 553 <u>209</u>	287 - 179 <u>108</u>	427 - 398 <u>29</u>
----------------------------	--------------------------	----------------------------	----------------------------	----------------------------	---------------------------

Write each number in **expanded form**. The first one is done for you.

Hundreds	Tens	Ones
4	3	0
400	30	0
430 = 400 + 30 + 0		

1. 547 = 500 + 40 + 7
 2. 222 = 200 + 20 + 2
 3. 956 = 900 + 50 + 6
 4. 563 = 500 + 60 + 3

166 School Day Skills • Grade 2

Page 166

Name _____ Winter • Week 8, Day 2

Read the story. Answer the questions.

Ants are insects. Ants live in many parts of the world and make their homes in soil, sand, wood, and leaves. Most ants live for about 6 to 10 weeks. But the queen ant, who lays the eggs, can live for up to 15 years! The largest ant is the bulldog ant. This ant can grow to be 5 inches long, and it eats meat! The bulldog ant can be found in Australia.

1. Where do ants make their homes? in soil, sand, wood, and leaves
 2. How long can a queen ant live? up to 15 years
 3. What is the largest ant? the bulldog ant
 4. What does it eat? meat

167 School Day Skills • Grade 2

Page 167

Name _____ Winter • Week 8, Day 3

Combine **root words** on the eggs with **suffixes** on the baskets. Write the new words on the lines.

ly	ment	ness
friendly	excitement	kindness
safely	amazement	sickness

amaze excite friend kind safe sick

Solve the word problems.

1. The library loaned 56 books in the morning, 82 books in the afternoon, and 99 books in the evening. How many books did the library loan in all that day? 237 books

2. A website had 16 visitors with ages under 12, 49 visitors with ages 13 to 25, and 38 visitors with ages 26 and older. How many visitors did the website have in all? 103 visitors

168 School Day Skills • Grade 2

Page 168

Name _____ Winter • Week 8, Day 3

Use the **bar graph** to answer the questions.

Favorite Fruits

1. Which was the favorite fruit? apple
 2. Which was the least favorite fruit? pear
 3. How many more people picked bananas than pears? 4
 4. How many fewer people chose pears than grapes? 1
 5. Which fruit was chosen by 6 people? orange

169 School Day Skills • Grade 2

Page 169

Name _____ Winter • Week 8, Day 4

Add by regrouping. Follow the example.

Add the ones. Regroup.	Add the tens. Regroup.	Add the hundreds.
$\begin{array}{r} 156 \\ + 267 \\ \hline 3 \end{array}$	$\begin{array}{r} 156 \\ + 6 \\ \hline 12 \end{array}$	$\begin{array}{r} 156 \\ + 267 \\ \hline 423 \end{array}$

$$\begin{array}{r} 162 \\ + 349 \\ \hline 511 \end{array}$$

$$\begin{array}{r} 273 \\ + 198 \\ \hline 471 \end{array}$$

$$\begin{array}{r} 655 \\ + 297 \\ \hline 952 \end{array}$$

$$\begin{array}{r} 783 \\ + 148 \\ \hline 931 \end{array}$$

Divide the rectangle into eight **columns** and three **rows**.

How many squares are in the rectangle? 24

Divide the rectangle into four **columns** and two **rows**.

How many squares are in the rectangle? 8

170 School Day Skills • Grade 2

Page 170

Name _____ Winter • Week 8, Day 4

Write a **contraction** that combines the words on each set of balloons.

do not → don't that is → that's I am → I'm can not → can't

Circle six misspelled words in the story. Write the correct spellings on the lines.

One day, Peter and I were sitting on a bench at the park. A police woman came and sat in the empty space beside us. "Have you seen a little dog with thick black fur?" she asked. She was very goatle. Remember that dog?" I asked Peter. "He was just here!" Peter nodded. He was too chic to say sneething.

police space
thick polite
shy anything

171 School Day Skills • Grade 2

Page 171

Answer Key

Name _____ Winter • Week 8, Day 5

Write the letter of the best definition for each **homophone**.

<u>F</u> 1. bare	A. water droplets
<u>C</u> 2. bear	B. a body part used to smell
<u>A</u> 3. dew	C. a large furry animal with a short tail
<u>D</u> 4. due	D. something that is owed
<u>B</u> 5. nose	E. understands; to be certain of something
<u>E</u> 6. knows	F. naked; without any covering

Expand each sentence by adding words to explain why the event might have happened.

She hugged me because _____
Sentences will vary.

We planned to go to the zoo because _____


We clapped loudly because _____

172 School Day Skills • Grade 2


Page 172

Name _____ Winter • Week 8, Day 5

Find the sum of the numbers on the trains. Regroup as needed.



$$\begin{array}{r} 44 \\ 79 \\ + 38 \\ \hline 161 \end{array}$$



$$\begin{array}{r} 9 \\ 27 \\ + 65 \\ \hline 101 \end{array}$$

Write each number in **expanded form**. The first one is done for you.





- $300 + 30 + 3 = 333$
- $500 + 0 + 9 = 509$
- $800 + 20 + 6 = 826$
- $700 + 40 + 0 = 740$

173 School Day Skills • Grade 2

Page 173

Name _____ Winter • Week 9, Day 1

Use a ruler to measure each object to the nearest **centimeter**. Answer the question.

5 cm 4 cm 7 cm 2 cm

The longest object is 5 centimeters longer than the shortest object.

Find and correct three misspelled words in the letter. Write **commas** inside the boxes to complete the **greeting** and **closing**.

Dear Yumtime Bakery,

Thank you for the tour of your bakery. It was interesting to see how cookies and pies are made. My favorite part was watching the cake decorating. The cupcakes you gave us were delicious!


Best Wishes,
Tori Gonzales

174 School Day Skills • Grade 2


Page 174


Name _____ Winter • Week 9, Day 1

Combine **root words** on the eggs with **suffixes** on the baskets. Write the new words on the lines.

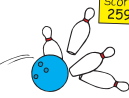


speech cheer teach sleeve paint peace





Subtract by regrouping. Circle the % that appear in the **ones** place.

$$\begin{array}{r} 480 \\ - 221 \\ \hline 259 \end{array}$$


$$\begin{array}{r} 765 \\ - 326 \\ \hline 439 \end{array}$$

$$\begin{array}{r} 584 \\ - 435 \\ \hline 149 \end{array}$$

$$\begin{array}{r} 693 \\ - 314 \\ \hline 379 \end{array}$$

$$\begin{array}{r} 921 \\ - 362 \\ \hline 559 \end{array}$$

$$\begin{array}{r} 128 \\ - 109 \\ \hline 19 \end{array}$$

175 School Day Skills • Grade 2

Page 175

Name _____ Winter • Week 9, Day 2

Combine each pair of sentences into one sentence. Choose the important word or words from the second sentence. Then, add them to the first sentence at the arrow.

- I have a new skateboard. It is purple and black.
I have a new purple and black skateboard.
- I am writing a letter to my cousin. It is a thank you letter.
I am writing a thank you letter to my cousin.
- I must study for my test. My test is in science.
I must study for my science test.

The words name different **parts of speech**. Use them to label the words in the sentence.

adjective verb preposition article noun

Red flowers grow in the garden.

adjective noun verb preposition article noun

176 School Day Skills • Grade 2

Page 176

Name _____ Winter • Week 9, Day 2

- 100 **+** 100

What is 10 less than the number? What is 10 more than the number?

90, 10, 29 712, 722, 732

58, 68, 78 446, 456, 466

- 1000 **+** 1000

What is 100 less than the number? What is 100 more than the number?

11, 111, 211 558, 658, 758

333, 433, 533 287, 387, 487

Write the numbers that are:

next	one less	one greater
23, <u>24</u> , <u>25</u>	<u>15</u> , 16	6, <u>7</u>
674, <u>675</u> , <u>676</u>	<u>246</u> , 247	125, <u>126</u>
227, <u>228</u> , <u>229</u>	<u>549</u> , 550	499, <u>500</u>
199, <u>200</u> , <u>201</u>	<u>332</u> , 333	750, <u>751</u>
329, <u>330</u> , <u>331</u>	<u>861</u> , 862	933, <u>934</u>

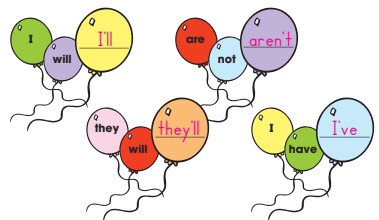
177 School Day Skills • Grade 2

Page 177

Answer Key

Name _____ Winter • Week 9, Day 3

Write a **contraction** that combines the words on each set of balloons.



Use the **compound words** to answer the questions.

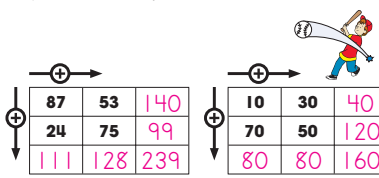
freetop newspaper	dishpan broomstick	sunburn sailboat
1. a pan for dishes?	dishpan	
2. a boat to sail?	sailboat	
3. a paper for news?	newspaper	
4. a burn from the sun?	sunburn	
5. the top of a tree?	freetop	
6. a stick for a broom?	broomstick	

178 School Day Skills • Grade 2


Page 178

Name _____ Winter • Week 9, Day 3

Complete each addition square.



Find a die or a square block. Can you count six faces on the cube? Trace the lines that make up the **cube**. Then, copy the shape to draw a cube on your own.



179 School Day Skills • Grade 2

Page 179

Name _____ Winter • Week 9, Day 4

Write each number in **expanded form**. The first one is done for you.

- $152 = 100 + 50 + 2$
- $750 = 700 + 50 + 0$
- $249 = 200 + 40 + 9$
- $900 = 900 + 0 + 0$

Solve the word problems.

- A shop sold 62 scoops of vanilla ice cream, 48 scoops of chocolate ice cream, and 39 scoops of banana ice cream. How many scoops did the shop sell in all? 149 scoops
- Ian bought a clamp for 49¢, wire for 86¢, and a switch for 72¢. How many cents did he spend in all? 207 cents


180 School Day Skills • Grade 2

Page 180

Name _____ Winter • Week 9, Day 4

Read the directions for making clay. Answer the questions.

It is fun to work with clay. Here is what you need to make it:



- 1 cup salt
- 2 cups flour
- $\frac{3}{4}$ cup water

Mix the salt and flour. Then, add the water. DO NOT eat the clay. It tastes bad. Use your hands to mix and mix. Now, roll it out. What can you make with your clay?


- Circle the main idea:
Do not eat clay.
Mix salt, flour, and water to make clay.
- Write the steps for making clay.
 - Mix the salt and flour.
 - Add the water.
 - Mix the clay.
 - Roll it out.
- Write why you should not eat clay.
It tastes bad.

181 School Day Skills • Grade 2

Page 181

Name _____ Winter • Week 9, Day 5

Draw the coins you would use to buy each item at the bake sale.



Some special verbs do not follow the patterns you know. Their **past-tense forms** do not end with **ed**. Write the past-tense form of each verb. The first one is done for you.

Present	Past
came, comes	came
fly, flies	flew
build, builds	b
know, knows	e w
bring, brings	b

182 School Day Skills • Grade 2

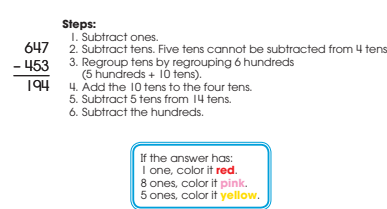
Page 182

Name _____ Winter • Week 9, Day 5


Subtract. Follow the example. Then, use the code to color the flowers.

Steps:

- Subtract ones.
- Subtract tens. Five tens cannot be subtracted from 4 tens.
- Regroup tens by regrouping 6 hundreds (5 hundreds + 10 tens).
- Add the 10 tens to the four tens.
- Subtract 5 tens from 14 tens.
- Subtract the hundreds.



If the answer has:
1 one, color it **red**.
8 ones, color it **pink**.
5 ones, color it **yellow**.



183 School Day Skills • Grade 2

Page 183

Answer Key


Name _____ Spring • Week 1, Day 1

Read each **suffix** and its meaning. Then, write a word you know that uses the suffix. The first one is done for you.

Suffix	Meaning	
er	someone who	painter
ful	full of	Words
less	without	will
ed	happened in the past	vary.
ly	like	

Add. Color the boxes with 5 in the sum to help the dog find its way home.

658 + 293 951	768 + 54 822	29 + 572 601	317 + 74 391	259 + 47 306
189 + 91 280	495 + 26 521	194 + 63 257		
215 + 276 491	270 + 160 430	168 + 429 597		



184 School Day Skills • Grade 2

Page 184

Name _____ Spring • Week 1, Day 1

Write each number in **expanded form**. The first one is done for you.


Hundreds	Tens	Ones
6	2	4
600	20	4

624 = 600 + 20 + 4

- 815 = 800 + 10 + 5
- 549 = 500 + 40 + 9
- 626 = 600 + 20 + 6
- 108 = 100 + 0 + 8

Read the sentences. Circle the **nouns**. Draw a box around the **verbs**. Underline the **adjectives**.

- The children saw a black cloud in the sky.
- Rain fell from the enormous black cloud.
- Lightning flashed and thunder crashed.
- The air made puddles on the ground.
- Moving cars splashed water.
- The children raced into the house.



185 School Day Skills • Grade 2

Page 185

Name _____ Spring • Week 1, Day 2

Use the **picture dictionary** to answer the questions.

baby A very young child.	band A group of people who play music.	bank A place where money is kept.
bark The sound a dog makes.	berry A small, juicy fruit.	board A flat piece of wood.

- What is a small, juicy fruit? a berry
- What is a group of people who play music? a band
- What is the name for a very young child? a baby
- What is a flat piece of wood called? a board

Solve the word problems.


- Mike has 40 cents. Lynette has 23 cents. How much more money does Lynette need to have as much money as Mike? 17 c
- If she had the same amount as Mike, how much money would they have altogether? 80 c
- Does Mike have enough money to buy a ball for 50¢? no
- Count to 12. Now, count back 3, up 2, back 8, and up 4. What number do you have now? 7

186 School Day Skills • Grade 2

Page 186

Name _____ Spring • Week 1, Day 2

Subtract to take a ride around the wheel.



187 School Day Skills • Grade 2

Page 187

Name _____ Spring • Week 1, Day 3

Solve mentally. Write the answers quickly.

159 - 10 149	862 + 100 962	624 - 100 524	18 + 10 28	248 - 10 238
752 + 10 762	98 + 100 198	475 - 100 375	69 - 10 59	861 + 10 871

One dollar equals 100 cents. It is written \$1.00.

Count the money and write the amounts.

100¢	100¢
25¢	55¢


188 School Day Skills • Grade 2

Page 188

Name _____ Spring • Week 1, Day 3

Read how to make a pencil holder. Then, follow the instructions.

You can use "junk" to make a pencil holder! First, you need a clean can with one end removed. Make sure there are no sharp edges. Then, you need glue, scissors, and paper. Find colorful paper such as wrapping paper, wallpaper, or construction paper. Cut the paper to fit the can. Glue the paper around the can. Decorate your can with glitter, buttons, and stickers. Then, put your pencils inside!



Write **first, second, third, fourth, fifth, sixth, and seventh** to put the steps in order.

second	Make sure there are no sharp edges.
third	Get glue, scissors, and paper.
fourth	Cut the paper to fit the can.
fifth	Put your pencils in the can!
sixth	Glue colorful paper to the can.
seventh	Remove one end of a clean can.
first	Decorate the can with glitter and stickers.

189 School Day Skills • Grade 2

Page 189

Answer Key

Name _____ Spring • Week 1, Day 4

Help the frog hop home. If you can add **ed** or **ing** to a word, color the lily pad **green**.

This is certainly a frog of action. All the words it hopped on are... **verbs**

190 School Day Skills • Grade 2

Page 190

Name _____ Spring • Week 1, Day 4

Synonyms are words with similar meanings. Write a synonym for each word on a flowerpot.

Fill in the chart to show each number in **expanded form**.

Hundreds	Tens	Ones	Number
500	+ 20	+ 4	= 524
300	+ 60	+ 6	= 366
300	+ 90	+ 9	= 399
500	+ 70	+ 8	= 578

191 School Day Skills • Grade 2

Page 191

Name _____ Spring • Week 1, Day 5

Color the boxes with **even** numbers.

1	2	3	4	5
6	7	8	9	10
11	12	13	14	15
16	17	18	19	20

A **quadrilateral** is a shape with four sides. Color the quadrilaterals to match the key.

192 School Day Skills • Grade 2

Page 192

Name _____ Spring • Week 1, Day 5

The **subject** of a sentence tells who or what does something. It contains at least one noun. Underline the subject of each sentence. The first one is done for you.

1. Some people like crocodile steak.
2. The meat tastes like fish.
3. Australians eat kangaroo meat.
4. Kangaroo meat tastes like beef.
5. People in the Southwest eat rattlesnake meat.
6. Snails make a delicious treat for some people.
7. Some Africans think roasted termites are tasty.
8. Bird's nest soup is a famous Chinese dish.
9. People in Florida serve alligator meat.
10. Almost everyone treats themselves with ice cream.

193 School Day Skills • Grade 2

Page 193

Name _____ Spring • Week 2, Day 1

Solve the problems to make the windows squeaky clean.

194 School Day Skills • Grade 2

Page 194

Name _____ Spring • Week 2, Day 1

Every **sentence** must have at least two things: a **noun** that tells who or what is doing something and a **verb** that tells what the noun is doing. Add a noun or a verb to make a sentence. Write the sentence on the line with correct capitalization and punctuation.

1. brushes her dog every day
2. at the beach, we
3. reads books with me
4. In the morning, our class

Circle a misspelled word in each sentence. Write the correct spelling on the line.

1. Which team do you thick will win the game? **think**
2. The dentist filled the cavity in her toth. **tooth**
3. We will boff ride on the train. **both**
4. A baby kangaroo is about one itch long when it is born. **inch**
5. There is an apple for each person. **each**

195 School Day Skills • Grade 2

Page 195

Answer Key

Name _____ Spring • Week 2, Day 2

Circle the correct **verb** to complete each sentence.

- Scientists will try to **find** (find) the cure.
- Eric (brings **brought**) his lunch to school yesterday.
- Every day, Latasha (**sings** sang) all the way home.
- Jason (breaks **broke**) the vase last night.
- The ice had (freezes **frozen**) in the tray.

Fill in the chart to show each number in **expanded form**.

Hundreds	Tens	Ones	Number
600	+ 40	+ 9	= 649
800	+ 0	+ 8	= 808
300	+ 90	+ 0	= 390
600	+ 40	+ 7	= 647

196 School Day Skills • Grade 2

Page 196

Name _____ Spring • Week 2, Day 2

Read each **suffix** and its meaning. Then, write a word you know that uses the suffix. The first one is done for you.

Suffix	Meaning	
s	more than one	birds
able	able to do	
ness	being like	Answers will vary.
ment	act or quality of	
en	made of	

Subtract. Color boxes with 3 in the answer to find a path to the cabin.

377 - 34 = 343
860 - 184 = 676
697 - 31 = 666
782 - 368 = 414
441 - 38 = 403
426 - 73 = 353
407 - 56 = 351
356 - 24 = 332
159 - 99 = 60
326 - 63 = 263
688 - 199 = 489

School Day Skills • Grade 2 197

Page 197

Name _____ Spring • Week 2, Day 3

Read the **number names**. Write the numbers.

one hundred nineteen	119
four hundred thirty-four	434
nine hundred thirty	930
sixty-six	66
five hundred twenty-eight	528
nine	9
seventy-two	72
three hundred fifty-seven	357

One dollar equals 100 cents. It is written \$1.00.

Count the money and write the amounts.

\$1.36 \$1.21 \$1.29 \$1.21

198 School Day Skills • Grade 2

Page 198

Name _____ Spring • Week 2, Day 3

Use the **picture dictionary** to answer the questions.

safe A metal box.	sea A body of water.	seed The beginning of a plant.
sheep An animal that has wool.	skate A shoe with wheels or a blade on it.	snowstorm A time when much snow falls.
squirrel A small animal with a bushy tail.	stone A small rock.	store A place where items are sold.

- What kind of animal has wool? **a sheep**
- What do you call a shoe with wheels on it? **a skate**
- When a lot of snow falls, what is it called? **a snowstorm**
- What is a small animal with a bushy tail? **a squirrel**
- What is a place where items are sold? **a store**
- When a plant starts, what is it called? **a seed**

School Day Skills • Grade 2 199

Page 199

Name _____ Spring • Week 2, Day 4

Color the boxes with **odd** numbers.

1	2	3	4	5
6	7	8	9	10
11	12	13	14	15
16	17	18	19	20

Every **sentence** must have at least two things: a **noun** that tells who or what is doing something and a **verb** that tells what the noun is doing. Add a noun or a verb to make a sentence. Write the sentence on the line with correct capitalization and punctuation.

- the crowd at the beach
- cost too much
- kangaroos and their babies
- was too thick to chew

Sentences will vary.

200 School Day Skills • Grade 2

Page 200

Name _____ Spring • Week 2, Day 4

Synonyms are words with similar meanings. Write a synonym for each word on a flowerpot.

hard	tired	sleepy
dirt	close	soil
put	whisper	dirt
near	place	difficult
close	put	hard

Solve the word problems.

- A clown started the day with 200 balloons. She gave away 128. Some broke. At the end of the day, she had 18 balloons left. How many balloons broke? **54** balloons
- At a game booth, prizes were given for scoring 500 points in 3 tries. Serena scored 178 points on her first try, 149 points on her second try, and 233 points on her third try. Did Serena win a prize? **yes**


201 School Day Skills • Grade 2

Page 201

Answer Key

Name _____ Spring • Week 2, Day 5

Insects are easy to tell apart from other animals. Adult insects have three body parts and six legs. The first body part is the **head**. On the head are the mouth, eyes, and antennae. The second body part is the **thorax**. On it are the legs and wings. The third part is the **abdomen**. On it are small openings for breathing.



Color the body parts of the insect above.
head — **red**, thorax — **yellow**, abdomen — **blue**

Draw an insect below. Make your insect one-of-a-kind. Be sure it has the correct number of body parts, legs, wings, and antennae. Fill in the information below.

Drawings
will vary.

Insect's name: _____ Warning: _____
Length: _____
Where found: Information will vary.
Food: _____

202 School Day Skills • Grade 2

Page 202

Name _____ Spring • Week 2, Day 5

Add the numbers in the corners of each box. Write the sum in the center.


37	74
246	
53	82

22	13
78	
31	12

89	44
196	
35	28

56	72
232	
43	61

There are 4 rows of 4 mice.
There are 4 columns of 4 mice.
There are 16 mice altogether.
 $8 + \underline{8} = 16$



203 School Day Skills • Grade 2

Page 203

Name _____ Spring • Week 3, Day 1

Complete the addition squares.

27	54	81
63	12	75
90	66	156

35	46	81
73	94	167
108	140	248

Circle a misspelled word in each sentence. Write the correct spelling on the line.

- Theo had to chan his clothes after he fell in the mud. change
- What is that fun ring under the table? thing
- A star soccer player will feech us how to kick the ball. teach
- She wrote a letter to thank her grandmother for the gift. thank
- Mom helped the lost clide find his mother. child

204 School Day Skills • Grade 2

Page 204

Name _____ Spring • Week 3, Day 1

The pronouns **I**, **you**, **he**, **she**, **it**, **we**, and **they** are used in the **subject** of a sentence. They tell who or what is doing something. Rewrite the sentences, replacing the underlined words with subject pronouns.

- Tommy hiked along the trail.
He hiked along the trail.
- Jayden and Luis caught up with Tommy.
They caught up with Tommy.
- Rita met the boys at the trail's end.
She met the boys at the trail's end.
- The boys ate their lunches under a tree.
They ate their lunches under a tree.

Draw or write what comes next in each pattern.

0 2 0 4 0 6 _____ 0

◆ ■ ▼ ◆ ■ ▼ _____ ◆

A B C 1 2 3 A _____ B

205 School Day Skills • Grade 2

Page 205

Name _____ Spring • Week 3, Day 2

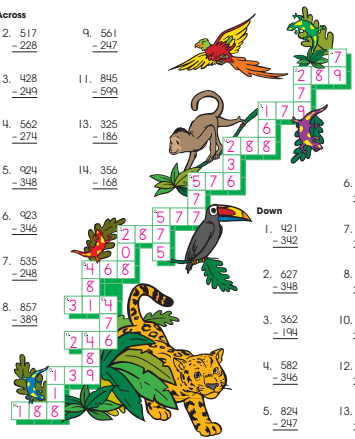
Subtract. Complete the crossword puzzle with your answers.

Across

- 517 - 228 = 289
- 428 - 249 = 179
- 562 - 274 = 288
- 924 - 348 = 576
- 923 - 346 = 577
- 535 - 248 = 287
- 857 - 389 = 468

Down

- 421 - 342 = 79
- 627 - 348 = 279
- 362 - 194 = 168
- 582 - 346 = 236
- 824 - 247 = 577
- 926 - 718 = 208
- 721 - 240 = 481
- 768 - 292 = 476
- 826 - 337 = 489
- 247 - 129 = 118






206 School Day Skills • Grade 2

Page 206

Name _____ Spring • Week 3, Day 2

When a sentence has a **compound subject**, two or more subjects are joined by the word **and**. Look at the **bold** subject in each sentence. If the sentence has a compound subject, write **CS**. If it does not, write **No**. The first one is done for you.

- No 1. **A predator** is an animal that eats other animals. 
- No 2. **Prey** is eaten by predators. 
- CS 3. **Robins and bluejays** are predators. 
- No 4. **Some predators** eat only meat.
- CS 5. **Crocodiles and hawks** eat meat only.
- CS 6. **Raccoons and foxes** eat both meat and plants.

Combine the subjects of the two sentences to make a compound subject. Write the new sentence on the line.

Snakes are predators. Spiders are predators.
Snakes and spiders are predators.

Frogs prey on insects. Chameleons prey on insects.
Frogs and chameleons prey on insects.

207 School Day Skills • Grade 2

Page 207

Answer Key

Name _____ Spring • Week 3, Day 3

Circle the correct **verb** to complete each sentence.

- Lin (swims, **swam**) in that pool last summer.
- Now I (**choose**, chose) to exercise daily.
- The teacher (rings, **rang**) the bell.
- The boss (speaks, **spoke**) to us yesterday.
- She (says, **said**) it twice already.

Count the money. Write the amount. The first one is done for you.

\$3.71 \$2.00

\$2.65 \$1.70

208 School Day Skills • Grade 2

Page 208

Name _____ Spring • Week 3, Day 3

Use the **picture dictionary** to answer the questions.

table
Furniture with legs and a flat top.

tail
A slender part that is on the back of an animal.

teacher
A person who teaches lessons.

ticket
A paper slip or card.

tiger
An animal with stripes.

- Who is a person who teaches lessons? **a teacher**
- What is the name of an animal with stripes? **a tiger**
- What is a piece of furniture with legs and a flat top? **a table**
- What is the definition of a ticket? **a paper slip or card**

Draw lines to match the numbers and place value descriptions.

Hundreds	Tens	Ones
8	5	2

852

26 — zero ones
568 — two tens
4 — one hundred
107 — five hundreds
380 — four ones

209 School Day Skills • Grade 2

Page 209

Name _____ Spring • Week 3, Day 4

Combine the words with the **prefix** or **suffix**. Different combinations are possible. You may need to drop final **e** before adding the suffix **er**. Write the new words on the lines.

write few	take climb	compute watch	play appear
---------------------	----------------------	-------------------------	-----------------------

Answers will vary.

Solve the word problems.

- It took 630 bricks to build the front wall of a house. The back wall took 725 bricks. How many more bricks were needed for the back wall? **95** bricks
- The side walls of a house have a total of 934 bricks. If the garage has 168 fewer bricks, how many bricks are in the garage? **766** bricks

210 School Day Skills • Grade 2

Page 210

Name _____ Spring • Week 3, Day 4

Read the **number names**. Write the numbers.

four hundred seven **407**
eight hundred ninety **890**
six hundred eighty-four **684**
thirty **30**
six hundred seventy-three **673**
twenty-nine **29**
one hundred sixty **160**
eight hundred eleven **811**
two hundred nine **209**

Rewrite each sentence, capitalizing the **proper nouns**.

- martin luther king, jr. was born in atlanta, georgia.
Martin Luther King, Jr. was born in Atlanta, Georgia.
- In july, we went to canada.
In July, we went to Canada.
- kathy jones moved to utah in january.
Kathy Jones moved to Utah in January.
- My favorite holiday is hanukkah.
My favorite holiday is Hanukkah.

211 School Day Skills • Grade 2

Page 211

Name _____ Spring • Week 3, Day 5

Draw lines to connect the matching **quadrilaterals**.

square — **rhombus**
rhombus — **parallelogram**
parallelogram — **rectangle**
rectangle — **trapezoid**
trapezoid — **kite**

Find a pair of **synonyms** in each sentence. Write the words in the boxes.

That unusual clock is a rare antique.

unusual **rare**

I am glad you are so happy!

glad **happy**

Becky felt unhappy when she heard the sad news.

unhappy **sad**

212 School Day Skills • Grade 2

Page 212

Name _____ Spring • Week 3, Day 5

The **subject** of each sentence is in **bold**. Write the subject pronoun (**he**, **she**, **it**, or **they**) that could replace it.

- Mary and David** took a walk in the park. **They**
- Asya** spent the night at her grandmother's house. **She**
- The baseball players** lost their game. **They**
- Mike Van Meter** is a great soccer player. **He**
- The parrot** can say five different words. **It**

Circle the **even** numbers. Write the numbers you circled in the boxes after the equal sign. Then, write two equal addends for each sum. One is done for you.

13, **8**, 9, 5, **12**, **4**, **10**, 17, **20**, 11, 1, **40**

20 + 20 = **40** 2 + 2 = **4**
4 + 4 = **8** 5 + 5 = **10**
6 + 6 = **12** 10 + 10 = **20**

213 School Day Skills • Grade 2


Page 213

Answer Key

Name _____ Spring • Week 4, Day 1

Add. Use the code to find the name of an American president.

$\begin{array}{r} 248 \\ + 752 \\ \hline 1000 \end{array}$	$\begin{array}{r} 642 \\ + 277 \\ \hline 919 \end{array}$	$\begin{array}{r} 386 \\ + 587 \\ \hline 973 \end{array}$	$\begin{array}{r} 184 \\ + 375 \\ \hline 559 \end{array}$	$\begin{array}{r} 578 \\ + 274 \\ \hline 852 \end{array}$
$\begin{array}{r} 653 \\ + 168 \\ \hline 821 \end{array}$	$\begin{array}{r} 453 \\ + 359 \\ \hline 812 \end{array}$	$\begin{array}{r} 761 \\ + 239 \\ \hline 1000 \end{array}$	$\begin{array}{r} 393 \\ + 257 \\ \hline 650 \end{array}$	$\begin{array}{r} 199 \\ + 643 \\ \hline 842 \end{array}$
$\begin{array}{r} 721 \\ + 179 \\ \hline 900 \end{array}$				



GWASHINGTON


900	973	559	821	919	650	852	1000	812	N
N	A	S	I	W	T	H	O	G	N

214 School Day Skills • Grade 2

Page 214

Name _____ Spring • Week 4, Day 1

The **subject** of a sentence tells who or what the sentence is about. Underline the subject of each sentence. The first one is done for you.



- The Plains Native Americans used almost every part of the buffalo.
- Their tepees were made of buffalo hides.
- Clothing was made from the hides of buffalo and deer.
- They ate the meat of the buffalo.
- Buffalo stomachs were used as pots for cooking.
- Bones were used for tools and utensils.
- The tail was used as a flyswatter.
- Horns were used as scrapers and cups.
- Buffalo manure was dried and used for fuel.
- A kind of glue could be made from the hooves.

215 School Day Skills • Grade 2

Page 215

Name _____ Spring • Week 4, Day 2

Write the word that is a **synonym** for the **bold** word in each sentence.

fix autumn	quickly woods	biggest alike	little skinniest
---------------	------------------	------------------	---------------------

- The deer ran through the **forest**. woods
- White mice are very **small** pets. little
- Goldfish move **fast** in the water. quickly
- The twins look exactly **the same**. alike
- Trees lose their leaves in the **fall**. autumn
- The blue whale is the **largest** animal on earth. biggest

Circle the **odd** numbers. Write the numbers you circled in the boxes after the equal sign. Then, write two equal addends before + 1 for each sum. One is done for you.

8, 9, 5, 12, 4, 10, 17, 20, 11, 23, 31

$15 + 15 + 1 = 31$ $8 + 8 + 1 = 17$

$4 + 4 + 1 = 9$ $5 + 5 + 1 = 11$

$2 + 2 + 1 = 5$ $11 + 11 + 1 = 23$


216 School Day Skills • Grade 2

Page 216

Name _____ Spring • Week 4, Day 2

Subtract. Color boxes with 9 in the answer to find a path to the picnic basket.

$\begin{array}{r} 978 \\ - 28 \\ \hline 950 \end{array}$	$\begin{array}{r} 709 \\ - 398 \\ \hline 311 \end{array}$	$\begin{array}{r} 748 \\ - 689 \\ \hline 59 \end{array}$	$\begin{array}{r} 647 \\ - 248 \\ \hline 449 \end{array}$	$\begin{array}{r} 558 \\ - 69 \\ \hline 489 \end{array}$	$\begin{array}{r} 415 \\ - 338 \\ \hline 77 \end{array}$
$\begin{array}{r} 946 \\ - 856 \\ \hline 90 \end{array}$	$\begin{array}{r} 272 \\ - 235 \\ \hline 37 \end{array}$	$\begin{array}{r} 623 \\ - 64 \\ \hline 559 \end{array}$	$\begin{array}{r} 613 \\ - 486 \\ \hline 127 \end{array}$	$\begin{array}{r} 935 \\ - 536 \\ \hline 399 \end{array}$	$\begin{array}{r} 526 \\ - 84 \\ \hline 442 \end{array}$
$\begin{array}{r} 208 \\ - 16 \\ \hline 192 \end{array}$	$\begin{array}{r} 397 \\ - 98 \\ \hline 299 \end{array}$	$\begin{array}{r} 963 \\ - 514 \\ \hline 449 \end{array}$			



Circle the **contractions**. Draw a box around the nouns that show **possession**.

can't children's she'd won't

Jon's woman's city's baby's

they've I'll he's teachers'

217 School Day Skills • Grade 2

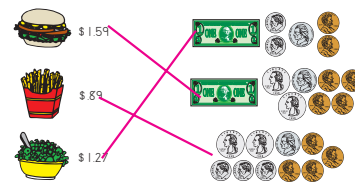
Page 217

Name _____ Spring • Week 4, Day 3

Solve mentally. Write the answers quickly.

$\begin{array}{r} 12 \\ - 10 \\ \hline 2 \end{array}$	$\begin{array}{r} 12 \\ + 100 \\ \hline 112 \end{array}$	$\begin{array}{r} 12 \\ + 10 \\ \hline 22 \end{array}$	$\begin{array}{r} 453 \\ - 100 \\ \hline 353 \end{array}$	$\begin{array}{r} 453 \\ + 10 \\ \hline 463 \end{array}$
$\begin{array}{r} 453 \\ - 10 \\ \hline 443 \end{array}$	$\begin{array}{r} 453 \\ + 100 \\ \hline 553 \end{array}$	$\begin{array}{r} 609 \\ + 10 \\ \hline 619 \end{array}$	$\begin{array}{r} 609 \\ - 100 \\ \hline 509 \end{array}$	$\begin{array}{r} 609 \\ + 100 \\ \hline 709 \end{array}$

Draw a line from each food item to the amount of money needed to buy it.



218 School Day Skills • Grade 2

Page 218

Name _____ Spring • Week 4, Day 3

Guide words are the first and last words on a dictionary page. Only words in ABC order between the guide words appear on that page. Look at the guide words. Write the words in ABC order on the page.

far feet	fence fan	feed family	farmer face
-------------	--------------	----------------	----------------

face fence

face farmer

family feed

fan feet

far fence

Rewrite each sentence with a **compound subject**. The first one is done for you.

- Roses grow in the garden. Tulips grow in the garden.
Roses and tulips grow in the garden.
- Apples are fruit. Oranges are fruit. Bananas are fruit.
Apples, oranges, and bananas are fruit.
- Bears live in the zoo. Monkeys live in the zoo.
Bears and monkeys live in the zoo.
- Jackets keep us warm. Sweaters keep us warm.
Jackets and sweaters keep us warm.

219 School Day Skills • Grade 2



Page 219

Answer Key

Name _____ Spring • Week 4, Day 4

Combine the words with the **prefixes** and **suffixes**. Different combinations are possible. You may need to drop final **e** or **y** before adding a suffix. Write the new words on the lines.

happy correct	scare like	usual to	most luck
------------------	---------------	-------------	--------------

 or 

Answers will vary.

Solve the word problems.

- A bug crawled 18 inches to a rock, 22 inches over leaves, and 9 inches into the grass. How many inches did it crawl in all? 49 inches
- It rained 14 centimeters in September, 8 centimeters in October, and 11 centimeters in November. How many more centimeters did it rain in September than in November? 3 centimeters

220 School Day Skills • Grade 2

Page 220

Name _____ Spring • Week 4, Day 4

Circle the **present-tense verb** in each pair.


- won win
- feel felt
- built build
- tell told
- eat ate
- blew blow
- say said
- came come
- grew grow
- fed feed

There are 4 rows of 5 bees.

There are 5 columns of 4 bees.

There are 20 bees altogether.

$10 + \underline{10} = 20$



221 School Day Skills • Grade 2

Page 221

Name _____ Spring • Week 4, Day 5

Write the **number names** for each number.

381 three hundred eighty-one

822 eight hundred twenty-two

601 six hundred one

171 one hundred seventy-one

205 two hundred five

296 two hundred ninety-six

When the letters **le** come at the end of a word, they sometimes have the sound **ul**, as in **raffle**. Draw lines to match the word parts to make words. Write the words on the lines. The first one is done for you.

can	gle	<u>candle</u>
tur	cle	<u>turtle</u>
pur	ple	<u>purple</u>
cir	le	<u>circle</u>
spark	le	<u>sparkle</u>
ea	le	<u>eagle</u>

222 School Day Skills • Grade 2

Page 222

Name _____ Spring • Week 5, Day 5

Use **or**, **and**, or **but** to join each pair of sentences into one sentence. Write a **comma** in front of the joining word.

- Those socks cost a lot. These socks are cheaper.
Those socks cost a lot, but these socks are cheaper.
- The kangaroo has a pouch. It lives in Australia.
The kangaroo has a pouch, and it lives in Australia.
- The zookeeper can start work early. She can stay late.
The zookeeper can start work early, or she can stay late.

Color the **even** numbers **red**. Color the **odd** numbers **blue**.

30	31	32	33	34	35
36	37	38	39	40	41
42	43	44	45	46	47
48	49	50	51	52	53

223 School Day Skills • Grade 2

Page 223

Name _____ Spring • Week 5, Day 1

Capitalize each **proper noun** and write it under the correct category.

ron polsky	saturday	corning, new york
presidents' day	portland, oregon	harold edwards
rover	fluffy	april
valentine's day	sunday	october
bozeman, montana	march	molly yoder
tuesday	wooly	arbor day

People's Names
Ron Polsky
Harold Edwards
Molly Yoder

Days
Tuesday
Saturday
Sunday

Places
Bozeman, Montana
Portland, Oregon
Corning, New York

Months
March
April
October

Pet Names
Rover
Fluffy
Wooly

Holidays
Presidents' Day
Valentine's Day
Arbor Day

224 School Day Skills • Grade 2

Page 224


Name _____ Spring • Week 5, Day 1


Complete the addition squares. Use addition and subtraction to write a number in each space.


10	40	80	130
60	20	50	130
90	70	30	190
160	130	160	450

87	98	57	242
64	33	24	121
16	76	43	135
167	207	124	498

Circle the best estimate for the **length** of each object.

 2 centimeters
1 foot
5 inches

 3 feet
15 centimeters
1 inch

 3 centimeters
12 feet
8 inches

225 School Day Skills • Grade 2

Page 225

Answer Key

Name _____ Spring • Week 5, Day 2

Guide words are the first and last words on a dictionary page. Only words in ABC order between the guide words appear on that page. Look at the guide words. Write the words in ABC order on the page.




sieve	sight	sideways	side
sift	sideline	sigh	sidewalk

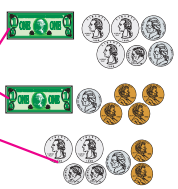
side **sight**

side
sideline
sidewalk
sideways

sieve
sift
sigh
sight

Draw a line from each food item to the amount of money needed to buy it.

 \$1.09
 \$0.77
 \$1.95



226 School Day Skills • Grade 2

Page 226

Name _____ Spring • Week 5, Day 2

Subtract. Then, **add** to check your answer. The first one is done for you.

$\begin{array}{r} 313 \\ -27 \\ \hline 16 \end{array}$ $\begin{array}{r} 16 \\ +27 \\ \hline 43 \end{array}$ $\begin{array}{r} 71 \\ -28 \\ \hline 43 \end{array}$ $\begin{array}{r} 43 \\ +28 \\ \hline 71 \end{array}$ $\begin{array}{r} 52 \\ -37 \\ \hline 15 \end{array}$ $\begin{array}{r} 15 \\ +37 \\ \hline 52 \end{array}$

$\begin{array}{r} 94 \\ -18 \\ \hline 76 \end{array}$ $\begin{array}{r} 76 \\ +18 \\ \hline 94 \end{array}$ $\begin{array}{r} 80 \\ -26 \\ \hline 54 \end{array}$ $\begin{array}{r} 54 \\ +26 \\ \hline 80 \end{array}$ $\begin{array}{r} 64 \\ -48 \\ \hline 16 \end{array}$ $\begin{array}{r} 16 \\ +48 \\ \hline 64 \end{array}$

Circle the contractions. Draw a box around the nouns that show possession.

Carmen's aren't Mrs. Davis's don't

boys' they've she'll school's


I'm cat's it's Rashaun's


227 School Day Skills • Grade 2


Page 227

Name _____ Spring • Week 5, Day 3

Circle the words on each tree that include the **root word** shown. Cross out words that do not have the root word. Then, choose one word you circled on each tree and write its definition on the lines. Tell how its meaning relates to the meaning of the root word.

 **view**




 **take**




 **dry**

Answers will vary.

Write the name of each **quadrilateral**.

rhombus	square	kite
trapezoid	parallelogram	rectangle

 **rhombus**  **square**  **rectangle**

 **trapezoid**  **parallelogram**  **kite**

228 School Day Skills • Grade 2

Page 228

Name _____ Spring • Week 5, Day 3

Complete the sentences with **are**, **am**, **is**, or **was**.

1. My sister is a good singer.


2. You are going to the store with me.

3. Wesley was at the movies last week.

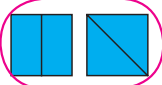
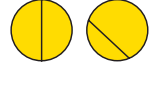
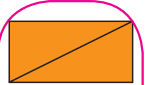

4. I am going to the ball game.

5. They are silly.

6. I am glad to help my mother.



Circle the shape pairs that show equal **halves**.

229 School Day Skills • Grade 2

Page 229

Name _____ Spring • Week 5, Day 4

Circle a misspelled word in each sentence. Write the correct spelling on the line.


1. Please meet me at the park. meet

2. I would like a piece of pie. piece

3. There were two cookies left. two

4. The horse's mane needed to be brushed. mane

5. We saw a deer in the forest. deer



Solve the word problems.

1. Over the summer, Jon worked for 126 hours. His uncle Jake worked for 625 hours. How many more hours did Uncle Jake work than Jon? 499 hours

2. Jon earned 360 dollars helping his uncle this summer. Last summer, he earned 285 dollars. How much more did he make this summer than last? 75

230 School Day Skills • Grade 2

Page 230

Name _____ Spring • Week 5, Day 4

Circle the **greater** number in each pair.

596 400 121 112 508 580 492 429

Circle the **smaller** number in each pair.

225 250 950 850 521 621 752 725

Use **if** or **when** to join each pair of sentences into one sentence.

1. The size of the crowd grew. It grew when the game began.
The size of the crowd grew when the game began.

2. Be careful driving. The fog might be thick.
Be careful driving if the fog is thick.

3. Pack your suitcases. Do it when you wake up in the morning.
Pack your suitcases when you wake up in the morning.

231 School Day Skills • Grade 2

Page 231

Answer Key

Name _____ Spring • Week 5, Day 5

Antonyms are words with opposite meanings. Help Frog and Toad escape. Color the spaces with antonyms **green**.

232 School Day Skills • Grade 2

Page 232

Name _____ Spring • Week 5, Day 5

Add the numbers in the corners of each box. Write the sum in the center.

66	48	14	10
243	56		
72	57	21	11

78	45	50	69
217	248		
55	39	80	49

Write the **number names** for each number.

56 **fifty-six**

292 **two hundred ninety-two**

742 **seven hundred forty-two**

307 **three hundred seven**

650 **six hundred fifty**

18 **eighteen**

233 School Day Skills • Grade 2

Page 233

Name _____ Spring • Week 6, Day 1

The **predicate** of a sentence tells what the subject is or does. It includes one or more verbs. Underline the predicate in each sentence. The first one is done for you.

- Sally Ride was an astronaut.
- She was the first American woman astronaut in space.
- Sally worked hard for many years to become an astronaut.
- Sally trained to become a jet pilot.
- This astronaut practiced using a robot arm.
- Ms. Ride used the robot arm on two space missions.

For many words, a **dictionary** gives more than one meaning. Read the meanings of **tag**. Write the number of the correct definition after each sentence.

tag

- a small strip or tab attached to something else
- to label
- to follow closely and constantly
- a game of chase

- We will play a game of tag after we study. **4**
- I will tag this coat with its price. **2**
- My little brother will tag along with us. **3**
- My mother already took off the price tag. **1**

234 School Day Skills • Grade 2

Page 234

Name _____ Spring • Week 6, Day 1

Add.

259	187	190	432	27
+ 65	+ 346	+ 180	+ 68	+ 695
324	533	370	500	722

295	335	816	389	723
+ 452	+ 268	+ 25	+ 15	+ 199
747	603	841	404	922

Use the **line plot** to answer the questions.

- How many worms are 2 inches long? **2** worms
- How many worms are 4 inches long or less? **15** worms
- How many worms were counted in all? **17** worms

235 School Day Skills • Grade 2

Page 235

Name _____ Spring • Week 6, Day 2

Read the passage. Answer the questions.

Imagine millions of teeny, tiny balloons joined together. That is what your lungs are like. When you breathe, the air goes to your two lungs. One lung is located on each side of your chest. The heart is located between the two lungs. The lungs are soft, spongy, and delicate. That is why there are bones around the lungs. These bones are called the **rib cage**. The rib cage protects the lungs so they can do their job. The lungs bring **oxygen** (ox-i-jen) into the body. They also take waste out of the body. This waste is called **carbon dioxide**. We could not live without our lungs!

- What is the name of the bones around your lungs? **the rib cage**
- What is located between the lungs? **the heart**
- What goes into your lungs when you breathe? **air**
- Why are there bones around your lungs? **to protect them**

236 School Day Skills • Grade 2

Page 236

Name _____ Spring • Week 6, Day 2

Subtract.

932	662	458	538	615
- 62	- 45	- 293	- 157	- 541
870	617	165	381	74

842	803	843	658	277
- 26	- 326	- 699	- 74	- 139
816	477	144	584	138

Count the money in each box. Write the name of the food that costs that amount.

yogurt ... \$.95	salad ... \$1.77	pizza slice ... \$1.55	sandwich ... \$2.45
--------------------------	-------------------------	-------------------------------	----------------------------

pizza slice

salad

yogurt

sandwich

237 School Day Skills • Grade 2

Page 237

Answer Key

Name _____ Spring • Week 6, Day 3

Use the word on the balloon to join the pair of sentences into one sentence.

1. I didn't buy the tickets. They cost too much.
because I didn't buy the tickets because they cost too much.

2. The door opened. The crowd rushed in.
when When the door opened, the crowd rushed in.

3. I cut the bread. Everyone had a slice.
after After I cut the bread, everyone had a slice.

Draw or write what comes next in each pattern.

1 3 5 7 9 11 _____ 13

▼ ▼ ▼ ▼ ▼ ▼ _____ ▼

1 A 2 B 3 C _____ 4

238 School Day Skills • Grade 2

Page 238

Name _____ Spring • Week 6, Day 3

Write the numbers in order from **least to greatest**.

216 532 162 308 162 216 308 532

723 415 103 689 103 415 689 723

474 447 552 125 125 447 474 552

Write the numbers in order from **greatest to least**.

829 758 917 719 917 829 758 719

617 547 671 218 671 617 547 218

760 359 633 395 760 633 395 359

Antonyms are words with opposite meanings. Draw lines to match the antonyms.

thaw — freeze
 crying — laugh
 enemy — friend
 closed — open
 seek — hide
 different — same

School Day Skills • Grade 2 239

Page 239

Name _____ Spring • Week 6, Day 4

The **predicate** of a sentence tells what the subject is or does. It includes one or more verbs. Underline the predicate in each sentence. The first one is done for you.

1. Woodpeckers hunt for insects in the trees.

2. They have strong beaks.

3. They can peck through the bark.

4. The pecking sound can be heard from far away.

Circle the groups of words that can be predicates.

have long tongues pick up insects
 hole in bark sticky substance
help them climb trees tree bark

Now, choose the correct predicates from above to finish these sentences.

Woodpeckers have long tongues

Their tongues pick up insects

Their strong feet help them climb trees

240 School Day Skills • Grade 2

Page 240

Name _____ Spring • Week 6, Day 4

There are 5 rows of 3 footballs.

There are 3 columns of 5 footballs.

There are 15 footballs altogether.

$7 + \underline{7} + 1 = 15$

Solve the word problems.

1. There were 762 movie titles listed on the first screen of the online library catalog. On the second screen, there were 238 movie titles listed. How many movie titles were listed in all? 1000 movie titles

2. On Saturday, 278 movies were checked out of the library. On Sunday, 192 movies were checked out. How many more movies were checked out on Saturday? 86 movies

School Day Skills • Grade 2 241

Page 241

Name _____ Spring • Week 6, Day 5

Circle the words on each tree that include the **root word** shown. Cross out words that do not have the root word. Then, choose one word you circled on each tree and write its definition on the lines. Tell how its meaning relates to the meaning of the root word.

friendship — friendly — friends — friend
 unsure — safely — surely — sure
 discover — covering — recover — cover

Answers will vary.

Circle the best estimate for the **length** of each object.

16 inches 16 centimeters 4 feet 4 centimeters 3 inches 3 centimeters

16 feet 4 inches 3 feet

242 School Day Skills • Grade 2

Page 242

Name _____ Spring • Week 6, Day 5

The pronouns **him**, **her**, **it**, and **them** are **object pronouns**. They are used in the predicate of a sentence. Rewrite each sentence, replacing the underlined words with an object pronoun.

1. Tommy packed sandwiches and apples.
Tommy packed them.

2. He saw the trail.
He saw it.

3. Rita met Tommy at the trail's end.
Rita met him at the trail's end.

4. Tommy gave Rita one of his sandwiches.
Tommy gave her one of his sandwiches.

5. They ate their lunches under a tree.
They ate them under a tree.

Draw lines to connect the **expanded forms** to the matching **number names**.

$60 + 2$ — one hundred eight
 $800 + 90 + 8$ — two hundred thirty
 $200 + 30$ — sixty-two
 $500 + 10 + 4$ — eight hundred ninety-eight
 $100 + 0 + 8$ — five hundred fourteen

243 School Day Skills • Grade 2

Page 243



Answer Key

Name _____ Spring • Week 7, Day 1

Add.

189 + 276 465	460 + 170 630	17 + 508 525	526 + 78 604	215 + 215 430
278 + 365 643	124 + 297 421	568 + 351 919	49 + 173 222	876 + 43 919

Think of an **antonym** for the **bold** word in each sentence. Use it to complete the sentence.

halry  bald 

- Sometimes my cat is **naughty**, and sometimes she's _____.
- The sign said, "**Closed**," but the door was _____.
- Is the glass half **empty** or half _____?
- I bought **new** shoes, but I like my _____ ones better.
- Skating is **easy** for me, but _____ for my brother.

Answers will vary.

244 School Day Skills • Grade 2



Page 244

Name _____ Spring • Week 7, Day 1

Rewrite the sentences. Capitalize the first word in each sentence. Capitalize **proper nouns**.

- we celebrate thanksgiving on the fourth thursday in november.
We celebrate Thanksgiving on the fourth Thursday in November.
- in june, michelle and mark will go camping every friday.
In June, Michelle and Mark will go camping every Friday.
- on mondays in october, I will take piano lessons.
On Mondays in October, I will take piano lessons.

Write > or < to **compare** the numbers. Make sure the open "mouth" points to the greater number.

 87 > 4 510 > 500 

798 < 814 5 < 75

250 < 275 820 > 768

245 School Day Skills • Grade 2



Page 245



Name _____ Spring • Week 7, Day 2



Subtract.

277 - 139 138	722 - 436 286	861 - 174 687	211 - 89 122	932 - 75 857
452 - 243 209	522 - 307 215	841 - 523 318	786 - 57 729	263 - 12 251

Count the money. Is it enough to buy the item? Circle the answer.

  \$1.75 Yes ☒ No ☐

  \$5 Yes ☐ No ☒

  \$5.55 Yes ☐ No ☒

246 School Day Skills • Grade 2

Page 246

Name _____ Spring • Week 7, Day 2

Read the passage. Answer the questions.

For many years, no one knew much about Venus. When people looked through telescopes, they could not see past Venus's clouds. Long ago, people thought the clouds covered living things. Spacecraft radar has shown this is not true. Venus is too hot for life as we know it to exist. The temperature on Venus is about 900 degrees! Remember how hot you were the last time it was 90 degrees? Now imagine it being 10 times hotter. Nothing could exist in that heat. It is also very dry on Venus. For life to exist, water must be present. Because of the heat and dryness, we know there are probably no people, plants, or other life on Venus.



- What is the temperature on Venus? **900 degrees**
- This temperature is how many times hotter than a hot day on Earth?
6 times hotter
10 times hotter
- In the past, why did people think life might exist on Venus?
because there were clouds covering the planet
- What is a telescope? **a device that lets you see things that are far away**

School Day Skills • Grade 2 247

Page 247

Name _____ Spring • Week 7, Day 3

Circle words with the root word **pay**.

payment **payable** **paying** **payer**
playing **repay** **paid** replace

Write the meaning of one word you circled. Explain how it relates to the root word **pay**.

Answers will vary.

Draw lines to connect the **expanded forms** to the matching **number names**.

700 + 60 + 6	three hundred one
500 + 50 + 5	seven hundred sixty-six
80 + 6	one hundred twenty
300 + 0 + 1	eighty-six
100 + 28	five hundred fifty-five

248 School Day Skills • Grade 2


Page 248

Name _____ Spring • Week 7, Day 3

Solve mentally. Write the answers quickly.

107 - 100 7	107 + 10 117	107 + 100 207	455 + 10 465	455 - 100 355
455 - 10 445	455 + 100 555	89 + 10 99	89 - 10 79	89 + 100 189

Underline the **predicate** in each sentence. The first one is done for you.

- Juan looks for rocks everywhere he goes. 
- He has found many interesting rocks in his own backyard.
- Juan showed me a piece of limestone with fossils in it.
- Limestone is a kind of sedimentary rock.
- It is formed underwater from the shells of animals.
- Juan told me that some rocks come from deep inside Earth.

School Day Skills • Grade 2 249

Page 249

Answer Key

Name _____ Spring • Week 7, Day 4

Read the **dictionary** definitions for **note**. Write the number of the correct meaning after each sentence.

note
1. a short letter or message
2. a written explanation
3. a musical tone
4. to notice

1. Can you sing the high note in this song? 3
2. I read a book about dinosaurs and took notes. 2
3. I noted many rhyming words in the poem. 4
4. Leave a note to tell Mom where we are going. 1

Solve the word problems.




1. Cody's summer vacation was 94 days long. He spent 68 summer days at his aunt's house. How many summer days were not spent at his aunt's house? 26 days
2. Cody's summer camp cost \$275. His sister Faye's camp cost \$125. How much did Cody's parents spend to send the two children to camp? \$400

250 School Day Skills • Grade 2

Page 250

Name _____ Spring • Week 7, Day 4

Use a ruler to measure each item to the nearest **inch** and **centimeter**.

 1 in. 3 cm
 2 in. 5 cm
 3 in. 8 cm

Write the **past-tense** form of each verb.

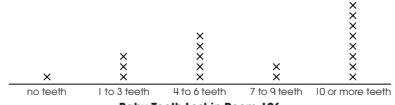
1. throw threw 6. fly flew
2. wear wore 7. swim swam
3. hold held 8. sit sat
4. sing sang 9. sell sold
5. lose lost 10. eat ate

251 School Day Skills • Grade 2

Page 251

Name _____ Spring • Week 7, Day 5


Use the **line plot** to answer the questions.



Baby Teeth Lost in Room 126
x = 1 student

1. How many students have lost 4 or more teeth? 15 students
2. How many more students have lost 10 or more teeth than 1 to 3 teeth? 5 students
3. How many students were counted in all? 19 students

Complete the addition squares. Use addition and subtraction to write a number in each space.



99	35	68	202
42	24	51	117
73	15	83	171
214	74	202	490

37	94	89	220
62	59	32	153
44	76	13	133
143	229	134	506


252 School Day Skills • Grade 2

Page 252

Name _____ Spring • Week 7, Day 5

The pronouns **I** and **we** are used in the **subject** of a sentence. The pronouns **me** and **us** are used in the **predicate** of a sentence. Circle the correct pronoun to complete each sentence. Write it in the blank. The first one is done for you.

1. I am finished with my science project. (I, Me)
2. Eric passed the football to me. (me, I)
3. They ate dinner with us last night. (we, us)
4. I like spinach better than ice cream. (I, Me)
5. Mom came in the room to tell me good night. (me, I)
6. We had a pizza party in our backyard. (us, We)
7. They told us the good news. (us, we)
8. Tom and I went to the skating rink. (me, I)
9. She is taking me with her to the movies. (I, me)
10. Katie and I are good friends. (I, me)



253 School Day Skills • Grade 2

Page 253

Name _____ Spring • Week 8, Day 1

Add or subtract.

628 + 84 712	135 - 54 81	789 + 54 843	529 + 183 712	862 - 407 455
385 + 249 634	516 - 48 468	235 + 149 384	659 - 39 620	422 - 147 275

Write the **past-tense** form of the verb shown to complete each sentence.

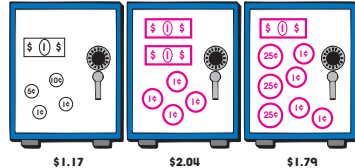
1. I gave my library book to my sister. (give)
2. She left for school before I did. (leave)
3. She caught the bus at the corner. (catch)
4. My sister lost my book on the way to school. (lose)
5. My sister went back to find it. (go)

254 School Day Skills • Grade 2



Page 254

Name _____ Spring • Week 8, Day 1

On each safe, draw dollar bills and coins to show the amount. The first one is done for you.



Think of an **antonym** for the **bold** word in each sentence. Use it to complete the sentence.

hot  cold 

1. The sky is **dark** at night and _____ during the day.
2. I like a **noisy** house, but my mother likes a _____ one.
3. My friend says I'm **wrong**, but I say I'm _____.
4. Jason is a **fast** runner, but Adam is a _____ runner.
5. We were supposed to be **early**, but we were _____.

255 School Day Skills • Grade 2


Page 255

Answer Key

Name _____ Spring • Week 8, Day 2

A **sentence** must include a **subject** (with a noun) and a **predicate** (with a verb). Read each group of words. Write **S** in front of each sentence. Write **No** if it is not a sentence.

1. There are different kinds of chipmunks. **S**
2. They all have. **No**
3. They all have stripes to help protect them. **S**
4. The stripes make them hard to see in the forest. **S**
5. Zebras and tigers have stripes, too. **S**
6. Some caterpillars also. **No**
7. Other animals have spots. **S**
8. Some dogs have spots. **S**
9. Beautiful, little fawns. **No**
10. Their spots help to hide them in the woods. **S**



256 School Day Skills • Grade 2

Page 256


Name _____ Spring • Week 8, Day 2

Write **>** or **<** to **compare** the numbers. Make sure the open "mouth" points to the greater number.

- 345 **>** 325
- 183 **<** 283
- 843 **>** 834
- 864 **>** 468
- 470 **<** 580
- 999 **>** 909

Solve the word problems.

1. The maple tree is 25 feet tall. The oak tree is 48 feet tall. The pine tree is 16 feet tall. How much taller is the oak tree than the pine tree? **32** feet
2. Violet has 36 inches of ribbon. She needs 18 inches to make one friendship bracelet. Does she have enough ribbon to make two bracelets? **yes**



257 School Day Skills • Grade 2

Page 257

Name _____ Spring • Week 8, Day 3

Circle words with the root word **joy**.

joker **enjoy** unjust **joys**
joyful **enjoyment** overjoyed joking

Write the meaning of one word you circled. Explain how it relates to the root word **joy**. **Answers will vary.**

A **reflexive pronoun** refers back to the subject of a sentence. Reflexive pronouns are compound words made of a pronoun and the word **self**. **Myself, himself, herself, yourself, and ourselves** are reflexive pronouns. Circle a reflexive pronoun in each sentence.

1. I looked at **myself** in the mirror.
2. He reminded **himself** to be brave.
3. Did you make this meal **yourself**?
4. We biked to the park by **ourselves**.
5. Please help **yourself** to snacks.
6. They grew the plants **themselves**.

258 School Day Skills • Grade 2

Page 258

Name _____ Spring • Week 8, Day 3

Add or subtract.

$$\begin{array}{r} 977 \\ - 918 \\ \hline 59 \end{array}$$

$$\begin{array}{r} 235 \\ + 149 \\ \hline 384 \end{array}$$

$$\begin{array}{r} 756 \\ - 32 \\ \hline 724 \end{array}$$

$$\begin{array}{r} 765 \\ + 70 \\ \hline 835 \end{array}$$

$$\begin{array}{r} 469 \\ + 123 \\ \hline 592 \end{array}$$

$$\begin{array}{r} 720 \\ - 153 \\ \hline 567 \end{array}$$

$$\begin{array}{r} 336 \\ - 187 \\ \hline 149 \end{array}$$

$$\begin{array}{r} 423 \\ + 538 \\ \hline 961 \end{array}$$

$$\begin{array}{r} 756 \\ - 295 \\ \hline 461 \end{array}$$

$$\begin{array}{r} 268 \\ + 61 \\ \hline 329 \end{array}$$

Complete the chart.

Number	Expanded Form	Number Names
342	$300 + 40 + 2$	three hundred forty-two
810	$800 + 10 + 0$	eight hundred ten
426	$400 + 20 + 6$	four hundred twenty-six
919	$900 + 10 + 9$	nine hundred nineteen

259 School Day Skills • Grade 2


Page 259

Name _____ Spring • Week 8, Day 4

Read the passage. Answer the questions.

What gives you your shape? Like a house's frame, your body also has a frame. It is called your **skeleton**. Your skeleton is made of more than 200 bones. Your skeleton helps your body move. It does this by giving your muscles a place to attach. Your skeleton also protects the soft organs inside your body from injury.

Bones have a hard, outer layer made of calcium. Inside each bone is a soft, spongy layer that looks like a honeycomb. The hollow spaces in the honeycomb are filled with marrow. Every minute, millions of blood cells die. But the bone marrow works like a little factory, making new blood cells.



1. What attaches to your skeleton? **muscles**
2. What fills the hollow spaces inside bones? **marrow**
3. How is a skeleton like a house's frame? **It keeps you standing up just like a house's frame keeps it standing.**
4. Write one or more words to finish each sentence.
Your skeleton gives you your **shape**.
Your skeleton helps your body **move**.
Your skeleton protects **soft organs**.

260 School Day Skills • Grade 2


Page 260

Name _____ Spring • Week 8, Day 4

Add the numbers in the corners of each box. Write the sum in the center.

98	19	31	12
215			
71	27	13	31

47	92	15	20
250			
83	28	24	40



There are **2** rows of 9 socks.

There are **9** columns of 2 socks.

There are **18** socks altogether.

$9 + 9 = 18$


261 School Day Skills • Grade 2


Page 261


Answer Key

Name _____ Spring • Week 8, Day 5

Use a ruler to measure each item to the nearest **inch** and **centimeter**.

 1 in. 3 cm

 2 in. 5 cm

 3 in. 8 cm

Read the **dictionary** definitions for **key**. Write the number of the correct meaning after each sentence.

key

- a small piece of metal used to open a lock
- the most important idea
- a list that explains symbols on a chart or map
- a group of related musical notes

1. Check the **key** to see what brown lines mean on this map. 3

2. Can you play the song in the **key** of C? 4

3. Hard work is the **key** to success. 2

4. Don't forget your car **keys**. 1

262 School Day Skills • Grade 2

Page 262

Name _____ Spring • Week 8, Day 5

Add or subtract.

$\begin{array}{r} 137 \\ + 329 \\ \hline 466 \end{array}$	$\begin{array}{r} 154 \\ - 92 \\ \hline 62 \end{array}$	$\begin{array}{r} 329 \\ - 85 \\ \hline 244 \end{array}$	$\begin{array}{r} 18 \\ + 625 \\ \hline 643 \end{array}$	$\begin{array}{r} 436 \\ - 242 \\ \hline 194 \end{array}$
$\begin{array}{r} 731 \\ - 515 \\ \hline 216 \end{array}$	$\begin{array}{r} 379 \\ + 102 \\ \hline 481 \end{array}$	$\begin{array}{r} 645 \\ + 247 \\ \hline 892 \end{array}$	$\begin{array}{r} 371 \\ + 38 \\ \hline 409 \end{array}$	$\begin{array}{r} 356 \\ - 259 \\ \hline 97 \end{array}$

A **compound predicate** has two or more predicates joined by the word **and**. Read each sentence. If it has a compound predicate, write **CP**. If it does not, write **No**. The first one is done for you.

CP 1. Abe Lincoln cut trees and chopped wood.

CP 2. Abe's family packed up and left Kentucky.

No 3. Abe's father built a new home.

CP 4. Abe's mother became sick and died.

No 5. Mr. Lincoln married again.

CP 6. Abe's new mother loved Abe and his sister and cared for them.

263 School Day Skills • Grade 2

Page 263

Name _____ Spring • Week 9, Day 1

Complete each sentence with an **antonym** for the **bold** word.

1. A **child** is allowed in the museum if he or she is with an adult.

2. The **huge** crowd of people tried to fit into the tiny room.

3. The **fussy** baby was soon happy and playing in the crib.



4. We'll **freeze** the meat for now, and Dad will thaw it when we need it.



Now, write your own sentence using one of the antonym pairs.

Sentences will vary.

Draw or write what comes next in each pattern.

5 10 20 40 80 160

264 School Day Skills • Grade 2

Page 264

Name _____ Spring • Week 9, Day 1

The pronouns **him**, **her**, **it**, and **them** are used in the predicate of a sentence. They are **object pronouns**. Write the object pronouns that could take the place of the bold words in the sentences.

1. They gave a party for **Teresa**. her

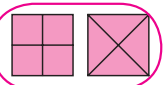
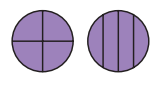
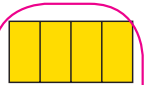
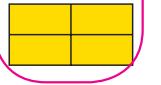
2. Everyone in the class was happy for **Tyrone**. him

3. The children petted **the giraffe**. it

4. Linda put **the kittens** near the warm stove. them

5. Give the books to **Herbie**. him

Circle the shape pairs that show equal **fourths**.

265 School Day Skills • Grade 2

Page 265

Name _____ Spring • Week 9, Day 2

Add or subtract.

$\begin{array}{r} 732 \\ - 61 \\ \hline 671 \end{array}$	$\begin{array}{r} 318 \\ + 19 \\ \hline 337 \end{array}$	$\begin{array}{r} 658 \\ + 293 \\ \hline 951 \end{array}$	$\begin{array}{r} 224 \\ - 137 \\ \hline 87 \end{array}$	$\begin{array}{r} 378 \\ + 295 \\ \hline 673 \end{array}$
$\begin{array}{r} 626 \\ - 352 \\ \hline 274 \end{array}$	$\begin{array}{r} 90 \\ + 350 \\ \hline 440 \end{array}$	$\begin{array}{r} 354 \\ - 97 \\ \hline 257 \end{array}$	$\begin{array}{r} 873 \\ - 32 \\ \hline 841 \end{array}$	$\begin{array}{r} 190 \\ + 85 \\ \hline 275 \end{array}$

Make a check mark in front of sentences with correct **verbs**. If the verb is not correct, draw an X on the line. Then, cross out the incorrect verb and write the correct word above.

☒ 1. Seeds travel in many ways.

☒ 2. Sometimes, seeds ~~fall~~ dig in the water.

☒ 3. Squirrels ~~dig~~ like holes to bury seeds.

☒ 4. Cardinals ~~like~~ like to eat sunflower seeds.

☒ 5. The wind scatters seeds, too.

☒ 6. Dogs ~~carry~~ carry seeds that are stuck in their fur.

266 School Day Skills • Grade 2

Page 266

Name _____ Spring • Week 9, Day 2

Use the word **and** to combine each pair of sentences into one sentence with a **compound predicate**.

1. Dogs can bark loudly. Dogs can do tricks.
Dogs can bark loudly and do tricks.

2. The football player caught the ball. The football player ran.
The football player caught the ball and ran.

3. My dad sawed wood. My dad stacked wood.
My dad sawed and stacked wood.

4. My teddy bear is soft. My teddy bear likes to be hugged.
My teddy bear is soft and likes to be hugged.

Write **>** or **<** to **compare** the numbers. Make sure the open "mouth" points to the greater number.

259 < 592 199 > 109 76 < 676

860 > 806 462 < 642 505 > 500

58 < 580 450 > 405 198 < 199

267 School Day Skills • Grade 2

Page 267

Answer Key

Name _____ Spring • Week 9, Day 3

Complete the addition squares. Use addition and subtraction to write a number in each space.

56	99	12	167
37	64	41	142
77	24	66	167
170	87	119	476

64	45	27	136
74	83	51	208
18	39	98	155
156	167	176	499

A **reflexive pronoun** refers back to the subject of a sentence. Reflexive pronouns are compound words made of a pronoun and the word **self**. Circle a reflexive pronoun in each sentence. Draw an arrow to the subject pronoun or noun it refers back to. The first one is done for you.

- I built a robot by myself.
- We helped ourselves to fresh fruit.
- She reminded herself to feed the cat.
- They planned the trip themselves.
- The baby entertained herself in the crib.

268 School Day Skills • Grade 2

Page 268

Name _____ Spring • Week 9, Day 3

Circle words with the root word **work**.

worker

rework

working

unworkable

rewrite overworked worked weakness

Write the meaning of one word you circled. Explain how it relates to the root word **work**.

Answers will vary.

Draw dollar bills and coins to show the amount needed to buy each item at the yard sale.

\$3.24

\$2.58

\$1.35

269 School Day Skills • Grade 2

Page 269

Name _____ Spring • Week 9, Day 4

Use a ruler to measure each item to the nearest **inch** and **centimeter**.

4 in. 10 cm

3 in. 8 cm

5 in. 13 cm

Circle the **contractions**. Draw a box around the nouns that show **possession**.

men's

Maria's

aren't

it's

here's

teachers

they've

we've

isn't

giraffe's

Grandpa's

students'

270 School Day Skills • Grade 2

Page 270

Name _____ Spring • Week 9, Day 4

Add or subtract.

$$\begin{array}{r} 915 \\ - 61 \\ \hline 854 \end{array}$$

$$\begin{array}{r} 152 \\ + 268 \\ \hline 420 \end{array}$$

$$\begin{array}{r} 543 \\ + 99 \\ \hline 642 \end{array}$$

$$\begin{array}{r} 110 \\ + 390 \\ \hline 500 \end{array}$$

$$\begin{array}{r} 728 \\ - 70 \\ \hline 658 \end{array}$$

$$\begin{array}{r} 841 \\ - 743 \\ \hline 98 \end{array}$$

$$\begin{array}{r} 612 \\ - 254 \\ \hline 358 \end{array}$$

$$\begin{array}{r} 529 \\ - 486 \\ \hline 43 \end{array}$$

$$\begin{array}{r} 95 \\ + 818 \\ \hline 913 \end{array}$$

$$\begin{array}{r} 539 \\ + 175 \\ \hline 714 \end{array}$$

Read the **dictionary** definitions for **heart**. Write the number of the correct meaning after each sentence.

heart

- the organ that pumps blood through the body
- the main part
- the part of a person that feels love
- a shape

- Color the heart red. 4
- I can feel my heart beating. 1
- His words come from the heart. 3
- This street is in the heart of the city. 2

271 School Day Skills • Grade 2

Page 271

Name _____ Spring • Week 9, Day 5

Read the recipe. Answer the questions.

Cut the pineapple into chunks. Use a small metal scoop to make balls of the cantaloupe. Slice the pear, bananas, and strawberries. Peel the oranges and divide them into sections. Cut each section into bite-sized pieces. Dip each piece of fruit in lemon juice, then combine them in a large bowl. Cover and chill. Pour fruit dressing of your choice over the chilled fruit, blend well, and serve cold. Makes 4 large servings.

1 fresh pineapple 2 oranges

1 cantaloupe 1 pear

2 bananas 1 cup seedless grapes

1 cup strawberries 1 lemon juice

- How many bananas does the recipe require? 2
- Which three fruits do you slice? pear, bananas, and strawberries
- Which do you do first? (Check one.)

☐ Pour dressing over the fruit.
☒ Slice the pear.
☐ Serve the fruit salad.
- Would your fruit salad be as good if you did not cut the pineapple or section the oranges? Why or why not?
Answers will vary.

272 School Day Skills • Grade 2

Page 272

Name _____ Spring • Week 9, Day 5

Complete the chart.

Number	Expanded Form	Number Names
428	400 + 20 + 8	four hundred twenty-eight
99	90 + 9	ninety-nine
585	500 + 80 + 5	five hundred eighty-five
647	600 + 40 + 7	six hundred forty-seven

Solve the word problems.

- Marco has a jar full of dimes. A pencil costs 40¢. How many dimes will he use to buy 3 pencils? 12 dimes
- Cassie's paper airplane will fly 5 feet at a time. How many times will Cassie need to throw her airplane to cross a field that is 30 feet long? 6 times

273 School Day Skills • Grade 2

Page 273

School Day Skills

Help your child develop important skills for success throughout the school year. Inside, you'll find colorful daily lessons for each week of the autumn, winter, and spring seasons—135 skill-building lessons in all! Suggestions for summer learning are included, too. Each short lesson takes just a few minutes to complete and supports current state standards for learning. Your child will grow in confidence and improve school skills, day by day!

Includes Fun Learning Activities for These School Skills:

- Reading Comprehension and Vocabulary
- Capitalization, Punctuation, and Grammar
- Addition and Subtraction
- Place Value to 1,000
- Counting Money



carsondellosa.com



U.S. \$10.99

ISBN: 978-1-4838-3114-5



9 781483 831145



EAN