


Tracks

Activity Book



Steve Marsland
Gabriella Lazzeri

2

1

What's your name?


1



Look and colour.



Jamie



Bart



Tina



Ron



Katie

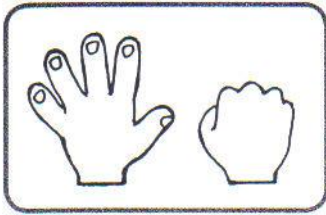


1 Pupils colour the characters and say Hello (*Jamie*).

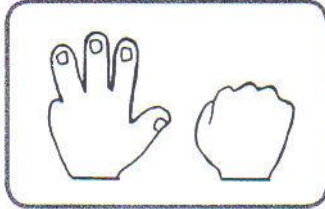
2



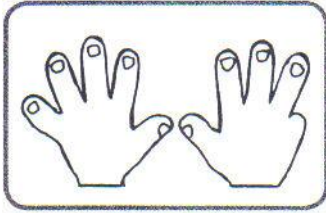
Count and match. Then trace the number word.




9 nine



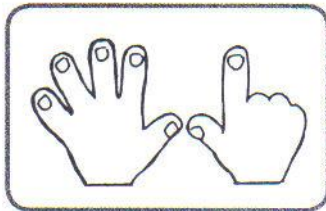
2 two




5 five



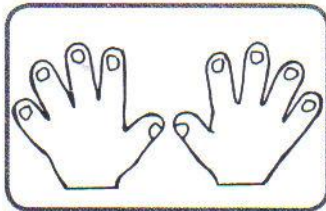
8 eight



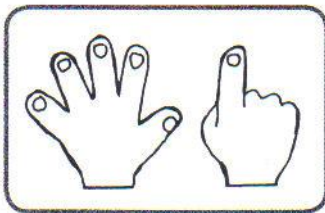
1 one




6 six



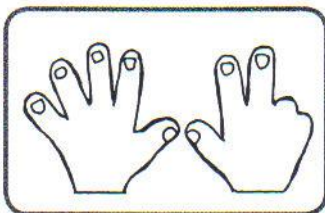
4 four



3 three



10 ten



7 seven


2 Pupils count the fingers, match them to the numbers and trace the number word.

3




Listen and write the age.


1



2



3



4



5




3 Pupils listen and write the ages in the boxes. The teacher says (Ann). Pupils say I'm (seven).


4



Draw yourself. Write your name and age.



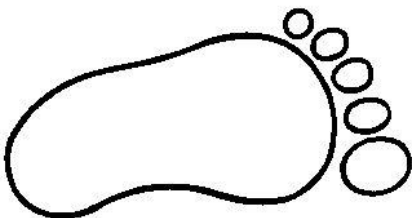





5



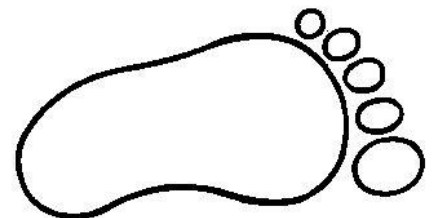
My English. Choose and colour.



OK.



Good.



Very good!

4 Pupils draw their head. They write their name on the line and their age on the T-shirt.

Pirates 1

1




Listen and number. Then colour.




Ritarat



Captain McRat



Ratino



Pavaratty



Fat Cat



Pupils number the characters in the order they hear them, then colour.
The teacher asks *Who is (one)?*

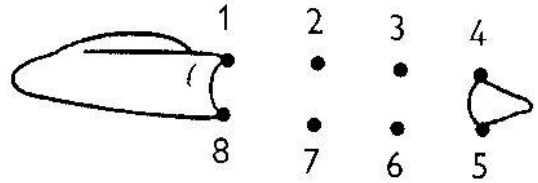
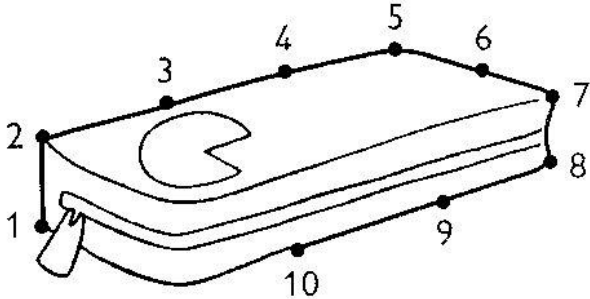
2

What's this?

1

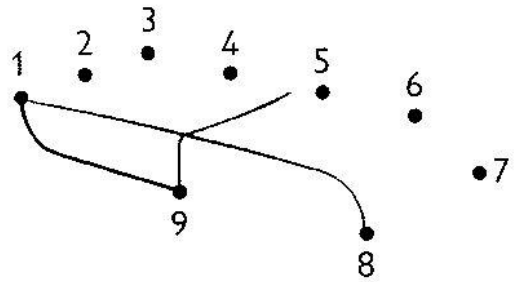
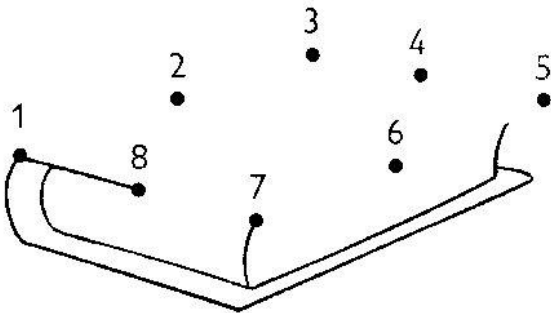


Join the dots. Then read and circle.



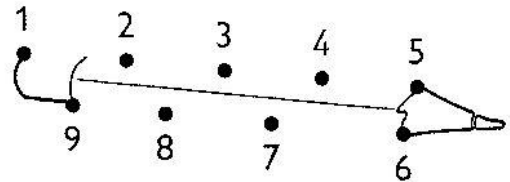
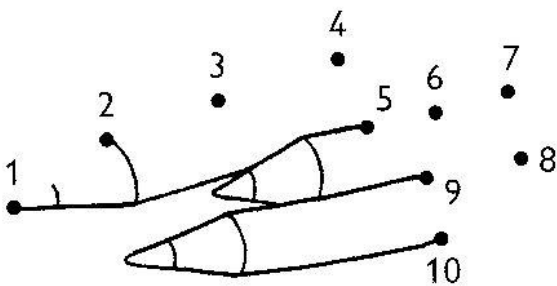
pencil case / pen

book / pen



rubber / book

rubber / pen



book / colouring pencils

pencil / pen

2



Listen and number.




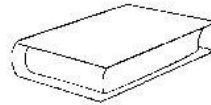
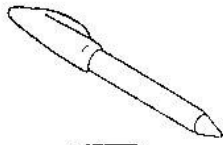
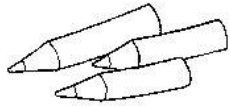
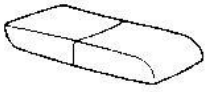
1 Pupils join the dots then circle the correct word under each picture.

2 Pupils listen and number the objects. The teachers asks 'What's (an)?'

3



Trace and tick. Then listen and colour.



8

3 Pupils trace the outline of the classroom objects. They listen and colour them in the colour they hear. The teacher says (*Red*). Pupils say (*A pencil case*).

4



Trace. Then colour and find.

1 pink


4

2

5

3

6



4 Pupils trace the colour words then follow the key and colour the classroom objects.
Pupils say the object and colour *It's a (pink pencil case).*



5



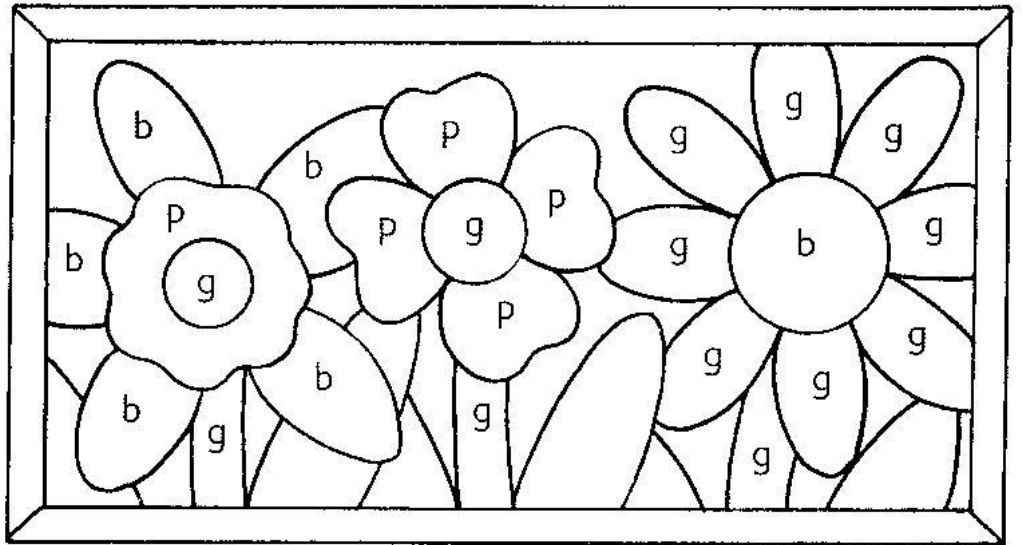
Read and colour.

1

b = blue

g = green

p = purple

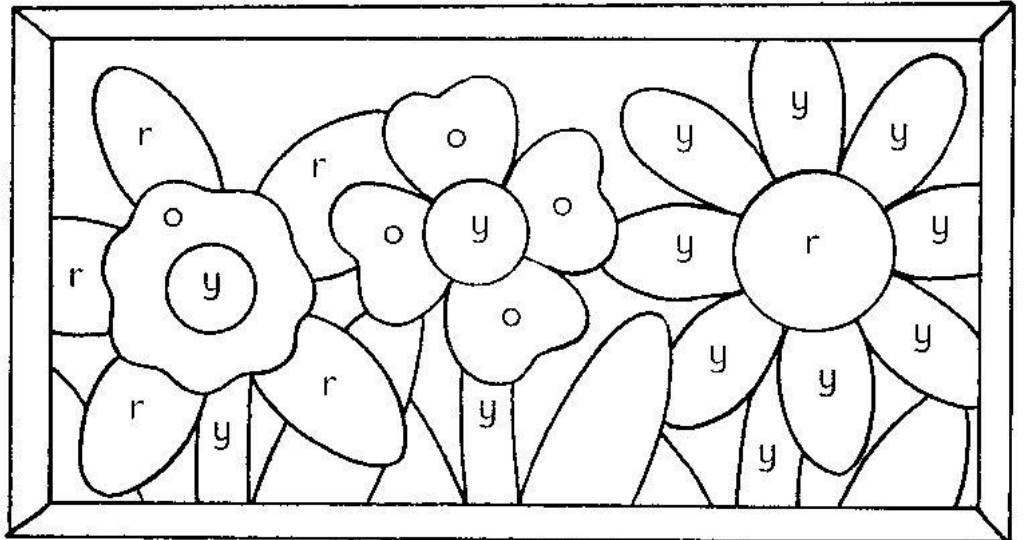


2

r = red

o = orange


y = yellow




6



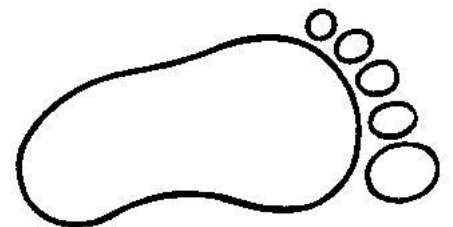
My English. Choose and colour.



OK.



Good.



Very good!

Backtrack 1



A



Play Battleships.

A



red



blue



green



yellow



orange



purple



brown



pink



B



red



blue



green



yellow




orange



purple



brown



pink



A Pupils colour the blobs then write 1 to 10 on grid A. Pupils say a colour and school object. They find their partner's numbers and write them on grid B.



3


I've got a robot

1




Read and draw.

1



computer game

2



car

3



ball

4



bike




1 Pupils read the labels and draw the missing toys.

2




Listen and colour. Then trace.

1




ball


2




3




4



5



6



computer game

robot

2 Pupils listen and colour the toys in the colours they hear. They trace the word under each toy. The teacher says (Orange). Pupils say A (robot).




3




Listen and circle or X.

1



ball
~~bike~~

2



car
scooter

3




car
robot

4



robot
scooter

5



computer
bike

6



ball
robot


3 Pupils listen and circle the toys the children have got and cross the toys they haven't got. Pupils say (One). I've got a (ball). I haven't got a (bike).

4



Listen and number.















5



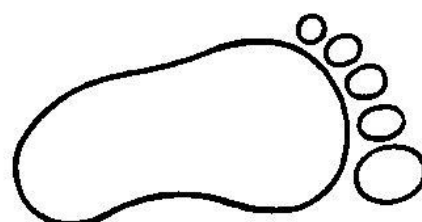
My English. Choose and colour.



OK.



Good.



Very good!


- 4 Pupils listen and number the children in the order they hear them. The teacher says
 5 Pupils colour the footprint that shows how well they have done.

Pirates 2

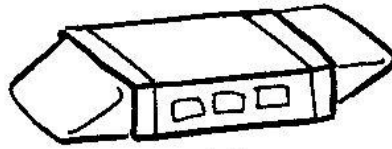
1




Look and circle the story things.



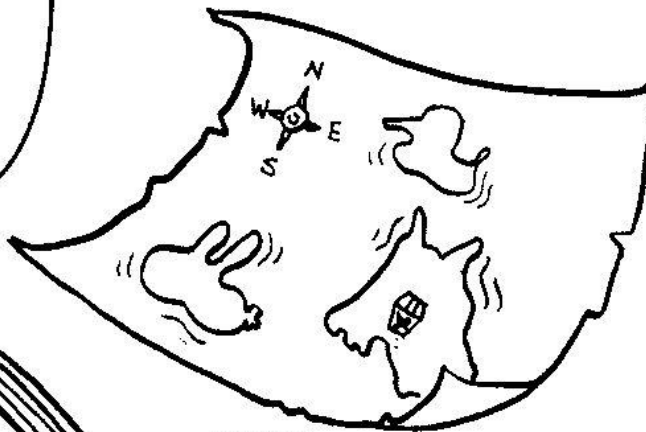
pen



rubber



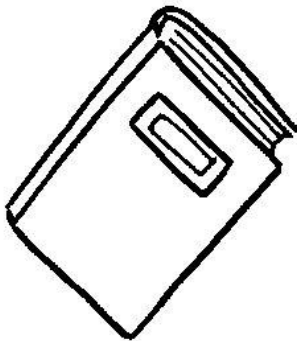
bike




map




pencil



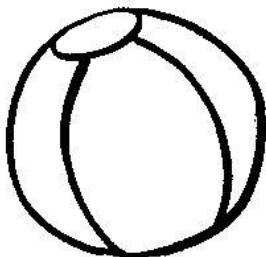
book



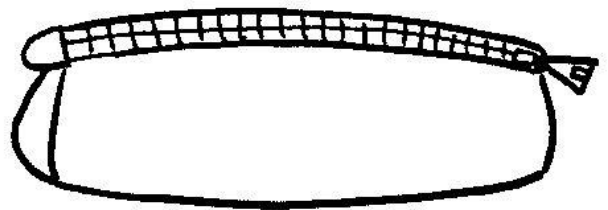
car



robot



ball



pencil case

2








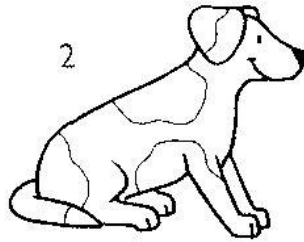

Listen and colour.

1 Pupils circle the objects that appeared in the story.

2 Pupils listen and colour the objects. The teacher says (Blue). Pupils say A (blue book).

4 Have you got a dog?

①  Look and match. Then say.



cow

dog

cat

hen

goat

horse





②   Listen and colour.

- 1 Pupils match the animals and words. They identify the animals (*One.*) *This is a (goat).*
- 2 Pupils listen and colour the animals. The teacher says (*Black and white*). Pupils say (*Dog*).

3



Listen and circle.



4



Look at Activity 3. Read and circle.

- 1 four / three ducks
- 2 three / six cats
- 3 five / four dogs
- 4 five / two rabbits

How many animals?




3 Pupils listen and circle the number of animals the farmer's wife says she has got.
 4 Pupils count the animals in Activity 3 and circle the correct word. Ask How many (ducks)?

5




Listen and ✓ or ✗.


1




2




3




4



5



6



5 Pupils listen and tick the animals the children have got and cross the ones they haven't got. The teacher asks (One). Have you got a (dog)? Have you got a (cat)?

6



Ask and ✓ or X.

Have you got a dog?








Yes, I have.

Have you got a cat?



No, I haven't.

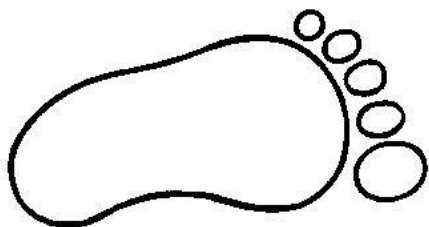


 dog			
 cat			
 rabbit			
 horse			
 mouse			


7



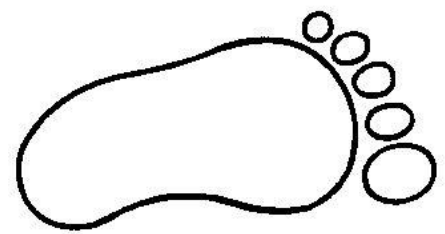
My English. Choose and colour.



OK.



Good.



Very good!



6 Pupils ask three friends *Have you got (a cat)?* They ✓ for *Yes, I have* or X for *No, I haven't*.
7 Pupils colour the footprint that shows how well they have done.

Backtrack 2





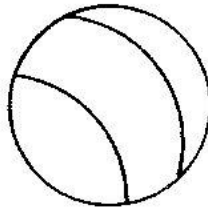







A

44



Listen and match.



Pupils listen and match the children to their animals. The teacher asks (Sam). Have you got a (ball)?

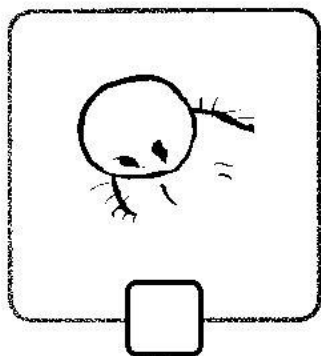
5

The monster dance!


1




Listen and number.




eye



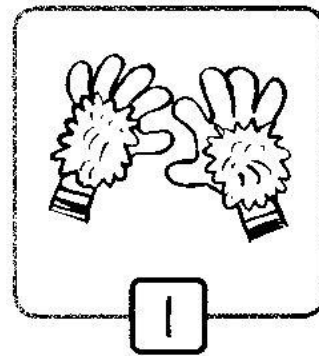
feet




hair



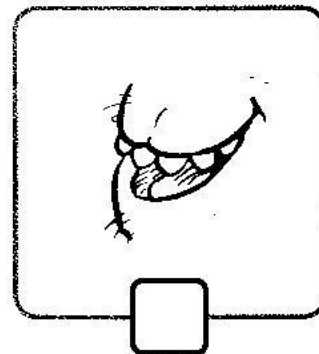
face



hands



ears



mouth

2



Trace the words.



- 1 Pupils listen and number the body parts in the order they hear them.
- 2 Pupils trace the body words.

3



Read and draw.




long ears




big eyes




short ears



small eyes



big feet



a small nose

3 Pupils read the labels and draw the missing features on the animals.
The teacher says (*Rabbit*). Pupils say *I've got (long ears)*.

4



Look and draw.

close


clap



stamp


touch

5  Read and match.




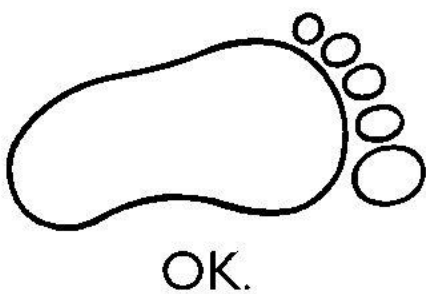
6   Complete. Then ask and answer.

Two cows.
How many feet?




	feet	eyes	mouths
two cows	8	4	2
one rabbit			
three birds			


7  My English. Choose and colour.






5 Pupils match and make phrases. The teacher does the actions. Pupils say the phrases.
6 One pupil says *Two (cows). How many (feet)?* Their partner says and writes the answer.

Pirates 3

①  Where's the treasure? Draw a **X** and colour.



②  Listen and colour. Then trace.



horse

duck

rabbit

- 1 Pupils mark the treasure on the map and colour it. The teacher asks *Where is the treasure?*
- 2 Pupils listen and colour the animals. They trace the words.

6


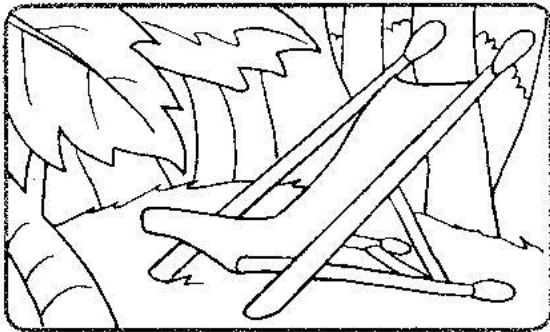

This is my home

1



Look and match.

This is my home.



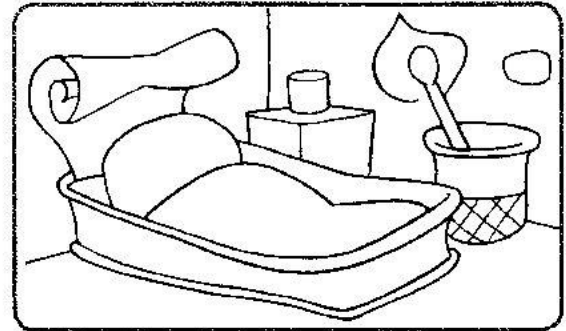

kitchen

bedroom

living room

bathroom

garden





1 Pupils match the pictures to the words. Pupils say *This is the (kitchen).*

2




Listen and number. Then trace.

Look!



This is my mother.



This is my brother.



This is my father.








This is my mother.

3



Read, look and match.




- 1 cat
 - 2 mouse
 - 3 rabbit
 - 4 bird
 - 5 goat
- In the living room.
 - In the bedroom.
 - In the bathroom.
 - In the kitchen.
 - In the garden.

3 Pupils look at the pictures and match each animal word to the phrase that describes where the animal is. The teacher asks *Where's the (cat)?*

4



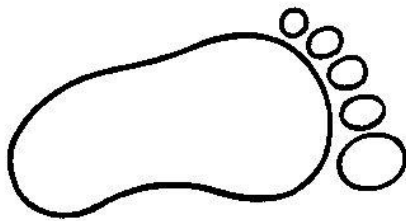
Listen, draw and colour.




5



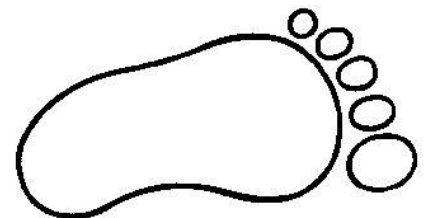
My English. Choose and colour.



OK.



Good.




Very good!



4 Pupils listen and draw the items in the correct rooms. The teacher asks *Where's my (ball)?*
5 Pupils colour the footprint that shows how well they have done.


Backtrack 3




A



Look and trace. Then match.




small mouth




big




long




blue




mother




father




brother




sister




big



short



big






small

Pupils trace the words to complete the labels then match the body parts to the people.
The teacher says (*Mother*). Pupils say (*Small mouth*).


7

I like milk


①  Look and match. Then trace.



cheese



②  Look, find and circle.



a	g	i	p	w	a	t	e	r	a
f	m	i	l	k	d	x	r	i	p
z	b	c	r	i	c	e	r	r	q
p	a	s	t	a	x	h	l	r	g
p	x	b	c	h	e	e	s	e	k
p	h	e	c	h	i	c	k	e	n


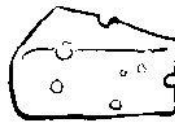

- 1 Pupils match the picture lists to the word lists. They trace the words.
- 2 Pupils look at the pictures and find the words in the wordsearch.

3

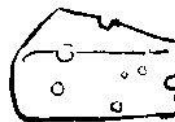



Listen and ✓ or ✗.

1



2






3 Pupils listen. They tick the food the children like and cross the food they don't like.
The teacher asks (One). Do you like (chicken)?

4



Read and number.




- 1 I like cheese, water and fish.
- 2 I like bread. I don't like cheese.
- 3 I like cheese, milk and apples.
- 4 I like rice and carrots.

5



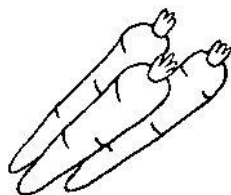
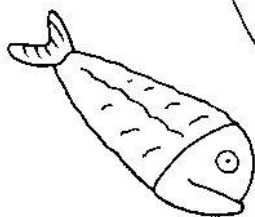
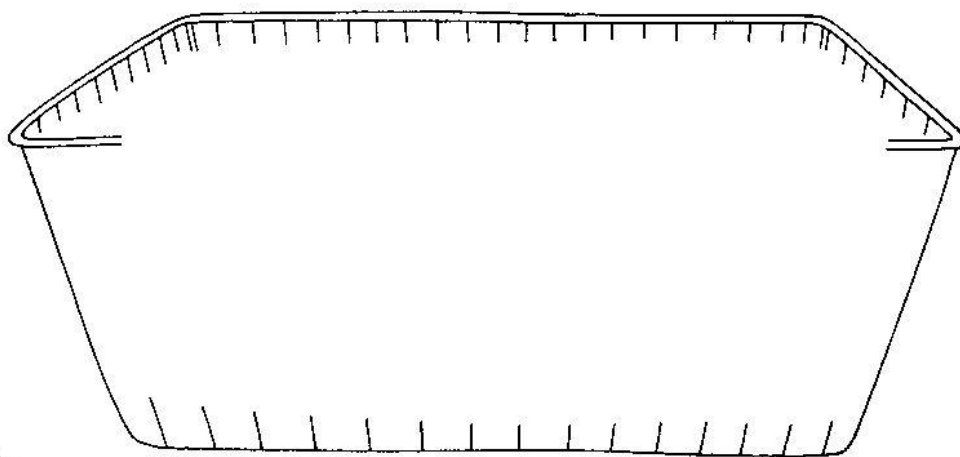


Trace. Then read and draw what Emma likes.



Emma


I like _____ and _____ .
I don't like _____ or _____ .




6



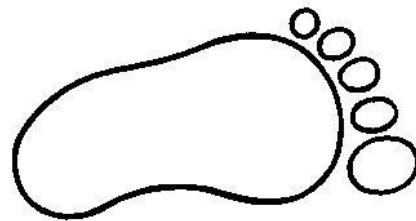
My English. Choose and colour.



OK.



Good.



Very good!

5 Pupils trace the words, then draw what Emma likes in the shopping basket.

6 Pupils colour the footprint that shows how well they have done.

Pirates 4

①  Look and match.

kitchen

living room

bedroom

bathroom

garden



②  Listen, find and say.

- 1 Pupils match the words to the rooms in the house. They colour the picture.
- 2 Pupils listen and find the objects. The teacher asks *Where's the (fish)?*

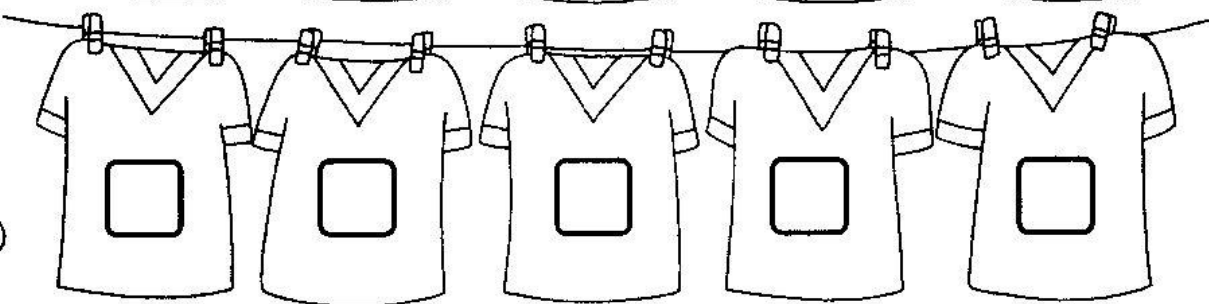
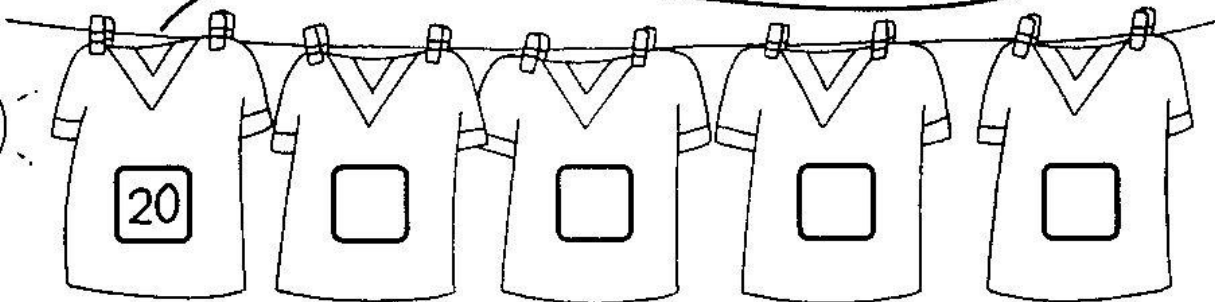
8 Fun time!

1



Listen and write. Look and match.

eleven sixteen fourteen seventeen twenty

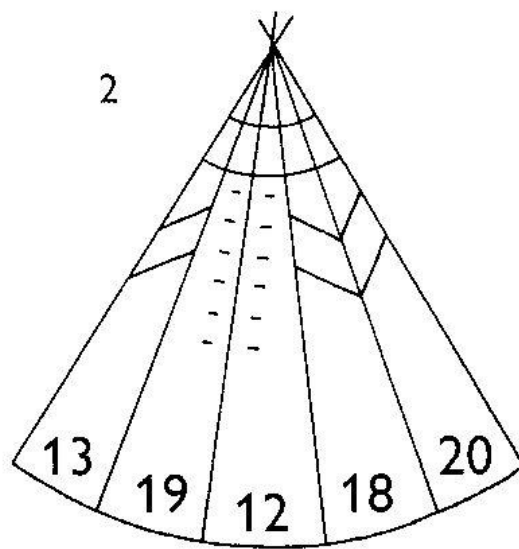
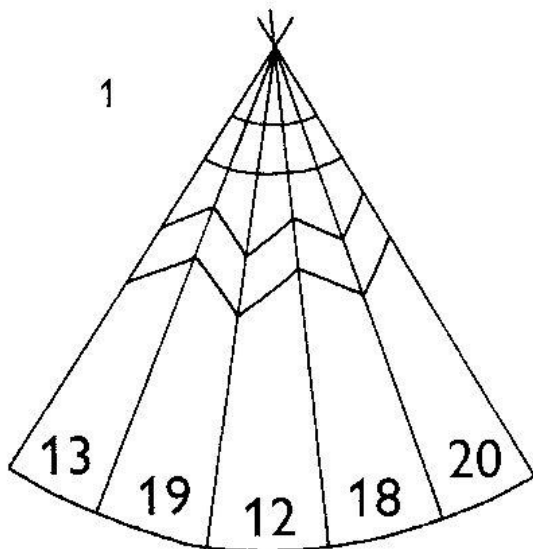


fifteen nineteen twelve eighteen thirteen

2




Colour picture 1. Then say.



- 1 Pupils listen and write the numbers. They match the number words to the shirts.
- 2 Pupils colour tepee 1. They say (13) is (green) and colour tepee 2 to match their partner's.

3 Play Cascade.








3 Pupil A says the number on a rock in the first line and pupil B does the action. If pupil B is correct, he/she colours the rock and takes another turn.

4



Listen and number. Then trace.



4 Pupils listen and number the pictures in the order they hear them. They trace the words to complete the phrases. The teacher says (One). Pupils say (Don't stand up!).

5



Listen and circle. Then copy.

1




Clap! / Don't clap!

2



Dance! / Don't dance!

3



Write! / Don't write!

4



Sit down! / Don't sit down!

5

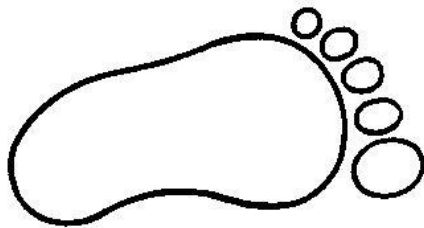


Run! / Don't run!


6



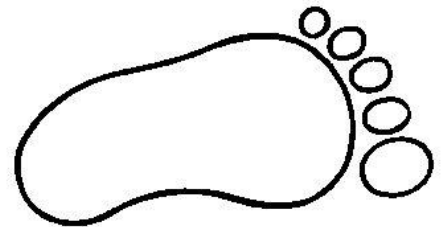
My English. Choose and colour.



OK.



Good.



Very good!

9

I can swim

1



Listen and number. Then find and copy.

draw read
dance jump

I can _____.



I can _____.



I can draw _____.



I can _____.



1 Pupils listen and number the pictures. They complete the sentences with the words in the box. The teacher says (One). Pupils say (I can draw).

2



Look, read and circle.

1 I can swim.

I can't swim.



2 I can dance.

I can't dance.



3 I can sing.

I can't sing.




4 I can jump.

I can't jump.



5 I can draw.


I can't draw.



3



Draw and write.




- 2 Pupils circle the sentences. The teacher says (One). The pupils say *I can/can't (swim)*.
 3 Pupils draw something they can do then complete the sentence about themselves.

4



Listen and ✓ or ✗.



5



Choose and copy.

scooter bike
skipping rope
skateboard




A

6



Read and number. Then look and say.


1




2



3



4



I can ride a scooter.

I can ride a bike.

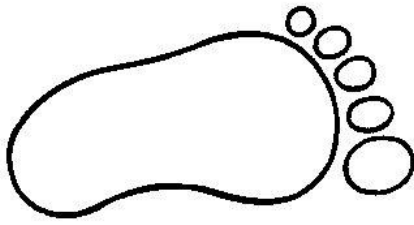
I can skip.

I can skateboard.


7



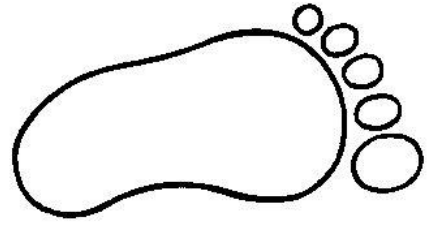
My English. Choose and colour.



OK.



Good.



Very good!

6 Pupils match the children to the sentences. Pupils say A: (One). B: I can (skateboard).


7 Pupils colour the footprint that shows how well they have done.

Pirates

1



Number the pictures.



2



Listen and check. Then colour.

- 1 Pupils number the pictures in the order they appeared in episode 5 of the story.
- 2 Pupils listen to the story to check their answers to Activity 1. They colour the pictures.


Goodbye!

1




Colour. Draw your family and copy.

computer game mother father
pen sister bike brother




A _____ pen _____

for my _____.




A _____

for my _____.



A _____

for my _____.



A _____


for my _____.


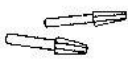
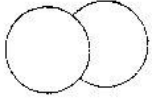
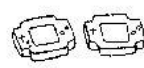

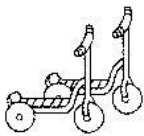
1 Pupils colour the pictures then draw the family member they want to give each object to. They complete the sentences using the words in the box.

2



Find, count and complete.





- 1 How many  books ? 15
- 2 How many  ?
- 3 How many  ?
- 4 How many  ?
- 5 How many  ?
- 6 How many  ?

2 Pupils find and count the objects. They complete the sentences with the object word and the number they found. The teacher asks *How many (books)?*

3



Listen and number.



4



Draw and write.

I can

I can't


3 Pupils listen and number the signs in the order they hear them.

4 Pupils draw what they can and can't do. They write sentences with *I can* and *I can't*.


5




Find, circle and ✓.




kitchen



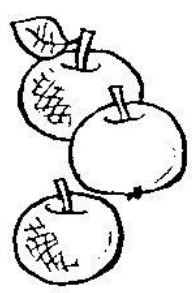
bathroom



bike




cat




apples

h	w	v	q	m	a	c	a	t
k	i	t	c	h	e	n	n	q
d	b	a	t	h	r	o	o	m
j	r	b	i	k	e	n	q	a
k	w	f	f	r	g	e	a	r
m	o	u	t	h	v	e	w	x
m	e	y	a	p	p	l	e	s



ear




mouth

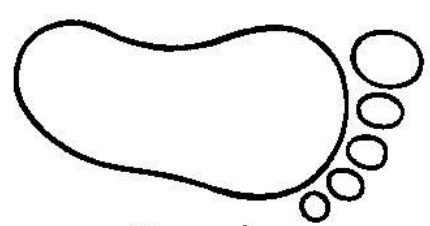
6




My English. Choose and colour.



OK.




Good.



Very good!


Backtrack 5



A



Listen to your partner and find the toy.



Pupil A chooses a toy at an exit and guides his/her partner to it by saying the instructions on the path that leads there. Pupil B says *I've got a (scooter)*.

Pirates &

1



Listen and ✓ or ✗.


1




2



3



4



5




6



2



Draw the treasure in the chest.

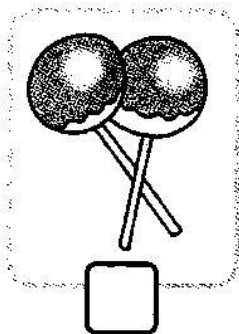

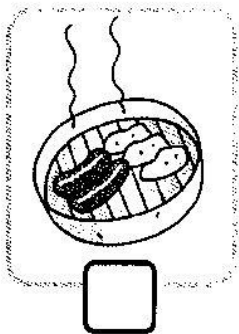

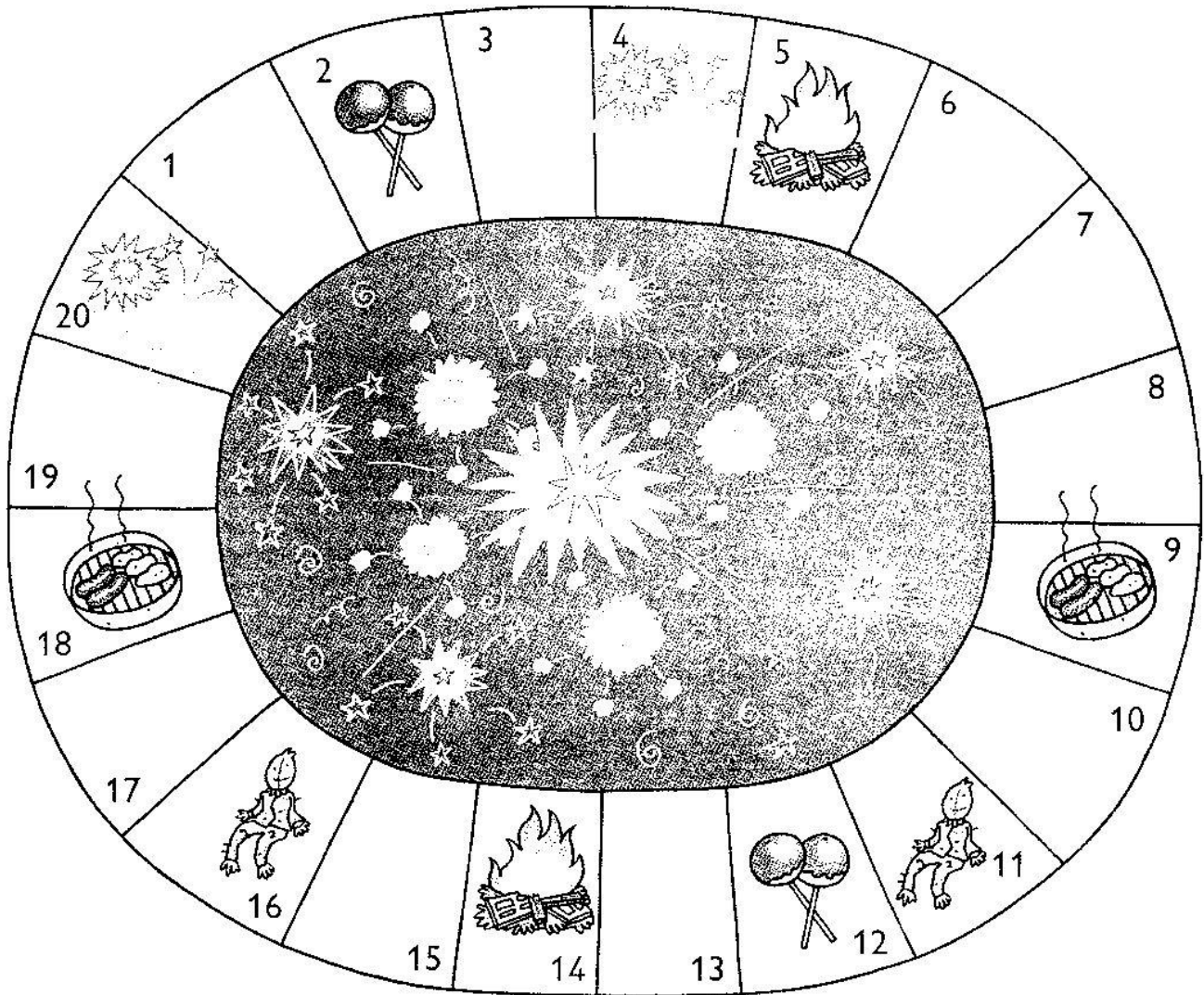


1 Pupils listen and put a tick if a sentence is true and a cross if it's not.

2 Pupils draw the treasure from the story.

Bonfire night

1  Play Bonfire night lotto.



Pupils start at 1. They shake a dice and move a counter to the next space. If they land on a picture, they tick the matching picture under the game.