

# Tracks

Activity Book



3

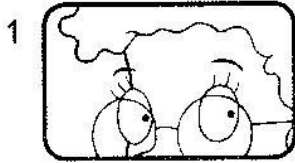


Steve Marsland  
Gabriella Lazzari


# 1

# My name's Alfie

1  Read and match.



Hello. My name's Ryan.



Hello. My name's Miss Hill.




Hello. My name's Alfie.



Hello. My name's Poppy.





Hello. My name's Victoria.

2  Read. Then draw and complete.

What's your name?  
How old are you?

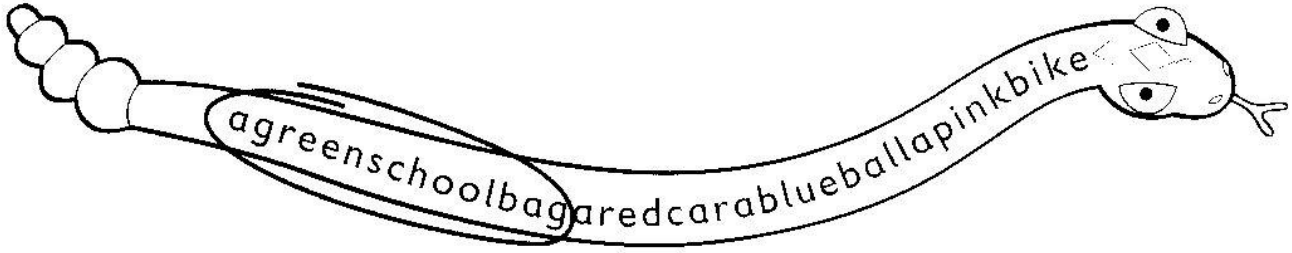
My name's Alfie.  
I'm eight.

My name's \_\_\_\_\_.  
I'm \_\_\_\_\_.



- 1 The teacher asks *One*. What's your name? Pupils say *My name's (Miss Hill)*.
- 2 The teacher asks *What's your name? How old are you?*

3  Find and circle the phrases.



4   Look and copy. Then read and colour.


book ~~ball~~ skateboard school bag

1 My favourite colour is yellow.



I've got a ball \_\_\_\_\_.

2 My favourite colour is pink.




I've got a \_\_\_\_\_.

3 My favourite colour is purple.



I've got a \_\_\_\_\_.

4 My favourite colour is green.



I've got a \_\_\_\_\_.

3 The teacher chooses pupils to say the phrases.

4 The teacher says (One). Pupils say I've got a (ball), My favourite colour is (yellow).

5



Read and match.

What's your name?

Have you got a pet?

What's your favourite colour?

Yes, I have.


Blue.

Poppy.

6



Read, choose and write.



Yes, I have. No, I haven't.

1 Have you got a pet? \_\_\_\_\_

2 Have you got a bike? \_\_\_\_\_

3 Have you got a scooter? \_\_\_\_\_

4 Have you got a pencil case? \_\_\_\_\_

4

5 The teacher asks the questions. The pupils answer.

7



Read and complete.



colour have ~~favourite~~ got

- 1 What's your \_\_\_ favourite \_\_\_ colour?
- 2 My favourite \_\_\_\_\_ is red.
- 3 Have you \_\_\_\_\_ a pet?
- 4 Yes, I \_\_\_\_\_.

8



Find and write the words on page 57.

book pencil case school bag ball bike car  
computer game skateboard scooter

9



My English. Read and colour.

What's your  
favourite colour?

My favourite  
colour is blue.



I've got a cat.



Have you got a pet?

Yes, I have.

No, I haven't.



7 The teacher says (One). Pupils say the question.

# Pirates 1

①




Read, match and colour the treasure.

1



My name's Doo Doo.  
My favourite colour is red.

2




My name's Ritarat.  
My favourite colour is green.

3



My name's Ratino.  
My favourite colour is yellow.

4




My name's Pavaratty.  
My favourite colour is purple.

②



Read and write T (true) or F (false).



- 1 My name's Mr Cat.
- 2 I'm a captain.
- 3 I've got the treasure.
- 4 The treasure is in cannon number 2.

F

# 2 It's a rocket!





①  Read and match.

car

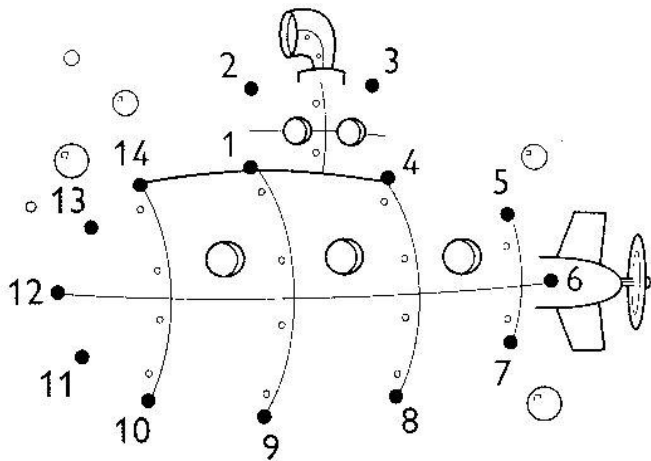
rocket

submarine

bus



②  Join the dots. Then complete.




1 What's this?

It's a \_\_\_\_\_.

2 What's this?

It's a \_\_\_\_\_.



1 The teacher asks (One). What's this? Pupils say It's a (submarine).



3




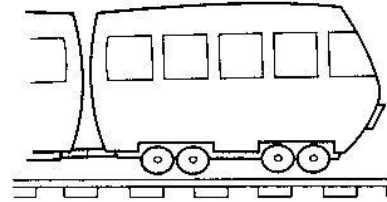
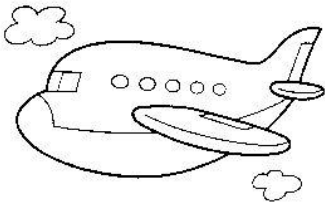
Read, find and colour.

1 It's a train. It's red.

2 It's a plane. It's green.

3 It's a helicopter. It's blue.

4 It's a bike. It's black.




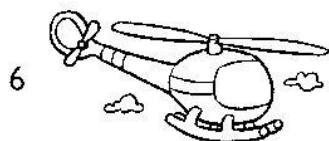
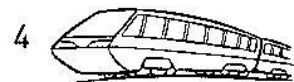
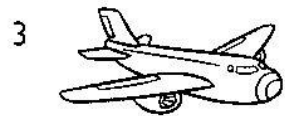

4



Find and circle.



1	f	y	a	c	t	w	<b>c</b>	<b>a</b>	<b>r</b>	e	l
2	b	u	s	j	a	x	n	w	z	k	a
3	d	c	g	h	h	s	p	l	a	n	e
4	e	u	h	d	l	t	r	a	i	n	m
5	f	r	b	i	k	e	t	d	s	j	b
6	h	e	l	i	c	o	p	t	e	r	k
7	g	t	r	o	c	k	e	t	r	p	l
8	y	s	u	b	m	a	r	i	n	e	p



2 The teacher asks 'What's this?' Pupils say 'It's a (train). It's (red).'



5

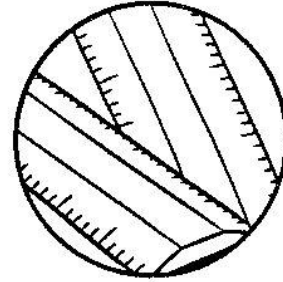


What are these? Look, read and complete.

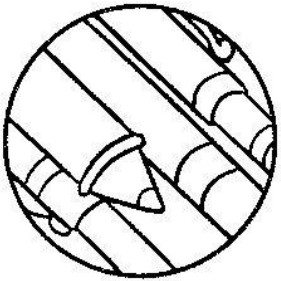
pencils rulers pens rubbers



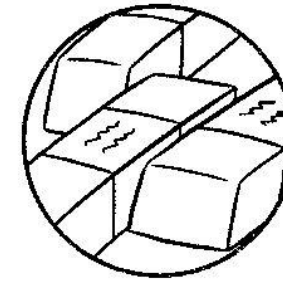
1 They're \_\_\_\_\_.



2 They're \_\_\_\_\_.



3 They're \_\_\_\_\_.

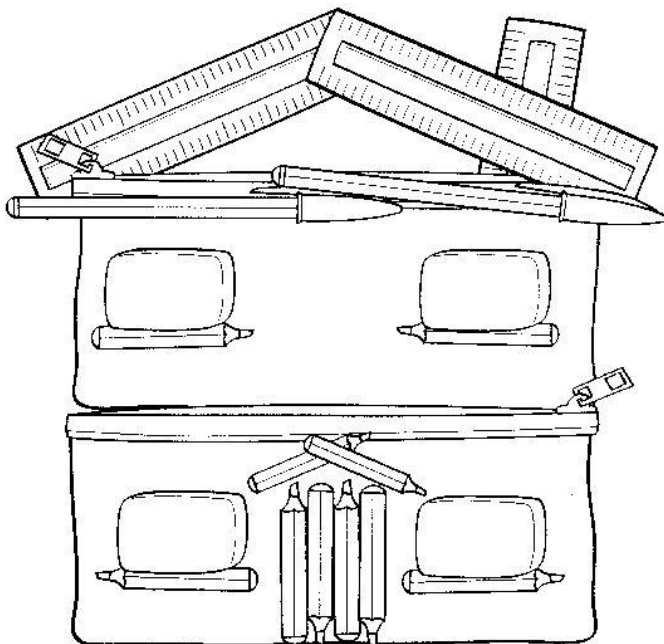


4 They're \_\_\_\_\_.

6



Find, count and write.



2 pencil cases

2 \_\_\_\_\_

3 \_\_\_\_\_

4 \_\_\_\_\_

10 \_\_\_\_\_

7




Read and complete.

It's They're


1 What's this?

\_\_\_\_\_ a submarine.



2 What are these?

\_\_\_\_\_ pencil cases.



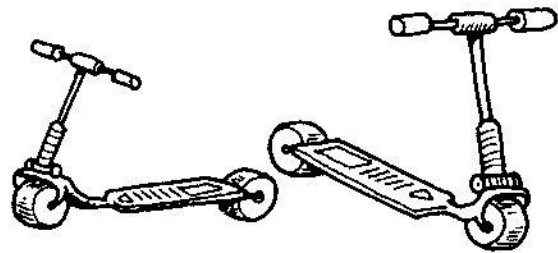
3 What's this?

\_\_\_\_\_ a school bag.



4 What are these?

\_\_\_\_\_ scooters.



8



Find and write the words on page 57.

bus submarine plane pen pencil train  
rubber ruler helicopter rocket

9



My English. Read and colour.

What's this?

It's a bike.



What are these?

They're skateboards.



7 The teacher asks *What's this?/What are these?* Pupils answer *It's/ They're (a submarine).*

9 Pupils colour the face that shows what they can say from the unit.




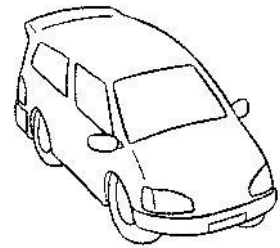
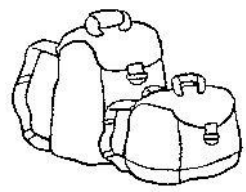


# Backtrack 1



**A**



Listen and colour.



## Question maker

**B**



Read and match.

Then write the questions and answer for you.

- |   |             |       |                   |
|---|-------------|-------|-------------------|
| 1 | What's      | _____ | favourite colour? |
| 2 | What's your | _____ | are you?          |
| 3 | How old     | _____ | your name?        |

1 What's your name? \_\_\_\_\_

2 \_\_\_\_\_

3 \_\_\_\_\_

A The teacher says *It's / They're (orange)*. Pupils say *(Cats)*.  
 B The teacher says *(One)*. Pupils say the question and their answer.

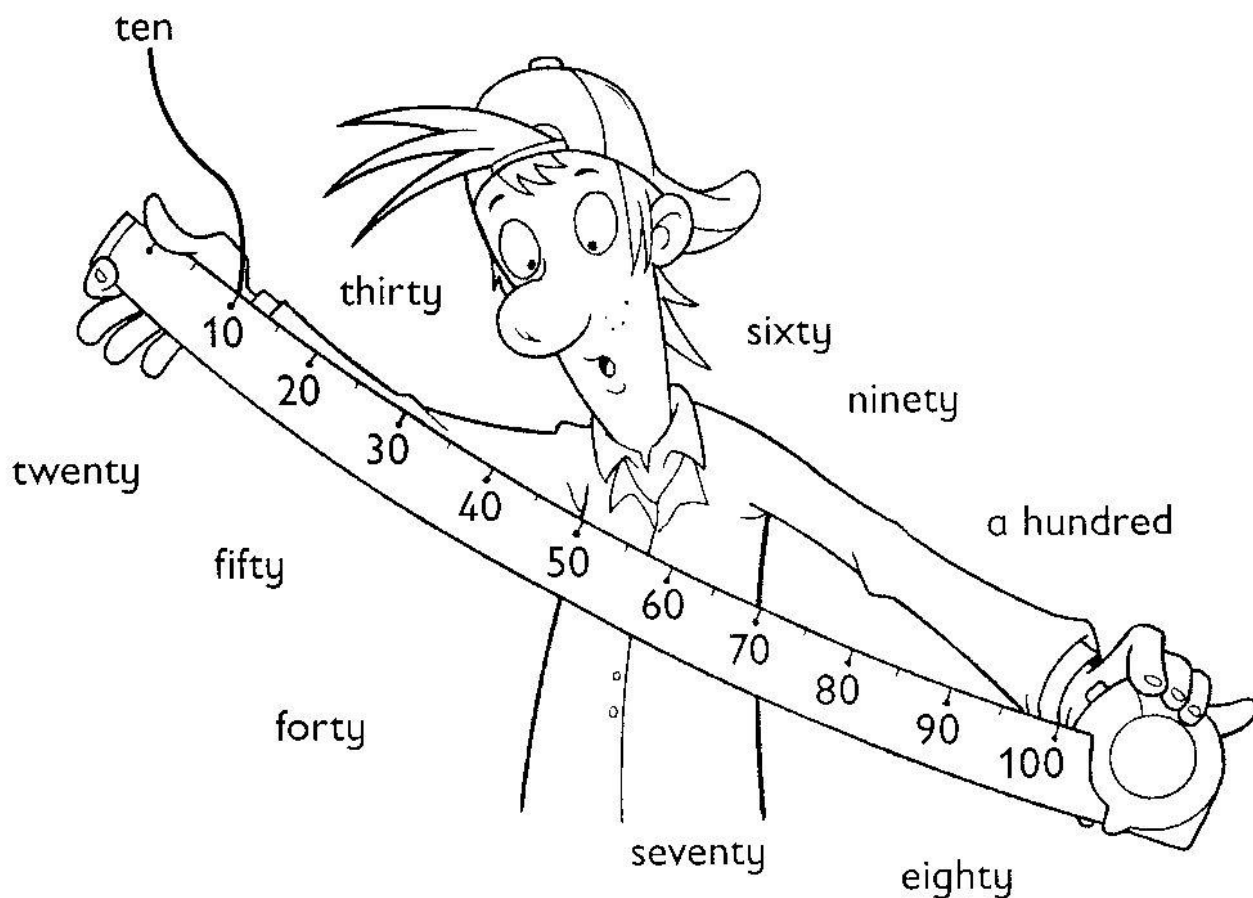


# 3 He's number 42

1



Help Stan. Match the words and numbers.



2



Write the number words on page 58.

3



Calculate and write.

$80 - 40 = \underline{\text{forty}}$

$30 + 20 = \underline{\hspace{2cm}}$

$5 + 5 = \underline{\hspace{2cm}}$

$10 + 80 = \underline{\hspace{2cm}}$

$90 - 30 = \underline{\hspace{2cm}}$

$40 - 10 = \underline{\hspace{2cm}}$

$30 + 40 = \underline{\hspace{2cm}}$

$10 + 10 = \underline{\hspace{2cm}}$




1 The teacher writes the numbers on the board. Pupils say the numbers.

3 The teacher says (*Eighty minus forty.*) Pupils say the answer.

4



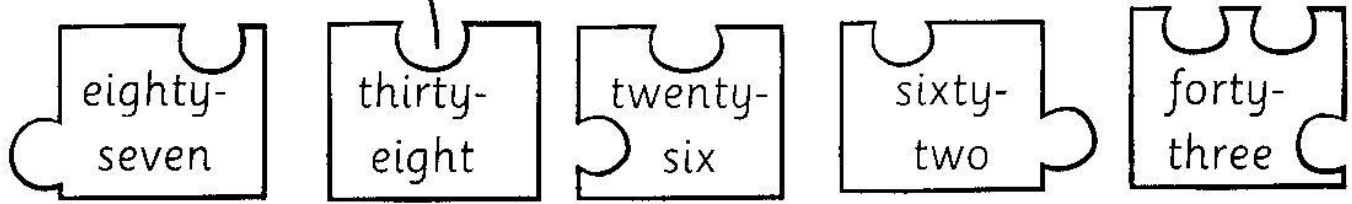

Listen and write the numbers.



5



Match and copy.



\_\_\_\_\_ thirty-  
\_\_\_\_\_ eight \_\_\_\_\_

- 4 Pupils say the numbers in the order they heard them.
- 5 Pupils say the numbers.



6




Read and draw.



1 She's angry.




2 He's thirsty.





3 He's happy.



4 She's sad.




5 He's surprised.



6 She's hungry.


6 The teacher mimes the expressions. Pupils say the matching phrase.

7  Choose, draw and copy.

hungry thirsty happy sad surprised angry




He's \_\_\_\_\_.



She's \_\_\_\_\_.

8  Find and write the words on page 58.

hungry surprised angry happy thirsty sad

9  My English. Read and colour.

He's hungry.

She's thirsty.



I can count to a hundred.



7 Pupils say the sentences to describe their pictures.

9 Pupils colour the face that shows what they can say from the unit.

# Pirates 2

①



Find, count and write numbers.



- 1 How many books? 18
- 2 How many pencils? \_\_\_\_\_
- 3 How many rockets? \_\_\_\_\_
- 4 How many pens? \_\_\_\_\_
- 5 How many bikes? \_\_\_\_\_


②




Look and write.



1 I'm \_\_\_\_\_



2 \_\_\_\_\_



3 \_\_\_\_\_

- 1 The teacher asks *How many (books)?*
- 2 The teacher says *(One)*. Pupils say the matching phrase.



# She's got long hair

1



Read and match.

hair

mouth

head

arm

nose

ears

eyes

hand

leg

foot


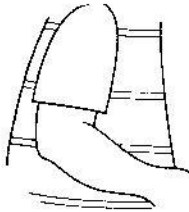


2



Look and copy.

leg arm ~~hand~~ foot head



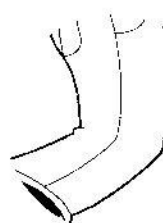
1 hand \_\_\_\_\_

2 \_\_\_\_\_

3 \_\_\_\_\_



4 \_\_\_\_\_



5 \_\_\_\_\_



1 The teacher asks *What's this? / What are these?* Pupils answer *(Hair) / (Ears)*.

2 The teacher asks *(One). What's this?* Pupils answer *A (hand)*.

3



Listen, draw and colour.

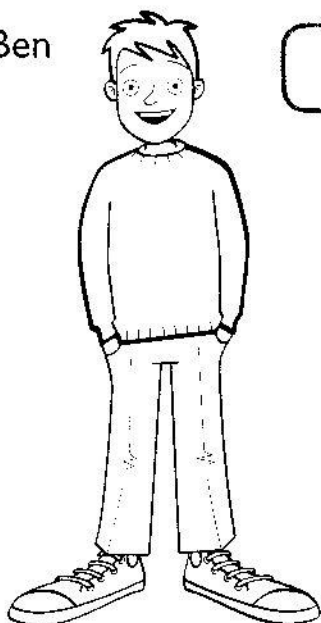


4




Read and look. Complete the sentences.

Ben



He's got    She's got

Ann



1 He's got blonde hair.

2 \_\_\_\_\_ long hair.

3 \_\_\_\_\_ dark hair.

4 \_\_\_\_\_ small feet.

5 \_\_\_\_\_ short hair.

6 \_\_\_\_\_ long legs.

5




Find and write the words on page 58.

blonde    dark    long    short

6



Do you remember? Read and circle.



1 Has Ryan got red hair?

Yes, he has. / No, he hasn't.

2 Has Poppy got dark hair?

Yes, she has. / No, she hasn't.

3 Has Alfie got blue eyes?

Yes, he has. / No, he hasn't.


4 Has Victoria got brown eyes?

Yes, she has. / No, she hasn't.

7



Draw your friend. Circle and write the answers.



1 Has he / she got short hair? \_\_\_\_\_

2 Has he / she got blonde hair? \_\_\_\_\_

3 Has he / she got green eyes? \_\_\_\_\_

4 Has he / she got brown eyes? \_\_\_\_\_

6 The teacher asks the questions and the pupils say the correct answer.

7 The teacher asks the individual pupils the questions. Pupils answer.

8



Read and complete.



blonde got eyes small

- 1 She's \_\_\_\_\_ long hair.
- 2 She's got brown \_\_\_\_\_.
- 3 She's got \_\_\_\_\_ hair.
- 4 She's got a \_\_\_\_\_ nose.

9



Find and write the words on page 59.

foot leg arm bottom hand  
nose ears hair eyes mouth head

10



My English. Read and colour.

He's got short hair.

She's got dark hair.



Has he got blue eyes?

Yes, he has.



Has she got brown eyes?




No, she hasn't.



# Backtrack 2




**A**  Look at the pictures. Complete the words.



				t					
				h	a	p	p	y	
<sup>2</sup> s			p	r		s	e	d	
		<sup>3</sup> a	n	g					
				<sup>4</sup> s					
				t					
<sup>5</sup> h			g	r					



## Question maker

**B**  Reorder and write the questions.  
Then answer Yes, he has or No, he hasn't.



1 Has he got nose a big?

2 Has he small a got mouth?

1 \_\_\_\_\_

2 \_\_\_\_\_

A The teacher says (One). Pupils say the adjective.

B The pupils say the questions and the answers.

# 5 Is it an elephant?

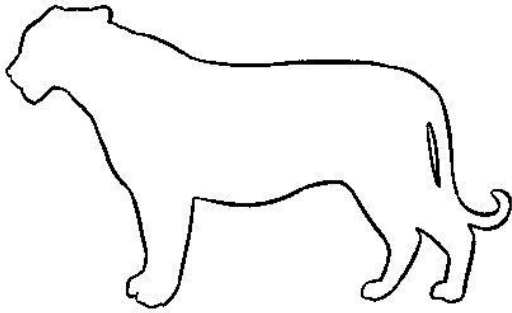
①




Look and complete.

an a


snake ostrich tortoise ~~tiger~~ elephant bear



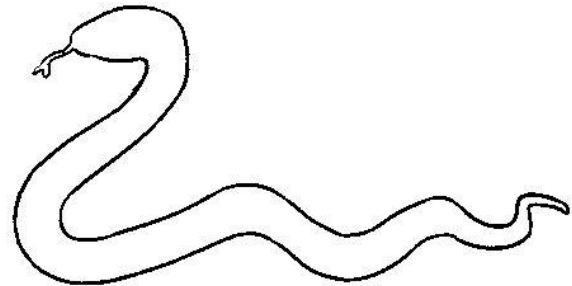
1 It's            a tiger           .




2 It's           .




3 It's           .



4 It's           .





5 It's           .



6 It's           .

1 The teacher says (One). What's this? Pupils say It's a tiger.


2 Find and circle 5 words. Then match and copy.



strong


3 Read and match.

It's fast. It's grey and white.  
It's got long legs.




It's strong. It's orange  
and black. It's got four legs.

ostrich



It's got four legs. It's tall.  
It's brown and yellow.



2 The teacher asks *Is the bear (fast)?* Pupils answer *Yes, it is. / No, it isn't.*


3 The teacher reads the texts and asks *What animal is this?*

4



Listen and circle the answers.


1



2



3




Yes, it is. / No, it isn't.


Yes, it is. / No, it isn't.

Yes, it is. / No, it isn't.


4



5



6



Yes, it is. / No, it isn't.


Yes, it is. / No, it isn't.

Yes, it is. / No, it isn't.

5



Draw an animal. Answer the questions.



1 Is it big? \_\_\_\_\_

2 Is it small? \_\_\_\_\_

3 Is it furry? \_\_\_\_\_

4 Is it tall? \_\_\_\_\_

5 Is it strong? \_\_\_\_\_

4 The teacher asks the questions and the pupils answer *Yes, it is.* / *No, it isn't.*

5 The teacher asks individual pupils the questions. They answer *Yes, it is.* / *No, it isn't.*







# Pirates 3

1



Look and complete. Then listen and check.


Look! It's .....  
And it's .....  
Is ..... a ..... ?



2



Listen and write the answers.



- |   |                    |                      |   |                |       |
|---|--------------------|----------------------|---|----------------|-------|
| 1 | Is it a tiger?     | <u>No, it isn't.</u> | 2 | Is it a snake? | ..... |
| 3 | Is it an elephant? | .....                | 4 | Is it a bear?  | ..... |
| 5 | Is it an ostrich?  | .....                | 6 | Is it a cat?   | ..... |

- 1 Pupils read out the completed text.
- 2 The teacher asks the questions. Pupils answer.


# 5 In my house

①



Look and match.

bathroom bedroom bedroom



kitchen hall living room bathroom

②



Read and circle the answers.

- 1 There's / There are two bathrooms.
- 2 There's / There are a kitchen.
- 3 There's / There are a living room.
- 4 There's / There are two bedrooms.
- 5 There's / There are a hall.

1 The teacher asks *What's this?* Pupils answer *This is the (hall).*

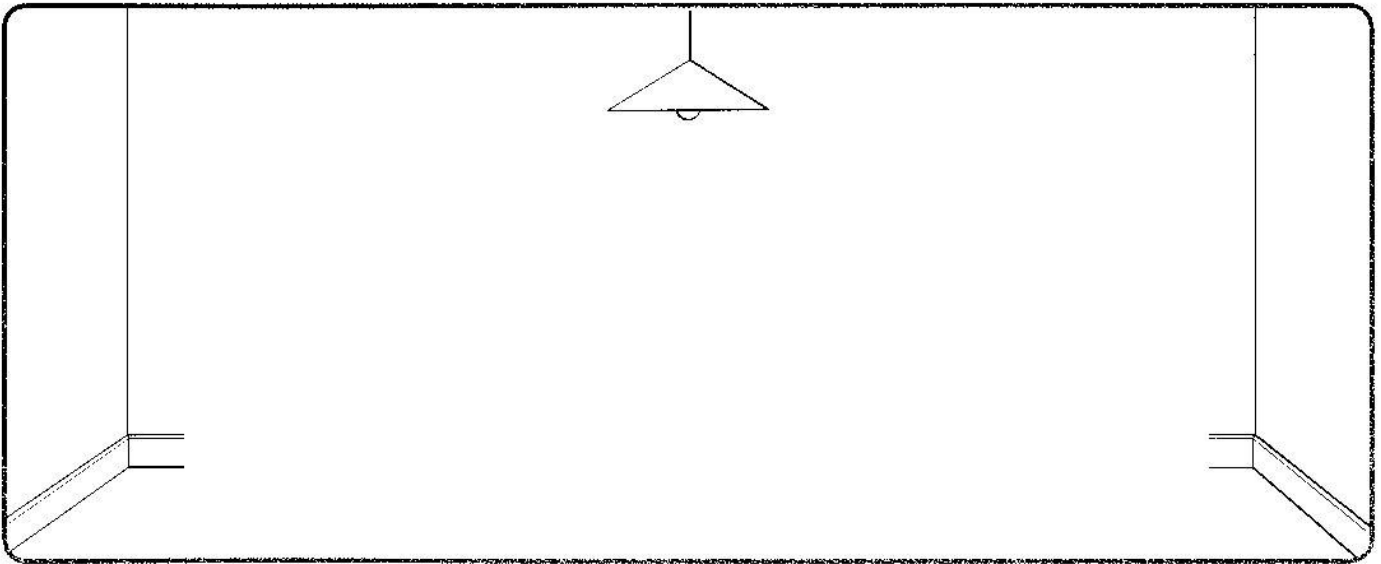
2 The teacher asks *How many (bathrooms)?* Pupils answer *There's / There are (two bathrooms).*



3

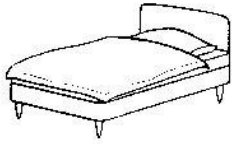


Draw a bedroom. Say what there is.

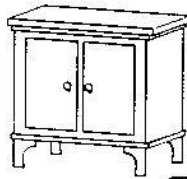


chair

1




bed

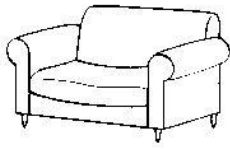


cupboard

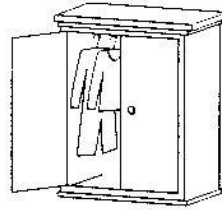
There's a chair.



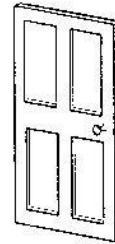
table



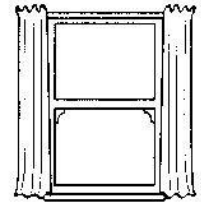
sofa



wardrobe



door



window

4



Write about your bedroom.

There is

There are

In my bedroom \_\_\_\_\_


\_\_\_\_\_

\_\_\_\_\_

5



Read and draw.



- 1 There's a bed in the bedroom.
- 2 There's a table in the living room.
- 3 There's a cupboard in the kitchen.
- 4 There's a bath in the bathroom.
- 5 There's a snake in the bedroom. It's under the bed.
- 6 There's a cat in the kitchen. It's on the cupboard.
- 7 There's a goat in the bathroom. It's in the bath.
- 8 There's a hen in the living room. It's behind the table.

6



Find and write the words on page 61.


in under on behind

5 The teacher asks *What's in the (bedroom)? Where's the (snake)?*

7



Read and complete.



on are There's two

- 1 \_\_\_\_\_ a wardrobe.
- 2 There \_\_\_\_\_ two chairs.
- 3 There are \_\_\_\_\_ windows.
- 4 There's a cat \_\_\_\_\_ the bed.

8



Find and write the words on page 60.


garden hall bedroom kitchen bathroom  
 living room sofa wardrobe chair bed  
 door window cupboard table

9



My English. Read and colour.

There's a hall. There are two bedrooms.



There's a table. The table is brown.



Where's Silver? She's under the table.




7 Pupils read out the completed sentences.

9 Pupils colour the face that shows what they can say from the unit.

**A**



Listen and draw.



## Question maker

**B**




Reorder and write the questions.

Then answer *Yes, it is* or *No, it isn't*.

1 fast it? Is

2 Is furry it?

3 it? tall Is



1 \_\_\_\_\_

2 \_\_\_\_\_


3 \_\_\_\_\_

A The teacher asks *Where's the (snake)?*

B The teacher asks the questions. The pupils answer.

# 7 Do you like cake?

①  Read and draw the missing food.

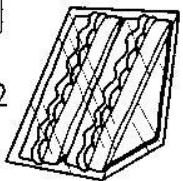



- fruit juice
- apples
- sandwiches
- biscuits
- bananas
- grapes
- chocolate cake
- fish

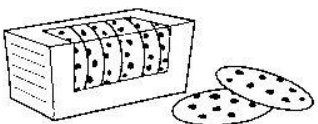

②  Draw and write.

1  



I like fruit juice.

2  

I don't like sandwiches.

3  

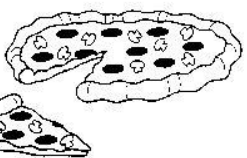

\_\_\_\_\_

4  

\_\_\_\_\_

5  

\_\_\_\_\_

6  

\_\_\_\_\_

- 1 Pupils say the missing food.
- 2 The teacher asks *What do / don't you like?* Pupils answer *I like / don't like (fruit juice).*



3



Read and ✓.

### Do you like healthy food?

Do you like... ?

Yes, I do.

Not much.

No, I don't.

milk

apples

fish

chicken

carrots

fruit juice

bananas

bread

sandwiches

grapes

4



Now add up your score.

Yes, I do. 2 points

Not much. 1 point

No, I don't. 0 points

What's your score? \_\_\_\_\_

Your diet is very good.  
Your diet is OK.  
This is not good! Be careful!

15-20 points  
9-14 points  
0-8 points

3 and 4 The teacher asks *Do you like (milk)?* Pupils answer *Yes, I do. / Not much. / No, I don't.*

5



Listen and match.



6



Now look and write.

fruit juice ~~carrots~~ sandwiches biscuits

1 He likes carrots.

2 She likes \_\_\_\_\_


3 \_\_\_\_\_


4 \_\_\_\_\_



5 The teacher asks What does he / she like? Pupils answer She / He likes (pasta).

6 Pupils read out their sentences.

7  Look, read and complete.



like don't like

- 1 I \_\_\_\_\_ carrots.
- 2 I \_\_\_\_\_ fish.
- 3 I \_\_\_\_\_ bananas.
- 4 I \_\_\_\_\_ fruit juice.

8  Find and write the words on page 61.

cake biscuit fruit juice milk rice carrot cheese apple  
fish chicken sandwich banana grapes pizza bread

9  My English. Read and colour.

I like apples.

I don't like bananas.



He likes biscuits.

She likes fruit juice.



Do you like pizza?

Yes, I do.

No, I don't.

Not much.



What's your favourite food?

My favourite food is bananas.




7 Pupils read out the completed sentences.  
9 Pupils colour the face that shows what they can say from the unit.

# Pirates 4

1



Listen and draw.



2



Look at Activity 1 and write sentences.

There are two bananas on the table.

---

---

---










- 1 The teacher asks *Where's / Where are the (bananas)?*
- 2 Pupils read out their sentences.

# 3 Can you sing?

1



Listen and ✓ or X.

	 swim	 dance	 play the recorder	 play football
Tony 	✓	X		
Ellen 				
Amanda 				
Karl 				
Susy 				

2



Write about you.



swim



dance



play the recorder



play football

- 1 I can \_\_\_\_\_.
- 2 I can't \_\_\_\_\_.
- 3 \_\_\_\_\_.
- 4 \_\_\_\_\_.

1 The teacher asks *Can (Tony) (swim)?* Pupils answer *Yes, (he) can. / No, (he) can't.*  
 2 The teacher asks *Can you (swim)?* Pupils answer *Yes, I can. / No, I can't.*

3



Look and write.




He can rollerskate. She can \_\_\_\_\_.

\_\_\_\_\_  
\_\_\_\_\_

4



Draw. Then circle and write.



This is my \_\_\_\_\_.

He / She can \_\_\_\_\_.

\_\_\_\_\_.

He / She can't \_\_\_\_\_.




\_\_\_\_\_.

3 The teacher asks *What can she / he do?* Pupils say *He / she can (swim).*  
4 Pupils read their texts to the class.

5



Listen and match.



6



Write the answers.

Yes, I can. No, I can't.

- 1 Can you ride a bike? \_\_\_\_\_
- 2 Can you swim? \_\_\_\_\_
- 3 Can you skateboard? \_\_\_\_\_
- 4 Can you play the recorder? \_\_\_\_\_
- 5 Can you play football? \_\_\_\_\_
- 6 Can you rollerskate? \_\_\_\_\_

5 The teacher says (One). Can (he) (paint)? Pupils answer Yes, he / she can. / No, he / she can't.  
 6 The teacher asks individual pupils the questions. Pupils answer.

7



Look and write.

1	swim	✓
2	ride a bike	X
3	dance	X
4	paint	✓
5	play football	✓
6	skateboard	X

1 I can swim.

2 I can't ride a bike.

3 \_\_\_\_\_

4 \_\_\_\_\_

5 \_\_\_\_\_

6 \_\_\_\_\_

8



Find and write the words on page 62.

ride a bike paint dance swim play football  
 play the recorder rollerskate make models skateboard

9



My English. Read and colour.

I can swim. I can't play the recorder.



She can ride a bike. He can't skateboard.



Can you rollerskate?

Yes, I can.

No, I can't.



7 The teacher asks (One). Can you swim? Pupils answer Yes, I can / No, I can't (swim).

9 Pupils colour the face that shows what they can say from the unit.



# Backtrack 4




**A**  Circle the words and phrases. Then copy.

Food


cake

Hobbies

sing



## Question maker

**B**  Reorder and write the questions.  
Then answer about you.

1 like you like pizza? Do

2 rollerskate? Can you

3 you Can swim?

1 .....  
2 .....  
3 .....

A Pupils read the words in the lists to the class.

B The teacher asks individual pupils the questions. Pupils answer.

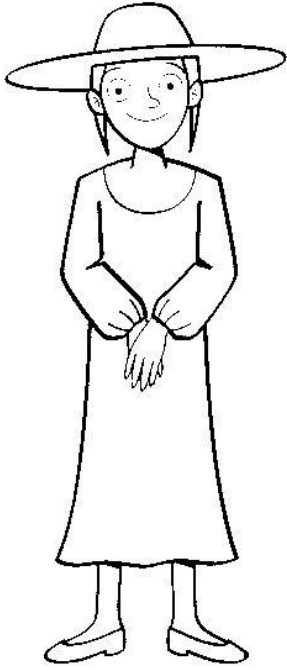


3



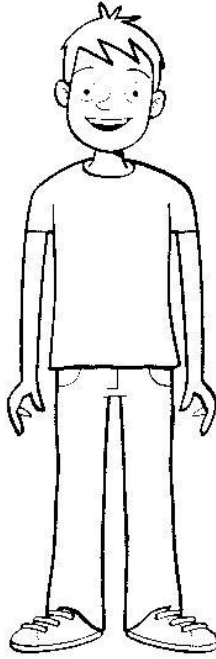
Listen and colour.

1




Emma

2



Sam

3




Sarah

4



Look and complete.

wearing red I'm ~~dress~~  
 jumper hat skirt



1 I'm wearing a red dress  
 and a black \_\_\_\_\_.



2 I'm \_\_\_\_\_ jeans. I'm wearing  
 a \_\_\_\_\_ T-shirt and trainers.



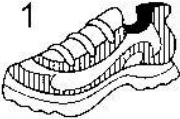
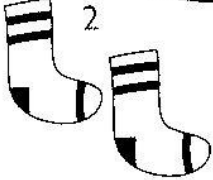





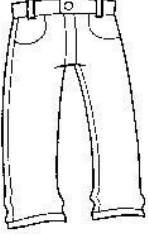

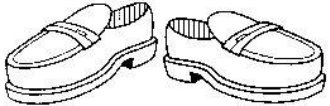
3 \_\_\_\_\_ wearing a pink \_\_\_\_\_  
 and a green \_\_\_\_\_.

3 The teacher asks *What colour is (Emma's) (dress)?*

4 The teacher asks *What's (Emma) wearing?*


# 9 I'm wearing jeans

1  Read and match.

1  2  3  4  5  6  7  8  9  10 

T-shirt  
trainers  
trousers  
socks  
skirt  
jumper  
dress  
hat  
jeans  
shoes

2  Draw your favourite clothes. Then write.



I'm wearing \_\_\_\_\_

and \_\_\_\_\_.

I'm wearing \_\_\_\_\_

and \_\_\_\_\_.


5



Read and look. Write T (true) or F (false).



Tina



Tom

- |                           |                                     |                           |                          |
|---------------------------|-------------------------------------|---------------------------|--------------------------|
| 1 She's wearing a jumper. | <input checked="" type="checkbox"/> | 4 He's wearing a T-shirt. | <input type="checkbox"/> |
| 2 He's wearing jeans.     | <input type="checkbox"/>            | 5 She's wearing shoes.    | <input type="checkbox"/> |
| 3 She's wearing a skirt.  | <input type="checkbox"/>            | 6 He's wearing trainers.  | <input type="checkbox"/> |

6



Look at Tina and Tom and write true sentences.

- 1 She's wearing a T-shirt and  
a skirt.
- 2 \_\_\_\_\_  
\_\_\_\_\_
- 3 He's wearing a \_\_\_\_\_ and  
a \_\_\_\_\_.
- 4 \_\_\_\_\_  
\_\_\_\_\_

7



Look and write.



1 She's wearing a hat.

2 She's wearing shoes.

3 \_\_\_\_\_

4 \_\_\_\_\_

5 \_\_\_\_\_

8



Find and write the words on page 62.

trousers socks hat jeans dress  
shoes skirt jumper T-shirt trainers

9



My English. Read and colour.

I'm wearing a dress.



He's wearing black trousers and she's wearing blue jeans.



What are you wearing?

I'm wearing trainers.



7 The teacher asks *What's she wearing?*


9 Pupils colour the face that shows what they can say from the unit.

# Pirates 5

1



Read and match.



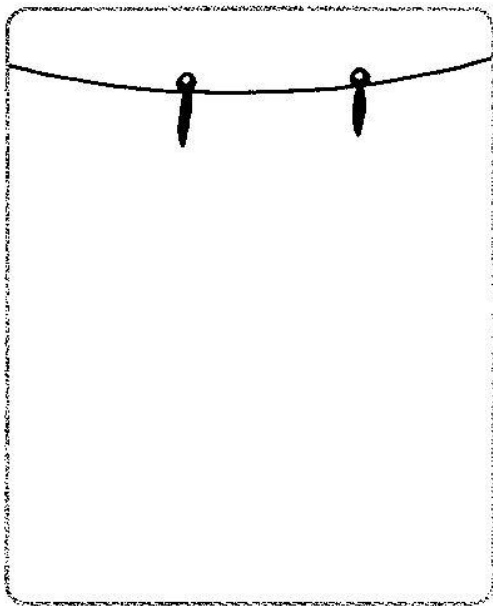
- 1 She's wearing a dress and a hat.
- 2 He's wearing a hat. He's wearing jeans and a T-shirt. He's wearing shoes.
- 3 She's wearing a jumper and a skirt.
- 4 He's wearing a hat. He's wearing a jumper and trousers.

2



Draw your own ghost and write.



---

---

---

---

---

---

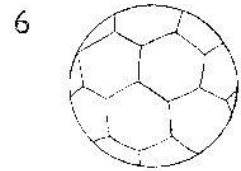
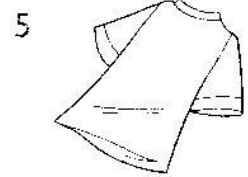



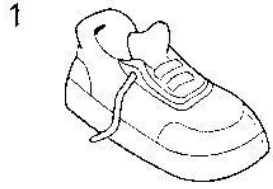
---

---

- 1 The teacher describes a ghost. Pupils say the letter.
- 2 Pupils read their descriptions to a partner.

# 0 It's holiday time!

①  Listen and draw.



②  Look and write.

~~trainer~~ ~~jumper~~ books hats T-shirt ball

1 There's a trainer under the bed.

2 There are two jumpers on the bed.

3

4

5

6

- 1 The teacher asks *Where's the (trainer)?* Pupils answer *It's / They're (under the bed).*
- 2 Pupils read their sentences to a partner.


3




Read and look. Write T (true) or F (false).




1 She's got dark hair.



2 She's got a scooter.



3 He's angry.



4 He can rollerskate.

4



Look at Activity 3 and complete the sentences.

~~recorder~~ happy short small nose  
skateboard rollerskate thirsty

1 She's got a recorder. She's .....

2 She's got ..... hair and ..... eyes.

3 He's got a big ..... He can .....

4 He can ..... He's .....

3 The teacher says (One). Has he / she got (dark hair)? Pupils answer Yes / No.


4 The teacher says (One). Has he / she got (a recorder)? Is he / she (happy)?



5



Ask two friends and write the answers.



- 1 What's your name?
- 2 How old are you?
- 3 Have you got a dog?
- 4 Do you like art?
- 5 What's your favourite food?
- 6 Can you play the recorder?

6



Write your answers.

- 1 \_\_\_\_\_
- 2 \_\_\_\_\_
- 3 \_\_\_\_\_
- 4 \_\_\_\_\_
- 5 \_\_\_\_\_
- 6 \_\_\_\_\_

5 Pupils tell the class (*David is nine. He hasn't got a dog.*) etc.


6 The teacher asks the questions. Pupils answer.

7



Write the words. Number the pictures.

- |              |                    |           |       |
|--------------|--------------------|-----------|-------|
| 1 lhoosc gab | ___ school bag ___ | 2 fargife | _____ |
| 3 etorck     | _____              | 4 dowwin  | _____ |
| 5 egthyi     | _____              | 6 nckchie | _____ |
| 7 grunyh     | _____              | 8 pnait   | _____ |
| 9 elg        | _____              | 10 rumjep | _____ |



8



My English. Read, match and colour.

Where's my computer game?

Have you got a cat?

Do you like music?

What's your favourite food?

Can you swim?

Apples.

Yes, I can.

No, I don't.

It's under the bed.


Yes, I have.

7 Pupils say the words. The teacher says /One/. Pupils say the word and point to the picture.

8 The teacher asks the questions. Pupils answer.

# Backtrack 5



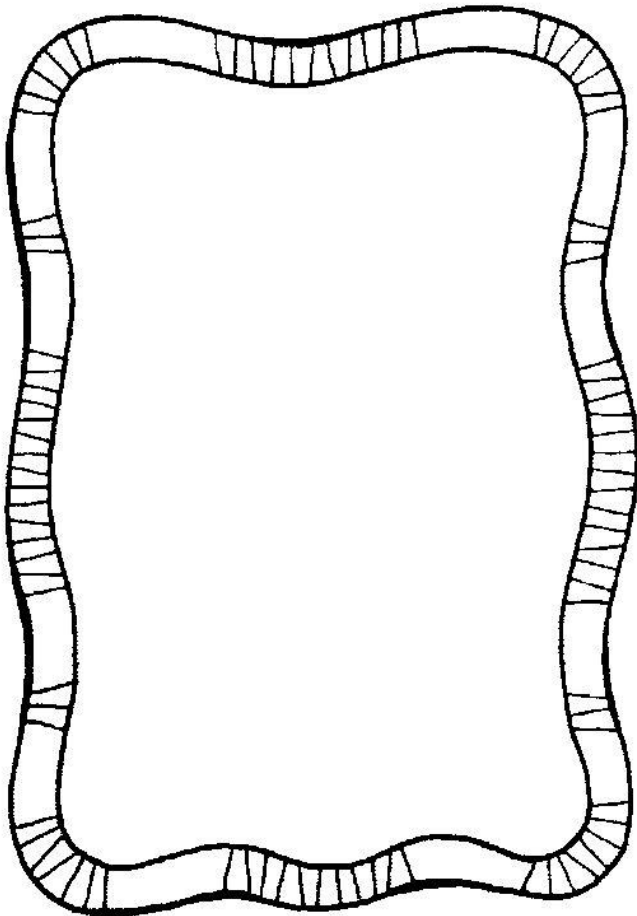
**A**  Look and remember. Write T (true) or F (false).



- 1 This is Miss Hill.
- 2 She's got long hair.
- 3 She's wearing a T-shirt.
- 4 She likes chocolate cake.
- 5 She can skateboard.

T

**B**  Draw your favourite character. Write a description.




A The teacher asks *Is this Miss Hill?* Has she got long hair? etc. Pupil's answer.  
B Pupils read their descriptions to the class.




# Pirates 6

1  What does Ratino like? Listen and ✓ or X.




2  Read and write T (true) or F (false).



- 1 He's got big ears.
- 2 He likes fruit juice.
- 3 He can't swim.
- 4 He's big.
- 5 He's wearing trousers.

T

3  Write two more sentences.

---

---

1 The teacher asks *Does Ratino like (milk)?* Pupils answer *Yes, he does. / No, he doesn't.*  
2 The teacher asks *Has he got big ears? Does he like fruit juice?* etc. Pupils answer.

# Christmas

1



Finish the letter to Father Christmas.


Dear Father Christmas,  
Please can I have

Happy Christmas!  
Love from

2



Draw presents in the sleigh.



1 Pupils read their letters to the class.


2 The teacher asks individual pupils *What presents do you want?*

# Easter

①



Draw an egg person and write.



This is

.....

.....


.....

.....

②



Write a verse of the Easter song.



..... for Easter!

Happy Easter Day!

..... for Easter!

The Bunny's on his way!



1 Pupils show their egg person and read their sentences to the class.

2 The teacher writes the new verses on the board to sing them with the class.



# Food survey



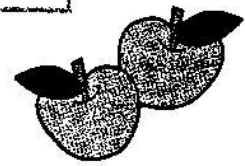
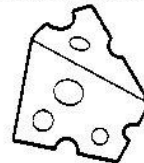




Answer the questions for you. Then ask a friend.

Do you like ...?

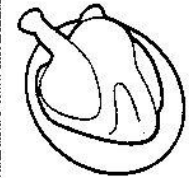

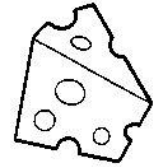
Yes, I do.

Not much.

No, I don't.



	Me	
Do you like fish?		
Do you like chicken?		
Do you like cheese?		
Do you like cake?		
Do you like biscuits?		
Do you like pizza?		
Do you like apples?		
Do you like grapes?		
Do you like fruit juice?		
What's your favourite food?		





# Hobbies survey



Ask two friends the questions and ✓ or X.



Do you like sport?		
Can you play football?		
Can you ride a bike?		
Can you rollerskate?		
Do you like music?		
Can you sing?		
Can you dance?		
Can you play the recorder?		
Do you like art?		
Can you draw?		
Can you paint?		
Can you make models?		



Complete the sentences.

\_\_\_\_\_ likes sport / music / art.

\_\_\_\_\_ likes sport / music / art.

