

Grade

2

FLASH SKILLS

Stickers  
inside!

# WRITING SKILLS



Flash Kids

Grade

2

# WRITING SKILLS

Written by **Christine Hood**

Illustrated by **Jackie Snider**



**FlashKids**<sup>™</sup>





## Dear Parent,

Good reading and writing skills are essential to your child's success in school. The activities in this book are designed to teach your child how to put words together to write purposefully and creatively. This book provides a variety of engaging activities meant to inspire and excite your child about writing through puzzles, letters, poetry, ads, matching, and more! To encourage your child to read and write on a daily basis, try some of the following suggestions:

- Invite your child to help you with shopping and "to-do" lists.
- Let him or her help you read and prepare a recipe.
- Involve your child in writing important dates on the family calendar, such as special events, birthdays, anniversaries, and holidays.
- Ask your child to help you write out and address thank-you cards and invitations.
- When driving together, point out street signs and addresses for your child to read and decipher.
- Create a special place in the house where you can read to your child every day!
- Let your child reward his or her work with the included stickers.
- Offer your child lots of praise and support.



**This book belongs to**

---

© 2004 by Flash Kids

Colorization & Production by Creative Quotient – A Repro India Limited Enterprise

All rights reserved. No part of this publication may be reproduced, stored in a retrieval system, or transmitted, in any form or by any means, electronic, mechanical, photocopying, recording, or otherwise, without prior written permission from the publisher.

**Flash Kids**

A Division of Barnes & Noble  
122 Fifth Avenue  
New York, NY 10011

ISBN: 978-1-4114-9910-2

Please submit all inquiries to [FlashKids@bn.com](mailto:FlashKids@bn.com)

Printed and bound in China





# Magic Squares



Remember, a **noun** is a person, place, animal, or thing. Use the magic squares to “magically” change one noun to another. Look at the pictures for clues.

Change **cat** to **jam** by changing one letter at a time.

c	a	t
—	a	t
—	—	—
j	a	m



Change **pin** to **mat**.

p	i	n
—	—	—
—	—	—
m	a	t

Do you notice anything special about some of the words in the magic squares? They rhyme! Write the rhyming word pairs on a separate piece of paper, and then use them in a silly rhyme.



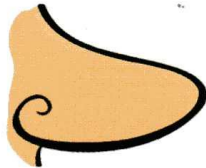
# Describing Words

Good writing uses interesting describing words. A describing word is called an **adjective**. Using your five senses, add describing words to each list below.

How does it:

**smell?**

moldy  
burnt




---

---

**feel?**

rough  
smooth



---

---

**taste?**

sweet  
salty




---

---

**look?**

small  
pretty

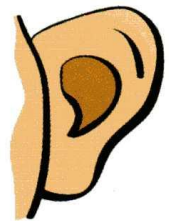


---

---

**sound?**

loud  
clear



---

---

Now, choose one describing word from each list. Use each word in a sentence.

---

---

---

---

---

---

# More Magic Squares

Action words are called **verbs**. They tell what someone or something is doing, such as **laugh**, **run**, or **play**. Use the magic squares to “magically” change one verb to another. Use the pictures to help you.

Change **ran** to **hit** by changing one letter at a time.

r	a	n
—	—	—
—	—	—
h	i	t



Change **wink** to **sing**.

w	i	n	k
—	—	—	—
—	—	—	—
s	i	n	g

Now on a separate piece of paper, create your own magic squares.



# Match Up!

Match each adjective to the picture it describes.

steamy




huge

prickly

cold

sugary

sour



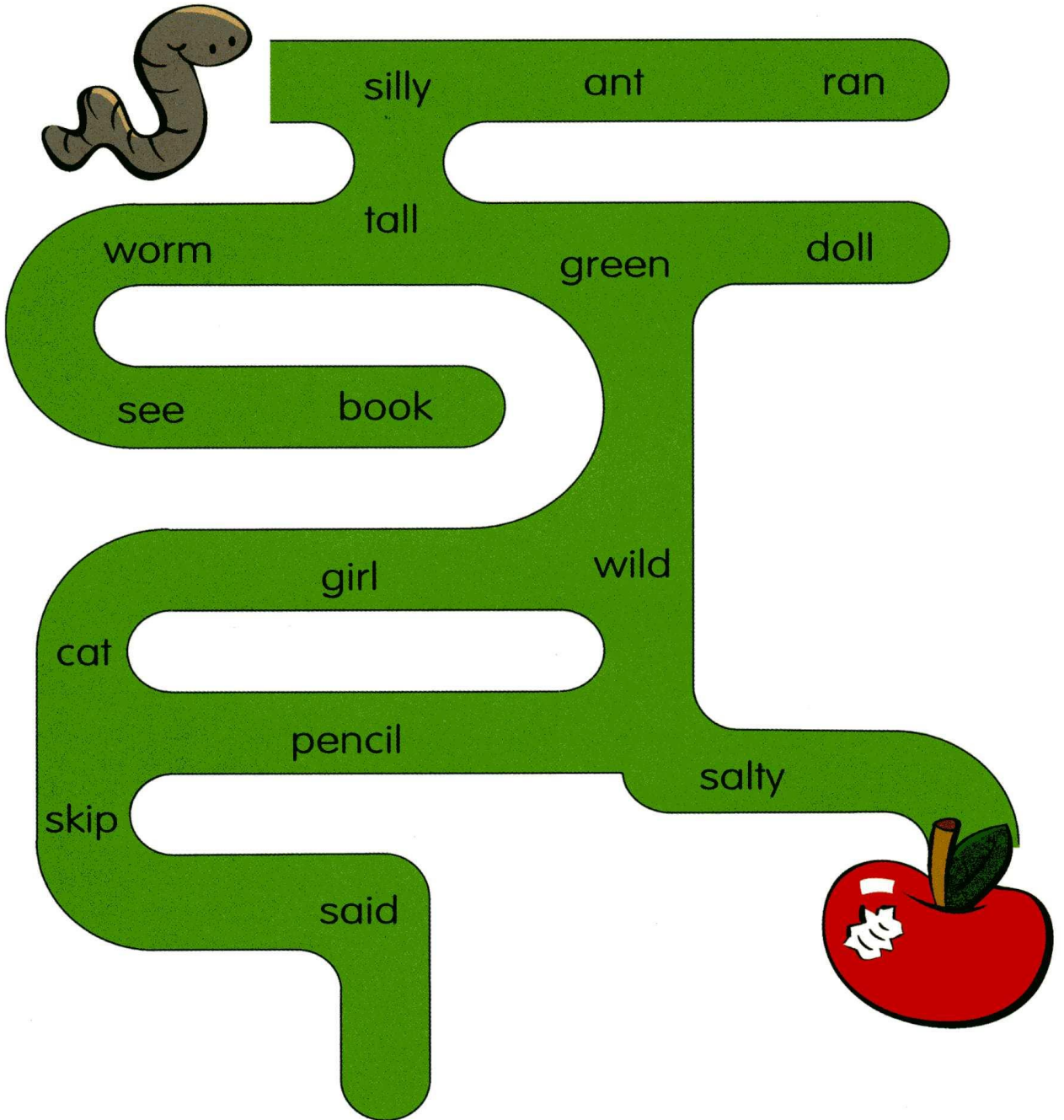
Now, write two sentences describing one of the pictures above.  
Remember to use interesting words!

---

---

# Follow the Path

Remember, adjectives are describing words. Use a pencil to follow the path of adjectives to help Wiley Worm find the apple.



On another sheet of paper, use some of the describing words above to write a short paragraph about Wiley Worm.



# How Many Ways Can You Say It?

There are many interesting words you can use to tell how something is said. For example, you can **shout**, **laugh**, or **sigh**. Find and circle interesting "saying" words in the word search below. Use the word box if you need help.

exclaim yell cry whisper  
laugh answer ask reply

E	J	O	R	E	P	L	Y	W
L	X	A	E	X	C	R	R	H
A	Q	C	P	Y	E	L	L	I
U	Y	E	L	W	C	D	C	S
G	A	R	S	A	S	K	R	P
H	U	N	E	R	I	N	Y	E
X	A	Q	I	K	E	M	X	R

On another piece of paper, use at least three of these "saying" words in a short paragraph. Write about a real or imaginary chat with a friend or family member.

# Say It This Way

Fill in the spaces in the story using words from the word box. Some words may fit into more than one space.

replied asked called cheered barked

Mindy \_\_\_\_\_ her mom if she could go to the park. "Sure," Mom \_\_\_\_\_. "Will you bring Checkers with you?"

Checkers wagged her tail and \_\_\_\_\_ loudly. "Come on, Checkers!" Mindy \_\_\_\_\_ to her dog. She put on Checkers's leash, and they ran to the park together. Mindy threw a ball, and Checkers jumped in the air to catch it. "Yeah!" Mindy \_\_\_\_\_, clapping her hands.



What happened next?  
On another sheet of paper,  
finish the story. Make sure to  
use interesting adjectives  
and "saying" words!



# Colorful Words

Adjectives can tell the color of an object. The color words below are all mixed up. "Pop" each balloon by writing the correct color word on the line below it. Use the words in the word box if you need help.

yellow blue red pink  
purple brown white green



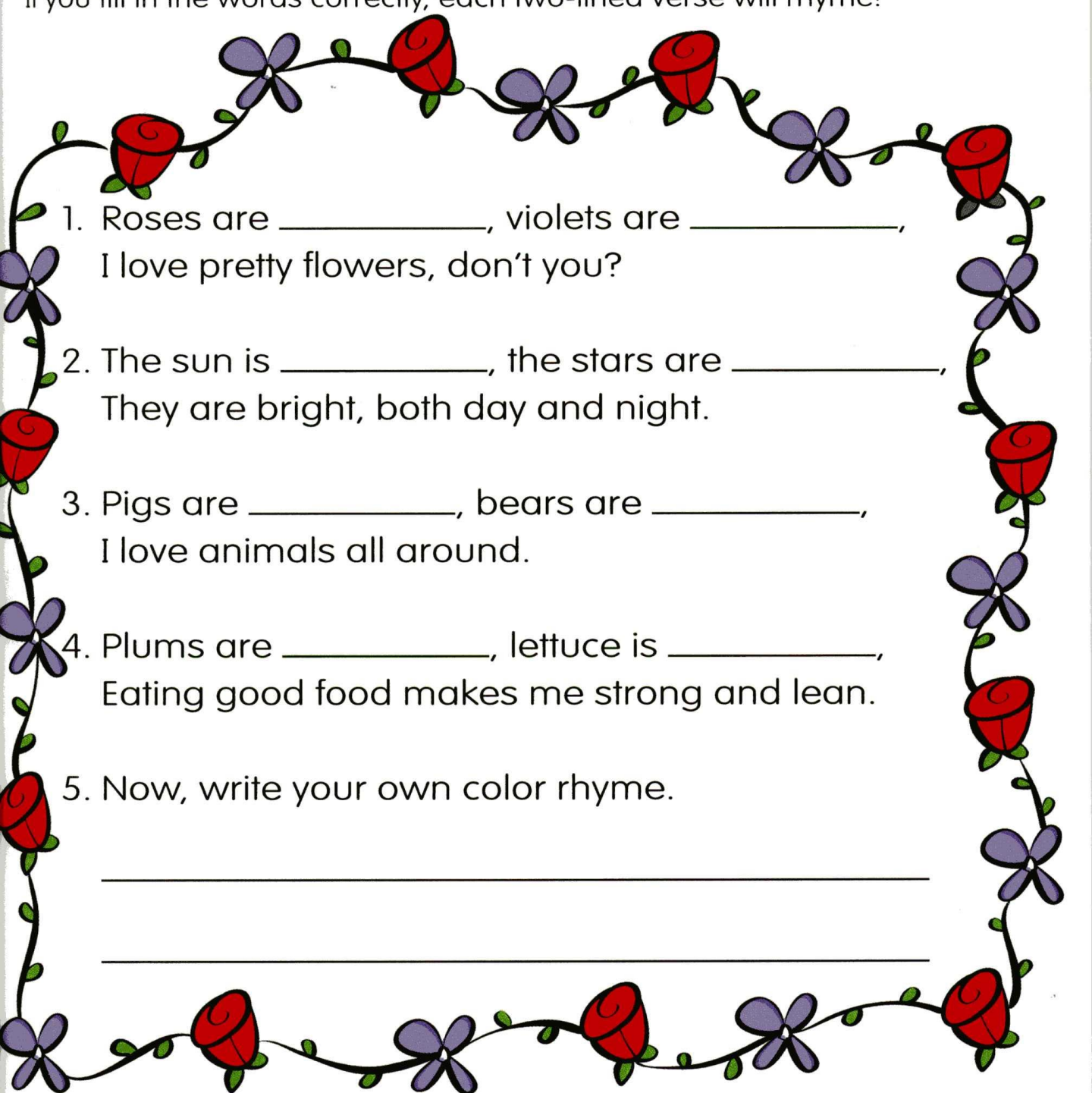


# Color Rhymes

Rhymes are words that end in the same sound, like **red** and **bed**.

Complete the poem below using the color words from page 12.

If you fill in the words correctly, each two-lined verse will rhyme!



1. Roses are \_\_\_\_\_, violets are \_\_\_\_\_,  
I love pretty flowers, don't you?

2. The sun is \_\_\_\_\_, the stars are \_\_\_\_\_,  
They are bright, both day and night.

3. Pigs are \_\_\_\_\_, bears are \_\_\_\_\_,  
I love animals all around.

4. Plums are \_\_\_\_\_, lettuce is \_\_\_\_\_,  
Eating good food makes me strong and lean.

5. Now, write your own color rhyme.

\_\_\_\_\_

\_\_\_\_\_



# Ladybug, Ladybug

Complete this poem about ladybugs by writing rhyming words on the lines.

1. Ladybug, ladybug, fly around,  
Ladybug, ladybug, on the

\_\_\_\_\_



2. Ladybug, ladybug, on a rose,  
Ladybug, ladybug, on my

\_\_\_\_\_

3. Ladybug, ladybug, black and red,  
Ladybug, ladybug, on my

\_\_\_\_\_



4. Ladybug, ladybug, can you stay?  
Ladybug, ladybug, don't fly

\_\_\_\_\_




Add another verse to this poem:

5. Ladybug, ladybug, \_\_\_\_\_,

Ladybug, ladybug, \_\_\_\_\_

# Crazy Compounds

A **compound word** is two smaller words put together to make one new word. Look at the picture pairs below. Write the compound word below each pair.




1. \_\_\_\_\_



2. \_\_\_\_\_



3. \_\_\_\_\_



4. \_\_\_\_\_

Now, write two sentences using at least two compound words above.

5. \_\_\_\_\_

6. \_\_\_\_\_



# Ready to Rhyme?

Follow the directions below to help Sally Squirrel find her way to the acorns.

Draw a line from Sally Squirrel to the word in row 1 that rhymes with **tree**.

Draw a line to the word in row 2 that rhymes with **blue**.

Draw a line to the word in row 3 that rhymes with **sheep**.

Draw a line to the word in row 4 that rhymes with **door**.

Draw a line to the word in row 5 that rhymes with **sing**.

Draw a line to the acorns.



1. blue    jump    walk    sea    black

2. pen    shoe    crown    king    trap

3. deep    store    cat    nut    chair

4. dress    cow    more    street    jar

5. bear    ring    lake    stop    meat

Now, write a two-line poem about Sally using two of the rhyming words from above.



---

---

# Silly Rhymes

Finish each rhyme by writing a rhyming word on the line.

1. That silly goat

Jumped off the \_\_\_\_\_!

2. My pig doesn't know what to say.

Instead of oinking, she barks all \_\_\_\_\_!

Now, write a two-line rhyme about each picture below.



3. \_\_\_\_\_

\_\_\_\_\_



4. \_\_\_\_\_

\_\_\_\_\_

# Capybaras Are Cool!

As you read this story, find and circle all the “sound words.”



Have you ever heard of a capybara? A capybara is the largest rodent in the world, growing as big as a dog! Its name means “water pig,” so you might guess that this animal is an excellent swimmer. You’re right! The capybara even has webbed toes that act like paddles in the water.

This funny-looking animal lives in the rain forest. One special thing about the capybara is the sounds it makes. It purrs like a cat when it eats and barks like a dog when it’s in danger. It can also click, grunt, squeak, and whistle. The capybara is a gentle animal that, if properly trained, can make a wonderful pet! It can be trained to sit up and beg, climb stairs, and walk on a leash!


Would you like to have a capybara for a pet? On a separate piece of paper, write why or why not.



# Onomatopoeia

A word that sounds like what it means is an **onomatopoeia**. We'll call them "sound words." For example, **buzz** and **slosh** are sound words. The letters of each sound word below are scrambled. Unscramble the letters and write them on the lines.

pop honk splash moo



1. knoh \_\_\_\_\_



2. ppo \_\_\_\_\_



3. oom \_\_\_\_\_



4. alphss \_\_\_\_\_

Now, write sentences using at least three of the words from above.

---

---

---

# How Many Words?

Below is a six-letter noun, but all of its letters are mixed up! How many little words can you make from these letters? Can you make a big word, too?

r e f n i d

1. Word with 1 letter: \_\_\_\_\_

2. Words with 2 letters: \_\_\_\_\_

3. Words with 3 letters: \_\_\_\_\_

4. Words with 4 letters: \_\_\_\_\_

5. Words with 5 letters: \_\_\_\_\_

6. Word with 6 letters (the BIG word!):

\_\_\_\_\_

Now, write about what it means to "be" the BIG word:

\_\_\_\_\_

\_\_\_\_\_

\_\_\_\_\_


\_\_\_\_\_

\_\_\_\_\_

# Create a Pet

Imagine you can create your own special pet. Draw a picture of your pet, and then describe your pet on the lines below. If you need ideas, use some of the adjectives and nouns in the word box.

long purple fuzzy tall round sharp loud  
soft brown curly fluffy nose feet tail ears  
legs face eyes teeth tongue fur scales



Title: \_\_\_\_\_

\_\_\_\_\_

\_\_\_\_\_

\_\_\_\_\_

\_\_\_\_\_

\_\_\_\_\_

\_\_\_\_\_

\_\_\_\_\_




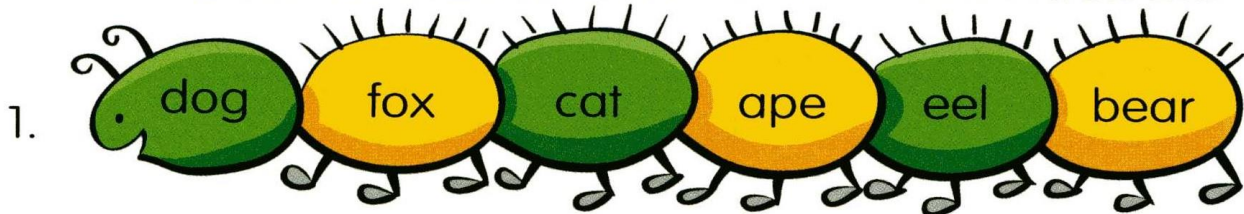
\_\_\_\_\_

\_\_\_\_\_




# Take a Guess

Guess what each set of words have in common. Write it on the line.



Now, create your own puzzle below. Give it to a friend to solve.



# Secret Pet

Look at the **bold** words in each row. Find the letter that is in the first two words, but not in the third. Write the letter on the line. Then read the letters from top to bottom to discover your secret pet!



1. It's in **time** and **man**, but not in **hat**. \_\_\_\_\_

2. It's in **joy** and **over**, but not in **vase**. \_\_\_\_\_

3. It's in **jug** and **tube**, but not in **map**. \_\_\_\_\_

4. It's in **is** and **sat**, but not in **hug**. \_\_\_\_\_

5. It's in **egg** and **leg**, but not in **jar**. \_\_\_\_\_

6. What is your secret pet? \_\_\_\_\_

7. Write three ways you can care for this pet.

---


---

---



# Morse Code

Morse code can be used to send secret messages! Look at the Morse code below. Use this code to solve the secret message on page 25.



<b>A</b> .-	<b>H</b> ....	<b>O</b> ---	<b>V</b> ...-
<b>B</b> -...	<b>I</b> ..	<b>P</b> .--.	<b>W</b> .--
<b>C</b> -.-.	<b>J</b> .---	<b>Q</b> --.-	<b>X</b> -..-
<b>D</b> -..	<b>K</b> -.-	<b>R</b> .-.	<b>Y</b> -.-
<b>E</b> .	<b>L</b> .-..	<b>S</b> ...	<b>Z</b> --..
<b>F</b> ..-.	<b>M</b> --	<b>T</b> -	
<b>G</b> --.	<b>N</b> -.	<b>U</b> ..-	

/ = between letters

// = between words



# Break the Code

Use the Morse code on page 24 to discover the secret message. Write a letter in each box.



--	--	--	--	--	--	--

.-- / .-. / . . / - / . . / -. / --- . //

--	--	--	--	--

. . / . . . // . . - . / . . - / - .

Now, in the space below, write your own Morse code message for a friend or family member to solve!

# Where Are You?

Circle the word in each group  
that does not belong.



<b>1</b> zebra chair couch bed	<b>2</b> car plane cage train	<b>3</b> tennis monkey baseball soccer	<b>4</b> bush tree snake flower
<b>5</b> bug lion beetle insect	<b>6</b> run walk skip ticket	<b>7</b> slam bang zookeeper crash	<b>8</b> calf cow koala bull

9. Look at all your circled words. Where are you?

---

10. Now, write three sentences about this place.

---

---

---

# How Can You Use It?

Find a soup ladle in your kitchen. How many ways can you think of to use this tool? For example, you can use it to scoop soup or catch a baseball. Think of other ways you can use this special tool. Use your imagination!



---

---

---

---

Find a bottle in your house. How many ways can you think of to use this bottle? For example, you can use it to hold a candle or you can make music by blowing over the top of it! Think of other ways you can use the bottle. Use your imagination!



---

---

---

---

Now think about another common object that has a lot of interesting uses. Write about it on a separate piece of paper.



# My Favorite Holiday

Holidays are special times to share with family and friends. We often eat special foods on holidays. For example, many people eat turkey on Thanksgiving. We also do special things on certain holidays, like wear costumes at Halloween or watch fireworks on the 4<sup>th</sup> of July.

On the lines below, write about your favorite holiday. Write about the things you do, see, and eat on that special day.



# Feeling Words

There are many words to describe feelings. A person can be **lonely**, **proud**, or **sorry**. Fill in the sentences below to tell about your feelings.



1. I feel proud when

---

2. I feel lonely when

---

3. I feel sorry when

---

4. I feel shy when

---

5. I feel doubtful when

---

6. I feel wonderful when


---

Think of another feeling word. Use it in a sentence on the line below.

---

# Synonym Story

**Synonyms** are words that have the same meaning, such as **cold** and **freezing**. **Big** and **large** are also synonyms. Replace each bold word with a synonym.



Bryan **loved** \_\_\_\_\_

playing with his pet, Ralph.

Ralph was a **small** \_\_\_\_\_, **fuzzy** \_\_\_\_\_

mouse, who sometimes **scared** \_\_\_\_\_ people. But

he was really very **gentle** \_\_\_\_\_ and could do lots

of **funny** \_\_\_\_\_ tricks.

Ralph could **leap** \_\_\_\_\_ into the air to catch a

ball. He could **spin** \_\_\_\_\_ in circles. He could find

**big** \_\_\_\_\_ chunks of cheese in a maze. Ralph also

liked to hide in Bryan's shirt pocket and **rest** \_\_\_\_\_


on his shoulder.

Think of some other words that describe Ralph and write them on a separate piece of paper. Also write some other words that describe your favorite pet, or a pet you'd like to have.



# What Am I?

Each riddle below describes an object. Write your answer on the line.



1. I am very soft and love to cuddle. I play with balls of yarn and toy mice. What am I?

---

2. I am tall and sturdy. Sometimes I drop things that you have to rake up. What am I?

---

3. I can fall for hours, though I make no sound. I'm very cold, but beautiful. What am I?

---

4. I help to wake you up in the morning. I can also tell you what time it is. What am I?

---

On a separate piece of paper write your own "What Am I?" riddles for a friend to solve.

# Who Am I?

Each riddle below describes a person.

Write your answer on the line.



1. I love to play with you. You can tell me anything, and we have lots of fun together. Who am I?

---

2. I help you learn how to read, write, and do math problems. I am with you all year long at school. Who am I?

---

3. I put out fires. I also help people and animals who may be trapped or in trouble. Who am I?

---

4. I help sick people. I give them check-ups and help them stay healthy. Who am I?

---

On a separate piece of paper write your own "Who Am I?" riddles for a friend to solve.

# Where Am I?

Each riddle below describes a place. Write your answer on the line.



1. I can ride rides here. I can also play games, pet baby animals, and eat lots of fun food. Where am I?

---

2. This is my own special place. It's where I sleep, play, and keep my toys. Where am I?

---

3. I can find fruits, vegetables, meat, and milk here. I go to this place to buy things to eat. Where am I?

---

4. I go here to play with friends or take a walk. There are lots of things to play on, like swings and slides. Where am I?

---

On a separate piece of paper write your own "Where Am I?" riddles for a friend to solve.



# Who? What? Where? When?

Good sentences give lots of details. When writing a sentence, try to answer these questions: **Who? What? Where?** and **When?** Use words in the word box below.

Today game fence Tigers  
home run crowd after player



1. \_\_\_\_\_ is the big \_\_\_\_\_ against the \_\_\_\_\_.  
(when) (what) (who)
2. The first \_\_\_\_\_ hit the ball over the \_\_\_\_\_.  
(who) (what)
3. The \_\_\_\_\_ cheered loudly \_\_\_\_\_  
(who) (when)  
the \_\_\_\_\_.  
(what)

# Story Order

The pictures and sentences below are out of order. Number the story events **1** to **4** to put them in the correct order.



Come back, Mason!



Jon scrubbed  
Mason with soap.



Jon decided to wash Mason  
because he was dirty.



Oh no! Mason jumped  
out of the tub!



# Camping Trip

The sentences below are out of order. Number the sentences **1** to **7** to put them in the correct order.



- \_\_\_ When they got to the campsite, Kayla's family put up their tents.
- \_\_\_ After dinner, Kayla and her brother told ghost stories around the fire.
- \_\_\_ Kayla's family was going camping in the mountains.
- \_\_\_ The drive up to the mountains took four long hours.
- \_\_\_ Then the family made a campfire.
- \_\_\_ Kayla's dad made burgers for dinner.
- \_\_\_ First, they packed up the truck.

Now, on another piece of paper, write a story about the other things Kayla and her family did on their trip.





# A Usual Day

What do you do each day?  
Complete these sentences  
to tell about what you  
usually do on a school day.

I usually wake up at about \_\_\_\_\_.

Then I \_\_\_\_\_.

Next, I \_\_\_\_\_.

At school, I \_\_\_\_\_.

When I come home from school, I \_\_\_\_\_.

We usually eat dinner at about \_\_\_\_\_.

I help with dinner by \_\_\_\_\_.

I do my homework \_\_\_\_\_.

I always \_\_\_\_\_ before I go to bed.

On another piece of paper, write a story about what you do on a Saturday.

# Fun Facts

**Facts** are true and can be proven. Use the secret code to find fun facts about a mystery animal. To solve the code, write the letter of the alphabet that comes **before** each letter.

a b c d e f g h i j k l m n o p q r s t u v w x y z

1. This fish can grow to be g p s u z feet long!

2. It grows about 30,000 u f f u i in its lifetime.

3. The most dangerous kind is called a

h s f b u x i j u f.

4. This fish eats t f b m t

and t r v j e.

**What is the name of this mystery animal?**

5. \_\_\_\_\_



Using the fun facts above, write a story about the mystery animal.

# Find the Facts

Can you find the facts in this story? Read the story, and then answer the questions below.

Ladybugs are insects. They hatch from eggs. All ladybugs aren't red. They can be white, yellow, orange, pink, or black! Ladybugs eat aphids. Aphids are tiny green bugs that live on plants. Sometimes aphids can harm plants, so we call them pests. Because ladybugs eat these tiny pests, ladybugs are helpful to us. So, when you see a friendly ladybug sitting on a plant, don't shoo it away. Let it stay!



1. What are ladybugs? \_\_\_\_\_
2. What do ladybugs eat? \_\_\_\_\_
3. What are aphids? \_\_\_\_\_

Now, on another piece of paper, write your own factual story. It can be about anything you're interested in, such as racecars, ballet, or snakes. Write three or four questions about your story for a friend to answer. See if he or she can find the facts!




# Fact vs. Opinion

Remember, **facts** are true and can be proven. **Opinions** are what someone feels or thinks. Read the following story. Then answer the questions below.

## Fascinating Frogs

Did you know there are 2,700 different kinds of frogs and toads? Frogs and toads belong to a group of animals called amphibians.



I don't like frogs because they're slimy. Frogs and toads can be big or small. They come in a variety of colors, including brown, red, yellow, green, orange, white, and blue. I would love to see a blue frog, wouldn't you?

1. Which sentences are facts? Underline them.  
How do you know these are facts?


---

2. Which sentences are opinions? Circle them.  
How do you know these are opinions?

---

Use an encyclopedia or the Internet to find two more interesting facts about frogs. Write them on a separate piece of paper. Also write two more opinions about frogs.

# What If . . . ?



What if animals could talk?

What if you could fly?

What if you lived on the moon?

Write your answer to one of the questions above.

---

---

---

---

---

---

---

# Mailbox Surprise

What would you like to find in your mailbox? Would you like to find a surprise, or a special letter? Think about all the things you'd like to discover there. List your ideas below.

---

---

---

---

---



Now, choose one item and write a short story about the day you discovered it in your mailbox!

---

---

---

---

---

---

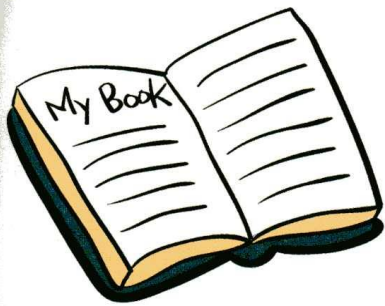
---

---

---

---





# My Favorite Book

Think of a favorite book you've read. Fill out the information below to tell about the book.

What is the title? \_\_\_\_\_

Who is the author? \_\_\_\_\_

Who are the characters? Describe them.

---

---

---

What was your favorite part of the story?

---

---

Write a few sentences telling someone why they should read this book.


---

---

---

# Interview a Character

From the book you wrote about on page 43, choose a favorite character. Pretend you are talking to the character. How would he or she answer your questions? Write the character's answers on the lines.



Character's Name: \_\_\_\_\_

Title of Book: \_\_\_\_\_

Name something important that happened in your life.

---

---

Who is your best friend or favorite person? Why?

---

---

What is the most exciting thing you've ever done?

---

---

Now, on a separate piece of paper, write a few sentences about what it was like to talk to this character.

# A New Ending

Choose a favorite book or story. Then complete this page to write a new ending to the story. Don't forget to include lots of interesting details!



Title of Book: \_\_\_\_\_

How did the story end?

---

---

---

What is another way the story could end? Write it below.

---

---

---



# Dear Diary . . .

Think of a favorite character from a book or story you've read recently. Pretend you are the character. Write a page in your diary. Tell about your thoughts and feelings during an important part of the story.



# Comic Strip



In comics, characters say words in “bubbles” that come out of their mouths. These are called **speech bubbles**.

Use the comic strip below to draw a story. Be sure to include speech bubbles to show what your characters are saying! Share your comic with friends and family.




# Toy Catalog

Make your own toy catalog. Cut pictures of toys from old magazines or newspapers. Glue or tape each picture into a box below. Write a sentence about each toy. Include details like size, color, shape, and why the toy is fun to play with.



---

---

---

---

---

---





# Wanted: Good Friend!

What kinds of things would you like to find in a friend? Someone who can help you with math? Someone who loves dogs? Someone who plays baseball? Someone who makes you laugh?

In the space below, write a want ad. Make sure to write about the exact things you want in a friend. Make your ad fun and interesting to read!

Be creative!

**Wanted:  
Good Friend**

---

---

---

---

---

---

---


---



# You and Me

The chart below is called a Venn diagram. Use this special chart to compare yourself to a friend or family member, telling the ways you are alike and different.

In the **Me** circle, write special things about yourself. In the **You** circle, write special things about the other person. In the **Both of Us** section, write things you both have in common.



# Dear Friend . . .

Writing a friendly letter is easy! You can describe your day, a fun thing you've done, or a favorite trip you've taken. Write to a family member or friend on the stationery page below. When you are done, you can mail the letter!



The stationery page is designed to look like a piece of paper with a purple background and a red and white scalloped border. It features ten horizontal lines for writing. A red pencil with yellow stars is positioned vertically on the right side of the page.





# Day Walk



Take a walk with a family member around your neighborhood during the day. What do you see? What do you smell, hear, and feel? Maybe you feel a light wind. Maybe you smell freshly cut grass. Maybe you hear a dog barking. Write about your senses below.

I see . . .

---

---

I smell . . .

---

---

I hear . . .

---

---


I feel . . .

---

---



# Night Walk



This time, take a walk with your family member in the evening. What do you see? What do you smell, hear, and feel? Is it different than during the day? Maybe you see streetlights. Maybe you smell dinners being cooked. Maybe you hear televisions or cars. Write about your senses below.

I see . . .

---

---

I smell . . .

---

---

I hear . . .

---

---

I feel . . .

---

---

# Thank You Very Much

When someone does something nice for you, a good way to show your thanks is by sending a special card or letter. You could send a thank-you note to your grandmother for sending you a birthday gift. You can send one to your best friend for inviting you to her party. Think of someone who has done something nice for you. Write the person a thank-you note on the lines below. When you're finished, decorate and send your letter!

Date \_\_\_\_\_

Dear \_\_\_\_\_,

Thank you for \_\_\_\_\_

I liked it because \_\_\_\_\_

Your kindness made me feel \_\_\_\_\_

Love,  
\_\_\_\_\_



# Story Starter

Read the beginning of the story below. What does Jenna see? Finish this story by telling what happens next. Write your story on the lines below.



Jenna woke up and looked out her window. It looked cold and rainy outside. She guessed her softball game would be called off. Jenna decided to go downstairs to eat breakfast. But first she needed to get dressed. When she opened her closet door, she couldn't believe her eyes! It was just like her dream!

---

---

---

---

# A Very Tall Tale

A **tall tale** is a story that stretches the truth. Read the beginning of the tall tale below. Then finish the story on a separate piece of paper. Remember to stretch the truth!



Burly Bear was known throughout the forest. Not only was he as tall as a five-story building, but he was also kind and brave. He protected the trees, plants, and animals of the forest. One time, Burly Bear stopped a flooding river using just his giant paw!

One morning, Burly Bear awoke to the smell of something burning. He sat straight up! Could it be a forest fire? Burly Bear saw thick black smoke rising over the tops of the trees. Being careful not to step on any animals or plants, Burly ran toward the smoke.

What happened next? Finish this tall tale on another piece of paper by telling how Burly Bear stopped the forest fire.



# My Favorite Things

Use the following mini-pages to make a book about your favorite things. Complete the sentence on each page, and then draw a picture to go with it. When you're done, cut apart the pages and staple them together along the left edge.

## My Favorite Things

1

My favorite color is

\_\_\_\_\_

3

My favorite place is

\_\_\_\_\_

5

My favorite book is

\_\_\_\_\_

7





# My Favorite Things



My favorite animal is

\_\_\_\_\_

4

My favorite food is

\_\_\_\_\_

2

My favorite thing to do is

\_\_\_\_\_

8

My favorite friend is

\_\_\_\_\_

6

# Buy, Buy, Buy!

Have you ever seen a magazine or TV ad? Ads try to tell us to buy things. Often, ads use exciting words and pictures to sell their goods.



Choose one of the items below. Write an ad to sell this item. Draw a picture to go with your ad. Use exciting words and pictures!

1. Mr. Smith's Super Sticky Pet Brush
2. Speedy Skater's Flying Skateboard
3. Acme's Glow-in-the-Dark Toothbrush

---

---

---









---

---

# Proofreading Marks

When checking your writing, use these symbols to edit your work.



Proofreading Mark	Example
 Take out a word	He <del>is</del> is nice.
 Add a word	We <sup>went</sup>  to school.
 Add a period	Please close the door 
 Capitalize a letter	<u>she</u> is sad.
 Make a letter lowercase	Where <del>Do</del> you live?
 Add a comma	We have ham  bread, and cheese.




# Writing Checklist

Use this checklist to make sure you've done your best work.



Title: \_\_\_\_\_



- I used capital letters and periods.
- I used interesting words.
- I checked the spelling of words I wasn't sure about.
- I practiced reading my story.
- I used my best handwriting.

# Answer Key

## Page 4

Answers will vary.

## Page 5

Square 1:  
cat  
rat  
ram  
jam

Square 2:  
pin  
pan  
man  
mat

## Page 6

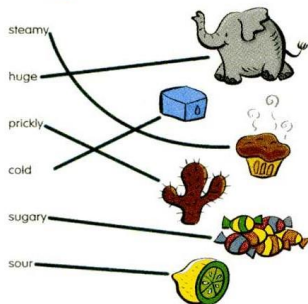
Square 1:  
ran  
rat  
hat  
hit

Square 2:  
wink  
wind  
wing  
sing


## Page 7

Answers will vary.


## Page 8



## Page 9



## Page 10



## Page 11

Mindy asked her mom if she could go to the park. "Sure," Mom replied. "Will you bring Checkers with you?"

Checkers wagged her tail and barked loudly. "Come on, Checkers!" Mindy called to her dog. She put on Checkers's leash, and they ran to the park together. Mindy threw a ball, and Checkers jumped in the air to catch it. "Yeah!" Mindy cheered, clapping her hands.

## Page 12

- purple
- pink
- blue
- brown
- green
- white
- yellow
- red



## Page 17

- starfish
- doghouse
- fireman
- football
- Answers will vary.
- Answers will vary.

## Page 13

- Roses are red, violets are blue
- The sun is yellow, the stars are white
- Pigs are pink, bears are brown
- Grapes are purple, lettuce is green
- Answers will vary.

## Page 18

- honk
- pop
- moo
- splash

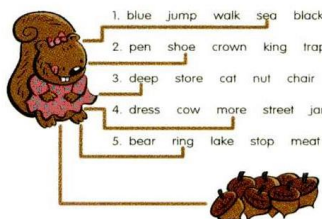
## Page 19

These words should be circled: purrs, barks, click, grunt, squeak, whistle

## Page 20

- I
- in, if
- fin, fir, fed, den, red, rid, die, end
- fine, find, fire, fern, rind, dine, dire, ride
- diner, finer, fined
- friend
- Answers will vary.

## Page 14



## Page 15

- ground
- nose
- head
- away
- Answers will vary.

## Page 16

- boat
- day
- Answers will vary.
- Answers will vary.

## Page 21

Answers will vary.



## Answer Key

### Page 22

1. nouns (animals)
2. verbs
3. adjectives  
(describing words)
4. nouns (places)

### Page 23

1. m
2. o
3. u
4. s
5. e
6. a mouse
7. Answers will vary.

### Page 25

Message: Writing is fun

### Page 26

1. zebra
2. cage
3. monkey
4. snake
5. lion
6. ticket
7. zookeeper
8. koala
9. a zoo
10. Answers will vary.

### Pages 27-30

Answers will vary.

### Page 31

1. a cat
2. a tree
3. snow
4. a clock

### Page 32

1. a friend
2. a teacher
3. a firefighter
4. a doctor

### Page 33

1. a fair or carnival
2. my bedroom
3. a grocery store
4. a park

### Page 34

1. Today is the big game against the Tigers.
2. The first player hit the ball over the fence.
3. The crowd cheered loudly after the home run.

### Page 35

1. Jon decided to wash Mason because he was dirty.
2. Jon scrubbed Mason with soap.
3. Oh no! Mason jumped out of the tub!
4. Come back, Mason!

### Page 36

- 1 Kayla's family was going camping in the mountains.
- 2 First, they packed up the truck.
- 3 The drive up to the mountains took four long hours.
- 4 When they got to the campsite, Kayla's family put up their tents.
- 5 Then the family made a campfire.
- 6 Kayla's dad made burgers for dinner.
- 7 After dinner, Kayla and her brother told ghost stories around the fire.

### Page 37

Answers will vary.

### Page 38

1. forty
2. teeth
3. great white
4. seals; squid
5. shark

### Page 39

1. insects
2. aphids
3. tiny green bugs that live on plants

### Page 40

Did you know there are 2,700 different kinds of frogs and toads? Frogs and toads belong to a group of animals called amphibians. I don't like frogs because they're slimy. Frogs and toads can be big or small. They come in a variety of colors, including brown, red, yellow, green, orange, white, and blue. I would love to see a blue frog, wouldn't you?

1. Facts can be proven.
2. Opinions are what someone thinks or feels.

### Pages 41-61

Answers will vary according to the topics your child chooses.







The background is bright yellow and decorated with several blue five-pointed stars. On the left side, there are three yellow oval shapes representing hole punches. At the bottom, there are three school supplies: a pink marker with a red cap, a brown crayon, and a red pencil with a purple eraser. The central text is enclosed in a white rectangular box with a black border.

**Nice work,**

\_\_\_\_\_ !

(Name)

**You're  
on the  
"write"  
track!**













\$3.95  
\$4.95 CAN



# Get set on the "write" track!



## Helping your child learn is fast and fun

when you use Flash Skills workbooks. Each book in the Flash Skills series focuses on a specific skill your child needs to build a strong foundation and succeed in school. Using simple instruction, engaging activities, and delightful artwork, each book in the Flash Skills series features:

- Activities that reinforce what your child has learned in the classroom
- Exercises that encourage practice in skills your child finds challenging
- Games and puzzles that make learning fun
- Cute illustrations for your child to enjoy
- Playful full-color reward stickers



**Flash Kids**  
387 Park Avenue South  
New York, NY 10016

Manufactured in China 08/09  
Lot 17 16 15 14 13 12 11 10 9 8

ISBN-13: 978-1-4114-9910-2  
ISBN-10: 1-4114-9910-7



9 781411 499102

5 0 3 9 5