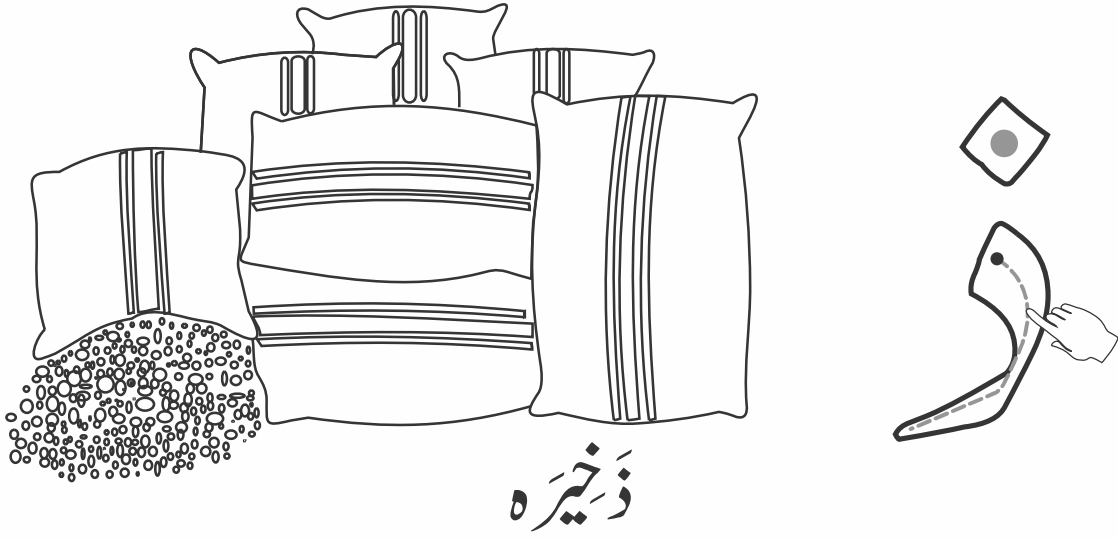



حرف ”ذ“ پر اُنگلی پھیریں اور تصویر میں رنگ بھریں۔

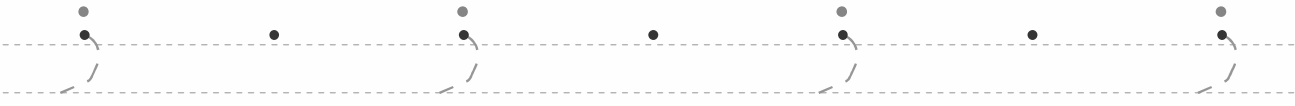


ذ-خ-ی-ر-ہ

حرف ”ذ“ پر پنسل پھیریں۔

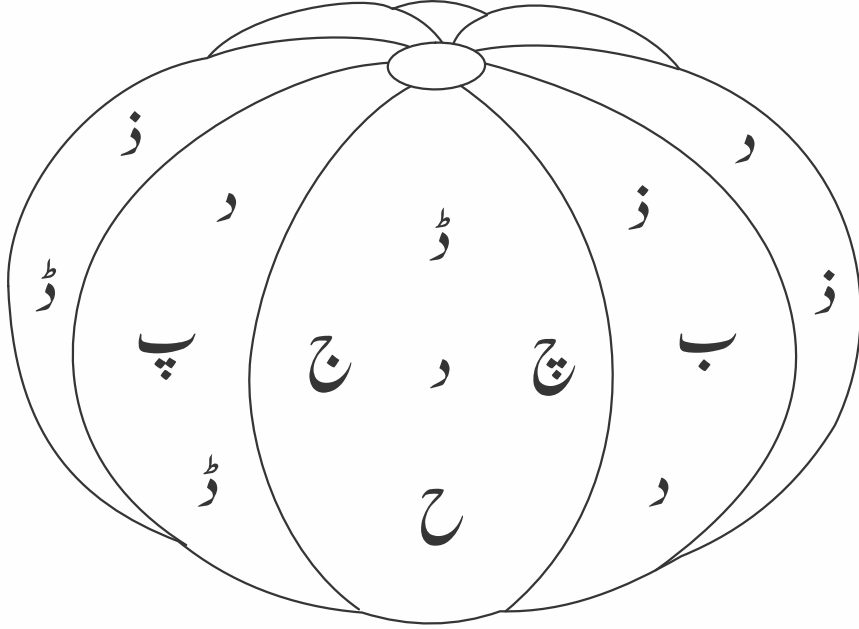


Handwriting practice sheet for the letter 'j'. The page contains ten rows of dashed lines. Each row features seven dashed lowercase 'j' characters for tracing. Each character has a solid dot above it and a solid hook at the bottom. The first row through the ninth row are identical. The tenth row is a variation where the characters are spaced out, with a solid dot placed in the middle of the line between each 'j' character.

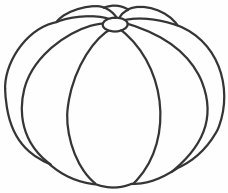


مشق


د، ڈ، ذ کے گرد دائرہ لگائیں اور رنگ بھریں۔



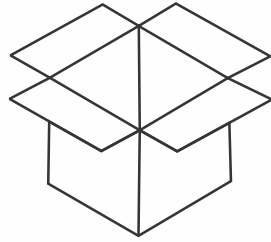
مثال کے مطابق تصویر کے نام کا پہلا حرف لکھیں۔



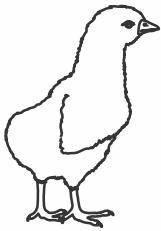
.....



.....




.....



.....



.....



.....