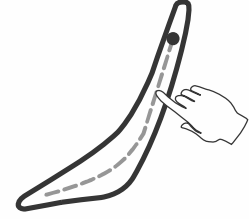



حرف ”ر“ پر انگلی پھیریں اور تصویر میں رنگ بھریں۔



رِکشَا

ر۔ک۔ش۔ا

حرف ”ر“ پر پنسل پھیریں۔

Handwriting practice section for the Urdu letter 'R'. It consists of six rows of dashed lines on a solid background. Each row contains seven dashed 'R' characters for tracing. A small icon of a pencil is shown in the top right corner of the first row.

j j j j j j j j

j j j j j j j j

j j j j j j j j

j j j j j j j j

j j j j j j j j

j j j j j j j j

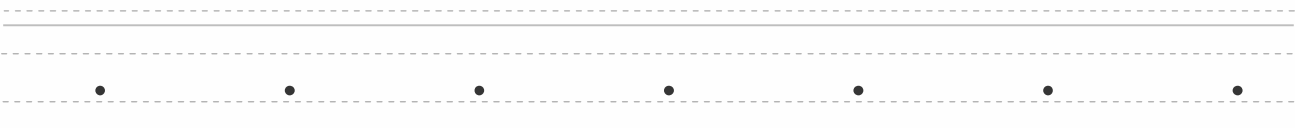
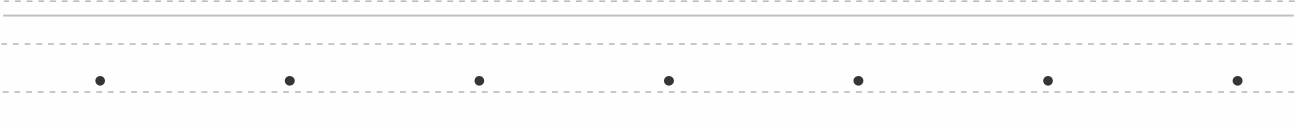
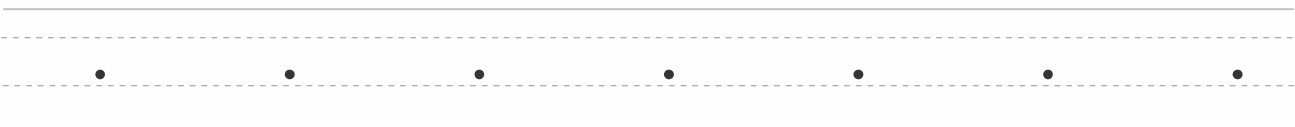
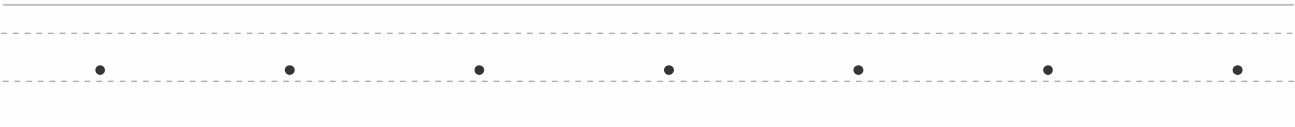
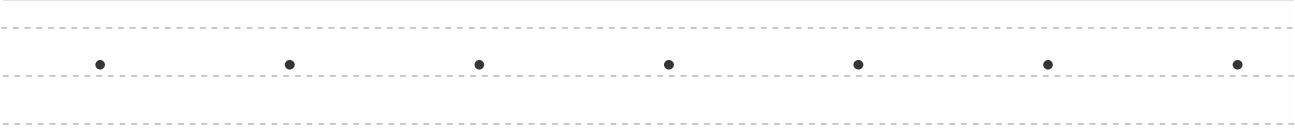
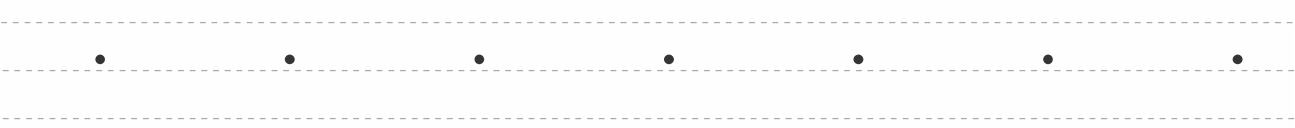
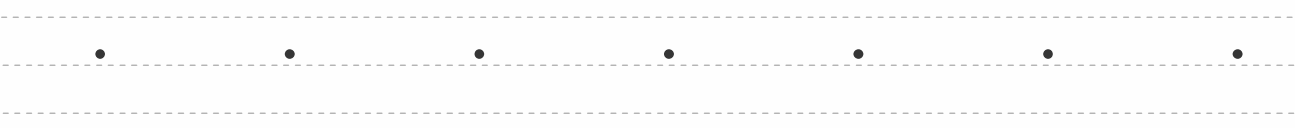
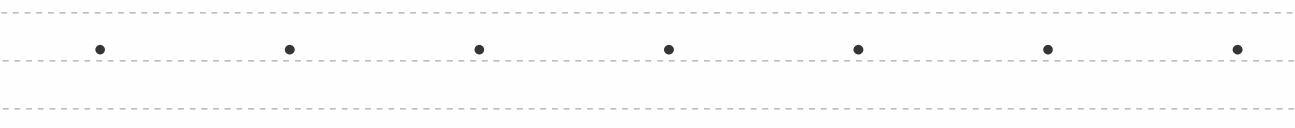
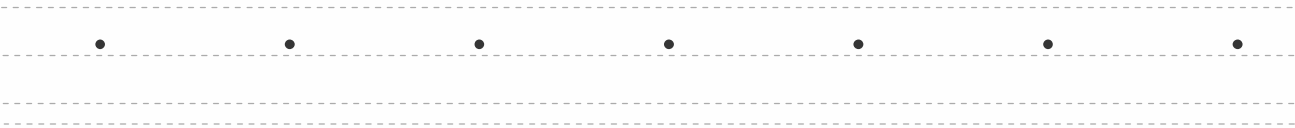
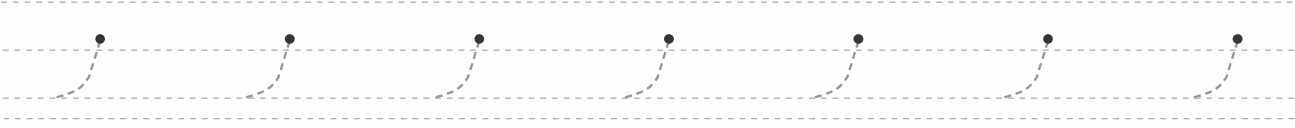
j j j j j j j j

j j j j j j j j

j j j j j j j j

j j j j j j j j

j . j . j . j .



## مشق

تصویر کو دیکھیں اور نام کے پہلے حرف پر پنسل پھیریں اور رنگ بھریں۔

