





حرف ”ء“ پر پنسل پھیریں اور تصویروں میں رنگ بھریں۔

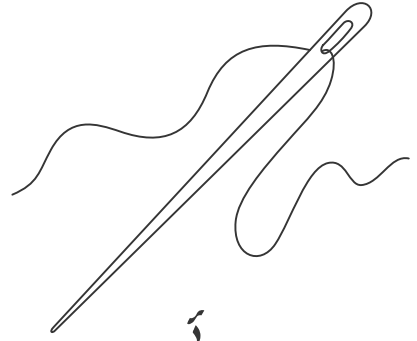
آئس کریم
آءس ک۔ری۔م



گائے
گ۔ا۔ءے

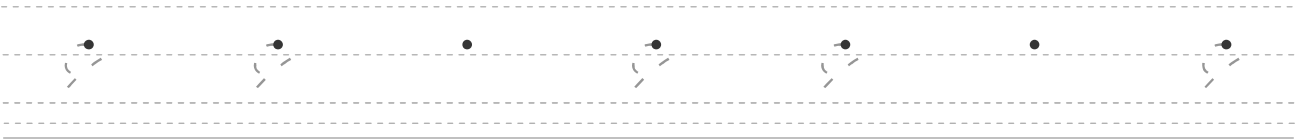
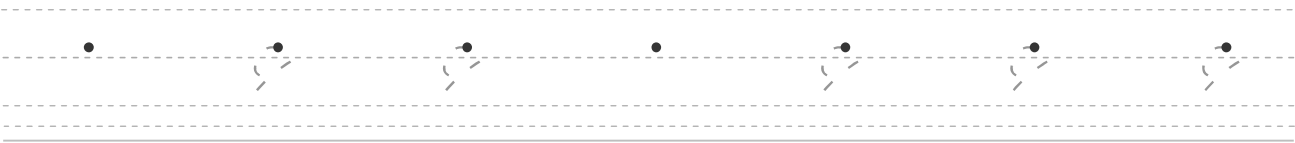
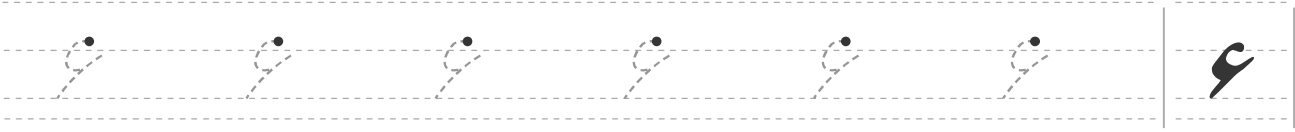


چائے
چ۔ا۔ءے



سوئی
س۔و۔ءے

حرف ”ء“ پر پنسل پھیریں اور لکھیں۔



Handwriting practice row 1: A series of seven dots on a dashed line, each with a small arrow indicating the starting point and direction for writing the letter 'ع'.

Handwriting practice row 2: A series of seven dots on a dashed line, each with a small arrow indicating the starting point and direction for writing the letter 'ع'.

Handwriting practice row 3: A series of seven dots on a dashed line, each with a small arrow indicating the starting point and direction for writing the letter 'ع'.

Handwriting practice row 4: A series of seven dots on a dashed line, each with a small arrow indicating the starting point and direction for writing the letter 'ع'.

Handwriting practice row 5: A row of six Arabic characters: 'ع', 'ع', 'ع', 'ع', 'ع', 'ع'. The first and last are solid black, while the second, third, and fourth are dashed for tracing.

Handwriting practice row 6: A row of six Arabic characters: 'ع', 'ع', 'ع', 'ع', 'ع', 'ع'. All characters are dashed for tracing.

Handwriting practice rows 7-10: Four rows of empty handwriting lines (dashed top and bottom lines) for independent practice.



تصویر کے نام کا پہلا حرف لکھیں اور رنگ بھریں۔

