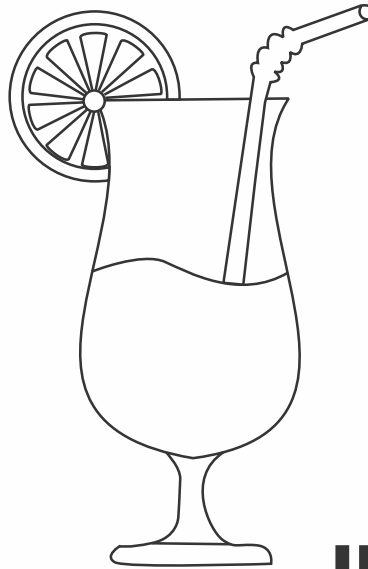
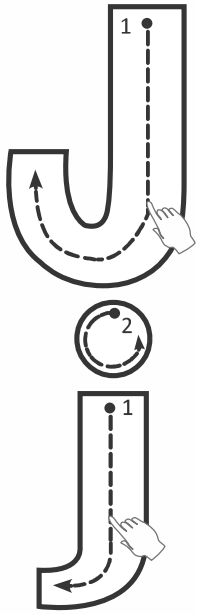


Trace the letter "J j" with finger and colour the picture.



JUICE

juice

Trace the letter "J j".

Tracing practice area consisting of seven rows of handwriting lines. Each row contains a solid uppercase 'J' followed by seven dashed uppercase 'J's for tracing. Below these are six rows of seven dashed lowercase 'j's for tracing.

J J J J J J J

J J J J J J J

J J J J J J J

J J J J J J J

J J J J J J J

J J J J J J J

J J J J J J J

J J J J J J J

J J J J J J J

J J J J J J J

J . J . J . J .

j j j j j j j

.

.

j j j j j j j

••

••

••

••

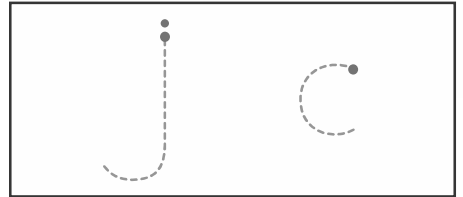
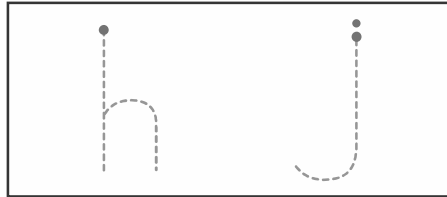
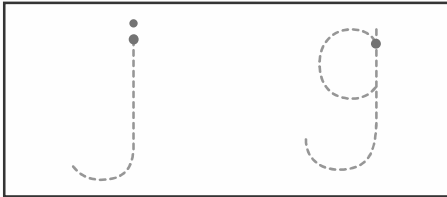


••

••

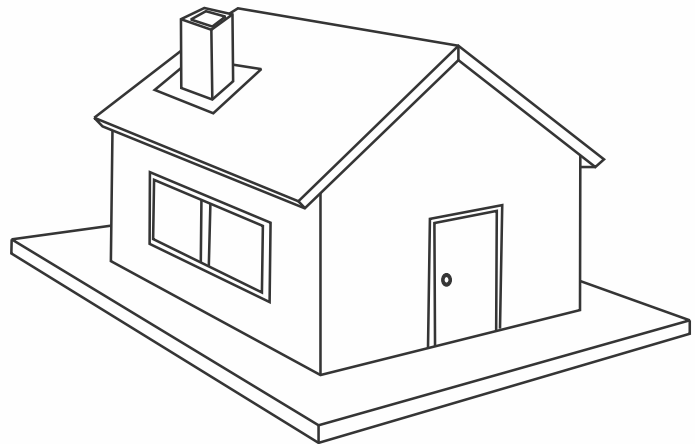

••

ACTIVITY

Trace and circle the letter that stands for the beginning sound.



Colour the pictures that begin with j.



Trace the letters.

