
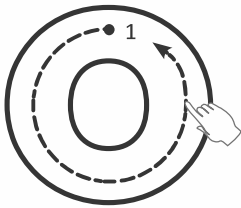
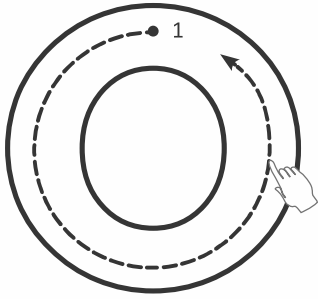


Trace the letter "O o" with finger and colour the picture.

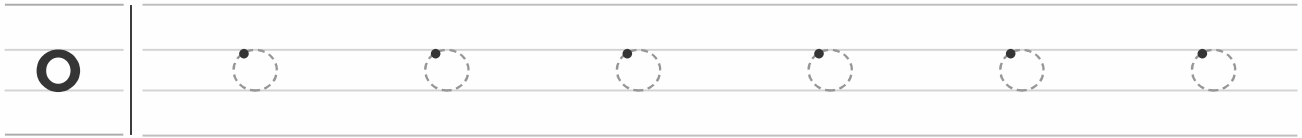
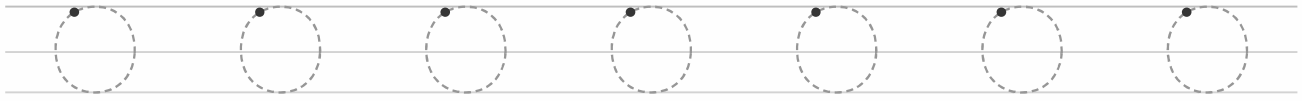


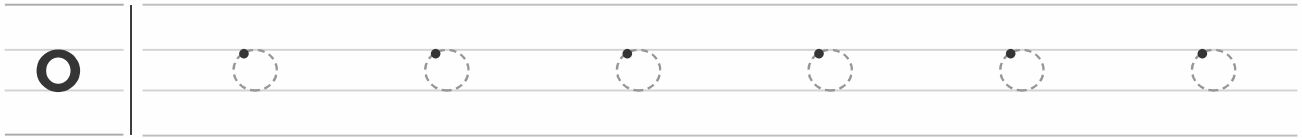
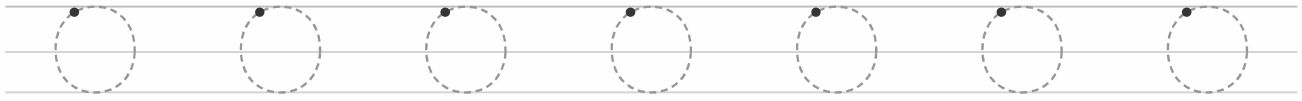
**OWL**

Trace the letter "O o".

**owl**

A series of seven horizontal lines for handwriting practice. The first line starts with a solid uppercase 'O' on the left, followed by six dashed uppercase 'O's for tracing. Each dashed 'O' has a small black dot at the top. The following six lines each contain seven dashed lowercase 'o's for tracing, each with a small black dot at the top.





# REVISION

M N O m n o

M N O m n o

M N O m n o

M N O m n o

M N O m n o

M N O m n o

M N O m n o

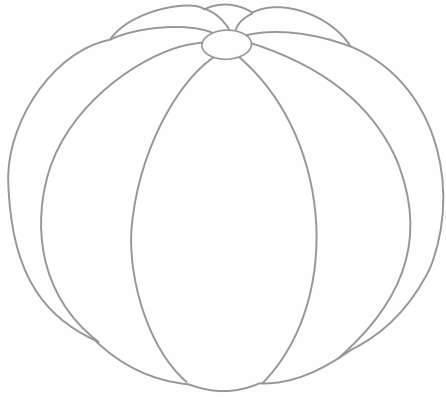
M N O m n o

• • • • •

• • • • •

# ACTIVITY


Trace the first letter of each picture and colour.



N - M



O - D



J - G



N - J