



Trace the letter "S s" with finger and colour the picture.



SOAP

soap

Trace the letter "S s".

S	S	S	S	S	S	S
s	s	s	s	s	s	s
S	S	S	S	S	S	S
s	s	s	s	s	s	s
S	S	S	S	S	S	S
s	s	s	s	s	s	s
S	S	S	S	S	S	S
s	s	s	s	s	s	s

Handwriting practice sheet for the letter 'S'. The sheet contains multiple rows of dashed uppercase 'S' and lowercase 's' for tracing. A legend on the left shows the solid letter 'S' and the lowercase 's' with numbered arrows indicating stroke order: 1 for the main curve and 2 for the tail. The practice area includes rows for uppercase 'S' and lowercase 's', with some rows featuring a dot for the starting point of the stroke.

S

s

S S S S S S S

.

.

S S S S S S S

.

.

.

.










.

.




.

ACTIVITY

Circle the pictures that begin with the sound of the given letter.

q			
r			
s			

Write the beginning letter.

		
---	---	---