
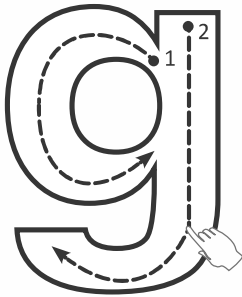


Trace the letter "G g" with finger and colour the picture.



GRAPES

Trace the letter "G g".

grapes

A series of seven horizontal lines for tracing practice. Each line starts with a solid uppercase letter 'G' on the left, followed by six dashed uppercase 'G's for tracing. The lines are evenly spaced and cover most of the page's width.

e e e e e e e

e e e e e e e

e . e . e . e .

g g g g g g g

g g g g g g g

g g g g g g g

g g g g g g g

g g g g g g g

g g g g g g g

g g g g g g g

g . g . g . g .

e e e e e e e

.

.

g | g g g g g g g

.

.

.

g g g g g g g


g g g g g g g

g g g g g g g

g . g . g . g

ACTIVITY

Follow the path with the pictures whose names begin with the letter g.



Colour the pictures that begin with the letter g.

