

Grade 3



Evan-Moor®

EMC 3016

BASIC

Math Skills

GRADE
3

Correlated to State Standards


- Aligned with NCTM Standards
 - Number & Operations
 - Algebra
 - Geometry
 - Measurement
 - Data Analysis & Probability
- Reproducible pages for:
 - Drill & practice
 - Applications & word problems
 - Math tests
- Test prep
- Timed tests
- Reproducible flashcards

1-10,000



MULTIPLICATION

VISION • FRACTIONS



AREA • VOLUME • ESTIMATION • GRAPHS

Enhanced
E-book

BASIC

Math Skills



Basic Math Skills is divided into the following sections, which correspond to the strands of the NCTM content standards:

- Number and Operations
- Algebra
- Geometry
- Measurement
- Data Analysis and Probability

Each section includes a variety of reproducible pages that reinforce basic math skills taught at the fifth-grade level. These pages include:


- Games, puzzles, and mazes
- Drill and practice pages
- Problem solving and application practice
- Tests in standardized format

Also included is a resource section of materials that may be used to monitor, reinforce, and assess learning:

- Timed math tests
- Class record sheet
- Test answer form
- Awards
- Reproducible practice cards for multiplication and division facts

Writing: Wes Tuttle
Content Editing: Chyrl Light
Copy Editing: Sonny Bennett
Art Direction: Cheryl Puckett
Cover Design: Wendy Crockett
Design/Production: Olivia Trinidad

EMC 3018



Evan-Moor
EDUCATIONAL PUBLISHERS
Helping Children Learn since 1979

Congratulations on your purchase of some of the finest teaching materials in the world.

Photocopying the pages in this book is permitted for single-classroom use only. Making photocopies for additional classes or schools is prohibited.

For information about other Evan-Moor products, call 1-800-777-4362, fax 1-800-777-4332, or visit our Web site, www.evan-moor.com.

Entire contents © 2003 EVAN-MOOR CORP.

18 Lower Ragsdale Drive, Monterey, CA 93940-5746. Printed in USA.

Correlated to State Standards

Visit teaching-standards.com to view a correlation of this book's activities to your state's standards. This is a free service.



Thank you for purchasing an Evan-Moor e-book!

Attention Acrobat Reader Users: In order to use this e-book you need to have Adobe Reader 8 or higher. To download Adobe Reader for free, visit www.adobe.com.

Using This E-book

This e-book can be used in a variety of ways to enrich your classroom instruction.

You can:

- engage students by projecting this e-book onto an interactive whiteboard
- save paper by printing out only the pages you need
- find what you need by performing a keyword search
... and much more!

For helpful teaching suggestions and creative ideas on how you can use the features of this e-book to enhance your classroom instruction, visit www.evan-moor.com/ebooks.

User Agreement

With the purchase of Evan-Moor electronic materials, you are granted a single-user license which entitles you to use or duplicate the content of this electronic book for use within your classroom or home only. Sharing materials or making copies for additional individuals or schools is prohibited. Evan-Moor Corporation retains full intellectual property rights on all its products, and these rights extend to electronic editions of books.

If you would like to use this Evan-Moor e-book for additional purposes not outlined in the single-user license (described above), please visit www.evan-moor.com/help/copyright.aspx for an *Application to Use Copyrighted Materials* form.

This page intentionally left blank

Table of Contents

Number and Operations

- Overview 4
- Count, read, write, and compare whole numbers to 10,000..... 5
- Group thousands, hundreds, tens, and ones..... 17
- Add and subtract one-digit and multidigit numbers 35
- Multiply and divide one-digit and multidigit numbers..... 65
- Compute and estimate with whole numbers 95
- Identify, compare, and calculate using fractions 107
- Identify, count, and compute the value of coins and bills..... 131

Algebra

- Overview 143
- Analyze, describe, and extend linear patterns..... 144
- Select appropriate operations and relation symbols to make a number sentence true 150
- Recognize and use the commutative and associative properties of addition and multiplication 157
- Solve problems involving a functional relationship between two quantities 162

Geometry

- Overview 168
- Identify and describe plane geometric figures by their attributes..... 169
- Identify and describe common solid figures by their attributes..... 175
- Identify and compare lines, line segments, and rays 181
- Identify angles and determine whether they are greater or less than a right angle..... 187

Measurement

- Overview 193
- Tell time to the minute, identify the time of day, and find elapsed times 194
- Use a schedule and calendar to answer questions..... 200
- Choose the appropriate tools and units (metric and standard U.S.) to estimate and measure length, liquid volume, and weight..... 206
- Carry out simple unit conversions within a system of measurement 212
- Find the perimeter of a polygon 218
- Determine the area and volume of figures using squares or cubes 224

Data Analysis and Probability

- Overview 230
- Read and interpret data on various types of graphs 231
- Collect, record, and classify data 237
- Explore probability, record possible outcomes, and use results to predict future events 243

- Resources and Answer Key 249

Introduction



Basic Math Skills is based on current NCTM standards and is designed to support any math curriculum that you may be using in your classroom. The standard strands (Number and Operations, Algebra, Geometry, Measurement, and Data Analysis and Probability) and skills within the strand are listed on the overview page for each section of the book. The skill is also shown at the bottom of each reproducible page.

Opportunities to practice the process standards (Problem Solving, Reasoning and Proof, Communication, Connections, and Representation) are also provided as students complete the various types of activities in this resource book.

Basic Math Skills may be used as a resource providing practice of skills already introduced to students. Any page may be used with an individual child, as homework, with a small group, or by the whole class.

Skill Practice


Each skill is covered in a set of six reproducible pages that include the following:



"Fun" Activities

Students use the skill to complete dot-to-dots, riddles, mazes, codes, and other game-oriented activities.

Drill and Practice
These pages contain straightforward practice of the skill.



Peggy's Pets

One picture to help solve each problem.

1. Peggy has 3 large dogs, one small dog, and 4 goldfish. How many animals does she have in all?

2. Peggy's golden retriever puppy got 4 goldfish in each bowl. How many goldfish are there in all?

3. Write a story problem about this picture.

4. Write a story problem about this picture.

Write the answer to your problem.

Name the Operation

Find the answer. Then draw the sign to show the operation you used. You may need to use more than one operation to find an answer.

1. The parents of children in Room 12 baked 25 each of cookies, dough, and candy pans for the school's bake sale. How many pans did they bake for the sale?

2. Mercury is 58 million kilometers from the Sun. Earth is 150 million kilometers from the Sun. How much farther away from the Sun is Earth than Mercury?

3. There are 10 boys and 40 girls in the school's basketball team. There are 10 teams with an equal number of players. How many players are on each team?

Which operation(s) did you use? $+$ $-$ \times \div

Which operation(s) did you use? $+$ $-$ \times \div

Which operation(s) did you use? $+$ $-$ \times \div

Which operation(s) did you use? $+$ $-$ \times \div


Tim's Schedule

Tim had a busy Saturday afternoon. Help him figure out his schedule.

Activity	Started	Finished	Time Spent
1. Finished library books.	12:00	12:25	minutes
2. Raked the lawn.	1:10	1:55	minutes
3. Fixed a creek.	2:18	2:28	minutes
4. Changed a flat tire on his bike.	2:55		23 minutes
5. Played catch with his friends at the park.	3:15	4:05	minutes
6. Listened to a new CD.	4:15		43 minutes
7. Practiced the trumpet.		6:10	1 hour
8. Set the dinner table for three.	6:18		10 minutes
9. Watched television.	8:00		1 hour 30 minutes

Application/Word Problem Activities

Students use the skill to problem solve and explore real-life situations.



Math Test

A test in standardized format is provided for each skill.

Math Test

Fill in the circle next to the correct answer.

1. What is the name of this shape?
 pentagon
 trapezoid
 octagon
 none of the above

2. How many sides does a hexagon have?
 6
 4
 5
 8

3. What is true about circles?
 Circles are polygons.
 Circles have many sides.
 All circles are the same size.
 All circles are the same shape.

4. What time is it?
 1:25
 4:25
 1:20
 4:20

5. Find the event that usually happens in the gym.
 go to school
 get dressed for school
 eat breakfast
 use "Good Morning!"

6. How are a square and a rectangle alike?
 Both shapes have 4 sides that are the same length.
 Both shapes have 5 sides.
 Both shapes are the same size.
 Both shapes have four sides.

7. Find the closed shape.

8. Which shape is NOT a polygon?
 square
 circle
 hexagon
 triangle

9. Which shape has many sides?
 trapezoid
 octagon
 hexagon
 pentagon

10. What shape is a stop sign?
 trapezoid
 hexagon
 pentagon

11. What is another way to write 100?
 10×10
 $10 \times 2 \times 5$
 $100 \times 10 \times 4$
 $100 \times 3 \times 0 = 0$

12. In 554, the 4 is in the _____ place.
 ones
 tens
 hundreds
 none of the above

13. Write many tens and ones in 554?
 5 tens and 5 ones
 5 tens and 4 ones
 5 tens and 5 ones
 5 tens and 4 ones

14. Mark the number for 0 hundreds, 1 ten and 5 ones.
 105
 150
 155
 1005

15. Use the number for 6 hundreds, 2 tens and 8 ones.
 628
 268
 682
 286

16. In 428, the 4 is in the _____ place.
 ones
 tens
 hundred
 none of the above

17. In 428, the 4 is in the _____ place.
 ones
 tens
 hundred
 none of the above

18. In 428, the 4 is in the _____ place.
 ones
 tens
 hundred
 none of the above

19. In 428, the 4 is in the _____ place.
 ones
 tens
 hundred
 none of the above

20. In 428, the 4 is in the _____ place.
 ones
 tens
 hundred
 none of the above

Additional Resources

The following additional resources are also provided:

- Timed math tests
- Class record sheet
- Test answer form
- Awards
- Reproducible practice cards for multiplication and division facts



Grade Test 1
 Multiplication Facts 9-9

9	9	8	7	6	5	4	3	2	1
9	8	7	6	5	4	3	2	1	0
8	8	7	6	5	4	3	2	1	0
7	7	6	5	4	3	2	1	0	0
6	6	5	4	3	2	1	0	0	0
5	5	4	3	2	1	0	0	0	0
4	4	3	2	1	0	0	0	0	0
3	3	2	1	0	0	0	0	0	0
2	2	1	0	0	0	0	0	0	0
1	1	0	0	0	0	0	0	0	0

Grade Test 2
 Multiplication Facts 9-9

9	9	8	7	6	5	4	3	2	1
9	8	7	6	5	4	3	2	1	0
8	8	7	6	5	4	3	2	1	0
7	7	6	5	4	3	2	1	0	0
6	6	5	4	3	2	1	0	0	0
5	5	4	3	2	1	0	0	0	0
4	4	3	2	1	0	0	0	0	0
3	3	2	1	0	0	0	0	0	0
2	2	1	0	0	0	0	0	0	0
1	1	0	0	0	0	0	0	0	0

Math Timed Tests—Class Record Sheet

Student	1	2	3	4	5	6	7	8	9	10
1										
2										
3										
4										
5										
6										
7										
8										
9										
10										

Math Test Page

Name _____

1. 10 100 1,000 10,000

2. 10 100 1,000 10,000

3. 10 100 1,000 10,000

4. 10 100 1,000 10,000

5. 10 100 1,000 10,000

6. 10 100 1,000 10,000

7. 10 100 1,000 10,000

8. 10 100 1,000 10,000

9. 10 100 1,000 10,000

10. 10 100 1,000 10,000

Awards

You Did It!

MATH Super Star

Good Job!

It's time to hop! Hop! Hop! You're doing better!

is ready for the next timed test.

9 x 1	9 x 5	9 x 9	10 x 10
9 x 0	9 x 4	9 x 8	10 x 9
8 x 9	9 x 3	9 x 7	10 x 8
8 x 8	9 x 2	9 x 6	10 x 7

Number and Operations

Count, read, write, and compare whole numbers to 10,000

- Count, read, write, and compare whole numbers to 1000 5
- Count, read, write, and compare whole numbers to 10,000 11

Group thousands, hundreds, tens, and ones

- Identify the place value for digits in numbers to 1000 and use expanded notation to represent numbers 17
- Identify the place value for digits in numbers to 10,000 and use expanded notation to represent numbers 23
- Round off numbers to 10,000 to the nearest ten, hundred, and thousand..... 29

Add and subtract one-digit and multidigit numbers

- Find the sum or difference of whole numbers between 0 and 100 without regrouping; show an understanding of the relationship of addition and subtraction 35
- Find the sum or difference of whole numbers between 0 and 100 with regrouping..... 41
- Find the sum or difference of whole numbers between 100 and 1000 without regrouping..... 47
- Find the sum or difference of whole numbers between 100 and 1000 with regrouping..... 53
- Find the sum or difference of whole numbers between 1000 and 10,000 59

Multiply and divide

- Commit multiplication facts through the 6s to memory; show an understanding of the properties of 0 and 1 in multiplication 65
- Commit multiplication facts 7s through 10s to memory 71
- Solve basic division problems, showing an understanding of the relationship between multiplication and division 77
- Solve multiplication problems of multidigit numbers by one-digit numbers..... 83
- Solve division problems of multidigit numbers by a one-digit number 89

Compute and estimate with whole numbers

- Solve problems that require two or more operations..... 95
- Make reasonable estimates when computing 101

Identify, compare, and calculate using fractions

- Identify and compare parts of a set of objects, and write equivalent fractions 107
- Identify and compare parts of a whole object, and write equivalent fractions 113
- Show the relationship between whole numbers, fractions, and decimals 119
- Add and subtract simple fractions 125

Identify, count, and compute coins and bills


- Find the value of coins and bills and write equivalent or greater amounts 131
- Add, subtract, multiply, divide, and solve problems using money amounts in decimal notation 137

Heading Home

Name _____

Start at **100**.

Count by tens to help the bees get back to their hive.



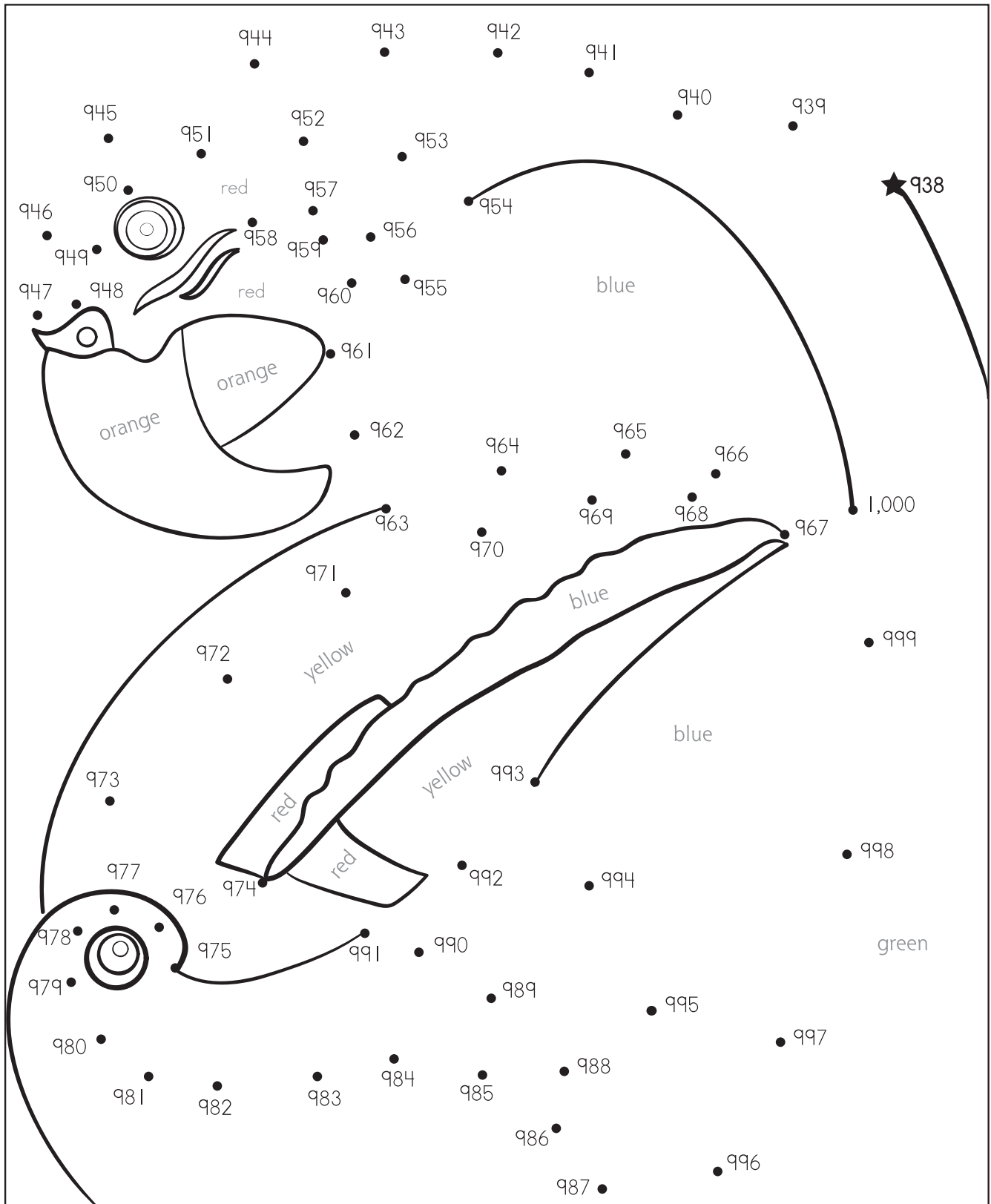
							470	460
550	800	790						450
							730	
570								
		1,000						
							700	
					890			400
610	620	630						
300		320	330					
							220	210
120	130	140						200
110	100							

Count, read, write, and compare whole numbers to 1000

Who Is Hiding Here?

Name _____

Start at **938**. Connect the dots to find the mystery birds. Color the picture.



Count, read, write, and compare whole numbers to 1000

What's Missing?

Name _____

Write the missing numbers.

1. 131 _____ 133

2. 515 _____ 517

3. 301 _____ 303

4. 898 _____ 900

5. 645 _____ 647

6. 229 _____ 231

7. 832 _____ 834

8. 715 _____ 717

9. 327 _____ 329

10. 600 _____ 602

11. 853 _____ 855

12. 256 _____ 258

13. 161 _____ 163

14. 483 _____ 485

15. 799 _____ 801

16. 998 _____ 1,000

17. 929 _____ 931

18. 720 _____ 722

19. 578 _____ 580

20. 426 _____ 428

Count, read, write, and compare whole numbers to 1000

Keep on Counting

Name _____

Count on from the first number in each box.

248	539	874	990

Count, read, write, and compare whole numbers to 1000

An Orderly Collection

Name _____

Kim has been collecting animal stamps. She mounts each stamp on a card and numbers it. She keeps the cards in order in boxes. Help Kim number her cards. Write the numbers in order beginning with **835**.

 835 _____	 _____	 _____	 _____	 _____
 _____	 _____	 _____	 _____	 _____
 _____	 _____	 _____	 _____	 _____
 _____	 _____	 _____	 _____	 _____

Count, read, write, and compare whole numbers to 1000

Name _____

Math Test

Fill in the circle next to the correct answer.

1. What number comes next?

256, 257, 258, 259, _____

- Ⓐ 250
- Ⓑ 240
- Ⓒ 230
- Ⓓ 260

2. Find the missing number.

735, _____, 737, 738

- Ⓐ 733
- Ⓑ 736
- Ⓒ 735
- Ⓓ 739

3. Find the missing number.

_____, 651, 652, 653

- Ⓐ 655
- Ⓑ 653
- Ⓒ 656
- Ⓓ 650

4. Find the numbers that are NOT in order.

- Ⓐ 882, 883, 884, 885
- Ⓑ 930, 931, 932, 933
- Ⓒ 754, 765, 766, 767
- Ⓓ 400, 401, 402, 403

5. Which number is greater than 500?

- Ⓐ 455
- Ⓑ 490
- Ⓒ 499
- Ⓓ 576

6. Which number is less than 300?

- Ⓐ 238
- Ⓑ 550
- Ⓒ 310
- Ⓓ 437

7. Which number is 10 more than 750?

- Ⓐ 751
- Ⓑ 755
- Ⓒ 760
- Ⓓ 800

8. Which number is 10 less than 990?

- Ⓐ 800
- Ⓑ 890
- Ⓒ 900
- Ⓓ 980

9. Which number is 100 more than 385?

- Ⓐ 834
- Ⓑ 543
- Ⓒ 485
- Ⓓ 583

10. Which number is 100 less than 1,000?

- Ⓐ 900
- Ⓑ 910
- Ⓒ 950
- Ⓓ 999

Count, read, write, and compare whole numbers to 1000

Race to 10,000


Name _____

Fill in the missing numbers.



9,990 9,991 _____

_____ 10,000




9,000 9,100 _____

_____ 10,000



1,000 2,000 _____

_____ 10,000



Count, read, write, and compare whole numbers to 10,000

Mystery Picture

Name _____

Start at **100**. Connect the dots in order from the lowest to the highest number.

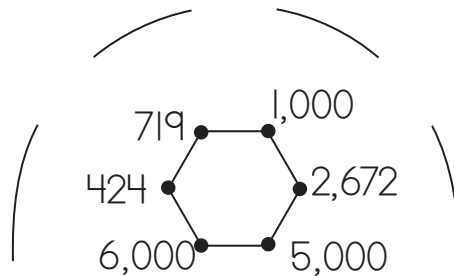
863 968

606

1,579

592

2,000



318

100 → 6,526

10,000

3,000


297

4,737

6,884

5,887 5,432

9,594



7,000

7,125

7,689

8,263

8,743

9,000

This is a _____.

ceiling fan

propeller

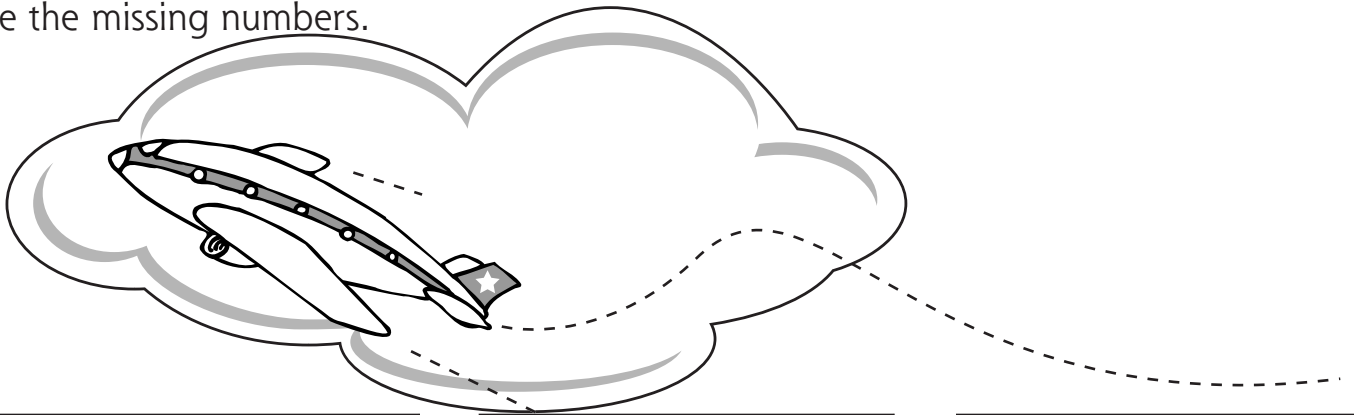
windmill

Count, read, write, and compare whole numbers to 10,000

What's Missing?

Name _____

Write the missing numbers.



In-between

1. 2,134 _____ 2,136

2. 5,301 _____ 5,303

3. 8,645 _____ 8,647

4. 6,999 _____ 7,001

5. 3,832 _____ 3,834

6. 1,600 _____ 1,602

7. 6,899 _____ 6,901

8. 4,853 _____ 4,855

9. 7,578 _____ 7,580

10. 9,998 _____ 10,000

After

1. 1,312 _____

2. 5,154 _____

3. 3,018 _____

4. 8,986 _____

5. 6,455 _____

6. 2,290 _____

7. 8,323 _____

8. 7,151 _____

9. 3,277 _____

10. 9,999 _____

Before

1. _____ 1,855

2. _____ 2,258

3. _____ 4,163

4. _____ 1,485

5. _____ 3,801

6. _____ 1,000

7. _____ 5,931

8. _____ 8,722

9. _____ 6,580

10. _____ 10,000

Count, read, write, and compare whole numbers to 10,000

Least to Greatest

Name _____

Write the numbers in order.

1. 20 80 30 90 10 70
 10 20


2. 191 267 235 259 188 243

3. 125 75 150 100 175 50

4. 9,000 5,000 7,000 10,000 8,000 6,000

5. 3,162 3,602 3,216 3,612 3,206 3,126

6. 5,998 6,001 5,997 5,999 5,995 6,000




Count, read, write, and compare whole numbers to 10,000

Library Helper

Name _____

Your job today is to help the librarian by shelving books in order. Write the correct number on the spine of each book. Hint: Some numbers are missing in each row.



Count, read, write, and compare whole numbers to 10,000

Name _____

Math Test

Fill in the circle next to the correct answer.

1. What number comes next?

4,568 4,569 4,570 _____

- Ⓐ 4,575
- Ⓑ 4,571
- Ⓒ 4,577
- Ⓓ 4,581

2. Find the missing number.

7,344 7,345 _____ 7,347

- Ⓐ 7,346
- Ⓑ 7,356
- Ⓒ 7,360
- Ⓓ 7,449

3. Find the missing number.

_____ 1,641 1,642

- Ⓐ 1,645
- Ⓑ 1,643
- Ⓒ 1,650
- Ⓓ 1,640

4. Which numbers are NOT in order?

- Ⓐ 1,000 2,000 3,000 4,000
- Ⓑ 8,264 8,265 8,266 8,267
- Ⓒ 6,300 6,401 6,302 6,303
- Ⓓ 4,000 4,001 4,002 4,003

5. Which number is more than 5,000?

- Ⓐ 4,550
- Ⓑ 4,900
- Ⓒ 4,990
- Ⓓ 5,760

6. Which number is less than 4,000?

- Ⓐ 2,380
- Ⓑ 5,500
- Ⓒ 4,100
- Ⓓ 4,370

7. Which number is 100 more than 4,830?

- Ⓐ 4,930
- Ⓑ 5,430
- Ⓒ 8,340
- Ⓓ 8,830

8. Which number is 100 less than 9,900?

- Ⓐ 8,000
- Ⓑ 9,000
- Ⓒ 9,090
- Ⓓ 9,800

9. Which number is 1,000 more than 6,500?

- Ⓐ 7,051
- Ⓑ 7,500
- Ⓒ 6,760
- Ⓓ 8,000

10. Which number is 1,000 less than 10,000?

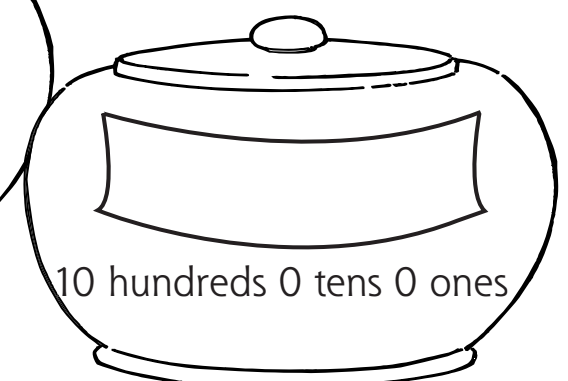
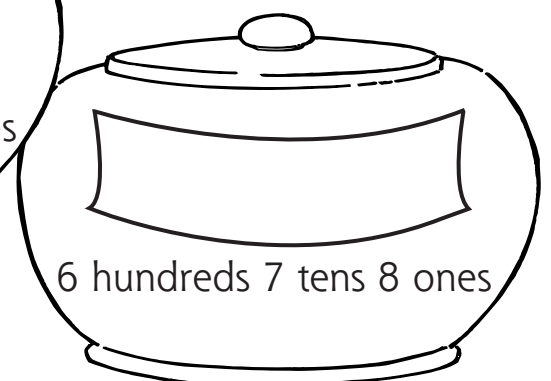
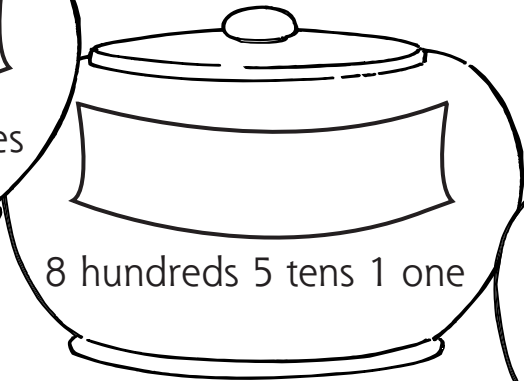
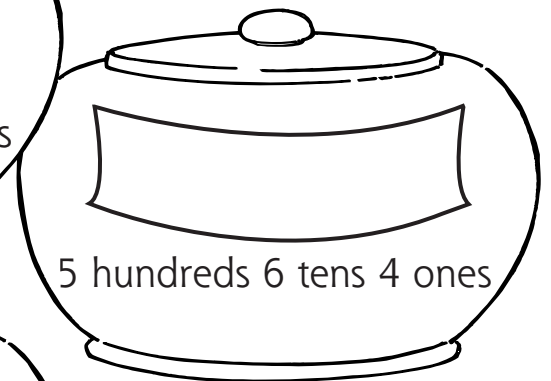
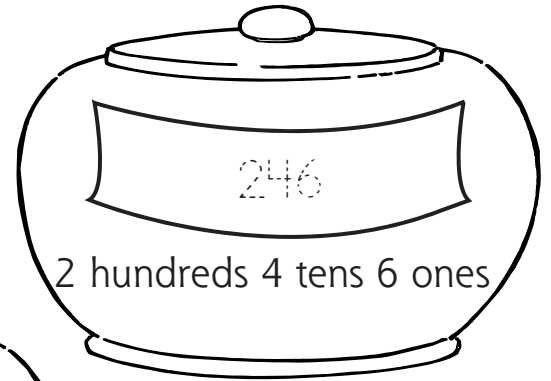
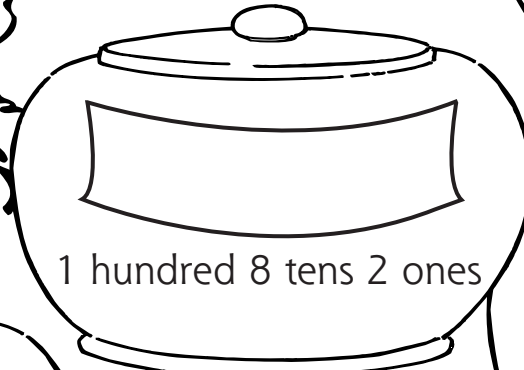
- Ⓐ 9,500
- Ⓑ 9,100
- Ⓒ 9,000
- Ⓓ 9,990

Count, read, write, and compare whole numbers to 10,000

Bear Snack

Name _____

Bear only eats honey from pots **greater than 500**. Write the numbers and then color the pots to show which honey Bear will eat.

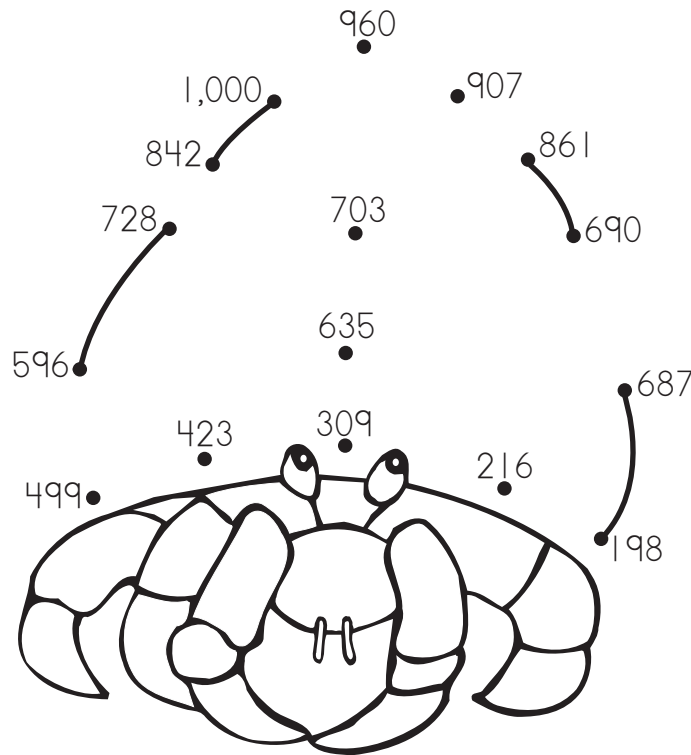


Identify the place value for each digit in numbers to 1000 and use expanded notation to represent numbers

Tide Pool Surprise

Name _____

Connect the dots in order from lowest to highest to complete the shell.



Write the numbers.

hundreds	tens	ones	= ?
2	1	6	216
6	3	5	
7	0	3	
1	9	8	
4	2	3	
6	8	7	
8	4	2	
9	0	7	

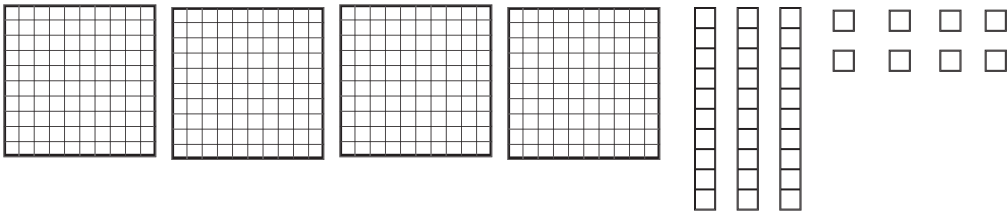
hundreds	tens	ones	= ?
6	9	0	
4	9	9	
7	2	8	
9	6	0	
8	6	1	
3	0	9	
5	9	6	
10	0	0	

Identify the place value for each digit in numbers to 1000 and use expanded notation to represent numbers

What Is the Number?

Name _____

Write the answer.




$\underline{4}$ hundreds + $\underline{3}$ tens + $\underline{8}$ ones = $\underline{438}$
 $\underline{400} + \underline{30} + \underline{8} = \underline{438}$

- 9 hundreds + 7 tens + 0 ones = _____
_____ + _____ + _____ = _____
- 4 hundreds + 0 tens + 3 ones = _____
_____ + _____ + _____ = _____
- 0 hundreds + 6 tens + 9 ones = _____
_____ + _____ + _____ = _____
- 8 hundreds + 9 tens + 2 ones = _____
_____ + _____ + _____ = _____
- 2 hundreds + 1 ten + 1 one = _____
_____ + _____ + _____ = _____
- 6 hundreds + 0 tens + 4 ones = _____
_____ + _____ + _____ = _____
- 3 hundreds + 8 tens + 4 ones = _____
_____ + _____ + _____ = _____
- 10 hundreds + 0 tens + 0 ones = _____
_____ + _____ + _____ = _____

Identify the place value for each digit in numbers to 1000 and use expanded notation to represent numbers


Hundreds, Tens, Ones

Name _____







465

The **4** is in the **hundreds** place.
The **6** is in the **tens** place.
The **5** is in the **ones** place.



Write the place value.

1. $\boxed{235}$ The **3** is in the tens place.
2. $\boxed{473}$ The **4** is in the _____ place.
3. $\boxed{915}$ The **9** is in the _____ place.
4. $\boxed{796}$ The **6** is in the _____ place.
5. $\boxed{852}$ The **2** is in the _____ place.
6. $\boxed{159}$ The **5** is in the _____ place.
7. $\boxed{510}$ The **5** is in the _____ place.
8. $\boxed{789}$ The **9** is in the _____ place.
9. $\boxed{361}$ The **3** is in the _____ place.
10. $\boxed{605}$ The **0** is in the _____ place.
11. $\boxed{217}$ The **1** is in the _____ place.
12. $\boxed{518}$ The **8** is in the _____ place.



Identify the place value for each digit in numbers to 1000 and use expanded notation to represent numbers


Make a Number

Name _____

Cut out the cards at the bottom of the page. Your job is to see how many three-digit numbers you can make from four cards. Invite a friend to play along.

Rules:

1. Turn the cards facedown and mix them up.
2. Take four cards and a sheet of paper.
3. Write three-digit numbers using only the numbers on your cards.



Identify the place value for each digit in numbers to 1000 and use expanded notation to represent numbers

Name _____

Math Test

Fill in the circle next to the correct answer.

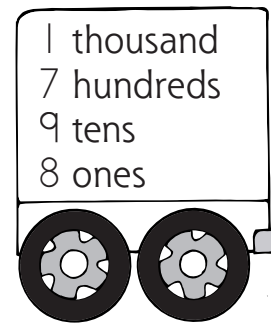

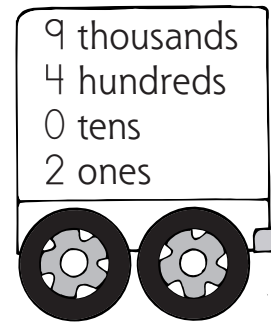

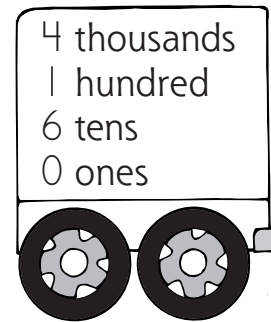

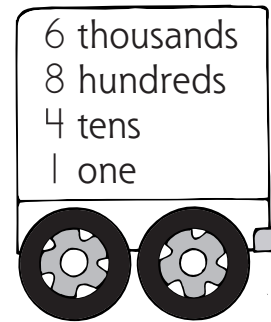

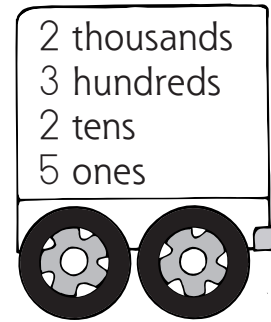

1. Mark the number for 3 hundreds
3 tens and 0 ones.
Ⓐ 33
Ⓑ 303
Ⓒ 330
Ⓓ none of the above
2. Mark the number for 0 hundreds
1 ten and 5 ones.
Ⓐ 15
Ⓑ 105
Ⓒ 150
Ⓓ none of the above
3. Mark the number for 6 hundreds
7 tens and 8 ones.
Ⓐ 687
Ⓑ 786
Ⓒ 876
Ⓓ 678
4. In 645, the 4 is in the _____ place.
Ⓐ ones
Ⓑ tens
Ⓒ hundreds
Ⓓ none of the above
5. In 408, the 4 is in the _____ place.
Ⓐ ones
Ⓑ tens
Ⓒ hundreds
Ⓓ none of the above
6. In 564, the 4 is in the _____ place.
Ⓐ ones
Ⓑ tens
Ⓒ hundreds
Ⓓ none of the above
7. How many hundreds are in 934?
Ⓐ 3
Ⓑ 4
Ⓒ 9
Ⓓ none of the above
8. How many tens are in 934?
Ⓐ 3
Ⓑ 4
Ⓒ 9
Ⓓ none of the above
9. How many hundreds are in 1,000?
Ⓐ 1
Ⓑ 10
Ⓒ 100
Ⓓ none of the above
10. What is another way to write 936?
Ⓐ $9 + 3 + 6$
Ⓑ $90 + 30 + 6$
Ⓒ $900 + 30 + 6$
Ⓓ $900 + 3 + 0 + 6$

Identify the place value for each digit in numbers to 1000 and use expanded notation to represent numbers

Make a Match

Name _____

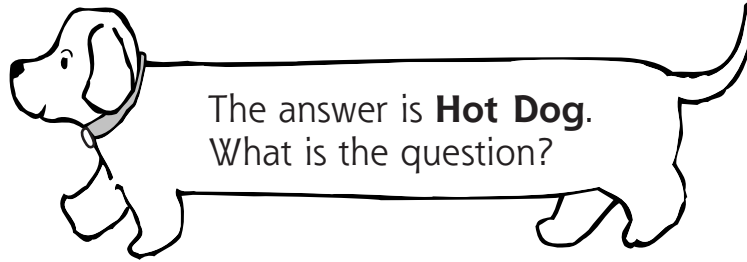
Draw a line between the numbers that equal the same amount.



Identify the place value for each digit in numbers to 10,000 and use expanded notation to represent numbers

What Is the Question?

Name _____



Write the numbers. Then write the letters on the lines at the bottom of the page to find the question.

- $1,000 + 200 + 30 + 5 = \underline{1,235}$ —**A** $4,000 + 100 + 70 + 8 = \underline{\hspace{2cm}}$ —**L**
 $3,000 + 500 + 10 + 1 = \underline{\hspace{2cm}}$ —**C** $8,000 + 900 + 40 + 1 = \underline{\hspace{2cm}}$ —**O**
 $6,000 + 400 + 60 + 6 = \underline{\hspace{2cm}}$ —**E** $5,000 + 600 + 80 + 4 = \underline{\hspace{2cm}}$ —**P**
 $9,000 + 700 + 90 + 2 = \underline{\hspace{2cm}}$ —**F** $1,000 + 100 + 10 + 9 = \underline{\hspace{2cm}}$ —**S**
 $2,000 + 300 + 20 + 7 = \underline{\hspace{2cm}}$ —**H** $3,000 + 800 + 70 + 3 = \underline{\hspace{2cm}}$ —**T**
 $7,000 + 800 + 50 + 3 = \underline{\hspace{2cm}}$ —**I** $9,000 + 400 + 50 + 1 = \underline{\hspace{2cm}}$ —**W**

W
 $\frac{\hspace{1cm}}{9,451}$ $\frac{\hspace{1cm}}{2,327}$ $\frac{\hspace{1cm}}{1,235}$ $\frac{\hspace{1cm}}{3,873}$ $\frac{\hspace{1cm}}{7,853}$ $\frac{\hspace{1cm}}{1,119}$ $\frac{\hspace{1cm}}{3,873}$ $\frac{\hspace{1cm}}{2,327}$ $\frac{\hspace{1cm}}{6,466}$

$\frac{\hspace{1cm}}{8,941}$ $\frac{\hspace{1cm}}{5,684}$ $\frac{\hspace{1cm}}{5,684}$ $\frac{\hspace{1cm}}{8,941}$ $\frac{\hspace{1cm}}{1,119}$ $\frac{\hspace{1cm}}{7,853}$ $\frac{\hspace{1cm}}{3,873}$ $\frac{\hspace{1cm}}{6,466}$

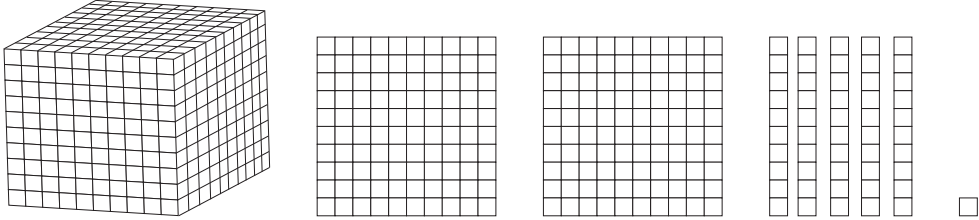
$\frac{\hspace{1cm}}{8,941}$ $\frac{\hspace{1cm}}{9,792}$ $\frac{\hspace{1cm}}{1,235}$ $\frac{\hspace{1cm}}{3,511}$ $\frac{\hspace{1cm}}{8,941}$ $\frac{\hspace{1cm}}{8,941}$ $\frac{\hspace{1cm}}{4,178}$ $\frac{\hspace{1cm}}{3,511}$ $\frac{\hspace{1cm}}{1,235}$ $\frac{\hspace{1cm}}{3,873}$ $\frac{\hspace{1cm}}{?}$

Identify the place value for each digit in numbers to 10,000 and use expanded notation to represent numbers

What Is the Number?

Name _____

Write the answer.



1 thousand + 2 hundreds + 5 tens + 1 one = 1,251
1,000 + 200 + 50 + 1 = 1,251

1. 2 thousands + 4 hundreds + 2 tens + 7 ones
_____ + _____ + _____ + _____ = _____

2. 3 thousands + 1 hundred + 7 tens + 0 ones
_____ + _____ + _____ + _____ = _____

3. 9 thousands + 1 hundred + 2 tens + 6 ones
_____ + _____ + _____ + _____ = _____

4. 6 thousands + 9 hundreds + 7 tens + 0 ones
_____ + _____ + _____ + _____ = _____

5. 4 thousands + 6 hundreds + 3 tens + 8 ones
_____ + _____ + _____ + _____ = _____


6. 2 thousands + 0 hundreds + 4 tens + 3 ones
_____ + _____ + _____ + _____ = _____

7. 9 thousands + 8 hundreds + 7 tens + 2 ones
_____ + _____ + _____ + _____ = _____

Identify the place value for each digit in numbers to 10,000 and use expanded notation to represent numbers

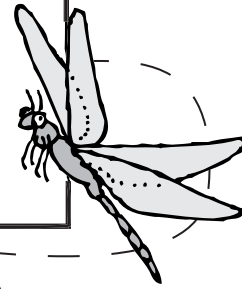
Thousands, Hundreds, Tens, Ones

Name _____



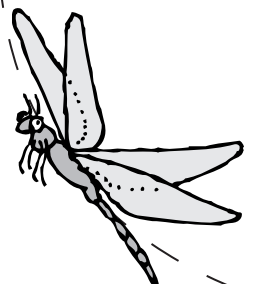

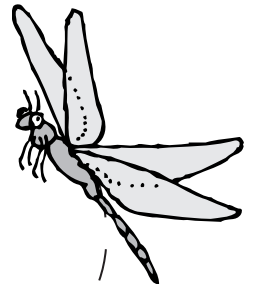

5,820

The **5** is in the **thousands** place.
The **8** is in the **hundreds** place.
The **2** is in the **tens** place.
The **0** is in the **ones** place.



Write the place value.

1. $\boxed{2,635}$ The **3** is in the tens place.
2. $\boxed{4,730}$ The **4** is in the _____ place.
3. $\boxed{7,915}$ The **9** is in the _____ place.
4. $\boxed{9,296}$ The **6** is in the _____ place.
5. $\boxed{8,502}$ The **2** is in the _____ place.
6. $\boxed{3,159}$ The **5** is in the _____ place.
7. $\boxed{5,140}$ The **5** is in the _____ place.
8. $\boxed{7,089}$ The **9** is in the _____ place.
9. $\boxed{3,561}$ The **3** is in the _____ place.
10. $\boxed{6,605}$ The **0** is in the _____ place.
11. $\boxed{2,187}$ The **1** is in the _____ place.
12. $\boxed{5,418}$ The **8** is in the _____ place.



Identify the place value for each digit in numbers to 10,000 and use expanded notation to represent numbers

Number Challenge

Name _____

Use the four numbers in each box to make the **largest** number possible.
Then expand the number to show the place value of each digit.

<p>1. 4, 2, 6, 0</p> <p>The largest number is _____.</p> <p>_____ thousands</p> <p>_____ hundreds</p> <p>_____ tens</p> <p>_____ ones</p>	<p>2. 1, 9, 3, 8</p> <p>The largest number is _____.</p> <p>_____ thousands</p> <p>_____ hundreds</p> <p>_____ tens</p> <p>_____ ones</p>
<p>3. 7, 4, 9, 8</p> <p>The largest number is _____.</p> <p>_____ thousands</p> <p>_____ hundreds</p> <p>_____ tens</p> <p>_____ ones</p>	<p>4. 7, 5, 9, 2</p> <p>The largest number is _____.</p> <p>_____ thousands</p> <p>_____ hundreds</p> <p>_____ tens</p> <p>_____ ones</p>
<p>5. 2, 6, 3, 4</p> <p>The largest number is _____.</p> <p>_____ thousands</p> <p>_____ hundreds</p> <p>_____ tens</p> <p>_____ ones</p>	<p>6. 0, 1, 1, 0</p> <p>The largest number is _____.</p> <p>_____ thousands</p> <p>_____ hundreds</p> <p>_____ tens</p> <p>_____ ones</p>

Identify the place value for each digit in numbers to 10,000 and use expanded notation to represent numbers

Name _____

Math Test

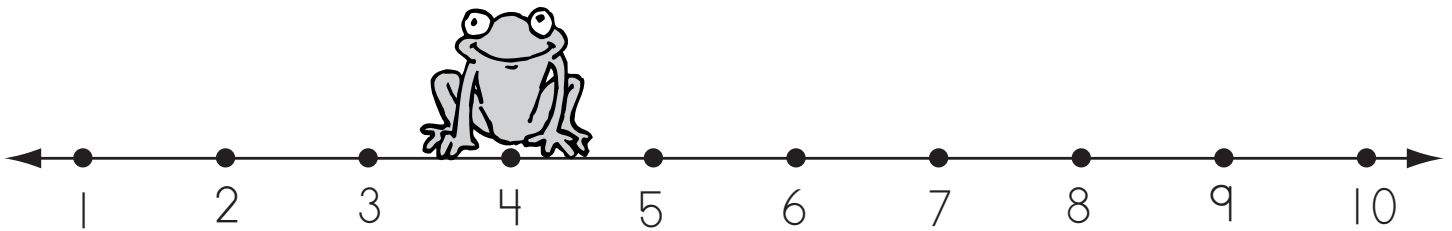
Fill in the circle next to the correct answer.

1. Mark the number for 3 thousands 0 hundreds 3 tens and 0 ones.
Ⓐ 3,003
Ⓑ 3,030
Ⓒ 3,300
Ⓓ none of the above
2. Mark the number for 0 thousands 6 hundreds 1 ten and 5 ones.
Ⓐ 6,150
Ⓑ 1,560
Ⓒ 1,605
Ⓓ none of the above
3. Mark the number for 4 thousands 2 hundreds 7 tens and 8 ones.
Ⓐ 2,487
Ⓑ 2,784
Ⓒ 4,278
Ⓓ 7,482
4. In 6,345, the 4 is in the _____ place.
Ⓐ ones
Ⓑ tens
Ⓒ hundreds
Ⓓ thousands
5. In 4,608, the 4 is in the _____ place.
Ⓐ ones
Ⓑ tens
Ⓒ hundreds
Ⓓ thousands
6. In 5,684, the 4 is in the _____ place.
Ⓐ ones
Ⓑ tens
Ⓒ hundreds
Ⓓ thousands
7. What is another way to write 3,896?
Ⓐ $3 + 8 + 9 + 6$
Ⓑ $3,000 + 800 + 90 + 6$
Ⓒ $300 + 80 + 9 + 6$
Ⓓ $300 + 800 + 90 + 6$
8. How many tens are in 5,934?
Ⓐ 3
Ⓑ 4
Ⓒ 5
Ⓓ 9
9. How many thousands are in 5,934?
Ⓐ 3
Ⓑ 4
Ⓒ 5
Ⓓ 9
10. How many thousands are in 10,000?
Ⓐ 1
Ⓑ 10
Ⓒ 100
Ⓓ none of the above

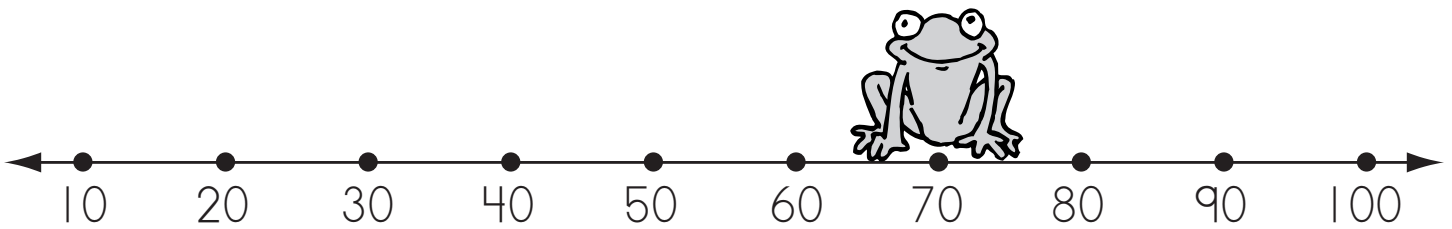
Identify the place value for each digit in numbers to 10,000 and use expanded notation to represent numbers

Where's Wilber?

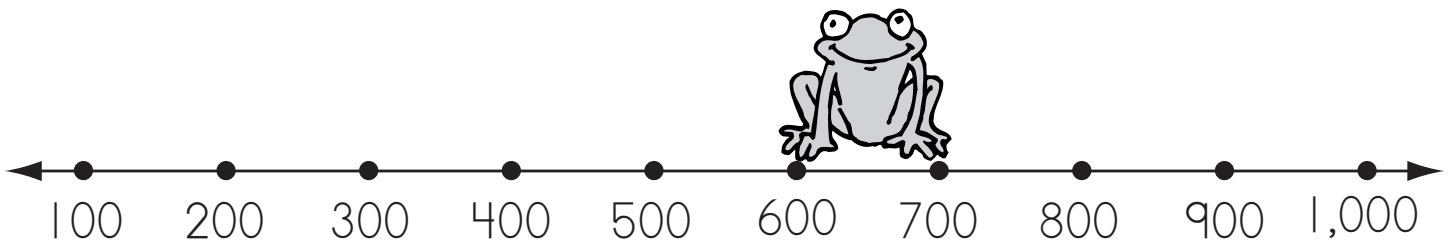
Name _____



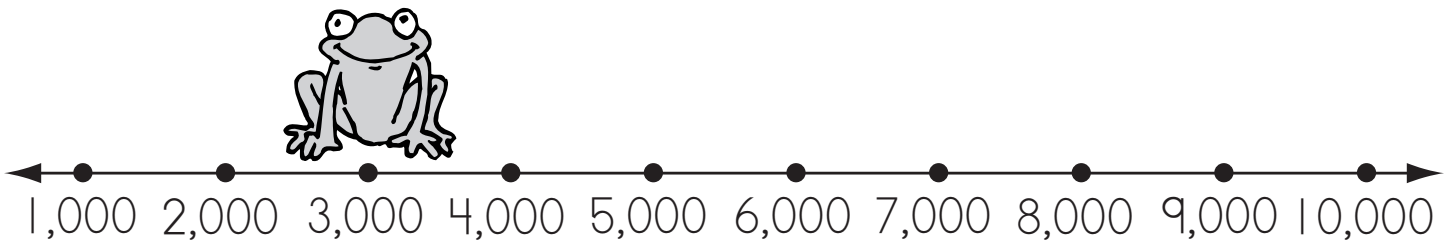
1. Is Wilber closer to 1 or 10? _____



2. Is Wilber closer to 10 or 100? _____



3. Is Wilber closer to 100 or 1,000? _____

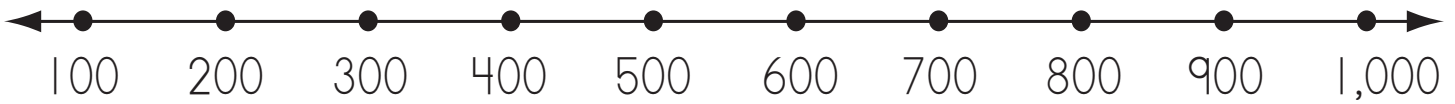


4. Is Wilber closer to 1,000 or 10,000? _____

Round off numbers to 10,000 to the nearest ten, hundred, and thousand

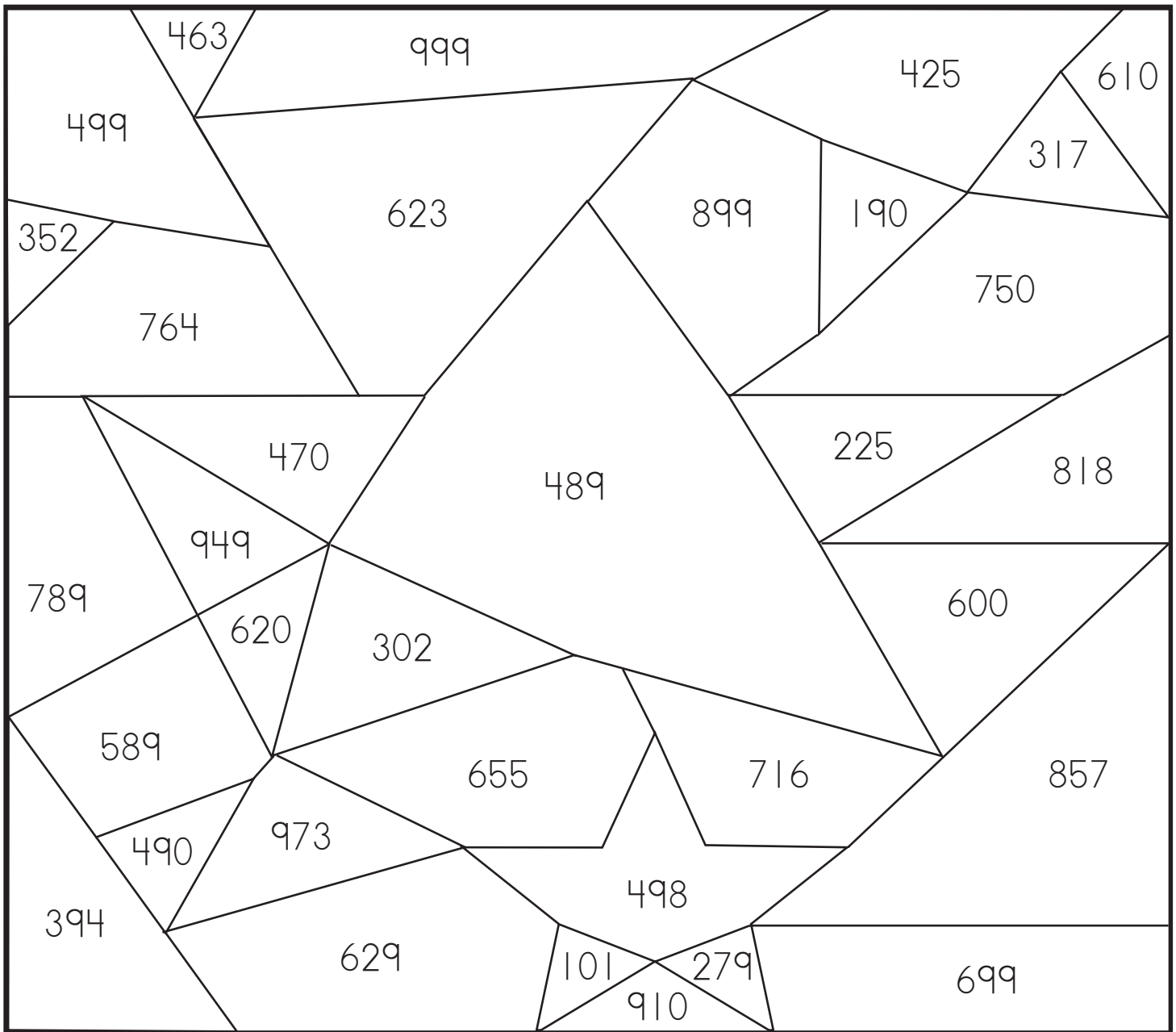
Star Search

Name _____



Color the spaces to find the hidden stars.

numbers nearer **1,000**—blue
numbers nearer **100**—yellow



How many whole stars did you find? _____

How many parts of stars did you find? _____


Round off numbers to 10,000 to the nearest ten, hundred, and thousand

Rounding Numbers

Name _____

Use the number lines to help you round these numbers.

Round to the nearest **ten**.



39 _____

52 _____


53 _____

64 _____

87 _____

26 _____

Round to the nearest **hundred**.



199 _____

540 _____

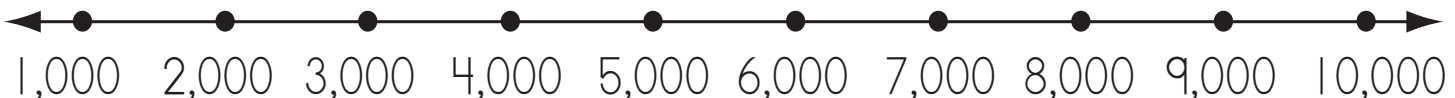
225 _____

306 _____

863 _____

685 _____

Round to the nearest **thousand**.



8,127 _____


6,800 _____

5,572 _____

2,916 _____

1,439 _____

4,789 _____




Round off numbers to 10,000 to the nearest ten, hundred, and thousand

Rounding Challenge

Name _____

Round each number.

<p>1. 4,639</p> <p>Round to the nearest ten <u>4,640</u></p> <p>Round to the nearest hundred <u>4,600</u></p> <p>Round to the nearest thousand <u>5,000</u></p>	<p>2. 6,872</p> <p>Round to the nearest ten _____</p> <p>Round to the nearest hundred _____</p> <p>Round to the nearest thousand _____</p>
<p>3. 2,356</p> <p>Round to the nearest ten _____</p> <p>Round to the nearest hundred _____</p> <p>Round to the nearest thousand _____</p>	<p>4. 1,328</p> <p>Round to the nearest ten _____</p> <p>Round to the nearest hundred _____</p> <p>Round to the nearest thousand _____</p>
<p>5. 8,652</p> <p>Round to the nearest ten _____</p> <p>Round to the nearest hundred _____</p> <p>Round to the nearest thousand _____</p>	<p>6. 4,771</p> <p>Round to the nearest ten _____</p> <p>Round to the nearest hundred _____</p> <p>Round to the nearest thousand _____</p>



Round off numbers to 10,000 to the nearest ten, hundred, and thousand

Rounding Rules

Name _____

Draw a line under the digit to which you are rounding.
Circle the digit to the right.
Round **up** if that digit is **5 or greater**.
Round **down** if that digit is **less than 5**.

Round to the nearest **10**.

1. $\boxed{43\text{\underline{7}}}$ I round up to get 440.
2. $\boxed{602}$ I round _____ to get _____.
3. $\boxed{3,245}$ I round _____ to get _____.

Round to the nearest **100**.

4. $\boxed{836}$ I round _____ to get _____.
5. $\boxed{8,194}$ I round _____ to get _____.
6. $\boxed{4,306}$ I round _____ to get _____.

Round to the nearest **1,000**.

7. $\boxed{1,473}$ I round _____ to get _____.
8. $\boxed{2,805}$ I round _____ to get _____.
9. $\boxed{5,079}$ I round _____ to get _____.

Round off numbers to 10,000 to the nearest ten, hundred, and thousand

Name _____

Math Test

Fill in the circle next to the correct answer.

1. Mark the number that is nearest 20.

- Ⓐ 14
- Ⓑ 16
- Ⓒ 18
- Ⓓ 21

2. Round 87 to the nearest ten.

- Ⓐ 70
- Ⓑ 80
- Ⓒ 90
- Ⓓ 100

3. Round 123 to the nearest ten.

- Ⓐ 110
- Ⓑ 120
- Ⓒ 130
- Ⓓ 140

4. Round 149 to the nearest hundred.

- Ⓐ 100
- Ⓑ 200
- Ⓒ 400
- Ⓓ none of the above

5. Round 467 to the nearest hundred.

- Ⓐ 400
- Ⓑ 500
- Ⓒ 600
- Ⓓ none of the above

6. Round 5,690 to the nearest thousand.

- Ⓐ 5,000
- Ⓑ 5,500
- Ⓒ 6,000
- Ⓓ none of the above

7. When you round to the nearest ten, round up when the ones are _____ or more.

- Ⓐ 3
- Ⓑ 5
- Ⓒ 7
- Ⓓ 9

8. When you round to the nearest ten, round down when the ones are less than _____.

- Ⓐ 3
- Ⓑ 5
- Ⓒ 7
- Ⓓ 9

9. When you round to the nearest hundred, round up when the tens are _____ or more.

- Ⓐ 20
- Ⓑ 30
- Ⓒ 40
- Ⓓ 50

10. When you round to the nearest thousand, round down when the hundreds are less than _____.


- Ⓐ 200
- Ⓑ 500
- Ⓒ 700
- Ⓓ 900

Round off numbers to 10,000 to the nearest ten, hundred, and thousand

Riddle, Riddle, Answer the Riddles

Name _____

Key				
12—o	24—a	28—b	31—e	48—n
57—g	63—w	74—r	86—p	92—i



Use the code to solve the riddles. Write the matching letter below each answer.

What kind of pen can't write?

$\begin{array}{r} 43 \\ + 43 \\ \hline 86 \end{array}$	$\begin{array}{r} 61 \\ + 31 \\ \hline \end{array}$	$\begin{array}{r} 89 \\ - 32 \\ \hline \end{array}$	$\begin{array}{r} 64 \\ + 22 \\ \hline \end{array}$	$\begin{array}{r} 59 \\ - 28 \\ \hline \end{array}$	$\begin{array}{r} 79 \\ - 31 \\ \hline \end{array}$

What kind of bow can't be untied?


$\begin{array}{r} 44 \\ + 30 \\ \hline \end{array}$	$\begin{array}{r} 79 \\ - 55 \\ \hline \end{array}$	$\begin{array}{r} 40 \\ + 52 \\ \hline \end{array}$	$\begin{array}{r} 33 \\ + 15 \\ \hline \end{array}$	$\begin{array}{r} 89 \\ - 61 \\ \hline \end{array}$	$\begin{array}{r} 58 \\ - 46 \\ \hline \end{array}$	$\begin{array}{r} 22 \\ + 41 \\ \hline \end{array}$

Find the sum or difference of whole numbers between 0 and 100 without regrouping; show an understanding of the relationship of addition and subtraction

How About Some Ice Cream?

Name _____

Color the boxes with answers that are double numbers to get to the ice-cream shop.



$\begin{array}{r} 46 \\ - 24 \\ \hline 22 \end{array}$	$\begin{array}{r} 21 \\ + 15 \\ \hline \end{array}$	$\begin{array}{r} 69 \\ - 20 \\ \hline \end{array}$	$\begin{array}{r} 78 \\ - 32 \\ \hline \end{array}$	$\begin{array}{r} 76 \\ - 35 \\ \hline \end{array}$
$\begin{array}{r} 53 \\ + 35 \\ \hline \end{array}$	$\begin{array}{r} 96 \\ - 52 \\ \hline \end{array}$	$\begin{array}{r} 20 \\ + 79 \\ \hline \end{array}$	$\begin{array}{r} 95 \\ - 65 \\ \hline \end{array}$	$\begin{array}{r} 97 \\ - 27 \\ \hline \end{array}$
$\begin{array}{r} 32 \\ + 57 \\ \hline \end{array}$	$\begin{array}{r} 32 \\ + 26 \\ \hline \end{array}$	$\begin{array}{r} 78 \\ - 45 \\ \hline \end{array}$	$\begin{array}{r} 27 \\ + 61 \\ \hline \end{array}$	$\begin{array}{r} 87 \\ - 56 \\ \hline \end{array}$
$\begin{array}{r} 49 \\ - 20 \\ \hline \end{array}$	$\begin{array}{r} 57 \\ - 26 \\ \hline \end{array}$	$\begin{array}{r} 35 \\ + 43 \\ \hline \end{array}$	$\begin{array}{r} 52 \\ + 25 \\ \hline \end{array}$	$\begin{array}{r} 86 \\ - 42 \\ \hline \end{array}$
$\begin{array}{r} 57 \\ - 37 \\ \hline \end{array}$	$\begin{array}{r} 56 \\ + 33 \\ \hline \end{array}$	$\begin{array}{r} 94 \\ - 42 \\ \hline \end{array}$	$\begin{array}{r} 25 \\ + 14 \\ \hline \end{array}$	$\begin{array}{r} 74 \\ + 25 \\ \hline \end{array}$



Find the sum or difference of whole numbers between 0 and 100 without regrouping; show an understanding of the relationship of addition and subtraction

Do You Remember?

Name _____

Add or subtract.

1. $8 + 9 = \underline{\quad}$

$17 - 8 = \underline{\quad}$

$7 + 6 = \underline{\quad}$

2. $13 - 7 = \underline{\quad}$

$4 + 8 = \underline{\quad}$

$12 - 5 = \underline{\quad}$

3. $3 + 9 = \underline{\quad}$

$6 + 8 = \underline{\quad}$

$14 - 6 = \underline{\quad}$

4.
$$\begin{array}{r} 3 \\ 2 \\ + 7 \\ \hline \end{array}$$

$$\begin{array}{r} 5 \\ 5 \\ + 6 \\ \hline \end{array}$$

$$\begin{array}{r} 4 \\ 4 \\ + 8 \\ \hline \end{array}$$

$$\begin{array}{r} 35 \\ 24 \\ + 10 \\ \hline \end{array}$$

$$\begin{array}{r} 44 \\ 12 \\ + 41 \\ \hline \end{array}$$

$$\begin{array}{r} 13 \\ 22 \\ + 12 \\ \hline \end{array}$$

5.
$$\begin{array}{r} 23 \\ + 46 \\ \hline \end{array}$$

$$\begin{array}{r} 81 \\ + 16 \\ \hline \end{array}$$

$$\begin{array}{r} 56 \\ - 25 \\ \hline \end{array}$$

$$\begin{array}{r} 87 \\ - 32 \\ \hline \end{array}$$

$$\begin{array}{r} 54 \\ + 35 \\ \hline \end{array}$$

$$\begin{array}{r} 45 \\ - 13 \\ \hline \end{array}$$

6.
$$\begin{array}{r} 77 \\ - 52 \\ \hline \end{array}$$


$$\begin{array}{r} 33 \\ + 66 \\ \hline \end{array}$$

$$\begin{array}{r} 71 \\ + 28 \\ \hline \end{array}$$

$$\begin{array}{r} 88 \\ - 37 \\ \hline \end{array}$$

$$\begin{array}{r} 45 \\ + 31 \\ \hline \end{array}$$

$$\begin{array}{r} 95 \\ - 74 \\ \hline \end{array}$$



Find the sum or difference of whole numbers between 0 and 100 without regrouping; show an understanding of the relationship of addition and subtraction

Add to Check Subtraction



Name _____

Subtract to find the answer. Add to check your answer.

1. $\begin{array}{r} 47 \\ - 13 \\ \hline \square \end{array}$ $\begin{array}{r} \square \\ + 13 \\ \hline 47 \end{array}$	$\begin{array}{r} 29 \\ - 16 \\ \hline \square \end{array}$ $\begin{array}{r} \square \\ + 16 \\ \hline 29 \end{array}$	$\begin{array}{r} 37 \\ - 24 \\ \hline \square \end{array}$ $\begin{array}{r} \square \\ + 24 \\ \hline \square \end{array}$
---	---	--


2. $\begin{array}{r} 68 \\ - 45 \\ \hline \square \end{array}$ $\begin{array}{r} \square \\ + 45 \\ \hline \square \end{array}$	$\begin{array}{r} 75 \\ - 34 \\ \hline \square \end{array}$ $\begin{array}{r} \square \\ + 34 \\ \hline \square \end{array}$	$\begin{array}{r} 55 \\ - 35 \\ \hline \square \end{array}$ $\begin{array}{r} \square \\ + 35 \\ \hline \square \end{array}$
--	--	--

3. $\begin{array}{r} 87 \\ - 46 \\ \hline \square \end{array}$ $\begin{array}{r} \square \\ + 46 \\ \hline \square \end{array}$	$\begin{array}{r} 43 \\ - 20 \\ \hline \square \end{array}$ $\begin{array}{r} \square \\ + 20 \\ \hline \square \end{array}$	$\begin{array}{r} 29 \\ - 26 \\ \hline \square \end{array}$ $\begin{array}{r} \square \\ + 26 \\ \hline \square \end{array}$
--	--	--

4. $\begin{array}{r} 94 \\ - 53 \\ \hline \square \end{array}$ $\begin{array}{r} \square \\ + 53 \\ \hline \square \end{array}$	$\begin{array}{r} 45 \\ - 30 \\ \hline \square \end{array}$ $\begin{array}{r} \square \\ + 30 \\ \hline \square \end{array}$	$\begin{array}{r} 68 \\ - 37 \\ \hline \square \end{array}$ $\begin{array}{r} \square \\ + 37 \\ \hline \square \end{array}$
--	--	--

Find the sum or difference of whole numbers between 0 and 100 without regrouping; show an understanding of the relationship of addition and subtraction

Collections



Name _____

Add or subtract to find the answer.

1. Carlos has 46 baseball cards. How many will he have if his friend gives him 12 more?

58 baseball cards

Show how you found the answer.

$$\begin{array}{r} 46 \\ + 12 \\ \hline 58 \end{array}$$

2. Kelly has 30 butterfly stickers. Janice has 41 butterfly stickers. How many more stickers does Janice have than Kelly?

_____ more butterfly stickers

Show how you found the answer.

3. Carter, Chin, and Jason collect model cars. Each boy has 23 model cars. How many cars do they have in all?

_____ model cars

Show how you found the answer.

4. Kim's grandfather gave him a bag of marbles. There were 35 small marbles. There were 24 large marbles. How many more marbles were small?

_____ more small marbles


Show how you found the answer.

5. Marcus has 37 USA stamps and 22 stamps from other countries. How many stamps does he have in all?

_____ stamps

Show how you found the answer.

6. Write a word problem about this picture. Then write a number sentence.



_____ ○ _____ = _____

Find the sum or difference of whole numbers between 0 and 100 without regrouping; show an understanding of the relationship of addition and subtraction

Name _____

Math Test

Fill in the circle next to the correct answer.

- $46 + 32 = \underline{\hspace{2cm}}$
Ⓐ 14
Ⓑ 78
Ⓒ 84
Ⓓ 98
- $79 - 46 = \underline{\hspace{2cm}}$
Ⓐ 33
Ⓑ 35
Ⓒ 24
Ⓓ 23
- Which problem equals 40?
Ⓐ $35 + 23$
Ⓑ $22 + 22$
Ⓒ $62 - 22$
Ⓓ $88 - 54$
- Which problem equals 15?
Ⓐ $30 - 23$
Ⓑ $29 - 14$
Ⓒ $50 - 30$
Ⓓ $65 - 49$
- Which number sentence is NOT correct?
Ⓐ $94 - 44 = 50$
Ⓑ $60 + 17 = 77$
Ⓒ $85 - 21 = 64$
Ⓓ $36 + 22 = 83$
- Which problem has the same answer as $20 + 60$?
Ⓐ $50 - 32$
Ⓑ $90 - 50$
Ⓒ $30 + 50$
Ⓓ $70 - 30$

- Matt caught 12 fish. Art caught 18 fish. Sam caught 20 fish. How many fish did they catch in all?
Ⓐ 30 Ⓑ 38 Ⓒ 40 Ⓓ 50

- Mark the operation that could be used to solve this problem.

There were 57 ladybugs on a bush. Then 34 flew away. How many ladybugs were left?


- Ⓐ addition
Ⓑ subtraction
Ⓒ multiplication

- Mark the operation that could be used to solve this problem.

A group of 45 girls and 22 boys went on a trip. How many children went on the trip?

- Ⓐ addition
Ⓑ subtraction
Ⓒ multiplication

- Find the correct number sentence.



- Ⓐ $43 - 10 = 33$
Ⓑ $53 + 10 = 23$
Ⓒ $50 - 10 = 63$
Ⓓ $53 + 10 = 63$

Find the sum or difference of whole numbers between 0 and 100 without regrouping; show an understanding of the relationship of addition and subtraction

Pattern Wheel

Name _____

Find the answers. Color the spaces with answers **more than 50** red.
Color the spaces with answers **less than 50** yellow.

The pattern wheel consists of a central circle and four concentric rings. The central circle contains the problem $64 + 36$. The four rings are divided into four quadrants each by a vertical and a horizontal line. Each quadrant contains two math problems. The problems are as follows:

- Top-Left Quadrant:
 - Outer ring: $15 + 36$
 - Second ring: $82 - 37$
 - Third ring: $58 + 28$
 - Inner ring: $60 - 23$
- Top-Right Quadrant:
 - Outer ring: $25 + 17$
 - Second ring: $39 + 56$
 - Third ring: $94 - 68$
 - Inner ring: $48 + 26$
- Bottom-Left Quadrant:
 - Outer ring: $65 - 26$
 - Second ring: $90 - 27$
 - Third ring: $27 + 47$
 - Inner ring: $61 - 44$
- Bottom-Right Quadrant:
 - Outer ring: $92 - 34$
 - Second ring: $24 + 19$
 - Third ring: $53 - 25$
 - Inner ring: $99 - 39$


Additional problems in the outermost ring (clockwise from top-left):

- Bottom-Left: $63 + 28$
- Bottom: $28 + 38$
- Bottom-Right: $72 - 53$
- Right: $80 - 56$
- Top-Right: $71 - 18$
- Top: $36 + 47$

Find the sum or difference of whole numbers between 0 and 100 with regrouping

Happy Holiday

Name _____



What weighs 2,000 pounds,
has big ears, tusks, and
two trunks?

a—56	c—22	e—96	g—93
h—75	i—48	l—14	n—45
o—34	p—40	t—91	v—65

Use the code to solve the riddle. Write the matching letter below each answer.

$\begin{array}{r} 83 \\ - 27 \\ \hline \end{array}$	$\begin{array}{r} 27 \\ + 18 \\ \hline \end{array}$	$\begin{array}{r} 28 \\ + 68 \\ \hline \end{array}$	$\begin{array}{r} 43 \\ - 29 \\ \hline \end{array}$	$\begin{array}{r} 67 \\ + 29 \\ \hline \end{array}$	$\begin{array}{r} 99 \\ - 59 \\ \hline \end{array}$	$\begin{array}{r} 26 \\ + 49 \\ \hline \end{array}$	$\begin{array}{r} 33 \\ + 23 \\ \hline \end{array}$	$\begin{array}{r} 92 \\ - 47 \\ \hline \end{array}$	$\begin{array}{r} 27 \\ + 64 \\ \hline \end{array}$
56	45								
a	n								

$\begin{array}{r} 54 \\ + 39 \\ \hline \end{array}$	$\begin{array}{r} 91 \\ - 57 \\ \hline \end{array}$	$\begin{array}{r} 19 \\ + 29 \\ \hline \end{array}$	$\begin{array}{r} 81 \\ - 36 \\ \hline \end{array}$	$\begin{array}{r} 65 \\ + 28 \\ \hline \end{array}$

$\begin{array}{r} 63 \\ - 29 \\ \hline \end{array}$	$\begin{array}{r} 16 \\ + 29 \\ \hline \end{array}$

$\begin{array}{r} 90 \\ - 25 \\ \hline \end{array}$	$\begin{array}{r} 19 \\ + 37 \\ \hline \end{array}$	$\begin{array}{r} 71 \\ - 49 \\ \hline \end{array}$	$\begin{array}{r} 79 \\ - 23 \\ \hline \end{array}$	$\begin{array}{r} 49 \\ + 42 \\ \hline \end{array}$	$\begin{array}{r} 84 \\ - 36 \\ \hline \end{array}$	$\begin{array}{r} 17 \\ + 17 \\ \hline \end{array}$	$\begin{array}{r} 16 \\ + 29 \\ \hline \end{array}$

Find the sum or difference of whole numbers between 0 and 100 with regrouping

Do You Remember?

Name _____



Write the answers. Circle the problems that you did **NOT** regroup.

1.
$$\begin{array}{r} 64 \\ + 37 \\ \hline \end{array}$$

$$\begin{array}{r} 29 \\ + 51 \\ \hline \end{array}$$

$$\begin{array}{r} 62 \\ + 36 \\ \hline \end{array}$$

$$\begin{array}{r} 79 \\ - 15 \\ \hline \end{array}$$

$$\begin{array}{r} 87 \\ - 28 \\ \hline \end{array}$$

$$\begin{array}{r} 35 \\ + 36 \\ \hline \end{array}$$

2.
$$\begin{array}{r} 84 \\ - 28 \\ \hline \end{array}$$

$$\begin{array}{r} 52 \\ + 31 \\ \hline \end{array}$$

$$\begin{array}{r} 72 \\ - 57 \\ \hline \end{array}$$

$$\begin{array}{r} 95 \\ - 36 \\ \hline \end{array}$$

$$\begin{array}{r} 38 \\ + 14 \\ \hline \end{array}$$

$$\begin{array}{r} 87 \\ - 54 \\ \hline \end{array}$$

3.
$$\begin{array}{r} 25 \\ + 62 \\ \hline \end{array}$$

$$\begin{array}{r} 96 \\ - 89 \\ \hline \end{array}$$

$$\begin{array}{r} 47 \\ + 25 \\ \hline \end{array}$$

$$\begin{array}{r} 52 \\ + 18 \\ \hline \end{array}$$

$$\begin{array}{r} 72 \\ - 14 \\ \hline \end{array}$$

$$\begin{array}{r} 99 \\ - 35 \\ \hline \end{array}$$

4.
$$\begin{array}{r} 91 \\ - 76 \\ \hline \end{array}$$

$$\begin{array}{r} 67 \\ - 27 \\ \hline \end{array}$$

$$\begin{array}{r} 66 \\ + 35 \\ \hline \end{array}$$

$$\begin{array}{r} 48 \\ + 51 \\ \hline \end{array}$$

$$\begin{array}{r} 93 \\ - 67 \\ \hline \end{array}$$

$$\begin{array}{r} 82 \\ + 18 \\ \hline \end{array}$$

5.
$$\begin{array}{r} 14 \\ + 69 \\ \hline \end{array}$$

$$\begin{array}{r} 82 \\ - 20 \\ \hline \end{array}$$

$$\begin{array}{r} 64 \\ - 28 \\ \hline \end{array}$$

$$\begin{array}{r} 99 \\ - 46 \\ \hline \end{array}$$


$$\begin{array}{r} 43 \\ + 37 \\ \hline \end{array}$$

$$\begin{array}{r} 55 \\ - 26 \\ \hline \end{array}$$

Find the sum or difference of whole numbers between 0 and 100 with regrouping

We Go Together

Name _____



Circle the two problems in each row that have the same answer.

1. $\begin{array}{r} 40 \\ - 16 \\ \hline \end{array}$ $\begin{array}{r} 62 \\ + 29 \\ \hline \end{array}$ $\begin{array}{r} 51 \\ - 35 \\ \hline \end{array}$ $\begin{array}{r} 82 \\ - 24 \\ \hline \end{array}$ $\begin{array}{r} 36 \\ + 55 \\ \hline \end{array}$ $\begin{array}{r} 27 \\ + 26 \\ \hline \end{array}$

2. $\begin{array}{r} 79 \\ + 19 \\ \hline \end{array}$ $\begin{array}{r} 62 \\ - 25 \\ \hline \end{array}$ $\begin{array}{r} 93 \\ - 57 \\ \hline \end{array}$ $\begin{array}{r} 48 \\ + 35 \\ \hline \end{array}$ $\begin{array}{r} 17 \\ + 19 \\ \hline \end{array}$ $\begin{array}{r} 85 \\ - 45 \\ \hline \end{array}$

3. $\begin{array}{r} 20 \\ - 14 \\ \hline \end{array}$ $\begin{array}{r} 90 \\ - 61 \\ \hline \end{array}$ $\begin{array}{r} 37 \\ + 44 \\ \hline \end{array}$ $\begin{array}{r} 74 \\ - 68 \\ \hline \end{array}$ $\begin{array}{r} 55 \\ + 39 \\ \hline \end{array}$ $\begin{array}{r} 63 \\ + 19 \\ \hline \end{array}$

4. $\begin{array}{r} 50 \\ - 32 \\ \hline \end{array}$ $\begin{array}{r} 32 \\ + 59 \\ \hline \end{array}$ $\begin{array}{r} 62 \\ - 14 \\ \hline \end{array}$ $\begin{array}{r} 76 \\ + 24 \\ \hline \end{array}$ $\begin{array}{r} 63 \\ - 49 \\ \hline \end{array}$ $\begin{array}{r} 55 \\ + 36 \\ \hline \end{array}$

5. $\begin{array}{r} 55 \\ - 18 \\ \hline \end{array}$ $\begin{array}{r} 51 \\ + 29 \\ \hline \end{array}$ $\begin{array}{r} 39 \\ + 53 \\ \hline \end{array}$ $\begin{array}{r} 56 \\ - 18 \\ \hline \end{array}$ $\begin{array}{r} 63 \\ + 29 \\ \hline \end{array}$ $\begin{array}{r} 41 \\ + 19 \\ \hline \end{array}$

Find the sum or difference of whole numbers between 0 and 100 with regrouping

Bicycle Shop



Name _____

Add or subtract to find the answer.

1. Mr. Gonzales is putting together a bicycle. He needs 60 bolts. He has 47. How many more bolts does he need?

_____ more bolts

Show how you found the answer.

$$\underline{\quad\quad} \bigcirc \underline{\quad\quad} = \underline{\quad\quad}$$

2. A shipment of bicycle tires arrived today. There were 58 tires for adult bikes. There were 26 tires for children's bikes. How many tires were delivered today?

_____ tires

Show how you found the answer.

$$\underline{\quad\quad} \bigcirc \underline{\quad\quad} = \underline{\quad\quad}$$

3. Last month Mr. Garcia sold 24 blue bikes, 51 red bikes, and 19 purple bikes. How many bikes did he sell in all?

_____ bikes

Show how you found the answer.

$$\underline{\quad\quad} \bigcirc \underline{\quad\quad} \bigcirc \underline{\quad\quad} = \underline{\quad\quad}$$

4. Mr. Garcia painted Anna's bike. He took 65 minutes to paint it blue. He took 29 minutes to add yellow stripes. How long did it take Mr. Garcia to paint the bike?

_____ minutes

Show how you found the answer.

$$\underline{\quad\quad} \bigcirc \underline{\quad\quad} = \underline{\quad\quad}$$


5. Mr. Garcia had a sale on bicycle helmets. He had 73 helmets. He sold 57. How many helmets did he have left?

_____ helmets left

Show how you found the answer.

$$\underline{\quad\quad} \bigcirc \underline{\quad\quad} = \underline{\quad\quad}$$

6. Write a word problem about this picture.



Find the sum or difference of whole numbers between 0 and 100 with regrouping

Name _____

Math Test

Fill in the circle next to the correct answer.

- $62 + 19 = \underline{\hspace{2cm}}$
Ⓐ 80
Ⓑ 74
Ⓒ 81
Ⓓ 20
- $80 - 44 = \underline{\hspace{2cm}}$
Ⓐ 33
Ⓑ 36
Ⓒ 24
Ⓓ 23
- $52 - 36 = \underline{\hspace{2cm}}$
Ⓐ 16
Ⓑ 24
Ⓒ 43
Ⓓ 88
- Which problem equals 57?
Ⓐ $88 - 54$
Ⓑ $22 + 22$
Ⓒ $62 - 22$
Ⓓ $39 + 18$
- Which number sentence is NOT correct?
Ⓐ $80 - 54 = 26$
Ⓑ $73 + 17 = 90$
Ⓒ $91 - 25 = 64$
Ⓓ $56 + 24 = 80$
- Which problem has the same answer as $40 + 60$?
Ⓐ $50 - 32$
Ⓑ $80 - 31$
Ⓒ $35 + 45$
Ⓓ $65 + 35$

- Which problem does NOT equal 35?
Ⓐ $18 + 17$
Ⓑ $92 - 57$
Ⓒ $45 - 32$
Ⓓ $90 - 55$

- How would you solve this problem?

There are 76 ants and 48 ladybugs on a plant. How many insects are on the plant?



- add
- subtract
- multiply
- divide

- How would you solve this problem?

Kim has 29 bears and 12 dolls. How many more bears are there than dolls?

- add
- subtract
- multiply
- divide

- Find the number sentence for this picture.




- $63 + 29 = 92$
- $63 - 29 = 46$
- $63 + 29 = 72$
- $63 - 29 = 43$

Find the sum or difference of whole numbers between 0 and 100 with regrouping

What Is It?

Name _____

**It runs all night, and it runs all day.
But it never, ever runs away.
What is it?**



Key

225—r

244—o

314—k

323—n

424—m



563—l

785—a



987—c

Use the code to solve the riddle. Write the matching letter below each answer.


$\begin{array}{r} 312 \\ + 473 \\ \hline \end{array}$	$\begin{array}{r} 587 \\ - 264 \\ \hline \end{array}$



$\begin{array}{r} 524 \\ + 261 \\ \hline \end{array}$	$\begin{array}{r} 999 \\ - 436 \\ \hline \end{array}$	$\begin{array}{r} 653 \\ + 132 \\ \hline \end{array}$	$\begin{array}{r} 756 \\ - 531 \\ \hline \end{array}$	$\begin{array}{r} 859 \\ - 435 \\ \hline \end{array}$



$\begin{array}{r} 406 \\ + 581 \\ \hline \end{array}$	$\begin{array}{r} 321 \\ + 242 \\ \hline \end{array}$	$\begin{array}{r} 657 \\ - 413 \\ \hline \end{array}$	$\begin{array}{r} 623 \\ + 364 \\ \hline \end{array}$	$\begin{array}{r} 745 \\ - 431 \\ \hline \end{array}$



Find the sum or difference of whole numbers between 100 and 1000 without regrouping

Row, Row, Row Your Boat

Name _____

Write the answers.



$$\begin{array}{r} 498 \\ - 173 \\ \hline \end{array}$$

$$\begin{array}{r} 535 \\ - 214 \\ \hline \end{array}$$

$$\begin{array}{r} 418 \\ + 561 \\ \hline \end{array}$$

$$\begin{array}{r} 341 \\ + 527 \\ \hline \end{array}$$

$$\begin{array}{r} 503 \\ + 274 \\ \hline \end{array}$$

$$\begin{array}{r} 623 \\ + 346 \\ \hline \end{array}$$

$$\begin{array}{r} 877 \\ - 306 \\ \hline \end{array}$$

$$\begin{array}{r} 347 \\ + 322 \\ \hline \end{array}$$

$$\begin{array}{r} 887 \\ - 635 \\ \hline \end{array}$$

$$\begin{array}{r} 658 \\ - 426 \\ \hline \end{array}$$


$$\begin{array}{r} 376 \\ - 154 \\ \hline \end{array}$$

$$\begin{array}{r} 182 \\ + 716 \\ \hline \end{array}$$

$$\begin{array}{r} 209 \\ + 580 \\ \hline \end{array}$$

$$\begin{array}{r} 246 \\ + 642 \\ \hline \end{array}$$

$$\begin{array}{r} 769 \\ - 325 \\ \hline \end{array}$$



Find the sum or difference of whole numbers between 100 and 1000 without regrouping

Searching for Seven



Name _____

Find the answers. Draw a blue box around answers with 7 in the hundreds place.
Draw an orange circle around answers with 7 in the tens place.
Draw a green line under answers with 7 in the ones place.

1.
$$\begin{array}{r} 437 \\ + 312 \\ \hline \boxed{749} \end{array}$$

$$\begin{array}{r} 589 \\ - 322 \\ \hline \end{array}$$

$$\begin{array}{r} 261 \\ + 524 \\ \hline \end{array}$$

$$\begin{array}{r} 132 \\ + 653 \\ \hline \end{array}$$

$$\begin{array}{r} 898 \\ - 527 \\ \hline \end{array}$$

2.
$$\begin{array}{r} 927 \\ - 510 \\ \hline \end{array}$$

$$\begin{array}{r} 988 \\ - 421 \\ \hline \end{array}$$

$$\begin{array}{r} 604 \\ + 185 \\ \hline \end{array}$$

$$\begin{array}{r} 758 \\ - 341 \\ \hline \end{array}$$

$$\begin{array}{r} 364 \\ + 623 \\ \hline \end{array}$$

3.
$$\begin{array}{r} 647 \\ + 132 \\ \hline \end{array}$$

$$\begin{array}{r} 853 \\ - 112 \\ \hline \end{array}$$

$$\begin{array}{r} 642 \\ + 143 \\ \hline \end{array}$$

$$\begin{array}{r} 271 \\ + 607 \\ \hline \end{array}$$

$$\begin{array}{r} 968 \\ - 451 \\ \hline \end{array}$$

4.
$$\begin{array}{r} 355 \\ + 432 \\ \hline \end{array}$$

$$\begin{array}{r} 243 \\ + 714 \\ \hline \end{array}$$

$$\begin{array}{r} 879 \\ - 562 \\ \hline \end{array}$$

$$\begin{array}{r} 768 \\ - 701 \\ \hline \end{array}$$

$$\begin{array}{r} 643 \\ + 336 \\ \hline \end{array}$$

5.
$$\begin{array}{r} 878 \\ - 607 \\ \hline \end{array}$$

$$\begin{array}{r} 534 \\ + 253 \\ \hline \end{array}$$

$$\begin{array}{r} 969 \\ - 226 \\ \hline \end{array}$$




$$\begin{array}{r} 456 \\ + 541 \\ \hline \end{array}$$

$$\begin{array}{r} 642 \\ + 315 \\ \hline \end{array}$$

Find the sum or difference of whole numbers between 100 and 1000 without regrouping

Find the Mistakes

Name _____



Help Carlos find the mistakes. Make an **X** on the problems that are **NOT** correct.

1.
$$\begin{array}{r} 657 \\ - 513 \\ \hline 144 \end{array}$$

~~$$\begin{array}{r} 563 \\ - 315 \\ \hline 878 \end{array}$$~~

$$\begin{array}{r} 603 \\ + 175 \\ \hline 778 \end{array}$$

$$\begin{array}{r} 987 \\ - 623 \\ \hline 360 \end{array}$$

$$\begin{array}{r} 785 \\ - 524 \\ \hline 261 \end{array}$$

2.
$$\begin{array}{r} 749 \\ - 312 \\ \hline 337 \end{array}$$

$$\begin{array}{r} 361 \\ + 527 \\ \hline 888 \end{array}$$

$$\begin{array}{r} 789 \\ - 185 \\ \hline 664 \end{array}$$

$$\begin{array}{r} 987 \\ - 364 \\ \hline 623 \end{array}$$

$$\begin{array}{r} 415 \\ + 341 \\ \hline 756 \end{array}$$

3.
$$\begin{array}{r} 325 \\ + 262 \\ \hline 587 \end{array}$$

$$\begin{array}{r} 505 \\ + 453 \\ \hline 958 \end{array}$$

$$\begin{array}{r} 789 \\ - 605 \\ \hline 185 \end{array}$$

$$\begin{array}{r} 513 \\ + 425 \\ \hline 738 \end{array}$$

$$\begin{array}{r} 241 \\ + 412 \\ \hline 653 \end{array}$$

4.
$$\begin{array}{r} 513 \\ + 134 \\ \hline 647 \end{array}$$

$$\begin{array}{r} 878 \\ - 315 \\ \hline 543 \end{array}$$

$$\begin{array}{r} 778 \\ - 175 \\ \hline 603 \end{array}$$



$$\begin{array}{r} 243 \\ + 436 \\ \hline 619 \end{array}$$

$$\begin{array}{r} 959 \\ - 623 \\ \hline 336 \end{array}$$

Find the sum or difference of whole numbers between 100 and 1000 without regrouping

Blueberries for Sale

Name _____



Each time Jacob bought three baskets of blueberries.

1. What is the smallest number of blueberries he might have?

Show your work.

2. What is the largest number of blueberries he might have?

Show your work.

3. How many blueberries might Jacob have if he bought one basket of each size?

Show your work.

4. Write a word problem about the blueberries.

Show the answer to your problem.

Find the sum or difference of whole numbers between 100 and 1000 without regrouping

Name _____

Math Test

Fill in the circle next to the correct answer.

- $424 + 135 = \underline{\hspace{2cm}}$
(A) 857 (B) 214 (C) 559 (D) 600
- $879 - 326 = \underline{\hspace{2cm}}$
(A) 345 (B) 646 (C) 793 (D) 553
- $104 + 353 + 221 = \underline{\hspace{2cm}}$
(A) 458 (B) 568 (C) 678 (D) 798
- Which problem equals 567?
(A) $363 + 234$
(B) $132 + 253$
(C) $243 + 323$
(D) $968 - 401$
- Which number sentence is NOT correct?
(A) $300 + 200 = 500$
(B) $500 - 100 = 600$
(C) $400 + 400 = 800$
(D) $600 - 200 = 400$
- Mark the operation you would use to solve this problem.

A rancher had 106 horses and 234 cows. How many animals did he have in all?

(A) addition
(B) subtraction
(C) multiplication
(D) division

- Mark the operation you would use to solve this problem.

A frog laid 152 eggs. Then she laid 134 more eggs. How many eggs did she lay in all?

- (A) addition
(B) subtraction
(C) multiplication
(D) division
- There were 157 crows sitting on a fence. Then 80 flew away. How many crows were left?
(A) 57 (B) 67 (C) 77 (D) 97
 - Bob gave 130 of his 365 pennies to his sister. How many did he have left?
(A) 235
(B) 253
(C) 490
(D) 940
 - Find the number sentence for this picture.




- (A) $425 + 312 = 737$
(B) $425 - 312 = 131$
(C) $425 + 312 = 137$
(D) $425 - 312 = 112$

Find the sum or difference of whole numbers between 100 and 1000 without regrouping

Hurry Home, Father Fox

Name _____



Color the boxes with the answer **678** to help the fox find his way home.

$\begin{array}{r} 792 \\ - 419 \\ \hline \end{array}$	$\begin{array}{r} 236 \\ + 157 \\ \hline \end{array}$	$\begin{array}{r} 871 \\ - 403 \\ \hline \end{array}$	$\begin{array}{r} 549 \\ + 129 \\ \hline \end{array}$	$\begin{array}{r} 293 \\ + 385 \\ \hline \end{array}$
$\begin{array}{r} 897 \\ - 549 \\ \hline \end{array}$	$\begin{array}{r} 126 \\ + 118 \\ \hline \end{array}$	$\begin{array}{r} 392 \\ + 286 \\ \hline \end{array}$	$\begin{array}{r} 538 \\ + 140 \\ \hline \end{array}$	$\begin{array}{r} 889 \\ - 698 \\ \hline \end{array}$
$\begin{array}{r} 686 \\ - 327 \\ \hline \end{array}$	$\begin{array}{r} 127 \\ + 538 \\ \hline \end{array}$	$\begin{array}{r} 239 \\ + 439 \\ \hline \end{array}$	$\begin{array}{r} 208 \\ + 306 \\ \hline \end{array}$	$\begin{array}{r} 633 \\ - 272 \\ \hline \end{array}$
$\begin{array}{r} 239 \\ + 347 \\ \hline \end{array}$	$\begin{array}{r} 725 \\ - 127 \\ \hline \end{array}$	$\begin{array}{r} 184 \\ + 494 \\ \hline \end{array}$	$\begin{array}{r} 896 \\ - 218 \\ \hline \end{array}$	$\begin{array}{r} 313 \\ + 247 \\ \hline \end{array}$
$\begin{array}{r} 797 \\ - 148 \\ \hline \end{array}$	$\begin{array}{r} 532 \\ + 127 \\ \hline \end{array}$	$\begin{array}{r} 983 \\ - 357 \\ \hline \end{array}$	$\begin{array}{r} 359 \\ + 319 \\ \hline \end{array}$	$\begin{array}{r} 525 \\ + 153 \\ \hline \end{array}$




Find the sum or difference of whole numbers between 100 and 1000 with regrouping

Mystery in the Refrigerator

Name _____

How do you know a penguin was in your refrigerator?



Key			
236—f	272—r	494—o	528—t
692—s	727—b	758—n	806—e
809—h	839—i	980—u	983—p

Use the code to solve the riddle. Write the matching letter below each answer.

$\begin{array}{r} 343 \\ - 107 \\ \hline \end{array}$	$\begin{array}{r} 386 \\ + 108 \\ \hline \end{array}$	$\begin{array}{r} 275 \\ + 219 \\ \hline \end{array}$	$\begin{array}{r} 665 \\ - 137 \\ \hline \end{array}$

$\begin{array}{r} 716 \\ + 267 \\ \hline \end{array}$	$\begin{array}{r} 664 \\ - 392 \\ \hline \end{array}$	$\begin{array}{r} 243 \\ + 596 \\ \hline \end{array}$	$\begin{array}{r} 562 \\ + 196 \\ \hline \end{array}$	$\begin{array}{r} 918 \\ - 390 \\ \hline \end{array}$	$\begin{array}{r} 987 \\ - 295 \\ \hline \end{array}$

$\begin{array}{r} 980 \\ - 141 \\ \hline \end{array}$	$\begin{array}{r} 891 \\ - 133 \\ \hline \end{array}$	$\begin{array}{r} 134 \\ + 394 \\ \hline \end{array}$	$\begin{array}{r} 425 \\ + 384 \\ \hline \end{array}$	$\begin{array}{r} 632 \\ + 174 \\ \hline \end{array}$

$\begin{array}{r} 453 \\ + 274 \\ \hline \end{array}$	$\begin{array}{r} 816 \\ + 164 \\ \hline \end{array}$	$\begin{array}{r} 309 \\ + 219 \\ \hline \end{array}$	$\begin{array}{r} 734 \\ - 206 \\ \hline \end{array}$	$\begin{array}{r} 922 \\ - 116 \\ \hline \end{array}$	$\begin{array}{r} 690 \\ - 418 \\ \hline \end{array}$

Find the sum or difference of whole numbers between 100 and 1000 with regrouping

Four in a Row

Name _____

Regroup to find the answers.

$$\begin{array}{r} | \\ 139 \\ + 327 \\ \hline 466 \end{array}$$



$$\begin{array}{r} 4 \ 16 \\ 2\cancel{8}6 \\ - 129 \\ \hline 127 \end{array}$$

$$\begin{array}{r} | \\ 183 \\ + 464 \\ \hline 647 \end{array}$$

$$\begin{array}{r} 5 \ 12 \\ 6\cancel{2}8 \\ - 253 \\ \hline 375 \end{array}$$

Solve the problems. Color each square that has an answer with a **1** in the **ones** place.

$\begin{array}{r} 228 \\ + 343 \\ \hline \end{array}$	$\begin{array}{r} 735 \\ - 317 \\ \hline \end{array}$	$\begin{array}{r} 387 \\ + 355 \\ \hline \end{array}$	$\begin{array}{r} 622 \\ + 149 \\ \hline \end{array}$
$\begin{array}{r} 651 \\ + 284 \\ \hline \end{array}$	$\begin{array}{r} 459 \\ - 168 \\ \hline \end{array}$	$\begin{array}{r} 426 \\ + 195 \\ \hline \end{array}$	$\begin{array}{r} 960 \\ - 625 \\ \hline \end{array}$
$\begin{array}{r} 806 \\ - 432 \\ \hline \end{array}$	$\begin{array}{r} 428 \\ - 164 \\ \hline \end{array}$	$\begin{array}{r} 740 \\ - 319 \\ \hline \end{array}$	$\begin{array}{r} 597 \\ + 168 \\ \hline \end{array}$
$\begin{array}{r} 375 \\ + 337 \\ \hline \end{array}$	$\begin{array}{r} 960 \\ - 625 \\ \hline \end{array}$	$\begin{array}{r} 851 \\ - 528 \\ \hline \end{array}$	$\begin{array}{r} 277 \\ + 344 \\ \hline \end{array}$



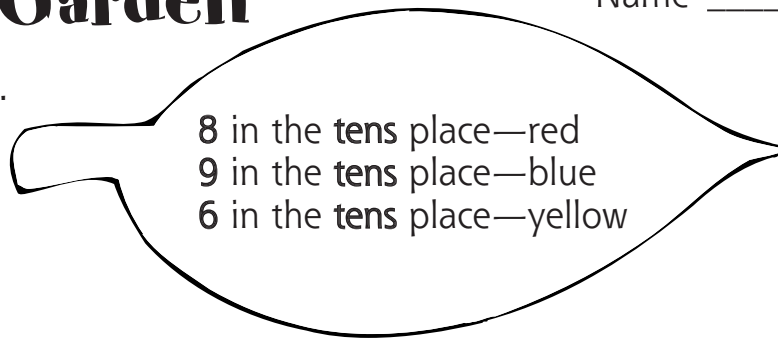
Did you get four in a row? _____

Find the sum or difference of whole numbers between 100 and 1000 with regrouping

Greta's Garden

Name _____

Color the flowers.



1.

$\begin{array}{r} 268 \\ + 414 \\ \hline \end{array}$	$\begin{array}{r} 574 \\ - 128 \\ \hline \end{array}$	$\begin{array}{r} 231 \\ + 259 \\ \hline \end{array}$	$\begin{array}{r} 594 \\ + 273 \\ \hline \end{array}$	$\begin{array}{r} 543 \\ - 369 \\ \hline \end{array}$
---	---	---	---	---

2.

$\begin{array}{r} 142 \\ + 249 \\ \hline \end{array}$	$\begin{array}{r} 285 \\ - 118 \\ \hline \end{array}$	$\begin{array}{r} 949 \\ - 284 \\ \hline \end{array}$	$\begin{array}{r} 517 \\ + 335 \\ \hline \end{array}$	$\begin{array}{r} 471 \\ - 190 \\ \hline \end{array}$
---	---	---	---	---

3.

$\begin{array}{r} 133 \\ + 749 \\ \hline \end{array}$	$\begin{array}{r} 116 \\ + 144 \\ \hline \end{array}$	$\begin{array}{r} 859 \\ - 369 \\ \hline \end{array}$	$\begin{array}{r} 706 \\ - 448 \\ \hline \end{array}$	$\begin{array}{r} 354 \\ + 627 \\ \hline \end{array}$
---	---	---	---	---

Count the flowers.

red _____ white _____ blue _____ yellow _____

Find the sum or difference of whole numbers between 100 and 1000 with regrouping

Shopping in 2502

Name _____

Prices have skyrocketed in the year 2502.
Add or subtract to find how much groceries cost.



1. Mrs. Ahmad went to the store to buy food for breakfast. This is what she spent:

milk	\$375
cereal	\$300
orange juice	\$280

How much did she spend in all?

\$_____

2. Bread in the bakery costs \$325 a loaf. The store brand costs \$179 a loaf. How much will you save if you buy the store brand?

\$_____

3. Mr. Cata spent \$635. He gave the clerk \$700. How much change did he get back?

\$_____

4. Miss Rivera bought two pounds of butter. Each pound cost \$295. How much did the butter cost?

\$_____

5. Grapefruit juice costs \$340 for a half-gallon. Today it is on sale for \$175. How much will you save if you buy it on sale?

\$_____

6. Write a word problem about this picture.



Show your answer.

\$_____

Find the sum or difference of whole numbers between 100 and 1000 with regrouping

Name _____

Math Test

Fill in the circle next to the correct answer.

1. $328 + 135 =$ _____

- (A) 193
- (B) 453
- (C) 463
- (D) 473

2. $470 - 362 =$ _____

- (A) 108
- (B) 118
- (C) 712
- (D) 832

3. $463 - 282 =$ _____

- (A) 181
- (B) 221
- (C) 645
- (D) 745

4. $104 + 353 + 228 =$ _____

- (A) 675
- (B) 678
- (C) 685
- (D) 795

5. Which problem equals 654?

- (A) $383 + 234$
- (B) $132 + 273$
- (C) $293 + 361$
- (D) $568 - 195$

6. Which number sentence is NOT correct?

- (A) $348 + 202 = 550$
- (B) $568 - 159 = 409$
- (C) $450 + 450 = 900$
- (D) $610 - 220 = 490$

7. Alice baked 124 chocolate cookies and 139 sugar cookies. How many cookies did she bake in all?

- (A) 115
- (B) 253
- (C) 263
- (D) 355

8. Mark the operation that could be used to solve this problem.

Jay has 126 marbles. There are 109 small ones. The rest are large. How many marbles are large?

- (A) addition
- (B) subtraction
- (C) multiplication
- (D) none of the above

9. My hens laid 206 eggs last year. They laid 319 eggs this year. How many more eggs were laid this year?

- (A) 105
- (B) 125
- (C) 515
- (D) none of the above

10. Bob and Will played computer games. Bob scored more points than Will. What do you need to know to find how many more points Bob scored than Will?


- (A) how many points Will scored
- (B) how many points Bob scored
- (C) how many points each player scored
- (D) none of the above

Find the sum or difference of whole numbers between 100 and 1000 with regrouping

Tic-Tac-Toe


Name _____

Make an **X** on the problems that you had to regroup. Make an **O** around the problems that had no regrouping.



$\begin{array}{r} 5,674 \\ - 4,223 \\ \hline \end{array}$	$\begin{array}{r} 3,775 \\ - 1,429 \\ \hline \end{array}$	$\begin{array}{r} 5,560 \\ + 2,837 \\ \hline \end{array}$
$\begin{array}{r} 6,208 \\ + 3,134 \\ \hline \end{array}$	$\begin{array}{r} 2,635 \\ + 6,210 \\ \hline \end{array}$	$\begin{array}{r} 8,429 \\ - 2,161 \\ \hline \end{array}$
$\begin{array}{r} 9,843 \\ - 4,842 \\ \hline \end{array}$	$\begin{array}{r} 5,654 \\ + 3,268 \\ \hline \end{array}$	$\begin{array}{r} 3,728 \\ - 1,316 \\ \hline \end{array}$

Who won—**X** or **O**? Color the winner!



Find the sum or difference of whole numbers between 1000 and 10,000

Riddle Time

Name _____



Key		
1,387—p	4,156—r	7,620—h
3,179—e	4,428—o	7,750—a
3,604—c	6,272—t	9,802—n
4,076—s		

Use the code to solve the riddles. Write the matching letter below each answer.

What has ears but cannot hear?

$\begin{array}{r} 2,326 \\ + 1,278 \\ \hline \end{array}$	$\begin{array}{r} 2,703 \\ + 1,725 \\ \hline \end{array}$	$\begin{array}{r} 7,840 \\ - 3,684 \\ \hline \end{array}$	$\begin{array}{r} 3,129 \\ + 6,673 \\ \hline \end{array}$

What has a tongue but cannot talk?

$\begin{array}{r} 5,948 \\ - 1,872 \\ \hline \end{array}$	$\begin{array}{r} 5,248 \\ + 2,372 \\ \hline \end{array}$	$\begin{array}{r} 1,836 \\ + 2,592 \\ \hline \end{array}$	$\begin{array}{r} 9,347 \\ - 6,168 \\ \hline \end{array}$

What has eyes but cannot see?

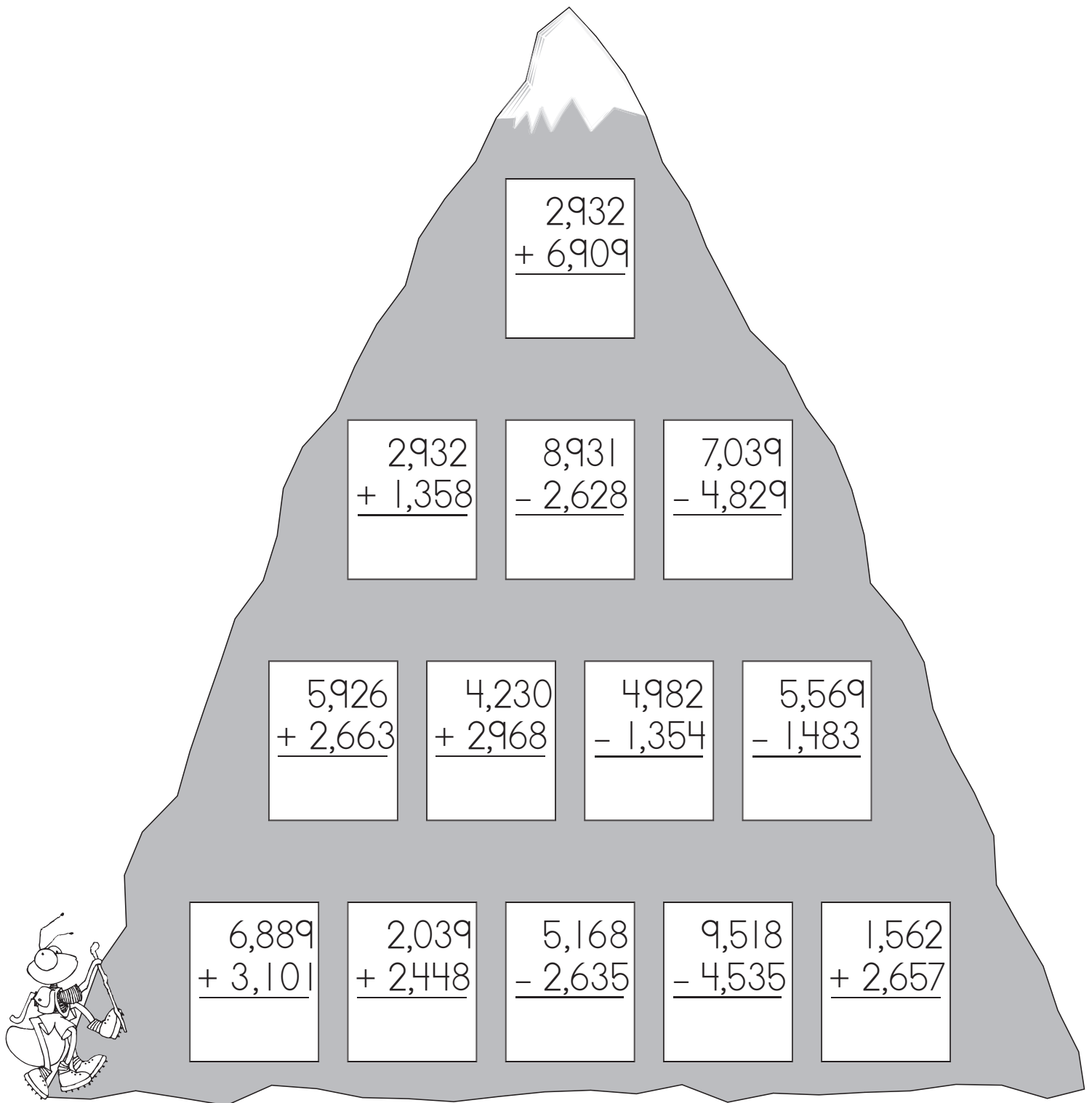
$\begin{array}{r} 5,662 \\ - 4,275 \\ \hline \end{array}$	$\begin{array}{r} 6,594 \\ - 2,166 \\ \hline \end{array}$	$\begin{array}{r} 7,845 \\ - 1,573 \\ \hline \end{array}$	$\begin{array}{r} 4,260 \\ + 3,490 \\ \hline \end{array}$	$\begin{array}{r} 4,591 \\ + 1,681 \\ \hline \end{array}$	$\begin{array}{r} 5,695 \\ - 1,267 \\ \hline \end{array}$

Find the sum or difference of whole numbers between 1000 and 10,000

Mountain Climber

Name _____

Draw a line through the problems that have an answer **greater than 5,000**.
This will mark the path up the mountain for the mountain climber.



2,932
+ 6,909

2,932 8,931 7,039
+ 1,358 - 2,628 - 4,829

5,926 4,230 4,982 5,569
+ 2,663 + 2,968 - 1,354 - 1,483

6,889 2,039 5,168 9,518 1,562
+ 3,101 + 2,448 - 2,635 - 4,535 + 2,657


Find the sum or difference of whole numbers between 1000 and 10,000

Add to Check Subtraction

Name _____

Subtract to find the answer. Add to check your answer.

1.	$\begin{array}{r} 6,539 \\ - 2,415 \\ \hline 4,124 \end{array}$	$\begin{array}{r} 4,124 \\ + 2,415 \\ \hline 6,539 \end{array}$	$\begin{array}{r} 7,529 \\ - 3,206 \\ \hline \square \end{array}$	$\begin{array}{r} \square \\ + 3,206 \\ \hline \square \end{array}$	$\begin{array}{r} 9,685 \\ - 2,431 \\ \hline \square \end{array}$	$\begin{array}{r} \square \\ + 2,431 \\ \hline \square \end{array}$
2.	$\begin{array}{r} 6,864 \\ - 4,444 \\ \hline \square \end{array}$	$\begin{array}{r} \square \\ + 4,444 \\ \hline \square \end{array}$	$\begin{array}{r} 7,195 \\ - 6,132 \\ \hline \square \end{array}$	$\begin{array}{r} \square \\ + 6,132 \\ \hline \square \end{array}$	$\begin{array}{r} 5,956 \\ - 3,532 \\ \hline \square \end{array}$	$\begin{array}{r} \square \\ + 3,532 \\ \hline \square \end{array}$
3.	$\begin{array}{r} 5,215 \\ - 2,166 \\ \hline \square \end{array}$	$\begin{array}{r} \square \\ + 2,166 \\ \hline \square \end{array}$	$\begin{array}{r} 9,478 \\ - 2,294 \\ \hline \square \end{array}$	$\begin{array}{r} \square \\ + 2,294 \\ \hline \square \end{array}$	$\begin{array}{r} 9,253 \\ - 3,618 \\ \hline \square \end{array}$	$\begin{array}{r} \square \\ + 3,618 \\ \hline \square \end{array}$
4.	$\begin{array}{r} 7,685 \\ - 2,827 \\ \hline \square \end{array}$	$\begin{array}{r} \square \\ + 2,827 \\ \hline \square \end{array}$	$\begin{array}{r} 8,438 \\ - 5,326 \\ \hline \square \end{array}$	$\begin{array}{r} \square \\ + 5,326 \\ \hline \square \end{array}$	$\begin{array}{r} 2,534 \\ - 1,229 \\ \hline \square \end{array}$	$\begin{array}{r} \square \\ + 1,229 \\ \hline \square \end{array}$

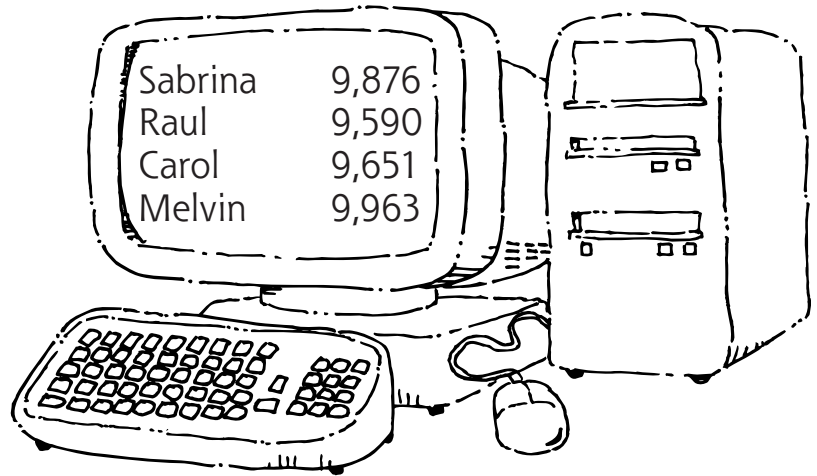


Find the sum or difference of whole numbers between 1000 and 10,000

10,000-Point Challenge

Name _____

Sabrina has a new computer game. She and her friends are just learning how to play the game. They decided to have a contest to see who could reach 10,000 points first. Look at the computer screen to see how many points they have so far. Answer the questions using the information on the screen.



<p>1. Who has the highest score? _____ Who has the lowest score? _____ What is the difference in their scores? _____</p> <p>Show your work.</p>	<p>2. How many points do the girls have in all? _____</p> <p>Show your work.</p>
<p>3. How many points do the boys have in all? _____</p> <p>Show your work.</p>	<p>4. Are the boys or girls ahead? _____ By how many points? _____</p> <p>Show your work.</p>
<p>5. How many more points does the leader need to reach 10,000? _____</p> <p>Show your work.</p>	<p>6. Write a story problem using the information on the computer screen.</p> <p>_____</p> <p>_____</p> <p>_____</p> <p>Show the answer to your problem. _____</p>

Find the sum or difference of whole numbers between 1000 and 10,000

Name _____

Math Test

Fill in the circle next to the correct answer.

- $5,956 - 3,538 = \underline{\hspace{2cm}}$
(A) 1,418 (C) 8,494
(B) 2,418 (D) 9,494
- $5,889 + 3,101 = \underline{\hspace{2cm}}$
(A) 2,788 (C) 8,980
(B) 2,778 (D) 8,990
- $7,215 - 2,166 = \underline{\hspace{2cm}}$
(A) 5,081 (C) 5,159
(B) 9,381 (D) none of the above
- $1,562 + 2,657 = \underline{\hspace{2cm}}$
(A) 1,095 (C) 4,119
(B) 3,129 (D) 4,219
- Which problem equals 4,487?
(A) $2,039 + 2,448$
(B) $2,143 - 2,044$
(C) $2,143 + 2,044$
(D) $6,125 - 4,087$
- Which number sentence is NOT correct?
(A) $3,458 + 2,002 = 5,460$
(B) $1,568 - 1,359 = 2,609$
(C) $4,540 + 4,460 = 9,000$
(D) $6,105 - 2,206 = 3,899$

- How would you solve this problem?
I saw 6,590 ants and 4,852 bees. How many more ants than bees were there?
(A) add (C) multiply
(B) subtract (D) none of the above
- How would you solve this problem?
Last year the Parkers drove 3,000 miles on their vacation. This year they drove 1,500 miles farther. How far did they drive this year?
(A) add (C) multiply
(B) subtract (D) none of the above
- Beefy Burger sold 4,735 burgers in June and 3,682 burgers in July. How many more burgers were sold in June?
(A) 1,043
(B) 1,143
(C) 1,053
(D) none of the above
- The workers picked 2,448 apples this week. What information is needed to find how many more apples they picked last week?
(A) how many hours they worked
(B) how many workers picked apples each week
(C) how many apples each worker picked
(D) none of the above

Find the sum or difference of whole numbers between 1000 and 10,000

Fun at the Beach

Name _____

Color in the squares where the answer is **more than 20** to make a path to the beach.



$2 \times 3 = \underline{\quad}$	$3 \times 4 = \underline{\quad}$	$4 \times 2 = \underline{\quad}$	$5 \times 5 = \underline{\quad}$	$4 \times 5 = \underline{\quad}$
$3 \times 2 = \underline{\quad}$	$2 \times 2 = \underline{\quad}$	$1 \times 2 = \underline{\quad}$	$3 \times 9 = \underline{\quad}$	$5 \times 2 = \underline{\quad}$
$5 \times 0 = \underline{\quad}$	$3 \times 1 = \underline{\quad}$	$3 \times 7 = \underline{\quad}$	$4 \times 6 = \underline{\quad}$	$2 \times 4 = \underline{\quad}$
$3 \times 8 = \underline{\quad}$	$4 \times 6 = \underline{\quad}$	$5 \times 6 = \underline{\quad}$	$3 \times 5 = \underline{\quad}$	$2 \times 6 = \underline{\quad}$
$5 \times 7 = \underline{\quad}$	$3 \times 6 = \underline{\quad}$	$6 \times 3 = \underline{\quad}$	$1 \times 6 = \underline{\quad}$	$5 \times 4 = \underline{\quad}$
	$4 \times 0 = \underline{\quad}$	$3 \times 3 = \underline{\quad}$	$1 \times 5 = \underline{\quad}$	$4 \times 4 = \underline{\quad}$



Commit multiplication facts through the 6s to memory; show an understanding of the properties of 0 and 1 in multiplication

Missing Dinosaur

Name _____

Start at 1 to connect the dots to find out what kind of dinosaur is hidden here.

2 x 1 =

1 x 1 =

4 x 8 =

29

31

23

22

9
x 3
□

4
x 7
□

6
x 3
□

5 x 5 =

4 x 6 =

4
x 4
□

5
x 3
□

4
x 3
□

3
x 3
□

3
x 2
□

1
x 7
□

4
x 2
□

7
x 2
□

2
x 5
□

7
x 3
□

5
x 6
□

5
x 1
□

3
x 2
□

1
x 3
□

2
x 2
□

4
x 5 =

13

11

17
19

26

2 x 1 = 2

1 x 1 = 1

4 x 8 = 32

31

29

23

22

Commit multiplication facts through the 6s to memory; show an understanding of the properties of 0 and 1 in multiplication

Stamps

Name _____

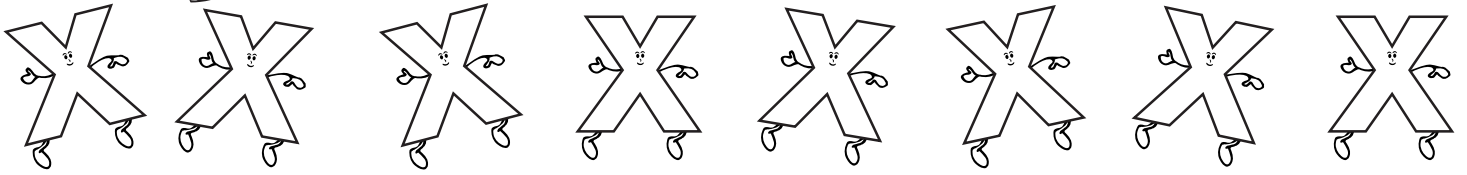
Answer the problems to find out how many stamps each person bought.

<p>1.</p> <table style="margin-left: 40px;"> <tr><td></td><td>1</td><td>2</td><td>3</td><td>4</td><td>5</td><td>6</td></tr> <tr><td>2</td><td></td><td></td><td></td><td></td><td></td><td></td></tr> <tr><td>1</td><td></td><td></td><td></td><td></td><td></td><td></td></tr> </table> <p><u> 2 </u> x <u> 6 </u> = <u> 12 </u> rows in a row in all</p>		1	2	3	4	5	6	2							1							<table style="margin-left: 40px;"> <tr><td></td><td>1</td><td>2</td></tr> <tr><td>6</td><td></td><td></td></tr> <tr><td>5</td><td></td><td></td></tr> <tr><td>4</td><td></td><td></td></tr> <tr><td>3</td><td></td><td></td></tr> <tr><td>2</td><td></td><td></td></tr> <tr><td>1</td><td></td><td></td></tr> </table> <p><u> 6 </u> x <u> 2 </u> = <u> 12 </u> rows in a row in all</p>		1	2	6			5			4			3			2			1			<table style="margin-left: 40px;"> <tr><td></td><td>1</td><td>2</td><td>3</td><td>4</td><td>5</td><td>6</td></tr> <tr><td>6</td><td></td><td></td><td></td><td></td><td></td><td></td></tr> <tr><td>5</td><td></td><td></td><td></td><td></td><td></td><td></td></tr> <tr><td>4</td><td></td><td></td><td></td><td></td><td></td><td></td></tr> <tr><td>3</td><td></td><td></td><td></td><td></td><td></td><td></td></tr> <tr><td>2</td><td></td><td></td><td></td><td></td><td></td><td></td></tr> <tr><td>1</td><td></td><td></td><td></td><td></td><td></td><td></td></tr> </table> <p><u> </u> x <u> </u> = <u> </u> rows in a row in all</p>		1	2	3	4	5	6	6							5							4							3							2							1																																																																																										
	1	2	3	4	5	6																																																																																																																																																																											
2																																																																																																																																																																																	
1																																																																																																																																																																																	
	1	2																																																																																																																																																																															
6																																																																																																																																																																																	
5																																																																																																																																																																																	
4																																																																																																																																																																																	
3																																																																																																																																																																																	
2																																																																																																																																																																																	
1																																																																																																																																																																																	
	1	2	3	4	5	6																																																																																																																																																																											
6																																																																																																																																																																																	
5																																																																																																																																																																																	
4																																																																																																																																																																																	
3																																																																																																																																																																																	
2																																																																																																																																																																																	
1																																																																																																																																																																																	
<p>2.</p> <table style="margin-left: 40px;"> <tr><td></td><td>1</td><td>2</td><td>3</td><td>4</td><td>5</td></tr> <tr><td>3</td><td></td><td></td><td></td><td></td><td></td></tr> <tr><td>2</td><td></td><td></td><td></td><td></td><td></td></tr> <tr><td>1</td><td></td><td></td><td></td><td></td><td></td></tr> </table> <p><u> </u> x <u> </u> = <u> </u> rows in a row in all</p>		1	2	3	4	5	3						2						1						<table style="margin-left: 40px;"> <tr><td></td><td>1</td><td>2</td><td>3</td><td>4</td><td>5</td><td>6</td></tr> <tr><td>4</td><td></td><td></td><td></td><td></td><td></td><td></td></tr> <tr><td>3</td><td></td><td></td><td></td><td></td><td></td><td></td></tr> <tr><td>2</td><td></td><td></td><td></td><td></td><td></td><td></td></tr> <tr><td>1</td><td></td><td></td><td></td><td></td><td></td><td></td></tr> </table> <p><u> </u> x <u> </u> = <u> </u> rows in a row in all</p>		1	2	3	4	5	6	4							3							2							1							<table style="margin-left: 40px;"> <tr><td></td><td>1</td><td>2</td><td>3</td><td>4</td><td>5</td><td>6</td><td>7</td></tr> <tr><td>4</td><td></td><td></td><td></td><td></td><td></td><td></td><td></td></tr> <tr><td>3</td><td></td><td></td><td></td><td></td><td></td><td></td><td></td></tr> <tr><td>2</td><td></td><td></td><td></td><td></td><td></td><td></td><td></td></tr> <tr><td>1</td><td></td><td></td><td></td><td></td><td></td><td></td><td></td></tr> </table> <p><u> </u> x <u> </u> = <u> </u> rows in a row in all</p>		1	2	3	4	5	6	7	4								3								2								1																																																																																			
	1	2	3	4	5																																																																																																																																																																												
3																																																																																																																																																																																	
2																																																																																																																																																																																	
1																																																																																																																																																																																	
	1	2	3	4	5	6																																																																																																																																																																											
4																																																																																																																																																																																	
3																																																																																																																																																																																	
2																																																																																																																																																																																	
1																																																																																																																																																																																	
	1	2	3	4	5	6	7																																																																																																																																																																										
4																																																																																																																																																																																	
3																																																																																																																																																																																	
2																																																																																																																																																																																	
1																																																																																																																																																																																	
<p>3.</p> <table style="margin-left: 40px;"> <tr><td></td><td>1</td><td>2</td><td>3</td><td>4</td><td>5</td><td>6</td><td>7</td><td>8</td></tr> <tr><td>6</td><td></td><td></td><td></td><td></td><td></td><td></td><td></td><td></td></tr> <tr><td>5</td><td></td><td></td><td></td><td></td><td></td><td></td><td></td><td></td></tr> <tr><td>4</td><td></td><td></td><td></td><td></td><td></td><td></td><td></td><td></td></tr> <tr><td>3</td><td></td><td></td><td></td><td></td><td></td><td></td><td></td><td></td></tr> <tr><td>2</td><td></td><td></td><td></td><td></td><td></td><td></td><td></td><td></td></tr> <tr><td>1</td><td></td><td></td><td></td><td></td><td></td><td></td><td></td><td></td></tr> </table> <p><u> </u> x <u> </u> = <u> </u> rows in a row in all</p>		1	2	3	4	5	6	7	8	6									5									4									3									2									1									<table style="margin-left: 40px;"> <tr><td></td><td>1</td><td>2</td><td>3</td><td>4</td><td>5</td><td>6</td></tr> <tr><td>5</td><td></td><td></td><td></td><td></td><td></td><td></td></tr> <tr><td>4</td><td></td><td></td><td></td><td></td><td></td><td></td></tr> <tr><td>3</td><td></td><td></td><td></td><td></td><td></td><td></td></tr> <tr><td>2</td><td></td><td></td><td></td><td></td><td></td><td></td></tr> <tr><td>1</td><td></td><td></td><td></td><td></td><td></td><td></td></tr> </table> <p><u> </u> x <u> </u> = <u> </u> rows in a row in all</p>		1	2	3	4	5	6	5							4							3							2							1							<table style="margin-left: 40px;"> <tr><td></td><td>1</td><td>2</td><td>3</td><td>4</td><td>5</td><td>6</td><td>7</td><td>8</td><td>9</td></tr> <tr><td>6</td><td></td><td></td><td></td><td></td><td></td><td></td><td></td><td></td><td></td></tr> <tr><td>5</td><td></td><td></td><td></td><td></td><td></td><td></td><td></td><td></td><td></td></tr> <tr><td>4</td><td></td><td></td><td></td><td></td><td></td><td></td><td></td><td></td><td></td></tr> <tr><td>3</td><td></td><td></td><td></td><td></td><td></td><td></td><td></td><td></td><td></td></tr> <tr><td>2</td><td></td><td></td><td></td><td></td><td></td><td></td><td></td><td></td><td></td></tr> <tr><td>1</td><td></td><td></td><td></td><td></td><td></td><td></td><td></td><td></td><td></td></tr> </table> <p><u> </u> x <u> </u> = <u> </u> rows in a row in all</p>		1	2	3	4	5	6	7	8	9	6										5										4										3										2										1									
	1	2	3	4	5	6	7	8																																																																																																																																																																									
6																																																																																																																																																																																	
5																																																																																																																																																																																	
4																																																																																																																																																																																	
3																																																																																																																																																																																	
2																																																																																																																																																																																	
1																																																																																																																																																																																	
	1	2	3	4	5	6																																																																																																																																																																											
5																																																																																																																																																																																	
4																																																																																																																																																																																	
3																																																																																																																																																																																	
2																																																																																																																																																																																	
1																																																																																																																																																																																	
	1	2	3	4	5	6	7	8	9																																																																																																																																																																								
6																																																																																																																																																																																	
5																																																																																																																																																																																	
4																																																																																																																																																																																	
3																																																																																																																																																																																	
2																																																																																																																																																																																	
1																																																																																																																																																																																	
<p>4.</p> <table style="margin-left: 40px;"> <tr><td></td><td>1</td><td>2</td><td>3</td><td>4</td><td>5</td><td>6</td></tr> <tr><td>3</td><td></td><td></td><td></td><td></td><td></td><td></td></tr> <tr><td>2</td><td></td><td></td><td></td><td></td><td></td><td></td></tr> <tr><td>1</td><td></td><td></td><td></td><td></td><td></td><td></td></tr> </table> <p><u> </u> x <u> </u> = <u> </u> rows in a row in all</p>		1	2	3	4	5	6	3							2							1							<table style="margin-left: 40px;"> <tr><td></td><td>1</td><td>2</td><td>3</td><td>4</td><td>5</td><td>6</td><td>7</td><td>8</td></tr> <tr><td>4</td><td></td><td></td><td></td><td></td><td></td><td></td><td></td><td></td></tr> <tr><td>3</td><td></td><td></td><td></td><td></td><td></td><td></td><td></td><td></td></tr> <tr><td>2</td><td></td><td></td><td></td><td></td><td></td><td></td><td></td><td></td></tr> <tr><td>1</td><td></td><td></td><td></td><td></td><td></td><td></td><td></td><td></td></tr> </table> <p><u> </u> x <u> </u> = <u> </u> rows in a row in all</p>		1	2	3	4	5	6	7	8	4									3									2									1									<table style="margin-left: 40px;"> <tr><td></td><td>1</td><td>2</td><td>3</td><td>4</td><td>5</td><td>6</td><td>7</td></tr> <tr><td>5</td><td></td><td></td><td></td><td></td><td></td><td></td><td></td></tr> <tr><td>4</td><td></td><td></td><td></td><td></td><td></td><td></td><td></td></tr> <tr><td>3</td><td></td><td></td><td></td><td></td><td></td><td></td><td></td></tr> <tr><td>2</td><td></td><td></td><td></td><td></td><td></td><td></td><td></td></tr> <tr><td>1</td><td></td><td></td><td></td><td></td><td></td><td></td><td></td></tr> </table> <p><u> </u> x <u> </u> = <u> </u> rows in a row in all</p>		1	2	3	4	5	6	7	5								4								3								2								1																																																													
	1	2	3	4	5	6																																																																																																																																																																											
3																																																																																																																																																																																	
2																																																																																																																																																																																	
1																																																																																																																																																																																	
	1	2	3	4	5	6	7	8																																																																																																																																																																									
4																																																																																																																																																																																	
3																																																																																																																																																																																	
2																																																																																																																																																																																	
1																																																																																																																																																																																	
	1	2	3	4	5	6	7																																																																																																																																																																										
5																																																																																																																																																																																	
4																																																																																																																																																																																	
3																																																																																																																																																																																	
2																																																																																																																																																																																	
1																																																																																																																																																																																	

Commit multiplication facts through the 6s to memory; show an understanding of the properties of 0 and 1 in multiplication

Multiplication Table

Name _____



Write the missing numbers on this multiplication chart.

X	0	1	2	3	4	5	6	7	8	9
0	0	0	0							
1	0	1	2							
2				6					16	
3					12					
4				12				28		
5			10			25				
6				18						54

1. What is the rule for multiplying by 1?

2. What is the rule for multiplying by 0?


Commit multiplication facts through the 6s to memory; show an understanding of the properties of 0 and 1 in multiplication

Peggy's Pets

Name _____

Draw pictures to help solve each problem.


1. Peggy has 3 large dogs. She gave each dog 5 doggy cookies. How many cookies did she give the dogs in all?




2. Peggy's goldfish had babies. Peggy got 4 new fishbowls. She put 4 goldfish in each bowl. How many baby fish are there in all?



3. Peggy has 6 rabbits. She gave each rabbit 3 carrots. How many carrots did she use?



4. Write a story problem about this picture.



Write the answer to your problem. _____

Commit multiplication facts through the 6s to memory; show an understanding of the properties of 0 and 1 in multiplication

Math Test

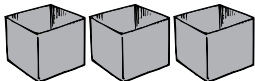
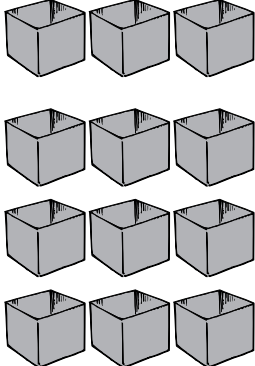
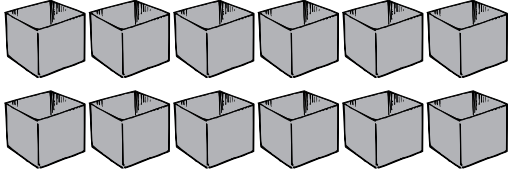
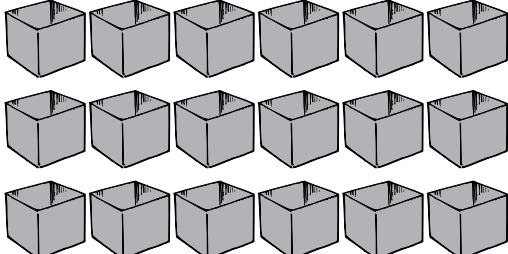
Name _____

Fill in the circle next to the correct answer.

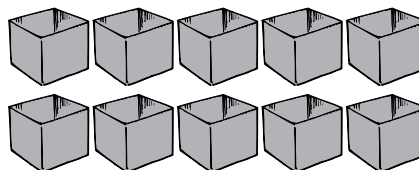
- $5 \times 3 = \underline{\hspace{2cm}}$
(A) 12 (B) 15 (C) 18 (D) 20
- $3 \times 6 = \underline{\hspace{2cm}}$
(A) 12 (B) 18 (C) 24 (D) 36
- $6 \times 9 = \underline{\hspace{2cm}}$
(A) 15 (B) 18 (C) 54 (D) 63
- $4 \times 8 = \underline{\hspace{2cm}}$
(A) 12 (B) 32 (C) 36 (D) 42

5. Which array shows this number sentence?

$$3 \times 6 = 18$$

- (A) 
- (B) 
- (C) 
- (D) 

6. Which is the correct problem for this array?



- (A) 5×5 (C) $3 + 5$
(B) 2×5 (D) $5 + 3$
7. Which number sentence is NOT correct?
(A) $4 \times 5 = 20$
(B) $3 \times 9 = 27$
(C) $6 \times 3 = 12$
(D) $5 \times 8 = 40$

8. Find the missing sign.

$$6 \bigcirc 8 = 48$$

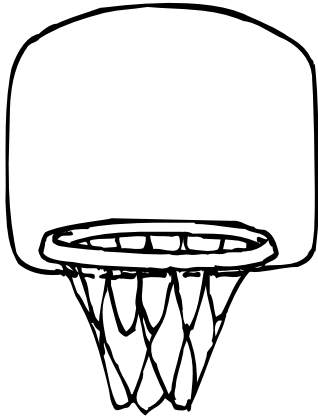
- (A) +
(B) -
(C) x
(D) none of the above
9. There are 6 bowls of cherries. There are 10 cherries in each bowl. How many cherries are there in all?
(A) 16
(B) 60
(C) 106
(D) none of the above
10. If one nickel is worth 5¢, what is the value of 9 nickels?
(A) 14¢ (B) 27¢ (C) 30¢ (D) 45¢

Commit multiplication facts through the 6s to memory; show an understanding of the properties of 0 and 1 in multiplication

Dunk That Ball!

Name _____

Write the answers to make a basket.



$7 \times 9 = \underline{\quad}$

$7 \times 8 = \underline{\quad}$

$7 \times 7 = \underline{\quad}$

$7 \times 6 = \underline{\quad}$

$7 \times 5 = \underline{\quad}$

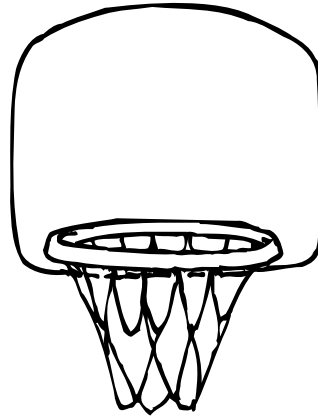
$7 \times 4 = \underline{\quad}$

$7 \times 3 = \underline{\quad}$

$7 \times 2 = \underline{\quad}$

$7 \times 1 = \underline{\quad}$

$7 \times 0 = \underline{\quad}$



$8 \times 9 = \underline{\quad}$

$8 \times 8 = \underline{\quad}$

$8 \times 7 = \underline{\quad}$

$8 \times 6 = \underline{\quad}$

$8 \times 5 = \underline{\quad}$

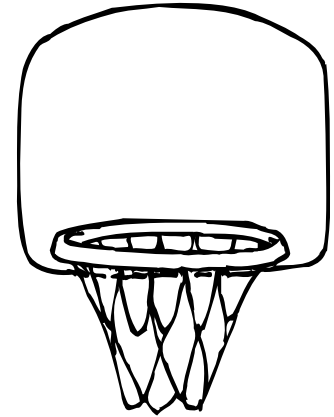
$8 \times 4 = \underline{\quad}$

$8 \times 3 = \underline{\quad}$

$8 \times 2 = \underline{\quad}$

$8 \times 1 = \underline{\quad}$

$8 \times 0 = \underline{\quad}$



$9 \times 9 = \underline{\quad}$

$9 \times 8 = \underline{\quad}$

$9 \times 7 = \underline{\quad}$

$9 \times 6 = \underline{\quad}$

$9 \times 5 = \underline{\quad}$



$9 \times 4 = \underline{\quad}$

$9 \times 3 = \underline{\quad}$

$9 \times 2 = \underline{\quad}$

$9 \times 1 = \underline{\quad}$

$9 \times 0 = \underline{\quad}$



Commit multiplication facts 7s through 10s to memory

A Big Surprise

Name _____

Color the spaces containing the answers to the problems to find the surprise.

50	17 49	32	15	20	75
11	95	100	99	40	31
77	87	26	10	30	16
92	51	48	63	16	
111	61	70	81	28	0
25	43	24	36	54	45
64	35	81	12	66	27
80	94	14	13	42	

1. $\begin{array}{r} 3 \\ \times 3 \\ \hline \end{array}$ $\begin{array}{r} 4 \\ \times 7 \\ \hline \end{array}$ $\begin{array}{r} 4 \\ \times 4 \\ \hline \end{array}$ $\begin{array}{r} 9 \\ \times 0 \\ \hline \end{array}$ $\begin{array}{r} 6 \\ \times 2 \\ \hline \end{array}$ $\begin{array}{r} 3 \\ \times 5 \\ \hline \end{array}$ $\begin{array}{r} 2 \\ \times 7 \\ \hline \end{array}$ $\begin{array}{r} 4 \\ \times 9 \\ \hline \end{array}$


2. $\begin{array}{r} 5 \\ \times 9 \\ \hline \end{array}$ $\begin{array}{r} 4 \\ \times 8 \\ \hline \end{array}$ $\begin{array}{r} 6 \\ \times 7 \\ \hline \end{array}$ $\begin{array}{r} 3 \\ \times 8 \\ \hline \end{array}$ $\begin{array}{r} 9 \\ \times 9 \\ \hline \end{array}$ $\begin{array}{r} 9 \\ \times 6 \\ \hline \end{array}$ $\begin{array}{r} 8 \\ \times 8 \\ \hline \end{array}$ $\begin{array}{r} 5 \\ \times 7 \\ \hline \end{array}$

3. $\begin{array}{r} 3 \\ \times 9 \\ \hline \end{array}$ $\begin{array}{r} 5 \\ \times 8 \\ \hline \end{array}$ $\begin{array}{r} 8 \\ \times 7 \\ \hline \end{array}$ $\begin{array}{r} 6 \\ \times 5 \\ \hline \end{array}$ $\begin{array}{r} 7 \\ \times 7 \\ \hline \end{array}$ $\begin{array}{r} 8 \\ \times 9 \\ \hline \end{array}$ $\begin{array}{r} 7 \\ \times 9 \\ \hline \end{array}$ $\begin{array}{r} 6 \\ \times 8 \\ \hline \end{array}$

Commit multiplication facts 7s through 10s to memory

Is It Correct?

Name _____



Circle the problems that have the correct answer. Correct the problems that have the incorrect answer.

1.
$$\begin{array}{r} 6 \\ \times 4 \\ \hline 24 \end{array}$$

$$\begin{array}{r} 4 \\ \times 8 \\ \hline 28 \\ 32 \end{array}$$

$$\begin{array}{r} 6 \\ \times 3 \\ \hline 9 \end{array}$$

$$\begin{array}{r} 8 \\ \times 5 \\ \hline 40 \end{array}$$

$$\begin{array}{r} 7 \\ \times 4 \\ \hline 21 \end{array}$$

$$\begin{array}{r} 7 \\ \times 8 \\ \hline 65 \end{array}$$

$$\begin{array}{r} 5 \\ \times 3 \\ \hline 15 \end{array}$$

$$\begin{array}{r} 3 \\ \times 7 \\ \hline 21 \end{array}$$

2.
$$\begin{array}{r} 2 \\ \times 7 \\ \hline 14 \end{array}$$

$$\begin{array}{r} 4 \\ \times 9 \\ \hline 36 \end{array}$$

$$\begin{array}{r} 3 \\ \times 9 \\ \hline 18 \end{array}$$

$$\begin{array}{r} 6 \\ \times 5 \\ \hline 11 \end{array}$$

$$\begin{array}{r} 7 \\ \times 7 \\ \hline 42 \end{array}$$

$$\begin{array}{r} 8 \\ \times 7 \\ \hline 56 \end{array}$$

$$\begin{array}{r} 6 \\ \times 6 \\ \hline 36 \end{array}$$

$$\begin{array}{r} 5 \\ \times 9 \\ \hline 45 \end{array}$$

3.
$$\begin{array}{r} 3 \\ \times 8 \\ \hline 26 \end{array}$$

$$\begin{array}{r} 8 \\ \times 9 \\ \hline 72 \end{array}$$

$$\begin{array}{r} 8 \\ \times 6 \\ \hline 48 \end{array}$$

$$\begin{array}{r} 8 \\ \times 8 \\ \hline 16 \end{array}$$

$$\begin{array}{r} 9 \\ \times 5 \\ \hline 40 \end{array}$$

$$\begin{array}{r} 4 \\ \times 8 \\ \hline 32 \end{array}$$

$$\begin{array}{r} 7 \\ \times 4 \\ \hline 28 \end{array}$$

$$\begin{array}{r} 7 \\ \times 7 \\ \hline 49 \end{array}$$

4.
$$\begin{array}{r} 6 \\ \times 9 \\ \hline 42 \end{array}$$

$$\begin{array}{r} 7 \\ \times 5 \\ \hline 30 \end{array}$$

$$\begin{array}{r} 3 \\ \times 4 \\ \hline 12 \end{array}$$

$$\begin{array}{r} 9 \\ \times 6 \\ \hline 45 \end{array}$$

$$\begin{array}{r} 9 \\ \times 9 \\ \hline 91 \end{array}$$

$$\begin{array}{r} 6 \\ \times 5 \\ \hline 30 \end{array}$$

$$\begin{array}{r} 8 \\ \times 5 \\ \hline 35 \end{array}$$

$$\begin{array}{r} 5 \\ \times 3 \\ \hline 8 \end{array}$$

5.
$$\begin{array}{r} 2 \\ \times 8 \\ \hline 18 \end{array}$$

$$\begin{array}{r} 7 \\ \times 0 \\ \hline 0 \end{array}$$

$$\begin{array}{r} 6 \\ \times 5 \\ \hline 30 \end{array}$$

$$\begin{array}{r} 7 \\ \times 9 \\ \hline 56 \end{array}$$

$$\begin{array}{r} 1 \\ \times 8 \\ \hline 18 \end{array}$$

$$\begin{array}{r} 6 \\ \times 9 \\ \hline 54 \end{array}$$


$$\begin{array}{r} 7 \\ \times 7 \\ \hline 35 \end{array}$$

$$\begin{array}{r} 6 \\ \times 0 \\ \hline 60 \end{array}$$

Commit multiplication facts 7s through 10s to memory

It's a Rule!

Do you know the rule?



Name _____

Solve these problems.

1. $2 \times 6 = \underline{12}$ so $6 \times 2 = \underline{12}$

2. $4 \times 8 = \underline{\quad}$ so $8 \times 4 = \underline{\quad}$

3. $2 \times 9 = \underline{\quad}$ so $9 \times 2 = \underline{\quad}$

4. $5 \times 9 = \underline{\quad}$ so $9 \times 5 = \underline{\quad}$

5. $3 \times 8 = \underline{\quad}$ so $8 \times 3 = \underline{\quad}$

6. $4 \times 7 = \underline{\quad}$ so $7 \times 4 = \underline{\quad}$

7. $6 \times 7 = \underline{\quad}$ so $7 \times 6 = \underline{\quad}$

8. $3 \times 9 = \underline{\quad}$ so $9 \times 3 = \underline{\quad}$

9. $2 \times 8 = \underline{\quad}$ so $8 \times 2 = \underline{\quad}$

10. $6 \times 8 = \underline{\quad}$ so $8 \times 6 = \underline{\quad}$

11. $5 \times 7 = \underline{\quad}$ so $7 \times 5 = \underline{\quad}$

12. $3 \times 7 = \underline{\quad}$ so $7 \times 3 = \underline{\quad}$

Write the rule about number order in multiplication.

Solve these problems.

13. $10 \times 3 = \underline{\quad}$

$10 \times 10 = \underline{\quad}$

$10 \times 6 = \underline{\quad}$

14. $10 \times 8 = \underline{\quad}$

$10 \times 4 = \underline{\quad}$

$10 \times 9 = \underline{\quad}$

15. $10 \times 5 = \underline{\quad}$

$10 \times 7 = \underline{\quad}$


$10 \times 2 = \underline{\quad}$

Write the rule for multiplying a number by 10.

Commit multiplication facts 7s through 10s to memory

Planting a Vegetable Garden

Name _____



1. Mr. McRoy bought 9 boxes of vegetable plants. Each box had 6 plants in it. How many vegetable plants did he buy in all?

Show your work.

2. He planted 5 rows of corn. There were 9 plants in each row. How many corn plants were there in all?

Show your work.

3. Bean plants cost 10¢ each. Mr. McRoy bought 8 plants. How much did he spend on beans?

_____¢

Show your work.

4. Mr. McRoy works in his garden about 3 hours a day. About how many hours does he work in one week?

Show your work.

5. Mr. McRoy planted 8 rows of carrots this year. Each row had 9 plants in it. Last year he planted 100 carrot plants. How many more carrot plants did he plant last year?

Show your work.

6. Write a word problem about a vegetable garden.

Show the answer to your problem.

Commit multiplication facts 7s through 10s to memory

Math Test





Name _____

Fill in the circle next to the correct answer.

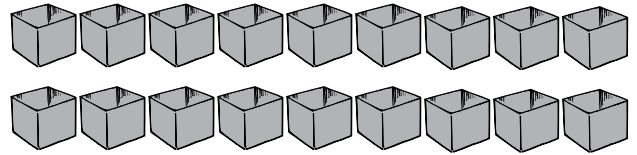
- $7 \times 9 = \underline{\hspace{2cm}}$
(A) 21 (B) 45 (C) 63 (D) 72
- $8 \times 6 = \underline{\hspace{2cm}}$
(A) 42 (B) 48 (C) 54 (D) 64
- $9 \times 9 = \underline{\hspace{2cm}}$
(A) 18 (B) 48 (C) 81 (D) 84
- $10 \times 7 = \underline{\hspace{2cm}}$
(A) 17 (B) 70 (C) 71 (D) 107

5. Which array shows this number sentence?

$$4 \times 7 = 28$$

- (A) 
- (B) 
- (C) 
- (D) 

6. Which is the correct problem for this array?




- (A) 2×9 (B) 2×2 (C) $2 + 9$ (D) $9 + 2$
7. Which number sentence is NOT correct?
(A) $9 \times 5 = 45$
(B) $7 \times 8 = 56$
(C) $6 \times 6 = 32$
(D) $8 \times 3 = 24$
8. $0 \times$ a number is _____ 0.
(A) never
(B) sometimes
(C) always
(D) none of the above
9. There are 9 bags of peanuts. There are 8 peanuts in each bag. How many peanuts are there in all?
(A) 17
(B) 87
(C) 98
(D) none of the above
10. A dime is worth 10¢ . What is the value of 7 dimes?
(A) 10¢
(B) 17¢
(C) 70¢
(D) none of the above

Commit multiplication facts 7s through 10s to memory

Heading Home

Name _____

Color the boxes that have the answer **8** to help the bat find its cave.



$2\overline{)16}$	$8\overline{)8}$	$8\overline{)72}$	$8\overline{)32}$
$9\overline{)72}$	$3\overline{)24}$	$8\overline{)56}$	$7\overline{)28}$
$7\overline{)63}$	$7\overline{)56}$	$6\overline{)54}$	$8\overline{)16}$
$7\overline{)35}$	$6\overline{)48}$	$8\overline{)64}$	$5\overline{)40}$
$6\overline{)30}$	$8\overline{)24}$	$9\overline{)36}$	$4\overline{)32}$




Solve basic division problems, showing an understanding of the relationship between multiplication and division

Crazy Cat

Name _____

What would you call a cat that ate a lemon?

Key		
1—t	4—i	7—e
2—a	5—o	8—r
3—s	6—u	9—p



Use the code to solve the riddle.
Write the matching letter below each answer.

$$\begin{array}{r} 5 \overline{)20} \\ 5 \overline{)5} \end{array}$$

$$\begin{array}{r} 4 \overline{)16} \\ 3 \overline{)9} \end{array}$$

$$5 \overline{)10}$$


$$\begin{array}{r} 5 \overline{)15} \\ 4 \overline{)20} \\ 2 \overline{)12} \\ 3 \overline{)24} \end{array}$$

$$\begin{array}{r} 5 \overline{)45} \\ 4 \overline{)24} \\ 6 \overline{)18} \\ 4 \overline{)12} \end{array}$$

Solve basic division problems, showing an understanding of the relationship between multiplication and division

Two Ways to Divide

Name _____



1. $8\overline{)32}$

$3\overline{)27}$

$6\overline{)36}$

$4\overline{)32}$

$4\overline{)24}$

2. $7\overline{)21}$

$2\overline{)12}$

$5\overline{)35}$

$8\overline{)48}$

$6\overline{)36}$

3. $1\overline{)9}$

$9\overline{)72}$

$3\overline{)21}$

$6\overline{)18}$

$9\overline{)27}$

4. $12 \div 4 = \square$

$10 \div 5 = \square$

$30 \div 6 = \square$

$36 \div 4 = \square$

5. $20 \div 5 = \square$

$48 \div 6 = \square$

$24 \div 4 = \square$

$5 \div 5 = \square$

6. $81 \div 9 = \square$

$56 \div 8 = \square$

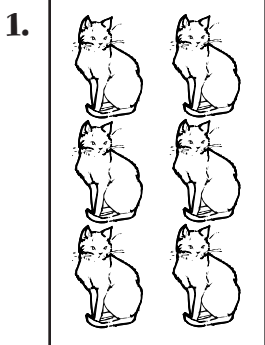
$54 \div 6 = \square$

$36 \div 9 = \square$

Solve basic division problems, showing an understanding of the relationship between multiplication and division

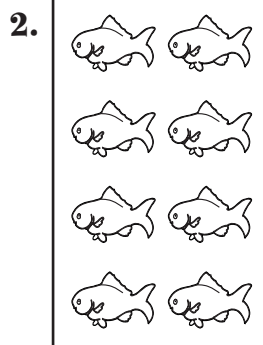
Multiply to Check Division

Name _____




$$6 \div 2 = \underline{3}$$

$$\underline{3} \times 2 = \underline{6}$$



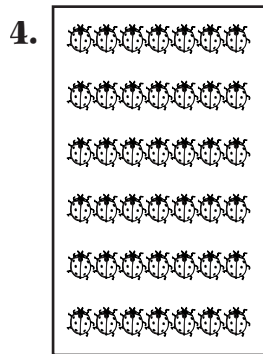
$$8 \div 2 = \underline{\quad}$$

$$\underline{\quad} \times 2 = \underline{\quad}$$



$$15 \div 5 = \underline{\quad}$$

$$\underline{\quad} \times 5 = \underline{\quad}$$



$$42 \div 6 = \underline{\quad}$$

$$\underline{\quad} \times 6 = \underline{\quad}$$

Write the answers to complete each set of related number sentences.

5. $20 \div 5 = \underline{\quad}$
 $20 \div 4 = \underline{\quad}$
 $4 \times 5 = \underline{\quad}$
 $5 \times 4 = \underline{\quad}$

6. $18 \div 3 = \underline{\quad}$
 $18 \div 6 = \underline{\quad}$
 $3 \times 6 = \underline{\quad}$
 $6 \times 3 = \underline{\quad}$


7. $56 \div 7 = \underline{\quad}$
 $56 \div 8 = \underline{\quad}$
 $7 \times 8 = \underline{\quad}$
 $8 \times 7 = \underline{\quad}$

Solve basic division problems, showing an understanding of the relationship between multiplication and division

At the Beach


Name _____

Circle objects in the picture to help find the answer.




Jerome gave 24 fish to 3 of his friends. He gave the same number of fish to each friend. How many fish did each friend get?

_____ fish



Tanisha put the 45 shells she collected into boxes. She put 9 shells in each box. How many boxes did she use?

_____ boxes



Write a division problem about this picture.

Show the answer to your problem.

Solve basic division problems, showing an understanding of the relationship between multiplication and division

Name _____

Math Test

Fill in the circle next to the correct answer.

1. $40 \div 5 = \underline{\quad}$

- (A) 6
- (B) 7
- (C) 8
- (D) 9

2. $28 \div 4 = \underline{\quad}$

- (A) 6
- (B) 7
- (C) 8
- (D) 9

3. $25 \div 5 = \underline{\quad}$

- (A) 1
- (C) 5
- (B) 3
- (D) 9

4. $6 \overline{)36}$

- (A) 6
- (B) 7
- (C) 8
- (D) 9

5. $7 \overline{)49}$

- (A) 6
- (B) 7
- (C) 8
- (D) 9

6. $9 \overline{)81}$

- (A) 6
- (B) 7
- (C) 8
- (D) 9

7. Which operation can be used to check division?

- (A) addition
- (B) subtraction
- (C) multiplication
- (D) none of the above

8. Which number sentence is NOT part of this fact family?

24, 6, 4

- (A) $6 \times 4 = 24$
- (B) $24 \div 6 = 4$
- (C) $24 \div 4 = 6$
- (D) $6 \div 4 = 24$

9. Jake had 24 marbles. He divided them into 3 equal groups. How many marbles were in each group?

- (A) 6
- (B) 7
- (C) 8
- (D) 9

10. There were 45 ladybugs on 9 flowers. If each flower had the same number of ladybugs, how many were on each flower?

- (A) 2
- (B) 5
- (C) 7
- (D) 9

Solve basic division problems, showing an understanding of the relationship between multiplication and division

Car Lot

Name _____

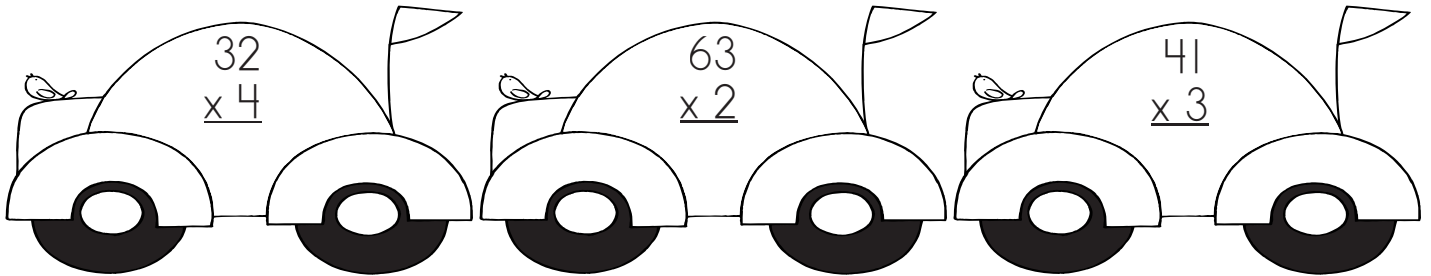
Solve the problems. Color the cars.

If the answer is **1** through **125**, color the car **orange**.

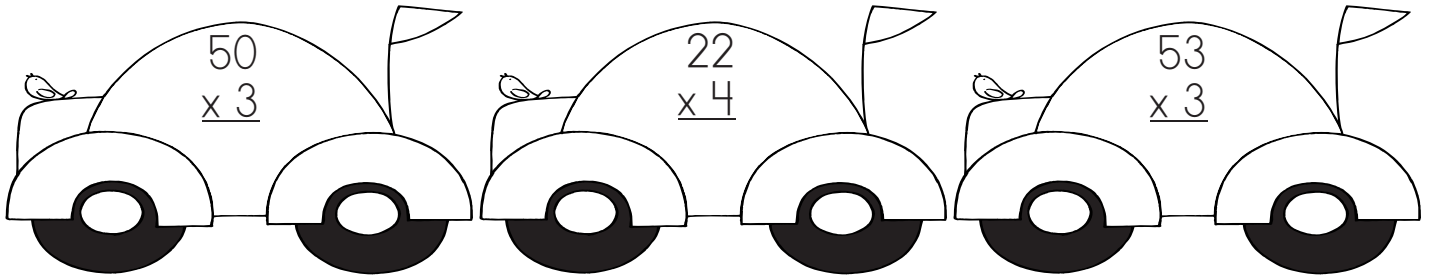
If the answer is **126** through **200**, color the car **purple**.

If the answer is **201** through **300**, color the car **green**.

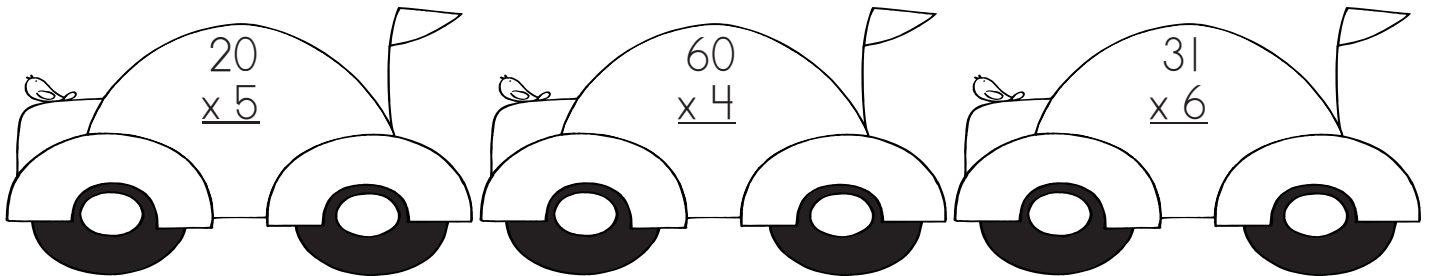
1.



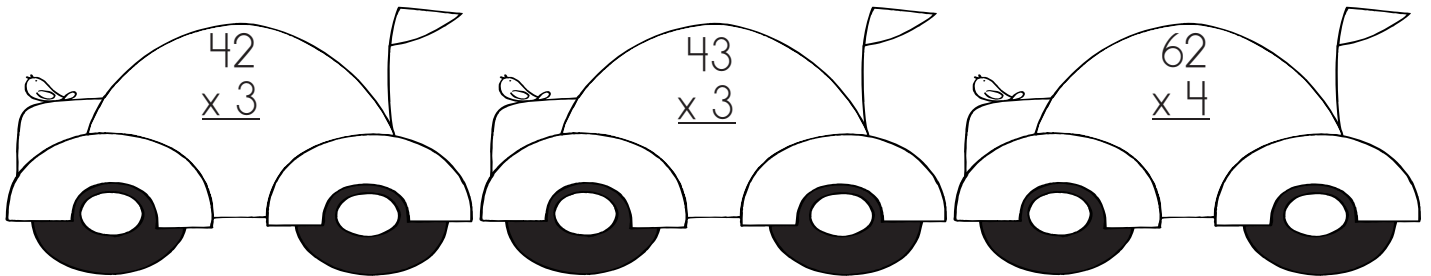
2.



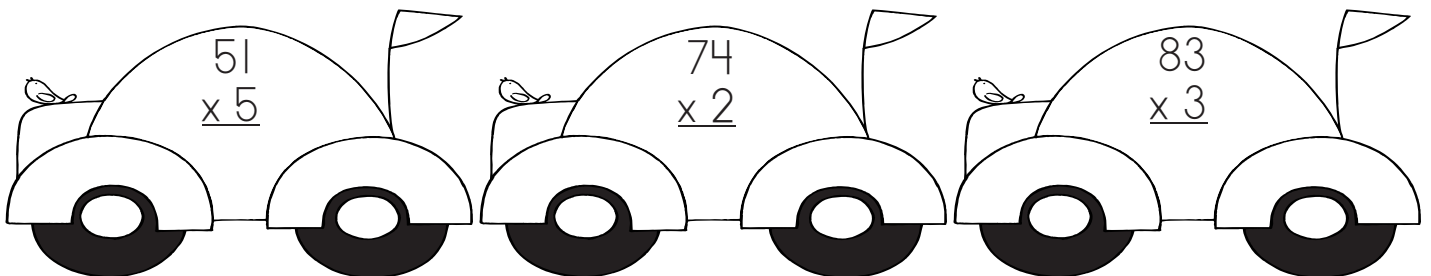
3.



4.



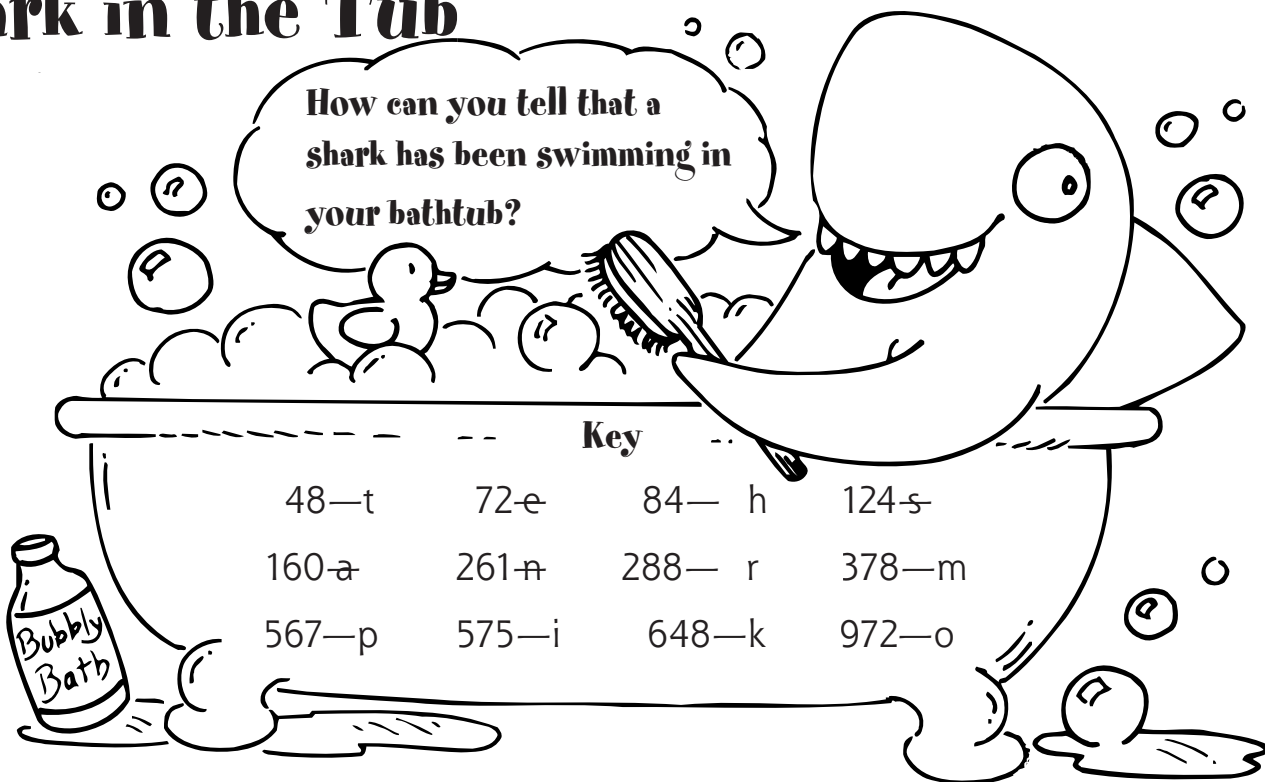
5.



Solve multiplication problems of multidigit numbers by one-digit numbers

Rub-a-Dub-Dub, Shark in the Tub

Name _____



Use the code to solve the riddle. Write the matching letter below each answer.

$\begin{array}{r} 16 \\ \times 3 \\ \hline 48 \end{array}$	$\begin{array}{r} 12 \\ \times 6 \\ \hline \end{array}$	$\begin{array}{r} 18 \\ \times 4 \\ \hline \end{array}$	$\begin{array}{r} 12 \\ \times 4 \\ \hline \end{array}$	$\begin{array}{r} 21 \\ \times 4 \\ \hline \end{array}$
†				

$\begin{array}{r} 63 \\ \times 6 \\ \hline \end{array}$	$\begin{array}{r} 32 \\ \times 5 \\ \hline \end{array}$	$\begin{array}{r} 36 \\ \times 8 \\ \hline \end{array}$	$\begin{array}{r} 216 \\ \times 3 \\ \hline \end{array}$	$\begin{array}{r} 31 \\ \times 4 \\ \hline \end{array}$

$\begin{array}{r} 162 \\ \times 6 \\ \hline \end{array}$	$\begin{array}{r} 29 \\ \times 9 \\ \hline \end{array}$


$\begin{array}{r} 24 \\ \times 2 \\ \hline \end{array}$	$\begin{array}{r} 12 \\ \times 7 \\ \hline \end{array}$	$\begin{array}{r} 36 \\ \times 2 \\ \hline \end{array}$

$\begin{array}{r} 62 \\ \times 2 \\ \hline \end{array}$	$\begin{array}{r} 324 \\ \times 3 \\ \hline \end{array}$	$\begin{array}{r} 20 \\ \times 8 \\ \hline \end{array}$	$\begin{array}{r} 63 \\ \times 9 \\ \hline \end{array}$

Solve multiplication problems of multidigit numbers by one-digit numbers

Regroup in Multiplication

Name _____



$$\begin{array}{r} 25 \\ \times 5 \\ \hline 25 \\ +100 \\ \hline 125 \end{array}$$

Multiply the **ones** (5 x 5 ones)
Multiply the **tens** (5 x 2 tens)
Add to find the product (25 + 100)

1. $\begin{array}{r} 15 \\ \times 5 \\ \hline \end{array}$

$\begin{array}{r} 26 \\ \times 3 \\ \hline \end{array}$

$\begin{array}{r} 34 \\ \times 4 \\ \hline \end{array}$

$\begin{array}{r} 17 \\ \times 2 \\ \hline \end{array}$

$\begin{array}{r} 45 \\ \times 3 \\ \hline \end{array}$

2. $\begin{array}{r} 22 \\ \times 6 \\ \hline \end{array}$

$\begin{array}{r} 48 \\ \times 2 \\ \hline \end{array}$

$\begin{array}{r} 51 \\ \times 5 \\ \hline \end{array}$

$\begin{array}{r} 36 \\ \times 2 \\ \hline \end{array}$

$\begin{array}{r} 60 \\ \times 8 \\ \hline \end{array}$

Take a short cut.


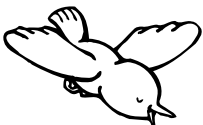
3. $\begin{array}{r} 83 \\ \times 6 \\ \hline 498 \end{array}$

$\begin{array}{r} 74 \\ \times 5 \\ \hline \end{array}$

$\begin{array}{r} 31 \\ \times 7 \\ \hline \end{array}$

$\begin{array}{r} 53 \\ \times 9 \\ \hline \end{array}$

$\begin{array}{r} 62 \\ \times 8 \\ \hline \end{array}$



Solve multiplication problems of multidigit numbers by one-digit numbers

Ralph's Homework



Name _____

Help Ralph complete his homework.

1.
$$\begin{array}{r} 18 \\ \times 4 \\ \hline \end{array}$$

$$\begin{array}{r} 12 \\ \times 5 \\ \hline \end{array}$$

$$\begin{array}{r} 15 \\ \times 6 \\ \hline \end{array}$$

$$\begin{array}{r} 12 \\ \times 7 \\ \hline \end{array}$$

$$\begin{array}{r} 11 \\ \times 9 \\ \hline \end{array}$$

2.
$$\begin{array}{r} 26 \\ \times 9 \\ \hline \end{array}$$

$$\begin{array}{r} 59 \\ \times 7 \\ \hline \end{array}$$

$$\begin{array}{r} 83 \\ \times 6 \\ \hline \end{array}$$

$$\begin{array}{r} 74 \\ \times 8 \\ \hline \end{array}$$

$$\begin{array}{r} 67 \\ \times 5 \\ \hline \end{array}$$

3.
$$\begin{array}{r} 321 \\ \times 4 \\ \hline \end{array}$$

$$\begin{array}{r} 106 \\ \times 6 \\ \hline \end{array}$$

$$\begin{array}{r} 452 \\ \times 2 \\ \hline \end{array}$$

$$\begin{array}{r} 216 \\ \times 6 \\ \hline \end{array}$$

$$\begin{array}{r} 351 \\ \times 5 \\ \hline \end{array}$$

4.
$$\begin{array}{r} 425 \\ \times 7 \\ \hline \end{array}$$

$$\begin{array}{r} 316 \\ \times 6 \\ \hline \end{array}$$

$$\begin{array}{r} 527 \\ \times 4 \\ \hline \end{array}$$

$$\begin{array}{r} 411 \\ \times 9 \\ \hline \end{array}$$

$$\begin{array}{r} 250 \\ \times 9 \\ \hline \end{array}$$

5.
$$\begin{array}{r} 2,013 \\ \times 6 \\ \hline \end{array}$$

$$\begin{array}{r} 4,252 \\ \times 2 \\ \hline \end{array}$$

$$\begin{array}{r} 3,042 \\ \times 6 \\ \hline \end{array}$$

$$\begin{array}{r} 1,124 \\ \times 6 \\ \hline \end{array}$$

$$\begin{array}{r} 4,123 \\ \times 4 \\ \hline \end{array}$$

Solve multiplication problems of multidigit numbers by one-digit numbers

How Old Are You?

Name _____

Using the information on the cake, multiply to figure out how old you are.
Show your work.




1. I am _____ years old.

2. I am about _____ months old.

3. I am about _____ weeks old.

4. I am about _____ days old.



Solve multiplication problems of multidigit numbers by one-digit numbers

Name _____

Math Test

Fill in the circle next to the correct answer.

1. $20 \times 4 =$ _____

- (A) 5
- (B) 24
- (C) 40
- (D) 80

2. $36 \times 2 =$ _____

- (A) 13
- (B) 72
- (C) 38
- (D) 18

3. $54 \times 2 =$ _____

- (A) 27
- (B) 34
- (C) 52
- (D) 108

4. $125 \times 5 =$ _____

- (A) 120
- (B) 130
- (C) 625
- (D) 525

5. $630 \times 3 =$ _____

- (A) 210
- (B) 627
- (C) 1,290
- (D) 1,890

6. Which one is the most?

- (A) 11×9
- (B) 10×7
- (C) 12×8
- (D) 14×5

7. Which one is the least?

- (A) 83×6
- (B) 100×5
- (C) 45×4
- (D) 210×7

8. Which problem has the same answer as 30×6 ?

- (A) 12×6
- (B) 16×7
- (C) 45×4
- (D) 20×8

9. There are 45 pea pods on a plant. There are 5 peas in each pod. How many peas are there in all?

- (A) 40
- (B) 50
- (C) 115
- (D) 225

10. A baker made 125 cakes each day last week. How many cakes did he make?

- (A) 875
- (B) 575
- (C) 1,075
- (D) 1,575

Solve multiplication problems of multidigit numbers by one-digit numbers

Catch the Lost Calf

Name _____

Find the answers to help the cowgirl find her lost calf.



$3 \overline{)66}$ $2 \overline{)86}$ $9 \overline{)90}$ $2 \overline{)26}$ $2 \overline{)46}$
 $4 \overline{)84}$
 $3 \overline{)93}$
 $7 \overline{)77}$
 $3 \overline{)63}$
 $2 \overline{)64}$ $9 \overline{)99}$ $2 \overline{)24}$ $4 \overline{)88}$ $1 \overline{)83}$ $8 \overline{)80}$ $3 \overline{)36}$
 $2 \overline{)64}$ $2 \overline{)64}$
 $6 \overline{)60}$
 $2 \overline{)42}$
 $4 \overline{)48}$
 $5 \overline{)55}$ $1 \overline{)97}$ $2 \overline{)86}$ $9 \overline{)90}$ $8 \overline{)88}$

Solve division problems in which a one-digit number evenly divides a multidigit number

Tick, Tock, Where's the Clock?

Name _____

Why did the monkey throw the clock out the window?

Key		
21—l	31—f	41—e
50—s	80—i	91—t
120—o	121—m	342—y


Use the code to solve the riddle. Write the matching letter below each answer.

$6 \overline{)546}$	$3 \overline{)360}$
_____	_____

$9 \overline{)450}$	$6 \overline{)246}$	$9 \overline{)369}$
_____	_____	_____


$9 \overline{)819}$	$6 \overline{)480}$	$4 \overline{)484}$	$7 \overline{)287}$
_____	_____	_____	_____

$8 \overline{)248}$	$9 \overline{)189}$	$2 \overline{)684}$
_____	_____	_____



Solve division problems in which a one-digit number evenly divides a multidigit number

Two-Step Division



Name _____

1.
$$\begin{array}{r} 25 \\ 3 \overline{)75} \\ \underline{-6} \\ 15 \\ \underline{-15} \\ 0 \end{array}$$

$$\begin{array}{r} 13 \\ 6 \overline{)78} \\ \underline{-6} \\ 18 \\ \underline{-18} \\ 0 \end{array}$$

$$2 \overline{)54}$$

$$8 \overline{)96}$$

2.
$$6 \overline{)90}$$

$$3 \overline{)78}$$

$$5 \overline{)50}$$

$$7 \overline{)84}$$

3.
$$5 \overline{)85}$$

$$6 \overline{)72}$$

$$4 \overline{)72}$$

$$6 \overline{)90}$$

4.
$$7 \overline{)91}$$


$$6 \overline{)96}$$

$$3 \overline{)84}$$

$$5 \overline{)95}$$

Solve division problems in which a one-digit number evenly divides a multidigit number

Check Division with Multiplication




Name _____

<p>1. $\begin{array}{r} 22 \\ 5 \overline{)110} \\ \underline{-10} \\ 10 \\ \underline{-10} \\ 0 \end{array}$</p> <div style="display: flex; justify-content: space-around; align-items: center;"> <div style="border: 1px solid black; padding: 5px; text-align: center;">22</div> <div style="border: 1px solid black; padding: 5px; text-align: center;">x 5</div> <div style="border: 1px solid black; padding: 5px; text-align: center;">110</div> </div>	<p>2. $\begin{array}{r} \square \\ 7 \overline{)217} \\ \underline{} \\ \square \\ \underline{} \\ \square \end{array}$</p> <div style="display: flex; justify-content: space-around; align-items: center;"> <div style="border: 1px solid black; padding: 5px; text-align: center;">x 7</div> <div style="border: 1px solid black; padding: 5px; text-align: center;">□</div> </div>
<p>3. $\begin{array}{r} \square \\ 2 \overline{)468} \\ \underline{} \\ \square \\ \underline{} \\ \square \end{array}$</p> <div style="display: flex; justify-content: space-around; align-items: center;"> <div style="border: 1px solid black; padding: 5px; text-align: center;">x 2</div> <div style="border: 1px solid black; padding: 5px; text-align: center;">□</div> </div>	<p>4. $\begin{array}{r} \square \\ 6 \overline{)726} \\ \underline{} \\ \square \\ \underline{} \\ \square \end{array}$</p> <div style="display: flex; justify-content: space-around; align-items: center;"> <div style="border: 1px solid black; padding: 5px; text-align: center;">x 6</div> <div style="border: 1px solid black; padding: 5px; text-align: center;">□</div> </div>
<p>5. $\begin{array}{r} \square \\ 4 \overline{)880} \\ \underline{} \\ \square \\ \underline{} \\ \square \end{array}$</p> <div style="display: flex; justify-content: space-around; align-items: center;"> <div style="border: 1px solid black; padding: 5px; text-align: center;">x 4</div> <div style="border: 1px solid black; padding: 5px; text-align: center;">□</div> </div>	<p>6. $\begin{array}{r} \square \\ 9 \overline{)459} \\ \underline{} \\ \square \\ \underline{} \\ \square \end{array}$</p> <div style="display: flex; justify-content: space-around; align-items: center;"> <div style="border: 1px solid black; padding: 5px; text-align: center;">x 9</div> <div style="border: 1px solid black; padding: 5px; text-align: center;">□</div> </div>
<p>7. $\begin{array}{r} \square \\ 3 \overline{)639} \\ \underline{} \\ \square \\ \underline{} \\ \square \end{array}$</p> <div style="display: flex; justify-content: space-around; align-items: center;"> <div style="border: 1px solid black; padding: 5px; text-align: center;">x 3</div> <div style="border: 1px solid black; padding: 5px; text-align: center;">□</div> </div>	<p>8. $\begin{array}{r} \square \\ 8 \overline{)344} \\ \underline{} \\ \square \\ \underline{} \\ \square \end{array}$</p> <div style="display: flex; justify-content: space-around; align-items: center;"> <div style="border: 1px solid black; padding: 5px; text-align: center;">x 8</div> <div style="border: 1px solid black; padding: 5px; text-align: center;">□</div> </div>

Solve division problems in which a one-digit number evenly divides a multidigit number

Shelving Books

Name _____



How many books go on each shelf? Show your work each time.

1. 18 books, 2 shelves

_____ books on a shelf

2. 54 books, 6 shelves

_____ books on a shelf

3. 75 books, 5 shelves

_____ books on a shelf

4. 198 books, 9 shelves

_____ books on a shelf

Solve division problems in which a one-digit number evenly divides a multidigit number

Name _____

Math Test

Fill in the circle next to the correct answer.

1. $63 \div 9 = \underline{\quad}$

- (A) 5 (B) 6 (C) 7 (D) 8

2. $132 \div 6 = \underline{\quad}$

- (A) 12 (B) 22 (C) 21 (D) 20

3. $9 \overline{)279}$

- (A) 30
(B) 31
(C) 40
(D) 41

4. $6 \overline{)480}$

- (A) 40
(B) 60
(C) 70
(D) 80

5. Which one is the most?

- (A) $66 \div 1$
(B) $57 \div 3$
(C) $84 \div 4$
(D) $96 \div 3$

6. Which one is the least?

- (A) $44 \div 2$
(B) $93 \div 3$
(C) $164 \div 4$
(D) $396 \div 3$

7. Which problem has the same answer as 10×4 ?

- (A) $108 \div 6$
(B) $125 \div 5$
(C) $200 \div 5$
(D) $369 \div 9$

8. Which problem has the same answer as $125 \div 5$?

- (A) $45 \div 3$
(B) $30 \div 2$
(C) $65 \div 5$
(D) $100 \div 4$

9. Which operation can be used to check division?

- (A) addition
(B) subtraction
(C) multiplication
(D) none of the above



10. Tom's family drove 345 miles in three days. They drove the same number of miles each day. How many miles did they drive each day?

- (A) 40
(B) 50
(C) 115
(D) 225

Solve division problems in which a one-digit number evenly divides a multidigit number

Mystery Number

Name _____



Find each answer until you reach the mystery number.

<p>1. Ramon's age <input type="text" value="8"/></p> <p>+ 9 <input type="text"/></p> <p>x 2 <input type="text"/></p> <p>- 4 <input type="text"/></p> <p>÷ 2 <input type="text"/></p> <p>-Ramon's age <input type="text"/></p> <hr/> <p>mystery number <input type="text"/></p>	<p>2. Your age <input type="text"/></p> <p>+ 9 <input type="text"/></p> <p>x 2 <input type="text"/></p> <p>- 4 <input type="text"/></p> <p>÷ 2 <input type="text"/></p> <p>-Your age <input type="text"/></p> <hr/> <p>mystery number <input type="text"/></p>
<p>3. A friend's age <input type="text"/></p> <p>+ 9 <input type="text"/></p> <p>x 2 <input type="text"/></p> <p>- 4 <input type="text"/></p> <p>÷ 2 <input type="text"/></p> <p>-Your friend's a ge <input type="text"/></p> <hr/> <p>mystery number <input type="text"/></p>	<p>4. A friend's age <input type="text"/></p> <p>+ 9 <input type="text"/></p> <p>x 2 <input type="text"/></p> <p>- 4 <input type="text"/></p> <p>÷ 2 <input type="text"/></p> <p>-Your friend's a ge <input type="text"/></p> <hr/> <p>mystery number <input type="text"/></p>

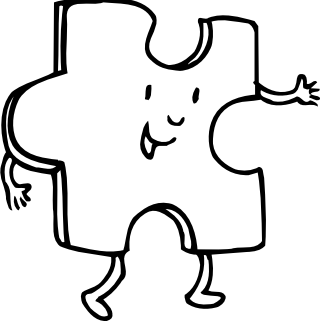
Solve problems that require two or more operations

Puzzle Squares


Name _____

Fill in the missing numbers to complete the squares.


1.

	-	3	=	
+				+
6				
=				=
14	-		=	7


2.

	+	6	=	13
-				+
=				=
4				+

3.

	x	9	=	
x				÷
6				
=				=
24	÷		=	6

4.


	x		=	
÷				÷
2				4
=				=
4	x	1	=	

Solve problems that require two or more operations

Order of Operations

Name _____

Do what is in the parentheses first.



$\begin{array}{l} (9 + 8) - 4 = \\ \swarrow \quad \searrow \\ 17 - 4 = \underline{13} \end{array}$	$\begin{array}{l} (6 \times 2) + (3 \times 4) = \\ \swarrow \quad \searrow \quad + \quad \swarrow \quad \searrow \\ 12 + 12 = \underline{24} \end{array}$
--	---

1. $(9 + 9) - 10 = \underline{\quad}$ $(6 + 8) + 9 = \underline{\quad}$ $(12 + 15) - 6 = \underline{\quad}$

2. $(25 + 13) - 19 = \underline{\quad}$ $(18 + 10) + 32 = \underline{\quad}$ $(36 + 45) - 38 = \underline{\quad}$

3. $(48 \div 6) \times 9 = \underline{\quad}$ $(57 \div 3) \times 2 = \underline{\quad}$ $(81 \div 9) \times 6 = \underline{\quad}$


4. $24 - (3 \times 2) = \underline{\quad}$ $15 + (9 \div 3) = \underline{\quad}$ $8 \times (6 + 6) = \underline{\quad}$

5. $(8 \times 4) - (7 + 9) = \underline{\quad}$ $(25 \div 5) + (3 \times 9) = \underline{\quad}$ $(36 - 24) \times (12 - 4) = \underline{\quad}$

Solve problems that require two or more operations

Peanut Butter and Jam

Name _____



1. Mrs. Chan made 100 jars of strawberry jam. She sold one dozen jars each day last week. How many jars does she have left?

_____ jars

Circle the operations you used to solve the problem.

add

subtract

multiply

divide

2. Mrs. Lee plans to make 21 jars of peanut butter. It takes 6 cups of peanuts to make each jar. She has 80 cups of peanuts. How many more cups does she need to buy?

_____ cups

Circle the operations you used to solve the problem.

add

subtract

multiply

divide

3. Mr. Carson made sandwiches for his scout troop. He used 2 spoonfuls of peanut butter and 3 spoonfuls of jam for each sandwich. How many spoonfuls of peanut butter and jam did he use for 18 sandwiches? There were 6 boys in the troop. How many sandwiches did each boy get?

_____ spoonfuls of peanut butter

_____ spoonfuls of jam

_____ sandwiches for each boy

Circle the operations you used to solve the problem.

add

subtract


multiply

divide

Solve problems that require two or more operations

Popcorn

Name _____



Wilbur is in charge of making popcorn for the school fair. Help him solve these problems.

1. Wilbur bought 9 bags of kernels. There are 8 scoops of kernels in each bag. Each scoop of kernels makes 4 cups of popped corn. How many cups of popped corn can he make?

_____ cups

Circle the operations you used to solve the problem.

add

subtract

multiply

divide

-
2. Each bag of kernels costs \$2.00. How much change will Wilbur get back from a \$20.00 bill?

Hint: Don't forget how many bags of kernels he bought.

_____ change

Circle the operations you used to solve the problem.

add

subtract

multiply

divide

-
3. Wilbur's popcorn popper can pop 2 scoops of kernels at a time. How many batches will he need to cook to pop all of the bags of kernels he bought?

Hint: Remember how many scoops of kernels he has.

_____ batches

Circle the operations you used to solve the problem.

add

subtract

multiply

divide

Solve problems that require two or more operations

Name _____

Math Test

Fill in the circle next to the correct answer.

1. $(2 \times 2) + 8 =$ _____

- (A) 10
- (B) 18
- (C) 12
- (D) 32

2. $(18 - 9) + 7 =$ _____

- (A) 16
- (B) 34
- (C) 63
- (D) 66

3. $(6 \times 8) - 18 =$ _____

- (A) 20
- (B) 30
- (C) 38
- (D) 66

4. $(81 \div 9) \times 4 =$ _____

- (A) 15
- (B) 36
- (C) 72
- (D) 76

5. $(64 \div 8) + 36 =$ _____

- (A) 38
- (B) 40
- (C) 44
- (D) 82

6. $(25 \div 5) + (7 + 9) =$ _____

- (A) 21
- (B) 40
- (C) 41
- (D) 68

7. $(8 \times 6) - (4 \times 5) =$ _____

- (A) 24
- (B) 26
- (C) 28
- (D) 39

8. Which one has the largest answer?

- (A) $(6 \times 0) + (5 \times 1)$
- (B) $(5 \times 3) - (3 \times 2)$
- (C) $(12 \div 6) + (12 \div 2)$
- (D) $(2 \times 8) - (8 \times 2)$

9. Kim bought a camera for \$18 and 2 rolls of film for \$3 each. How much did she spend in all?

- (A) \$20
- (B) \$21
- (C) \$24
- (D) \$27

10. Jill had \$40 to fix her old bike. New tires cost \$21. A bell cost \$5. How much money did she have left?



- (A) \$12
- (B) \$14
- (C) \$16
- (D) \$66

Solve problems that require two or more operations

Teammates

Name _____

Write the players' numbers on the correct team.



Team 1
(numbers nearer 500)




Team 2
(numbers nearer 400)

Make reasonable estimates when computing

Rounding Review

Name _____


Round the numbers to the nearest place named on each chart.



Make reasonable estimates when computing

Make an Estimate

Name _____



To **estimate** the sum or difference, first round the numbers and then add or subtract.

$$\begin{array}{r} 19 \longrightarrow 20 \text{ (round up)} \\ + 43 \longrightarrow + 40 \text{ (round down)} \\ \hline 60 \text{ (the sum is about 60)} \end{array}$$

$$\begin{array}{r} 528 \longrightarrow 500 \text{ (round down)} \\ - 372 \longrightarrow - 400 \text{ (round up)} \\ \hline 100 \text{ (the difference is about 100)} \end{array}$$

1. Round to the nearest **ten**, and then add or subtract.

$$\begin{array}{r} 78 \longrightarrow 80 \\ - 31 \longrightarrow - 30 \\ \hline 50 \end{array}$$

$$\begin{array}{r} 28 \\ + 41 \\ \hline \end{array}$$

$$\begin{array}{r} 56 \\ - 15 \\ \hline \end{array}$$

2. Round to the nearest **hundred**, and then add or subtract.

$$\begin{array}{r} 427 \\ - 216 \\ \hline \end{array}$$

$$\begin{array}{r} 662 \\ + 347 \\ \hline \end{array}$$

$$\begin{array}{r} 866 \\ + 316 \\ \hline \end{array}$$

3. Round to the nearest **thousand**, and then add or subtract.

$$\begin{array}{r} 3,431 \\ + 2,199 \\ \hline \end{array}$$

$$\begin{array}{r} 5,863 \\ - 1,346 \\ \hline \end{array}$$

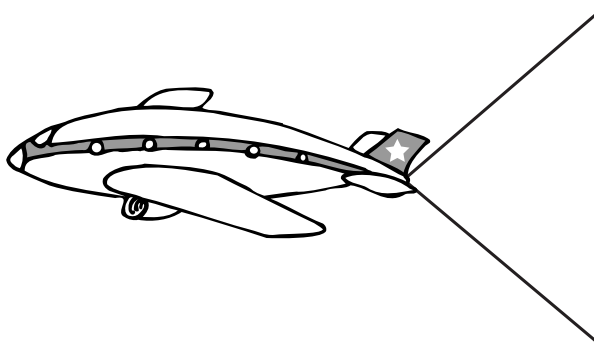
$$\begin{array}{r} 8,903 \\ - 4,565 \\ \hline \end{array}$$

Make reasonable estimates when computing

The Best Estimate

Name _____

Round the numbers and then add or subtract.
Circle your estimate. Then add or subtract to see how close
your estimate is to the actual answer.



$\begin{array}{r} 2,450 \\ + 5,831 \\ \hline \end{array}$	$\begin{array}{r} 2,000 \\ + 6,000 \\ \hline 8,000 \end{array}$
$\begin{array}{r} 7,000 \\ \textcircled{8,000} \\ 9,000 \end{array}$	

1.
$$\begin{array}{r} 3,892 \\ + 4,622 \\ \hline \end{array}$$

7,000
8,000
9,000

2.
$$\begin{array}{r} 5,381 \\ + 2,069 \\ \hline \end{array}$$

6,000
7,000
8,000

3.
$$\begin{array}{r} 6,216 \\ - 3,922 \\ \hline \end{array}$$

2,000
3,000
4,000

4.
$$\begin{array}{r} 6,793 \\ - 4,236 \\ \hline \end{array}$$

2,000
3,000
4,000

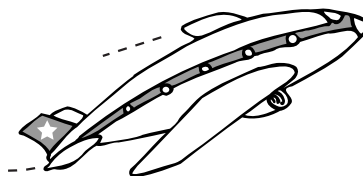
5.
$$\begin{array}{r} 7,126 \\ + 1,985 \\ \hline \end{array}$$

7,000
8,000
9,000

6.
$$\begin{array}{r} 9,060 \\ - 5,732 \\ \hline \end{array}$$

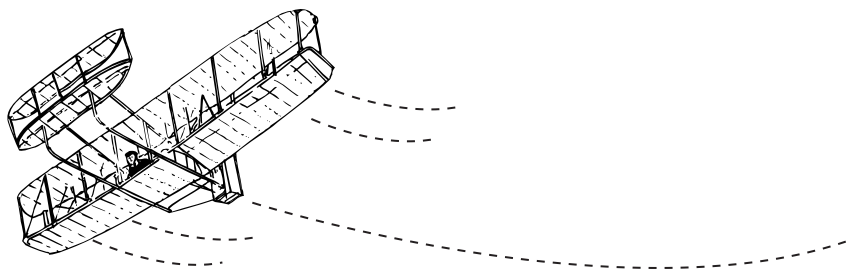
1,000
2,000
3,000

Make reasonable estimates when computing



Man Takes Flight!

Name _____



The Wright brothers made four flights in their new flying machine. The shortest flight was 120 feet (37 meters) long. The longest flight was 852 feet (260 meters) long.

Make the best estimate for each problem. Show your work.

1. How much farther, in feet, was the longest flight than the shortest flight?

The difference was about _____ feet.

-
2. How much farther, in meters, was the longest flight than the shortest flight?

The difference was about _____ meters.

-
3. The Wright brothers' first successful flight was in 1903. Estimate how many years ago that flight took place.

The flight took place about _____ years ago.

Make reasonable estimates when computing

Name _____

Fill in the circle next to the correct answer.

1. Round 58 to the nearest ten.

(A) 50 (B) 60 (C) 80 (D) 100

2. Round 347 to the nearest ten.

(A) 300
(B) 350
(C) 400
(D) none of the above

3. Round 5,863 to the nearest hundred.

(A) 5,000
(B) 5,950
(C) 5,900
(D) none of the above

4. Round 1,346 to the nearest thousand.

(A) 1,000
(B) 1,300
(C) 1,500
(D) 2,000

5. Find the best estimate.

$$28 + 11 = \underline{\hspace{2cm}}$$

(A) 10
(B) 30
(C) 40
(D) none of the above

6. Find the best estimate.

$$79 - 41 = \underline{\hspace{2cm}}$$

(A) 30 (C) 60
(B) 40 (D) none of the above

7. Find the best estimate.

$$3,978 - 1,231 = \underline{\hspace{2cm}}$$

(A) 2,000
(B) 4,000
(C) 3,000
(D) 5,000

8. Find the best estimate.

$$6,208 + 2,643 = \underline{\hspace{2cm}}$$

(A) 2,000
(B) 3,000
(C) 8,000
(D) 9,000

9. Find the best estimate.

Snake A is 47 feet long.
Snake B is 166 feet long.
How much longer is Snake B than Snake A?

(A) about 80 feet
(B) about 170 feet
(C) about 150 feet
(D) about 250 feet

10. Find the best estimate.

Ann has 228 marbles.
Pete has 295 marbles.
How many do they have in all?

(A) about 100 marbles
(B) about 600 marbles
(C) about 300 marbles
(D) about 500 marbles

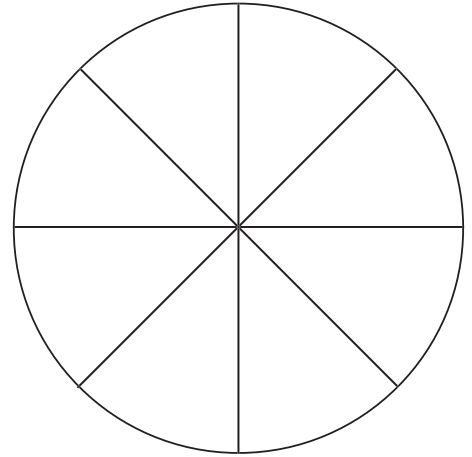
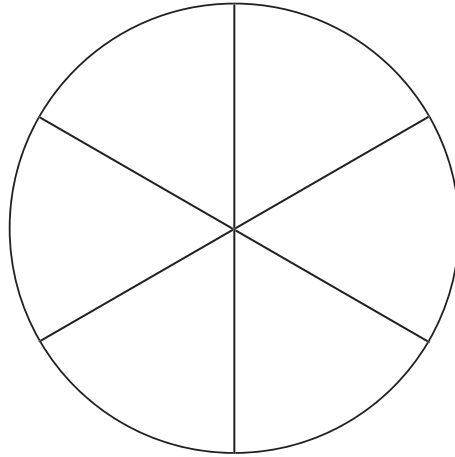
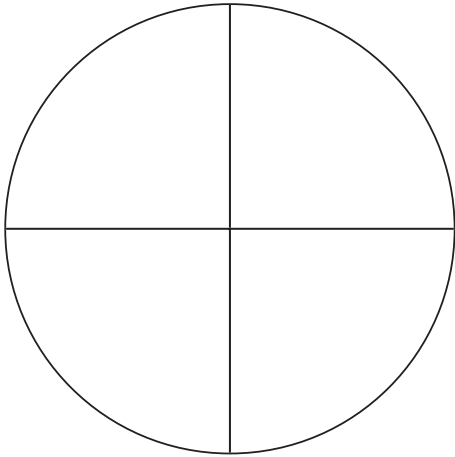
Make reasonable estimates when computing

Pizza Party

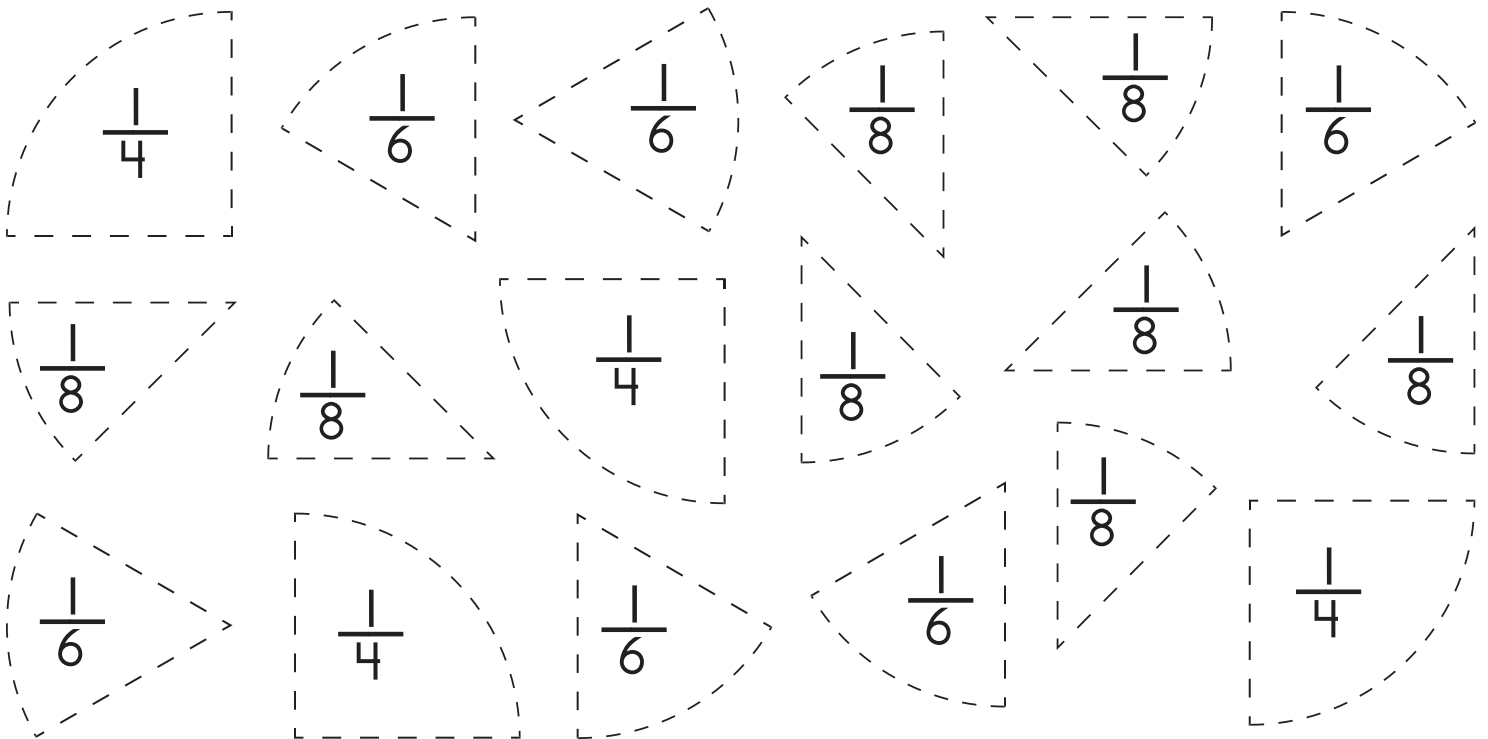


Name _____

Make three whole pizzas using the slices at the bottom of the page. Each pizza can be made using only one size of slice.



1. How many fourths are in a whole pizza? _____ fourths
2. How sixths are in a whole pizza? _____ sixths
3. How many eighths are in a whole pizza? _____ eighths

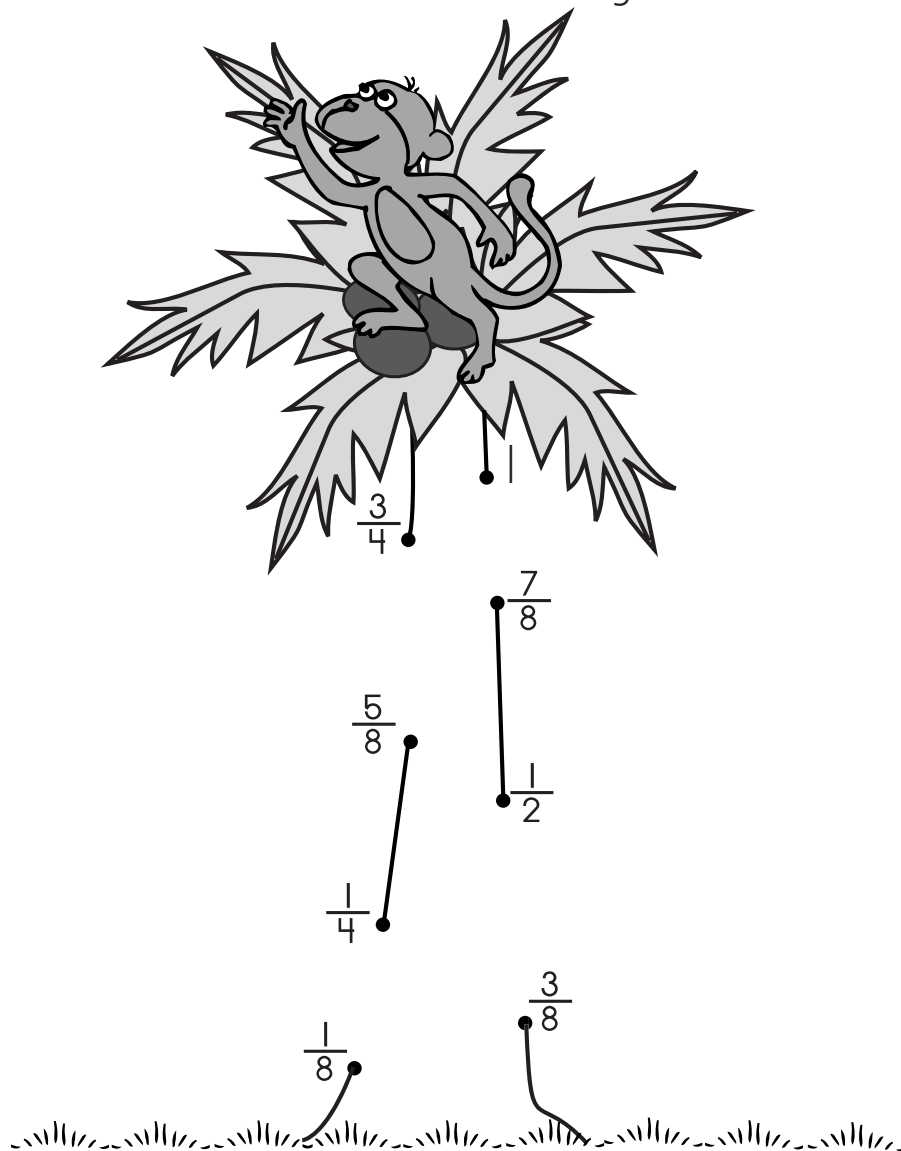


Identify and compare parts of a whole object and write equivalent fractions

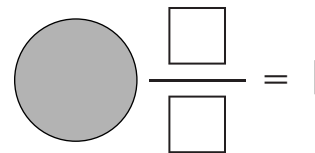
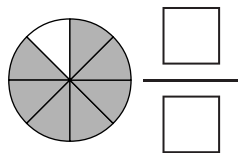
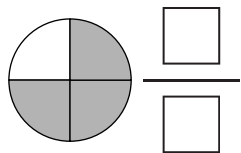
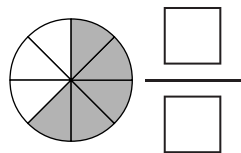
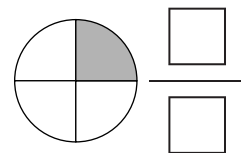
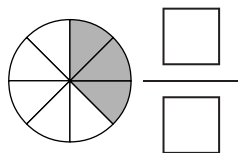
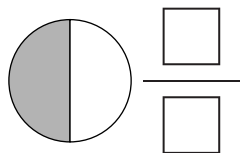
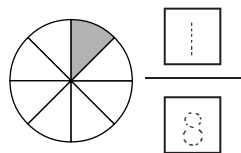
Monkey in a Coconut Tree

Name _____

Look at the fractions at the bottom of the page to help you complete the dot-to-dot. Connect the dots from the smallest fraction to the largest.

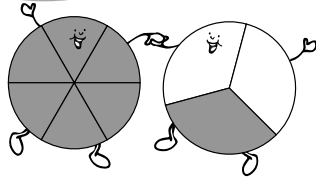


How much is shaded?



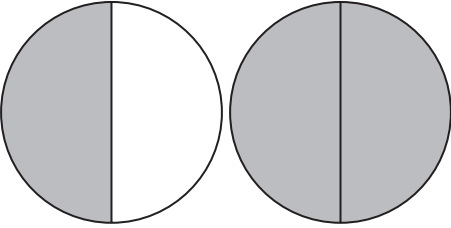
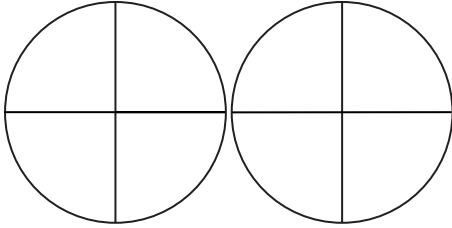
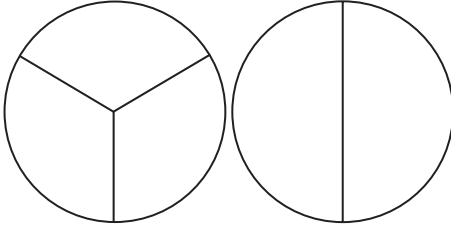
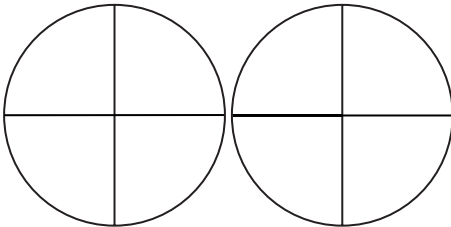
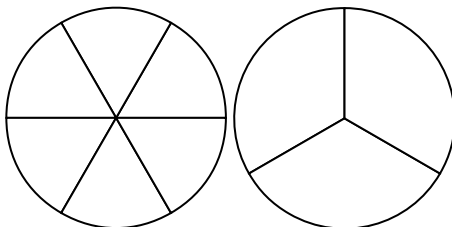
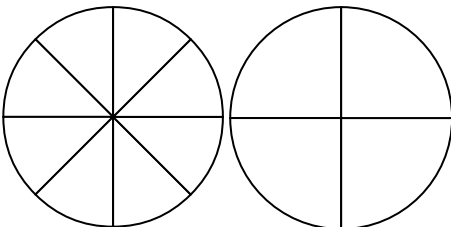
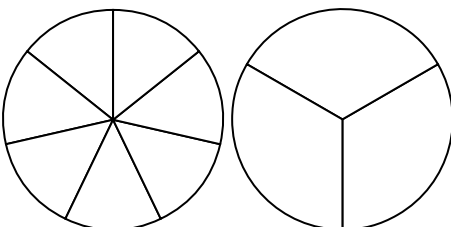
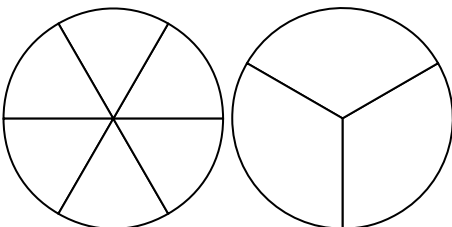
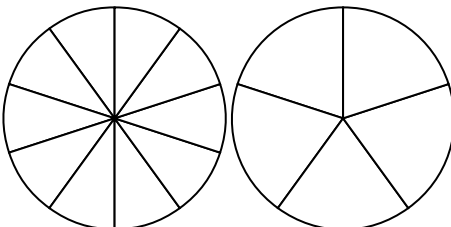
Identify and compare parts of a whole object and write equivalent fractions

Fraction Fun



Name _____

Shade in the fraction of each shape. Then circle the fraction that is larger.


<p>1.</p>  <p>$\frac{1}{2}$ $\frac{2}{2}$</p>	<p>2.</p>  <p>$\frac{3}{4}$ $\frac{2}{4}$</p>	<p>3.</p>  <p>$\frac{1}{3}$ $\frac{1}{2}$</p>
<p>4.</p>  <p>$\frac{1}{4}$ $\frac{3}{4}$</p>	<p>5.</p>  <p>$\frac{3}{6}$ $\frac{1}{3}$</p>	<p>6.</p>  <p>$\frac{5}{8}$ $\frac{3}{4}$</p>
<p>7.</p>  <p>$\frac{3}{7}$ $\frac{1}{3}$</p>	<p>8.</p>  <p>$\frac{3}{6}$ $\frac{1}{3}$</p>	<p>9.</p>  <p>$\frac{6}{10}$ $\frac{4}{5}$</p>

Identify and compare parts of a whole object and write equivalent fractions

Equivalent Fractions

Name _____

Equivalent fractions are **equal**.



Write the missing numbers to name the fractions that equal the same amount.

<p>1.</p> $\frac{\boxed{1}}{\boxed{2}} = \frac{\boxed{2}}{\boxed{4}}$	<p>2.</p> $\frac{\boxed{}}{\boxed{}} = \frac{\boxed{}}{\boxed{}}$
<p>3.</p> $\frac{\boxed{}}{\boxed{}} = \frac{\boxed{}}{\boxed{}}$	<p>4.</p> $\frac{\boxed{}}{\boxed{}} = \frac{\boxed{}}{\boxed{}}$
<p>5.</p> $\frac{\boxed{}}{\boxed{}} = \frac{\boxed{}}{\boxed{}}$	<p>6.</p> $\frac{\boxed{}}{\boxed{}} = \frac{\boxed{}}{\boxed{}}$

Identify and compare parts of a whole object and write equivalent fractions

Chocolate Pie

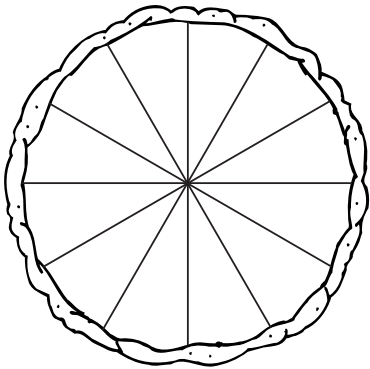
Name _____

The chocolate pie was cut into twelve equal pieces.



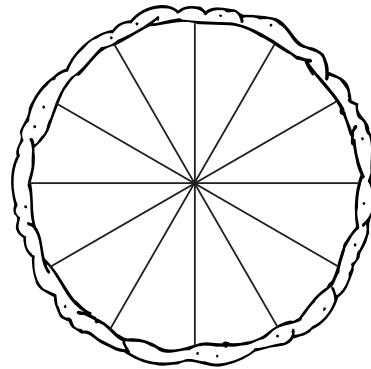
Look at the pie. Answer the questions.

1. Arturo ate $\frac{1}{3}$ of the chocolate pie. How many pieces did he eat?



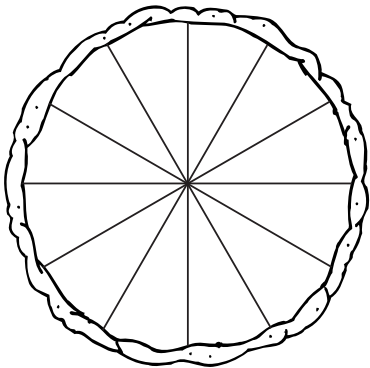
_____ pieces

2. Then Megan ate $\frac{1}{6}$ of the pie. How many pieces did she eat?



_____ pieces

3. Then Elvin ate $\frac{1}{4}$ of the pie. How many pieces did he eat?



_____ pieces

4. How many pieces of the pie are left?

_____ pieces

What fraction of the pie is left?

—

Identify and compare parts of a whole object and write equivalent fractions

Name _____

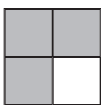
Fill in the circle next to the correct answer.

1. How many equal parts are there?




- (A) 1 (B) 3 (C) 6 (D) 8

2. How many shaded parts are there?




- (A) 2 (B) 3 (C) 4 (D) 6

3. Find the fraction.




- (A) $\frac{1}{3}$ (B) $\frac{2}{3}$ (C) $\frac{2}{4}$ (D) $\frac{1}{8}$

4. Find the fraction.



- (A) $\frac{2}{5}$ (B) $\frac{1}{8}$ (C) $\frac{3}{8}$ (D) $\frac{1}{2}$

5. Find the fraction.



- (A) $\frac{3}{4}$ (B) $\frac{3}{8}$ (C) $\frac{3}{5}$ (D) $\frac{3}{6}$

6. Which fraction is larger than $\frac{1}{3}$?

- (A) $\frac{1}{2}$
 (B) $\frac{1}{4}$
 (C) $\frac{1}{8}$
 (D) none of the above

7. Which fraction is less than $\frac{1}{4}$?

- (A) $\frac{1}{2}$
 (B) $\frac{1}{3}$
 (C) $\frac{1}{8}$
 (D) none of the above

8. Which fraction is equal to $\frac{1}{2}$?

- (A) $\frac{2}{3}$
 (B) $\frac{2}{4}$
 (C) $\frac{1}{5}$
 (D) none of the above

9. Which fraction is equal to $\frac{1}{4}$?

- (A) $\frac{1}{2}$
 (B) $\frac{1}{3}$
 (C) $\frac{2}{5}$
 (D) none of the above

10. Millie had a chocolate bar. She gave $\frac{1}{4}$ of the candy bar to her sister. How much did she have left?

- (A) $\frac{1}{4}$
 (B) $\frac{1}{2}$
 (C) $\frac{2}{4}$
 (D) $\frac{3}{4}$

Identify and compare parts of a whole object and write equivalent fractions

Pet Fish

Name _____


Draw 12 fish in the bowl. Use the key to color them.

Key

$\frac{1}{2}$ red with black dots

$\frac{1}{3}$ yellow with green stripes

$\frac{1}{6}$ purple with orange fins



Identify and compare parts of a set of objects and write equivalent fractions


Buried Treasure

Name _____


While looking for ancient dinosaur bones in Peru, Professor Wilson discovered an old chest containing 20 bags of gold coins.

The shaded part shows how much gold went to each person or place listed below. Write the fraction for each amount.


1. Professor Wilson


$$\frac{\square}{\square}$$


2. Professor Wilson's crew


$$\frac{\square}{\square}$$

3. Government of Peru


$$\frac{\square}{\square}$$


4. Professor Wilson's University


$$\frac{\square}{\square}$$

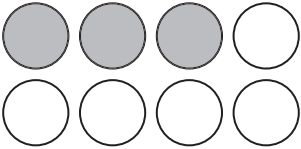
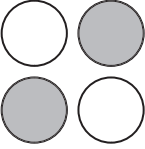
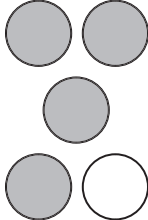



Identify and compare parts of a set of objects and write equivalent fractions

Name the Fraction




Name _____



Write a fraction for each shaded part.

<p>1.</p>  $\frac{\boxed{3}}{\boxed{8}}$	<p>2.</p>  $\frac{\boxed{}}{\boxed{}}$	<p>3.</p>  $\frac{\boxed{}}{\boxed{}}$	<p>4.</p>  $\frac{\boxed{}}{\boxed{}}$	<p>5.</p>  $\frac{\boxed{}}{\boxed{}}$	<p>6.</p>  $\frac{\boxed{}}{\boxed{}}$
---	---	---	--	--	--

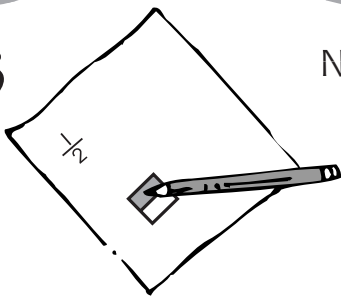
Shade in parts to show the fraction.

<p>7.</p>  $\frac{2}{6}$	<p>8.</p>  $\frac{8}{12}$	<p>9.</p>  $\frac{5}{15}$
---	--	--

Identify and compare parts of a set of objects and write equivalent fractions


Write Fractions Two Ways

Name _____



Draw a model if you need help.

1. $\frac{1}{2} = \frac{\boxed{3}}{6}$



2. $\frac{1}{4} = \frac{\boxed{}}{8}$

3. $\frac{1}{2} = \frac{\boxed{}}{4}$

4. $\frac{2}{4} = \frac{\boxed{}}{8}$

5. $\frac{3}{6} = \frac{\boxed{}}{12}$

6. $\frac{2}{3} = \frac{\boxed{}}{6}$

7. $\frac{4}{5} = \frac{\boxed{}}{10}$

8. $\frac{1}{3} = \frac{\boxed{}}{9}$

Identify and compare parts of a set of objects and write equivalent fractions

How Many?

Name _____

Draw a picture to show your answer.

1. Ken had 10 jelly beans. He gave $\frac{1}{2}$ of them to his friend Ben. How many jelly beans did he give Ben?

$$\frac{1}{2} \text{ of } 10 = \underline{\hspace{2cm}}$$

2. Kim checked out 5 books from the library. She gave $\frac{2}{5}$ of the books to her sister. How many books were for her sister?

$$\frac{2}{5} \text{ of } 5 = \underline{\hspace{2cm}}$$

3. Mother made 12 cookies. She sent $\frac{2}{3}$ of the cookies to Grandma. How many cookies did she send Grandma?

$$\frac{2}{3} \text{ of } 12 = \underline{\hspace{2cm}}$$

4. Pete found 8 marbles. He gave $\frac{1}{4}$ of the marbles to his sister. How many marbles did he give her?

$$\frac{1}{4} \text{ of } 8 = \underline{\hspace{2cm}}$$

5. 

Write a question about this fraction. Then show your answer.


Identify and compare parts of a set of objects and write equivalent fractions

Name _____

Math Test

Fill in the circle next to the correct answer.

1. How is this set of apples divided?



- (A) in half
(B) in fourths
(C) in sixths
(D) in thirds

2. Find the number for $\frac{2}{3}$ of the stars.



- (A) 2 (B) 6 (C) 4 (D) 3

3. Find the number for $\frac{1}{5}$ of the fish.



- (A) 2 (B) 3 (C) 5 (D) 8

4. Find the number for $\frac{3}{4}$ of the hearts.



- (A) 2 (B) 4 (C) 6 (D) 8

5. Find the fraction that names the black dots.



- (A) $\frac{2}{3}$ (B) $\frac{1}{3}$ (C) $\frac{1}{2}$ (D) $\frac{2}{4}$

6. Find the fraction that names the shaded circles.



- (A) $\frac{1}{9}$ (B) $\frac{1}{3}$ (C) $\frac{2}{3}$ (D) $\frac{2}{9}$

7. Find the fraction that names the shaded stars.



- (A) $\frac{1}{8}$ (B) $\frac{1}{10}$ (C) $\frac{8}{10}$ (D) $\frac{2}{9}$

8. Find the set that has $\frac{1}{4}$ shaded.



9. Ben had 10 cookies. His dog ate half of them. How many cookies did the dog eat?

- (A) 2 (B) 3 (C) 4 (D) 5


10. There were 12 bananas. A monkey ate $\frac{1}{4}$ of them. How many bananas did the monkey eat?

- (A) 2 (B) 3 (C) 4 (D) 6

Identify and compare parts of a set of objects and write equivalent fractions

Whole, Fraction, Decimal

Name _____



Match.

4

$\frac{2}{8}$

9

0.5

$\frac{5}{10}$

0.3

$\frac{6}{12}$

0.9

7

1.6

$\frac{4}{8}$

5

$\frac{2}{10}$

0.2

$\frac{4}{12}$

1.25

whole number

fraction

decimal

Show an understanding of the relationship between whole numbers, fractions, and decimals

Great-grandmother's Quilt

Name _____

Color the spaces to complete the quilt.

Key

decimals—red
 whole numbers—blue
 fractions—yellow



6	0.6	$\frac{1}{2}$	$\frac{1}{5}$	0.3	5
$\frac{4}{12}$ 1.8	11	20 $\frac{1}{4}$	16 $\frac{1}{6}$	13	$\frac{4}{8}$ 1.4
1 $\frac{6}{8}$	1.2	$\frac{2}{3}$ 26	19 $\frac{3}{4}$	0.9	7 $\frac{5}{10}$
0.2	14	$\frac{2}{4}$	$\frac{3}{5}$	20	0.7
$\frac{2}{12}$ 10	0.1	14 $\frac{5}{6}$	30 $\frac{8}{10}$	1.3	$\frac{1}{8}$ 9
3.5 $\frac{4}{6}$	8	$\frac{6}{12}$ 29	4 $\frac{4}{8}$	12	2.6 $\frac{2}{5}$
2	0.4	$\frac{1}{10}$	$\frac{3}{6}$	1.9	3


Show an understanding of the relationship between whole numbers, fractions, and decimals

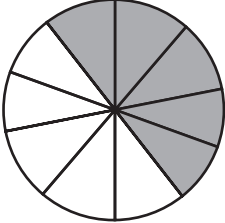
Parts of 10

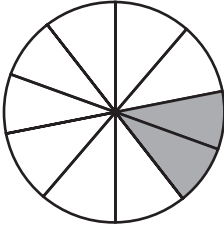
Name _____


Each shape below has 10 parts. Each part is $\frac{1}{10}$.
The decimal **0.1** is another way to write this.


Write the fraction and the decimal for the shaded part of each shape.

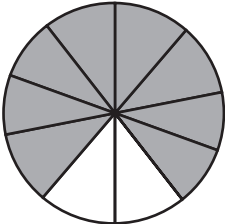
1.  $\frac{\boxed{1}}{\boxed{10}}$ 0.1

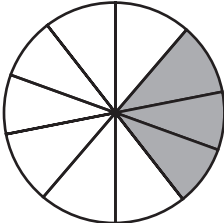
2.  $\frac{\boxed{\quad}}{\boxed{\quad}}$ _____


3.  $\frac{\boxed{\quad}}{\boxed{\quad}}$ _____

4.  $\frac{\boxed{\quad}}{\boxed{\quad}}$ _____

5.  $\frac{\boxed{\quad}}{\boxed{\quad}}$ _____

6.  $\frac{\boxed{\quad}}{\boxed{\quad}}$ _____

7.  $\frac{\boxed{\quad}}{\boxed{\quad}}$ _____

8.  $\frac{\boxed{\quad}}{\boxed{\quad}}$ _____

Show an understanding of the relationship between whole numbers, fractions, and decimals


Name It!


Name _____


Fractions and decimals are both ways we name parts of a set of objects.





Write the fraction and the decimal name for each of these.


1.  $\frac{\square}{\square}$ _____


2.  $\frac{\square}{\square}$ _____

3.  $\frac{\square}{\square}$ _____

4.  $\frac{\square}{\square}$ _____

5.  $\frac{\square}{\square}$ _____

6.  $\frac{\square}{\square}$ _____

7.  $\frac{\square}{\square} = \underline{\hspace{1cm}} = \text{one whole}$

Show an understanding of the relationship between whole numbers, fractions, and decimals

What Does It Mean?


Name _____

A dollar has the same value as 100 cents.
You can show how much money you have in whole numbers, in fractions, or with a decimal point.

$$1 \text{ cent} = \frac{1}{100} \text{ of a dollar or } \$0.01$$

$$10 \text{ cents} = \frac{10}{100} \text{ of a dollar or } \$0.10$$

$$100 \text{ cents} = 1 \text{ whole dollar or } \$1.00$$



Fill in the missing numbers on the chart.

whole number	fraction	decimal
4 cents	$\frac{4}{100}$	\$0.04
12 cents		
25 cents		
100 cents		
7 cents		
83 cents		
30 cents		
2 cents		
99 cents		

Show an understanding of the relationship between whole numbers, fractions, and decimals

Name _____

Math Test

Fill in the circle next to the correct answer.

1. Find the whole number.

- Ⓐ $\frac{3}{4}$
- Ⓑ 0.8
- Ⓒ 5
- Ⓓ 1.2

2. Find the decimal.

- Ⓐ 9
- Ⓑ 0.9
- Ⓒ $\frac{3}{10}$
- Ⓓ 12

3. $\frac{2}{100}$ is a _____.

- Ⓐ decimal
- Ⓑ whole number
- Ⓒ fraction
- Ⓓ none of the above

4. 1.7 is a _____.

- Ⓐ decimal
- Ⓑ whole number
- Ⓒ fraction
- Ⓓ none of the above

5. Find the decimal that equals $\frac{6}{10}$.

- Ⓐ 6.0
- Ⓑ 6
- Ⓒ 0.06
- Ⓓ 0.6

6. The decimal 0.8 equals which fraction?

- Ⓐ $\frac{8}{100}$
- Ⓑ $\frac{8}{10}$
- Ⓒ 8
- Ⓓ none of the above

7. Find the decimal that shows 100 cents.

- Ⓐ \$10.00
- Ⓑ \$10.0
- Ⓒ \$1.00
- Ⓓ \$1.000

8. Find the numbers that are NOT equal.

- Ⓐ $\frac{5}{10} = 0.5$
- Ⓑ $\frac{8}{100} = 0.08$
- Ⓒ $\frac{6}{10} = 0.06$
- Ⓓ $\frac{9}{10} = 0.9$

9. Sam had 10 fish. He gave 0.5 of the fish to his sister. How many fish did he have left?

- Ⓐ 2
- Ⓑ 3
- Ⓒ 4
- Ⓓ 5

10. Sasha has 10 pennies. If she spends $\frac{8}{10}$ of the pennies, how many will she have left?

- Ⓐ 2
- Ⓑ 4
- Ⓒ 6
- Ⓓ 8

Show an understanding of the relationship between whole numbers, fractions, and decimals



Parts of a Fraction

Name _____

A fraction has two parts: $\frac{3}{4}$ numerator
4 denominator

The **numerator** shows how many parts of the whole are being counted.
The **denominator** shows how many parts the whole is divided into.

Color the boxes with fractions that have like denominators to lead each frog to the pond.



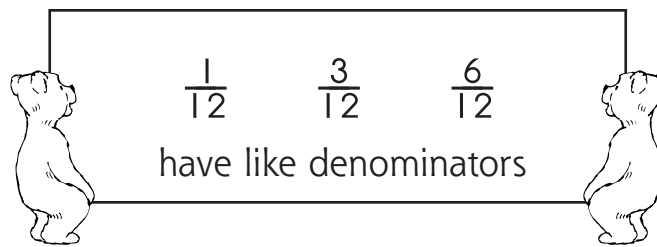
$\frac{1}{10}$	$\frac{3}{4}$	$\frac{2}{6}$	$\frac{5}{8}$	$\frac{2}{4}$	$\frac{1}{12}$	$\frac{2}{3}$	$\frac{1}{6}$
$\frac{4}{10}$	$\frac{6}{10}$	$\frac{2}{5}$	$\frac{2}{8}$	$\frac{3}{6}$	$\frac{4}{12}$	$\frac{6}{12}$	$\frac{3}{12}$
$\frac{1}{4}$	$\frac{2}{10}$	$\frac{7}{10}$	$\frac{6}{8}$	$\frac{4}{8}$	$\frac{3}{15}$	$\frac{4}{9}$	$\frac{8}{12}$
$\frac{3}{5}$	$\frac{2}{6}$	$\frac{3}{10}$	$\frac{5}{10}$	$\frac{3}{8}$	$\frac{2}{8}$	$\frac{9}{12}$	$\frac{7}{12}$
$\frac{2}{7}$	$\frac{1}{3}$	$\frac{5}{6}$	$\frac{8}{10}$	$\frac{1}{7}$	$\frac{7}{8}$	$\frac{5}{12}$	$\frac{6}{9}$
$\frac{5}{7}$	$\frac{10}{20}$	$\frac{4}{5}$	$\frac{9}{10}$	$\frac{6}{10}$			

Add and subtract simple fractions

Like Denominators

Name _____

When two or more fractions have the same denominator, we say they have **like denominators**.



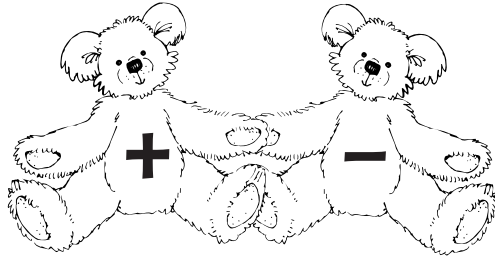
Draw a line to match the fractions with like denominators.

$\frac{3}{4}$	$\frac{2}{7}$	$\frac{3}{3}$
$\frac{5}{8}$	$\frac{3}{8}$	$\frac{2}{4}$
$\frac{2}{6}$	$\frac{2}{3}$	$\frac{1}{7}$
$\frac{1}{3}$	$\frac{1}{4}$	$\frac{2}{5}$
$\frac{9}{10}$	$\frac{3}{10}$	$\frac{1}{9}$
$\frac{3}{5}$	$\frac{4}{5}$	$\frac{3}{6}$
$\frac{4}{9}$	$\frac{5}{6}$	$\frac{6}{8}$
$\frac{6}{7}$	$\frac{2}{9}$	$\frac{5}{10}$

Add and subtract simple fractions

Add and Subtract Fractions

Name _____



To add or subtract fractions, the fractions must have like denominators.

$\frac{1}{3} + \frac{1}{3} = \frac{1+1}{3} = \frac{2}{3}$	$\frac{7}{8} - \frac{5}{8} = \frac{7-5}{8} = \frac{2}{8}$
---	---

1. $\frac{3}{8} + \frac{2}{8} =$

4. $\frac{6}{10} + \frac{2}{10} =$

2. $\frac{4}{8} + \frac{1}{8} =$

5. $\frac{4}{5} - \frac{2}{5} =$

3. $\frac{9}{12} - \frac{3}{12} =$

6. $\frac{7}{10} - \frac{5}{10} =$

Add or subtract the numerator. Keep the denominator.

7.
$$\begin{array}{r} \frac{6}{8} \\ - \frac{2}{8} \\ \hline \frac{4}{8} \end{array}$$

$$\begin{array}{r} \frac{2}{5} \\ + \frac{1}{5} \\ \hline \end{array}$$

$$\begin{array}{r} \frac{4}{6} \\ + \frac{1}{6} \\ \hline \end{array}$$

$$\begin{array}{r} \frac{6}{12} \\ + \frac{5}{12} \\ \hline \end{array}$$

8.
$$\begin{array}{r} \frac{1}{2} \\ + \frac{1}{2} \\ \hline \end{array}$$

$$\begin{array}{r} \frac{1}{4} \\ + \frac{2}{4} \\ \hline \end{array}$$

$$\begin{array}{r} \frac{9}{15} \\ - \frac{6}{15} \\ \hline \end{array}$$

$$\begin{array}{r} \frac{11}{12} \\ - \frac{10}{12} \\ \hline \end{array}$$

Add and subtract simple fractions

How Much Is It?



Name _____

Add or subtract fractions first. Then add or subtract whole numbers to find the answer.

$$\begin{array}{r} 3\frac{1}{3} \\ + 2\frac{1}{3} \\ \hline 5\frac{2}{3} \end{array}$$

add the fractions $\frac{1}{3} + \frac{1}{3} = \frac{2}{3}$
then add the whole numbers $3 + 2 = 5$

1.

$5\frac{6}{8}$	$3\frac{2}{5}$	$5\frac{4}{6}$	$2\frac{1}{3}$	$9\frac{2}{4}$	$2\frac{3}{8}$
$- 2\frac{2}{8}$	$+ 4\frac{1}{5}$	$- 3\frac{1}{6}$	$+ 2\frac{1}{3}$	$- 6\frac{1}{4}$	$+ 7\frac{2}{8}$
<hr/>	<hr/>	<hr/>	<hr/>	<hr/>	<hr/>

2.

$9\frac{6}{8}$	$4\frac{6}{10}$	$8\frac{4}{8}$	$2\frac{2}{4}$	$9\frac{2}{3}$	$4\frac{3}{5}$
$- 3\frac{1}{8}$	$- 1\frac{2}{10}$	$+ 3\frac{1}{8}$	$+ 6\frac{1}{4}$	$- 6\frac{1}{3}$	$+ 3\frac{1}{5}$
<hr/>	<hr/>	<hr/>	<hr/>	<hr/>	<hr/>

3.

$10\frac{4}{5}$	$2\frac{8}{12}$	$1\frac{7}{10}$	$3\frac{6}{12}$	$7\frac{9}{15}$	$1\frac{7}{14}$
$- 2\frac{2}{5}$	$+ 5\frac{3}{12}$	$+ 3\frac{2}{10}$	$+ 7\frac{5}{12}$	$- 2\frac{6}{15}$	$+ 4\frac{3}{14}$
<hr/>	<hr/>	<hr/>	<hr/>	<hr/>	<hr/>

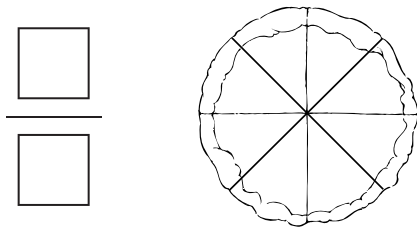
Add and subtract simple fractions

Two-Step Problems

Name _____

Solve the problems. Show your work.


- 1.** Mom baked a pie. She cut it into 8 equal pieces. Dad took $\frac{1}{8}$ of the pie in his lunch box. Then the family ate $\frac{4}{8}$ of the pie for dinner. What fraction of the pie was left?



- 2.** Kai had \$1.00 in dimes. He spent $\frac{3}{10}$ of his dimes on gum. Then he spent $\frac{5}{10}$ on a new pencil. What fraction of his dimes were left?



- 3.** Jamal had 10 model cars. He gave $\frac{1}{5}$ of the cars to his friend and $\frac{2}{5}$ of the cars to his brother. What fraction of his cars did he have left?



Add and subtract simple fractions

Name _____

Math Test

Fill in the circle next to the correct answer.

1. Name the numerator in $\frac{3}{6}$.

- (A) 1
- (B) 3
- (C) 6
- (D) none of the above

2. Name the denominator in $\frac{2}{8}$.

- (A) 2
- (B) 4
- (C) 8
- (D) none of the above

3. Find the like denominator in these fractions:

$$\frac{3}{6} \quad \frac{1}{6} \quad \frac{5}{6}$$

- (A) 1
- (B) 3
- (C) 5
- (D) 6

4. $\frac{4}{8} + \frac{3}{8} =$ _____

- (A) $\frac{1}{8}$
- (B) $\frac{7}{8}$
- (C) $\frac{7}{16}$
- (D) none of the above

5. $\frac{6}{10} - \frac{3}{10} =$ _____

- (A) $\frac{1}{10}$
- (B) $\frac{3}{10}$
- (C) $\frac{8}{10}$
- (D) $\frac{9}{10}$

6. Which number sentence is correct?

- (A) $\frac{2}{4} + \frac{1}{4} = \frac{3}{8}$
- (B) $\frac{2}{3} + \frac{1}{3} = \frac{3}{6}$
- (C) $\frac{6}{8} - \frac{4}{8} = \frac{2}{8}$
- (D) $\frac{5}{6} - \frac{2}{6} = \frac{2}{6}$

7. Which number sentence is NOT correct?

- (A) $\frac{5}{10} + \frac{4}{10} = \frac{9}{10}$
- (B) $\frac{6}{12} - \frac{2}{12} = \frac{8}{12}$
- (C) $\frac{4}{5} - \frac{1}{5} = \frac{3}{5}$
- (D) $\frac{2}{8} + \frac{4}{8} = \frac{6}{8}$

8. How should this problem be solved?

$$\frac{4}{12} + \frac{6}{12} =$$

- (A) add the numerators, keep the denominator
- (B) add the denominators, keep the numerator
- (C) subtract the numerators, keep the denominator
- (D) subtract the denominators, keep the numerator

9. How should this problem be solved?

$$\frac{9}{10} - \frac{6}{10} =$$

- (A) add the numerators, keep the denominator
- (B) add the denominators, keep the numerator
- (C) subtract the numerators, keep the denominator
- (D) subtract the denominators, keep the numerator

10. There was $\frac{6}{8}$ of a pizza in the refrigerator. Ralph ate $\frac{2}{8}$. How much pizza was left?










- (A) $\frac{2}{8}$
- (B) $\frac{4}{8}$
- (C) $\frac{6}{8}$
- (D) none of the above

Add and subtract simple fractions


Tic-Tac-Toe

Name _____

Make an **X** in the box if the sum is **more than** \$1.00.
 Make an **O** in the box if the sum is **less than** \$1.00.

Who won—**X** or **O**?



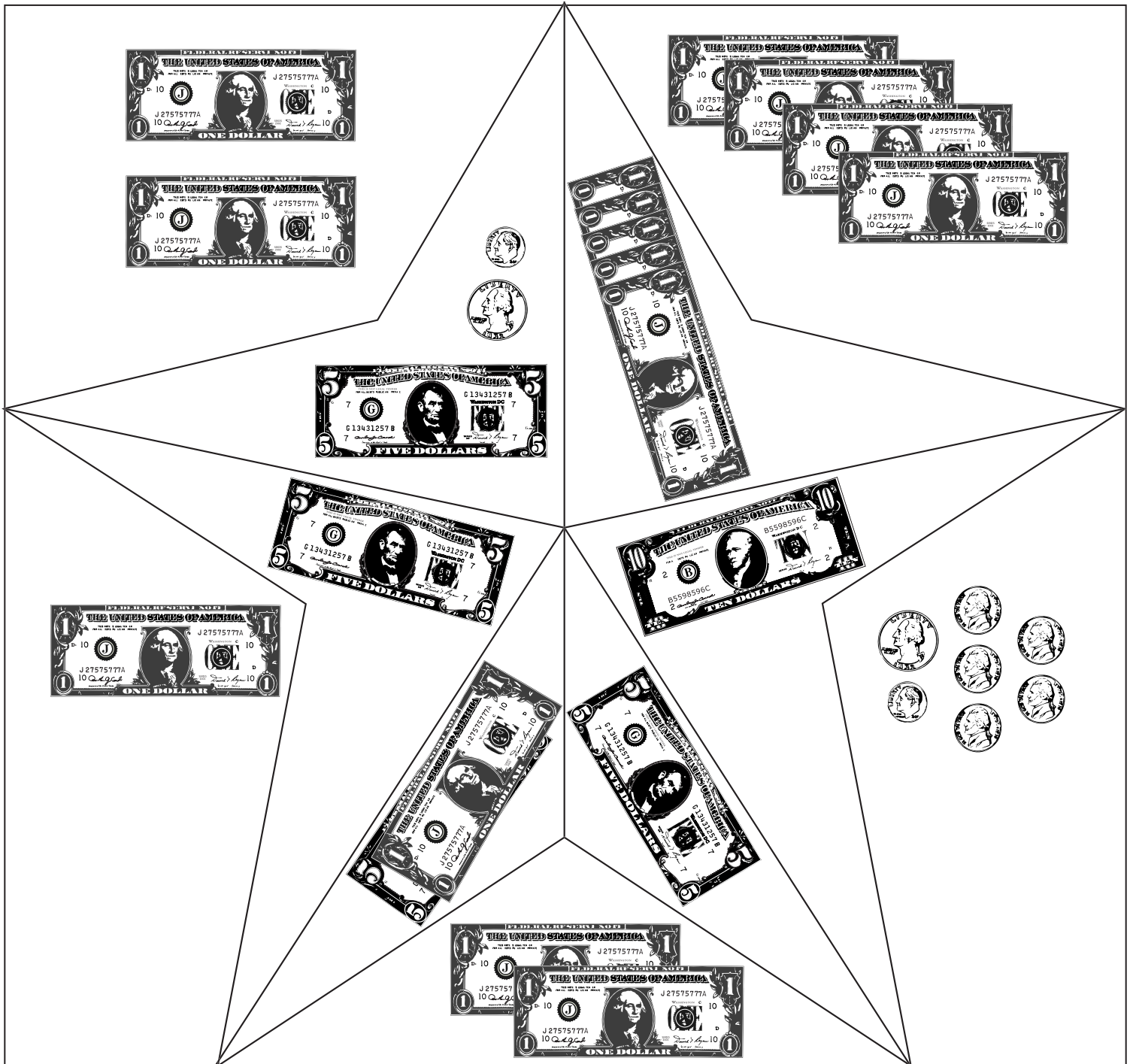
Find the value of coins and bills and write equivalent or greater amounts

A Colorful Star

Name _____

Color the spaces.


Key		
less than \$5.00	\$5.00	more than \$5.00
yellow	red	black



Find the value of coins and bills and write equivalent or greater amounts

Money Signs

Name _____



What is the value of the money?

1. $193¢ = \$$ 1.93

$310¢ = \$$ _____

$467¢ = \$$ _____

2. $986¢ = \$$ _____

$275¢ = \$$ _____

$1047¢ = \$$ _____



\$ _____



\$ _____



\$ _____



\$ _____



\$ _____



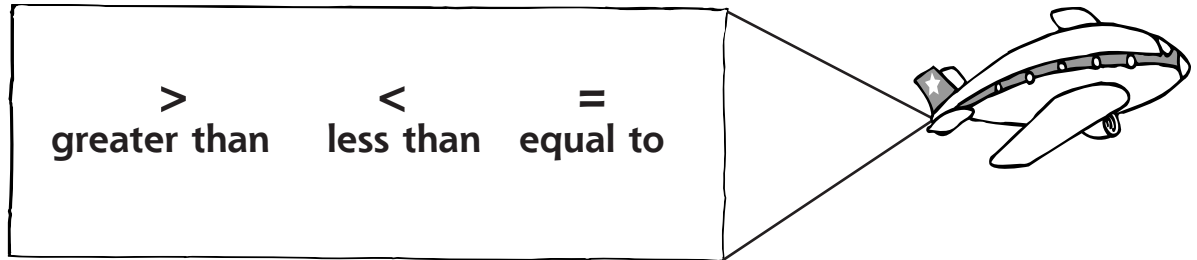
\$ _____

Find the value of coins and bills and write equivalent or greater amounts

Greater, Less Than, or Equal?

Name _____

Use these symbols to compare the value of sums of money.



<p>1.</p>	<p>2.</p>
<p>3.</p>	<p>4.</p>

5. 3 nickels ○ 2 dimes

5 nickels ○ 3 quarters

6. 1 quarter ○ 5 nickels

3 dimes ○ 3 quarters

7. 15 pennies ○ 5 nickels

9 dimes ○ 4 quarters

8. 1 dollar ○ 10 dimes


2 quarters ○ 6 nickels






Find the value of coins and bills and write equivalent or greater amounts

How Many Ways Can You Make \$1.00?

Name _____

Use this money table to help you figure out nine of the combinations of coins that can be put together to make exactly \$1.00.



Penny	Nickel	Dime	Quarter	Half-dollar	\$
					\$
100					=\$1.00
	5		3		=\$1.00

Find the value of coins and bills and write equivalent or greater amounts

Name _____

Math Test

Fill in the circle next to the correct answer.


- How many cents are in one dollar?
(A) 10
(B) 50
(C) 100
(D) 1,000
- How do you count quarters?
(A) count by 5s
(B) count by 2s
(C) count by 25s
(D) count by 10s
- What is the value of three half-dollars?
(A) \$0.75 (B) \$0.30 (C) \$1.00 (D) \$1.50
- Which coin has a value greater than 25¢?
(A) penny (C) dime
(B) half-dollar (D) nickel
- Which coins have a value less than 50¢?
(A) 2 quarters (C) 6 nickels
(B) 7 dimes (D) 3 quarters
- Which coins have a value greater than \$1.00?
(A) 7 nickels
(B) 5 dimes
(C) 1 half-dollar
(D) 5 quarters
- Which one could you buy if you had 3 dollars and 3 quarters?
(A) a shirt for \$6.75
(B) a purse for \$3.75
(C) a hat for \$3.99
(D) a belt for \$3.82
- Which one could you buy if you had 5 dollars, 6 dimes, and 8 nickels?
(A) a book for \$6.75
(B) a kite for \$6.10
(C) a hat for \$5.99
(D) a belt for \$7.82
- A ball costs \$3.85. You pay with a five-dollar bill. How much change should you get?
(A) \$1.05
(B) \$1.15
(C) \$2.25
(D) \$3.55
- A book costs \$6.39. You pay with a ten-dollar bill. How much change should you get?
(A) \$2.61
(B) \$3.49
(C) \$3.61
(D) \$4.01

Find the value of coins and bills and write equivalent or greater amounts

Banana Splits

Name _____



Draw each banana split. Find the cost.



Key

ice cream 60¢ per scoop
 banana..... 20¢ per slice
 chocolate sauce..... 15¢


whipping cream 24¢
 walnuts 18¢
 cherry 10¢ each



- 1 scoop ice cream
- chocolate sauce
- 2 slices banana
- 1 cherry

$$\begin{array}{r}
 \underline{\quad .60 \quad} \\
 \underline{\quad .15 \quad} \\
 \underline{\quad .40 \quad} \\
 + \underline{\quad .10 \quad} \\
 \hline
 \end{array}$$

cost \$ 1.25



- 1 scoop ice cream
- 1 slice banana
- whipping cream
- walnuts

$$\begin{array}{r}
 \underline{\quad \quad \quad} \\
 \underline{\quad \quad \quad} \\
 \underline{\quad \quad \quad} \\
 + \underline{\quad \quad \quad} \\
 \hline
 \end{array}$$

cost \$ _____



- 3 scoops ice cream
- 2 banana slices
- chocolate sauce
- whipping cream
- 3 cherries

$$\begin{array}{r}
 \underline{\quad \quad \quad} \\
 \underline{\quad \quad \quad} \\
 \underline{\quad \quad \quad} \\
 \underline{\quad \quad \quad} \\
 + \underline{\quad \quad \quad} \\
 \hline
 \end{array}$$



cost \$ _____

Add, subtract, multiply, divide, and solve problems using money amounts in decimal notation

Alex and Anna

Name _____

Alex and Anna recycled a bag of soda cans.

1. Alex got 3 s and 2 s for his cans.

While collecting cans, he found 4 s.

Alex has \$_____.



2. Anna got 4 s for her cans.

She bought an ice-cream cone for \$1.25 and a glass of milk for \$0.50.

Anna has \$_____ left.

3. Who has the most money? _____

How much more? \$_____

Show your work.

Add, subtract, multiply, divide, and solve problems using money amounts in decimal notation

Calculating with Money



Name _____

Add, subtract, multiply, and divide using a dollar sign and a decimal.

1.
$$\begin{array}{r} \$6.13 \\ + 3.60 \\ \hline \end{array}$$

$$\begin{array}{r} \$1.82 \\ + 4.16 \\ \hline \end{array}$$

$$\begin{array}{r} \$3.23 \\ + 5.79 \\ \hline \end{array}$$

$$\begin{array}{r} \$2.22 \\ + 9.84 \\ \hline \end{array}$$

$$\begin{array}{r} \$15.49 \\ + 11.25 \\ \hline \end{array}$$

2.
$$\begin{array}{r} \$6.59 \\ - 3.24 \\ \hline \end{array}$$

$$\begin{array}{r} \$8.73 \\ - 5.54 \\ \hline \end{array}$$

$$\begin{array}{r} \$5.45 \\ - 2.81 \\ \hline \end{array}$$

$$\begin{array}{r} \$9.20 \\ - 4.17 \\ \hline \end{array}$$

$$\begin{array}{r} \$26.59 \\ - 13.24 \\ \hline \end{array}$$

3.
$$\begin{array}{r} \$1.27 \\ \times \quad 2 \\ \hline \end{array}$$

$$\begin{array}{r} \$3.50 \\ \times \quad 6 \\ \hline \end{array}$$

$$\begin{array}{r} \$6.34 \\ \times \quad 4 \\ \hline \end{array}$$

$$\begin{array}{r} \$4.61 \\ \times \quad 5 \\ \hline \end{array}$$

$$\begin{array}{r} \$11.74 \\ \times \quad 3 \\ \hline \end{array}$$

4.
$$4 \overline{) \$4.80}$$

$$3 \overline{) \$6.93}$$

$$4 \overline{) \$12.48}$$


$$5 \overline{) \$10.55}$$

$$2 \overline{) \$14.76}$$

Add, subtract, multiply, divide, and solve problems using money amounts in decimal notation

Shopping for Rowdy

Name _____



1. Carlos bought 3 cans.



\$1.00 each

He paid \$ _____

Change from \$5.00? \$ _____

2. Carlos bought 3 bags.



\$1.50 each

He paid \$ _____

Change from \$5.00? \$ _____

3. Carlos bought 6 balls.




\$0.50 each

He paid \$ _____

Change from \$5.00? \$ _____

4. Carlos bought 4 chews.



\$0.98 each

He paid \$ _____

Change from \$5.00? \$ _____

5. Carlos bought 1 collar.




\$8.75 each

He paid \$ _____

Change from \$10.00? \$ _____

6. Carlos bought 2 dishes.



\$8.00 each

He paid \$ _____

Change from \$20.00? \$ _____

Add, subtract, multiply, divide, and solve problems using money amounts in decimal notation

Arturo's Budget


Name _____

Arturo earned:

Allowance \$5.00
Earned mowing lawns 10.00
Earned baby-sitting.....3.73
Collected aluminum cans 1.63
Sister paid back a loan2.75

Arturo spent:

School supplies
notebook \$1.15
pencil65
\$ _____
Bought birthday present
gift..... \$4.58
bow50
paper 1.05
card40
\$ _____
Ice cream
3 cones —
90 cents each
\$ _____
Put in savings account \$10.00



1. How much did Arturo earn? \$ _____
2. How much did Arturo spend in all? \$ _____
3. How much did he have left? \$ _____

Add, subtract, multiply, divide, and solve problems using money amounts in decimal notation

Name _____

Math Test

Fill in the circle next to the correct answer.

1. $\$6.13 + \$3.60 = \underline{\hspace{2cm}}$

- (A) \$3.73 (C) \$9.73
(B) \$6.73 (D) \$9.47

2. $\$5.45 - \$2.49 = \underline{\hspace{2cm}}$

- (A) \$2.96 (C) \$3.04
(B) \$7.89 (D) \$7.05

3. $\$3.50 \times 6 = \underline{\hspace{2cm}}$

- (A) \$18.00 (C) \$20.00
(B) \$21.00 (D) \$24.00

4. $4 \overline{) \$4.80}$

- (A) \$1.00
(B) \$1.20
(C) \$2.00
(D) \$2.20

5. $\$6.99 \div 3 = \underline{\hspace{2cm}}$

- (A) \$2.66
(B) \$3.66
(C) \$3.33
(D) \$2.33

6. A doughnut costs \$0.79. How much will 3 doughnuts cost?

- (A) \$23.7
(B) \$0.237
(C) \$2.37
(D) \$3.27

7. A marble costs \$0.18. How much will 9 marbles cost?

- (A) \$162.00
(B) \$0.162
(C) \$1.62
(D) \$16.20

8. If four candy bars cost \$4.48, how much does one cost?

- (A) \$1.12
(B) \$1.21
(C) \$2.24
(D) \$2.44

9. A toy car costs \$1.85. You pay with two one-dollar bills. How much change should you get?

- (A) \$0.05
(B) \$0.15
(C) \$0.25
(D) \$1.35

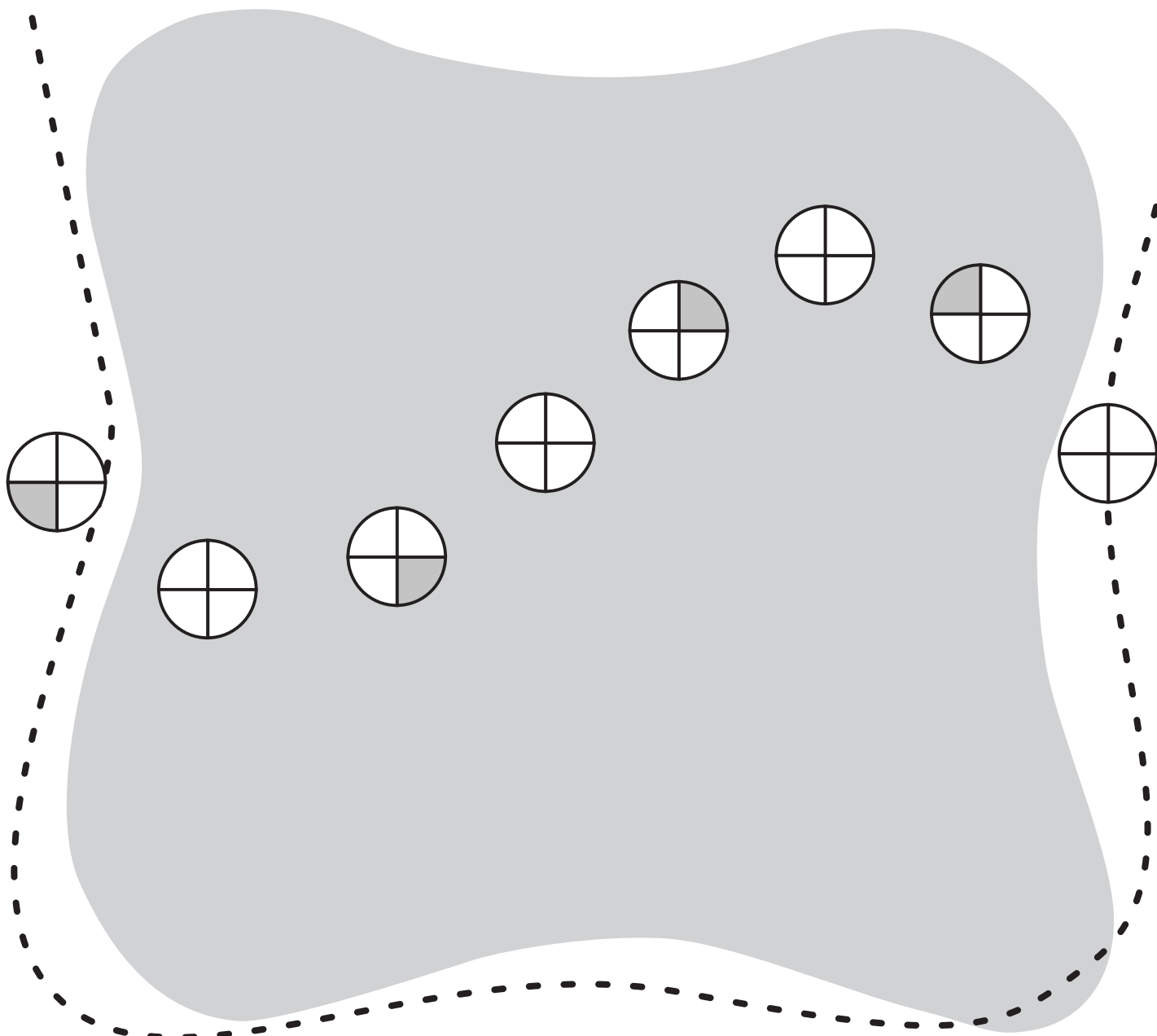
10. A ticket to the game costs \$6.25. If you pay with a ten-dollar bill, how much change should you get?

- (A) \$2.75
(B) \$3.50
(C) \$3.75
(D) \$4.25

Add, subtract, multiply, divide, and solve problems using money amounts in decimal notation

Algebra

- Analyze, describe, and extend linear patterns..... 144
- Select appropriate operations and relation symbols to make a number sentence true..... 150
- Recognize and use the commutative and associative properties of addition and multiplication..... 156
- Solve problems involving a functional relationship between two quantities..... 162



A Colorful Surprise

Name _____

Color the boxes containing multiples of 3 yellow.
Draw a red X on boxes containing multiples of 5.



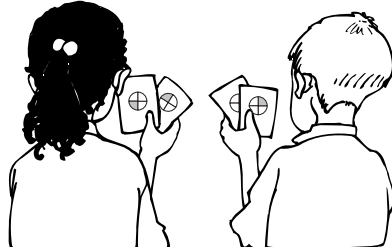
1	2	3	4	5	6	7	8	9	10
11	12	13	14	15	16	17	18	19	20
21	22	23	24	25	26	27	28	29	30
31	32	33	34	35	36	37	38	39	40
41	42	43	44	45	46	47	48	49	50
51	52	53	54	55	56	57	58	59	60
61	62	63	64	65	66	67	68	69	70
71	72	73	74	75	76	77	78	79	80
81	82	83	84	85	86	87	88	89	90
91	92	93	94	95	96	97	98	99	100

Describe the pattern you have made.

Analyze, describe, and extend linear patterns

Pattern Review

Name _____



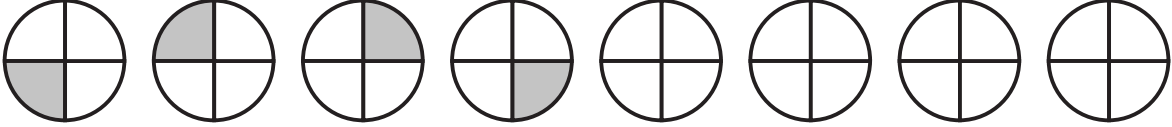
Continue each of these patterns.

1. A B B C _____

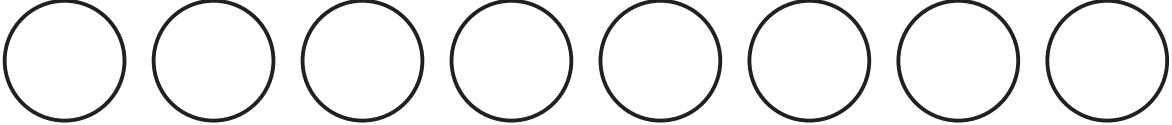
Now write a new pattern using letters.

2.  _____

Now draw a new pattern using shapes.

3. 


Now color a new pattern using the circles below.



Analyze, describe, and extend linear patterns

Pattern Puzzles

Name _____



Fill in the missing numbers to complete each pattern.

1. 36 38 40 _____ 44 _____ 48 _____

2. 85 90 _____ 105 110 _____

3. 3 6 7 10 11 _____ 15 18 _____ 22 _____

4. 60 70 65 75 _____ 80 75 _____ 80 90 _____

5. 1 2 4 7 11 _____ 46

Think about the pattern, and then answer the question.

6. 1 2 4 8 16 32

What will the number be in four more steps? _____

7. 2 22 3 33 4 44

What will the number be in five more steps? _____

Discover the Pattern



Name _____

Find the pattern, and then continue it.

1. 3 8 7 12 11 _____

+5	-1	+5	-1				
----	----	----	----	--	--	--	--

2. 9 18 27 _____

--	--	--	--	--	--

3. 100 150 200 _____

--	--	--	--	--	--

4. 50 55 40 45 _____

--	--	--	--	--	--	--

5. 1 3 2 4 3 _____

--	--	--	--	--	--	--	--

6. 2 4 8 16 _____

--	--	--	--	--	--	--


Analyze, describe, and extend linear patterns

Patterns in the Classroom

Name _____

Look for at least three patterns around your classroom. Here are a few places you might look:

- floor or ceiling tiles
- windows
- classmates' clothing
- design on the flag
- numbers or letters



1. Draw the pattern.

Describe its rule.

2. Draw the pattern.

Describe its rule.

3. Draw the pattern.

Describe its rule.

Analyze, describe, and extend linear patterns

Name _____

Fill in the circle next to the correct answer.

1. What is the next shape in this pattern?



2. What is the next shape in this pattern?



3. Which comes next?

ABBCCC



4. What letter is missing?

B C A B _____ A B C

- (A) A
(B) B
(C) C
(D) none of the above

5. What comes next?



- (A)
(B)
(C)
(D) none of the above

6. What number comes next?

2, 4, 3, 6, 5

- (A) 5
(B) 7
(C) 10
(D) none of the above

7. What number is missing?

3, 6, _____, 12, 15

- (A) 7 (B) 8 (C) 9 (D) 10

8. What number is missing?

4, 8, 9, 13, 14, _____

- (A) 15
(B) 16
(C) 17
(D) 18

9. What is the rule?

5, 10, 20, 40

- (A) count by tens
(B) double each number
(C) add 20
(D) none of the above

10. What is the rule?

6, 8, 9, 11, 12, 14, 15

- (A) +2, -1
(B) +2, +1
(C) -2, +1
(D) -2, -2

Analyze, describe, and extend linear patterns

Hungry Penguin

Name _____

Write the correct operation in each box to complete the trail.

$-$ \times \div $+$

3 6 = 18

18 9 = 2

2 13 = 15

15 2 = 30

30 6 = 5

5 9 = 45

54 14 = 40

40 35 = 75

75 5 = 15

12 4 = 48

48 48 = 0

Select appropriate operations and relation symbols to make a number sentence true

Which Is More?

Name _____

Work with a partner to make these comparisons.

Use $<$ or $>$ to make each sentence true.

Remember: $>$ means **greater than**

$<$ means **less than**



1. The number of inches in a foot is _____ the number of cards in a deck.
2. The number of days in a week is _____ the number of days in a month.
3. The number of keys on a piano is _____ the number of strings on a guitar.
4. The number of days in November is _____ the number of days in February.
5. The number of months in a year is _____ the number of days in a year.
6. The number of pennies in a dollar is _____ the number of nickels in a quarter.

Write two new comparison sentences.

1. _____


2. _____

Select appropriate operations and relation symbols to make a number sentence true

Comparing Numbers

Name _____

Write the correct sign to compare the numbers.



1. $14 < 27$

$5 + 3 < 6 + 5$

2. $81 \bigcirc 66$

$2 \times 2 \bigcirc 1 \times 4$

3. $25 \bigcirc 19$

$9 - 6 \bigcirc 8 - 2$

4. $66 \bigcirc 81$

$6 \times 3 \bigcirc 2 \times 7$

5. $94 \bigcirc 103$

$16 - 8 \bigcirc 5 + 3$

6. $197 \bigcirc 197$

$11 - 9 \bigcirc 12 - 4$

7. $316 \bigcirc 435$


$5 \times 5 \bigcirc 7 \times 3$

8. $652 \bigcirc 228$

$4 + 8 \bigcirc 6 \times 2$

Select appropriate operations and relation symbols to make a number sentence true

What's My Sign?



Name _____

Fill in the missing signs.

Use

+ **-**

1. $67 \square 46 = 21$

$73 \square 14 = 87$

$58 \square 25 = 33$

2. $26 \square 28 = 54$

$95 \square 58 = 37$

$40 \square 38 = 78$

Use

x **÷**

3. $5 \square 8 = 40$

$21 \square 7 = 3$

$9 \square 6 = 54$

4. $3 \square 6 = 18$

$72 \square 9 = 8$

$64 \square 8 = 8$

Use

+ **-** **x** **÷**

5. $33 \square 66 = 99$

$10 \square 10 = 100$

$87 \square 39 = 48$

6. $7 \square 5 = 35$

$6 \square 9 = 15$

$45 \square 9 = 5$

7. $43 \square 57 = 100$

$12 \square 3 = 4$

$62 \square 48 = 14$

8. $6 \square 6 = 36$

$9 \square 3 = 3$

$44 \square 27 = 71$

Select appropriate operations and relation symbols to make a number sentence true


Name the Operation

Name _____



Find the answer. Then circle the sign to show the operation you used.
You may need to use more than one operation to find an answer.

1. The parents of children in Room 12 baked 25 each of lemon, apple, and cherry pies for the school's bake sale. How many pies did they bake for the sale?



_____ pies

Which operation(s) did you use?

+ - X ÷

2. Mercury is 58 million kilometers from the Sun. Earth is 155 million kilometers from the Sun. How much farther away from the Sun is Earth than Mercury?

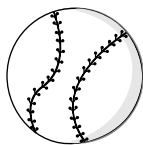


_____ million km

Which operation(s) did you use?

+ - X ÷

3. There are 59 boys and 49 girls in the baseball league this year. If there are 9 teams with an equal number of players, how many players are on each team?




_____ players

Which operation(s) did you use?

+ - X ÷

4. The nature museum is open 7 days a week. Every day 105 people come to see the displays. How many people come to the museum in one week?



_____ people

Which operation(s) did you use?

+ - X ÷

Select appropriate operations and relation symbols to make a number sentence true

Name _____

Math Test

Fill in the circle next to the correct answer.

1. $56 \bigcirc 42$

- (A) <
- (B) >
- (C) =
- (D) none of the above

2. $15 \bigcirc 51$

- (A) <
- (B) >
- (C) =
- (D) none of the above

3. $3 + 6 \bigcirc 3 \times 6$

- (A) <
- (B) >
- (C) =
- (D) +

4. $20 + 10 \bigcirc 36 - 16$

- (A) <
- (B) >
- (C) =
- (D) +

5. $27 \square 9 = 3$

- (A) +
- (B) -
- (C) \times
- (D) \div

6. $8 \square 4 = 32$

- (A) +
- (B) -
- (C) \times
- (D) \div

7. $25 \square 15 = 10$

- (A) +
- (B) -
- (C) \times
- (D) \div

8. $16 \square 16 = 32$

- (A) +
- (B) -
- (C) \times
- (D) \div

9. The number of eggs in one dozen is _____ the number of shoes in a pair.

- (A) less than
- (B) equal to
- (C) greater than
- (D) none of the above

10. Which operation could be used to solve this problem?

How many more legs are on a spider than on a bird?

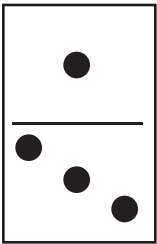


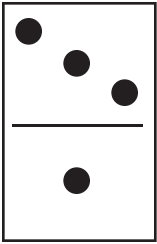


- (A) add
- (B) multiply
- (C) divide
- (D) subtract

Select appropriate operations and relation symbols to make a number sentence true







Dominoes

Name _____

Add the dots on the dominoes.

 $\begin{array}{r} 1 \\ + 3 \\ \hline 4 \end{array}$		
 $\begin{array}{r} 3 \\ + 1 \\ \hline 4 \end{array}$		

Draw the dots on the dominoes to show each addition problem.

 $\begin{array}{r} 4 \\ + 6 \\ \hline \end{array}$	 $\begin{array}{r} 8 \\ + 2 \\ \hline \end{array}$	 $\begin{array}{r} 7 \\ + 3 \\ \hline \end{array}$
 $\begin{array}{r} 6 \\ + 4 \\ \hline \end{array}$	 $\begin{array}{r} 2 \\ + 8 \\ \hline \end{array}$	 $\begin{array}{r} 3 \\ + 7 \\ \hline \end{array}$









What happens when you add the same two numbers in a different order?

Recognize and use the commutative and associative properties of addition and multiplication

Bunches of Bugs

Name _____

Use the array of bugs to write a multiplication problem.

 $3 \times 4 = \square$	 $4 \times 3 = \square$
 $2 \times 3 = \square$	 $3 \times 2 = \square$
 $5 \times 3 = \square$	 $3 \times 5 = \square$
 $4 \times 2 = \square$	 $2 \times 4 = \square$

Draw an array of bugs for each multiplication problem.

$10 \times 3 = \square$	$3 \times 10 = \square$
$4 \times 6 = \square$	$6 \times 4 = \square$

What happens when you multiply the same two numbers in a different order?

Recognize and use the commutative and associative properties of addition and multiplication


Add Them Up!

Name _____

Find the answers.

$$\begin{array}{r} 2 \\ 3 \\ +4 \\ \hline \end{array} \quad \begin{array}{r} \\ \\ +4 \\ \hline 9 \end{array}$$

$$\begin{array}{r} 2 \\ 3 \\ +4 \\ \hline \end{array} \quad \begin{array}{r} \\ \\ + \boxed{7} \\ \hline 9 \end{array}$$



1.

$$\begin{array}{r} 6 \\ 5 \\ +2 \\ \hline \end{array} \quad \begin{array}{r} \\ \\ +2 \\ \hline \boxed{} \end{array} \quad \begin{array}{r} 6 \\ 5 \\ +2 \\ \hline \end{array} \quad \begin{array}{r} \\ \\ + \boxed{} \\ \hline \end{array}$$

2.

$$\begin{array}{r} 4 \\ 8 \\ +1 \\ \hline \end{array} \quad \begin{array}{r} \\ \\ + \\ \hline \end{array} \quad \begin{array}{r} 4 \\ 8 \\ +1 \\ \hline \end{array} \quad \begin{array}{r} \\ \\ + \\ \hline \end{array}$$

3.

$$\begin{array}{r} 2 \\ 7 \\ +3 \\ \hline \end{array} \quad \begin{array}{r} \\ \\ + \\ \hline \end{array} \quad \begin{array}{r} 2 \\ 7 \\ +3 \\ \hline \end{array} \quad \begin{array}{r} \\ \\ + \\ \hline \end{array}$$

4.

$$\begin{array}{r} 6 \\ 4 \\ +5 \\ \hline \end{array} \quad \begin{array}{r} \\ \\ + \\ \hline \end{array} \quad \begin{array}{r} 6 \\ 4 \\ +5 \\ \hline \end{array} \quad \begin{array}{r} \\ \\ + \\ \hline \end{array}$$

5.

$$\begin{array}{r} 8 \\ 7 \\ +2 \\ \hline \end{array} \quad \begin{array}{r} \\ \\ + \\ \hline \end{array} \quad \begin{array}{r} 8 \\ 7 \\ +2 \\ \hline \end{array} \quad \begin{array}{r} \\ \\ + \\ \hline \end{array}$$

6.

$$\begin{array}{r} 3 \\ 4 \\ +5 \\ \hline \end{array} \quad \begin{array}{r} \\ \\ + \\ \hline \end{array} \quad \begin{array}{r} 3 \\ 4 \\ +5 \\ \hline \end{array} \quad \begin{array}{r} \\ \\ + \\ \hline \end{array}$$

Recognize and use the commutative and associative properties of addition and multiplication

What's the Rule?



Name _____

Find the answers.
Think about what is happening.

1.

$$(1 + 2) + 3 =$$
$$\underline{3} + 3 = \underline{6}$$
$$1 + (2 + 3) =$$
$$1 + \underline{\quad} = \underline{\quad}$$

2.

$$(6 + 5) + 4 =$$
$$\underline{\quad} + 4 = \underline{\quad}$$
$$6 + (5 + 4) =$$
$$6 + \underline{\quad} = \underline{\quad}$$

3.

$$(7 + 3) + 5 =$$
$$\underline{\quad} + 5 = \underline{\quad}$$
$$7 + (3 + 5) =$$
$$7 + \underline{\quad} = \underline{\quad}$$

4.

$$(3 \times 3) \times 2 =$$
$$\underline{\quad} \times 2 = \underline{\quad}$$
$$3 \times (3 \times 2) =$$
$$3 \times \underline{\quad} = \underline{\quad}$$

5.

$$(2 \times 4) \times 8 =$$
$$\underline{\quad} \times 8 = \underline{\quad}$$
$$2 \times (4 \times 8) =$$
$$2 \times \underline{\quad} = \underline{\quad}$$

6.

$$(4 \times 3) \times 1 =$$
$$\underline{\quad} \times 1 = \underline{\quad}$$
$$4 \times (3 \times 1) =$$
$$4 \times \underline{\quad} = \underline{\quad}$$

What is the rule for adding or multiplying a set of numbers in different order?

Recognize and use the commutative and associative properties of addition and multiplication

Show What You Know



Name _____

Read the rule. Write an example to show what the rule means.

1. The rule is:

The sum of two numbers will always be the same, no matter in what order you add them.

2. The rule is:

The product of two numbers will always be the same, no matter in what order you multiply them.

3. The rule is:

No matter how you group a series of numbers, they will always add up to the same sum.

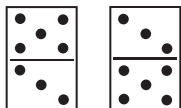
Recognize and use the commutative and associative properties of addition and multiplication

Name _____

Fill in the circle next to the correct answer.

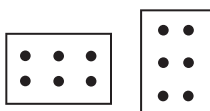
1. Which two addition problems are shown by these dominoes?

- (A) $5 + 3$ and $3 + 5$
 (B) $3 + 3$ and $5 + 5$
 (C) $8 + 0$ and $0 + 8$
 (D) none of the above



2. Which two problems are shown by these arrays?

- (A) $3 + 3$ and $2 + 2$
 (B) $2 + 3$ and $3 + 2$
 (C) 2×3 and 3×2
 (D) none of the above



3. What should be done first?

$$5 + (6 + 4) = \underline{\hspace{2cm}}$$

- (A) add 5
 (B) add $6 + 4$
 (C) add $5 + 10$
 (D) none of the above

4. What should be done first?

$$(2 \times 4) \times 8 = \underline{\hspace{2cm}}$$

- (A) multiply by 8
 (B) multiply 8×8
 (C) multiply 2×4
 (D) none of the above

5. What number is missing?

$$(2 + 3) + 4 = 2 + (3 + \underline{\hspace{1cm}})$$

- (A) 2 (C) 4
 (B) 3 (D) none of the above

6. What number is missing?

$$6 \times 2 = \underline{\hspace{1cm}} \times 6$$

- (A) 6
 (B) 8
 (C) 12
 (D) 2

7. What is the second step in this problem?

$$(3 \times 4) \times 2 = \underline{\hspace{2cm}}$$

- (A) 12×2
 (B) 3×8
 (C) 7×2
 (D) 3×6

8. What is the second step in this problem?

$$3 \times (4 \times 2) = \underline{\hspace{2cm}}$$

- (A) 3×2
 (B) 7×2
 (C) 3×8
 (D) $3 + 8$

9. What happens when you add two numbers in a different order?

- (A) the answer is less
 (B) the answer is more
 (C) the answer is the same
 (D) none of the above

10. What happens when you multiply two numbers in a different order?

- (A) the answer is less
 (B) the answer is more
 (C) the answer is twice as much
 (D) the answer is the same


Recognize and use the commutative and associative properties of addition and multiplication

The Shepherd and His Flock

Name _____

One foggy day, a shepherd decided to count his sheep to be sure they were all safely inside their fence. But it was so foggy that all he could see to count were the legs of his sheep. Fill in the table below to help the shepherd make his count.

Number of Sheep	Number of Legs
1	4
2	
3	
4	
5	
6	
7	
8	
9	
10	



What change occurred each time the shepherd counted one more sheep?

Solve problems involving a functional relationship between two quantities

Family Reunion

Name _____

Bobbie Jo's family is having a picnic. People are coming from far and near for the family reunion. She wants to find out how much food to buy for the picnic. Help Bobbie Jo by filling in the numbers on these tables.



1. Hot dogs come in packages of 10.

Number of Packages	1	2	3	4	5	6	7	8
Number of Hot Dogs	10	20						

2. Buns come in packages of 8.

Number of Packages	1	2	3	4	5	6	7	8
Number of Buns	8	16						

3. Sodas come in packages of 6.

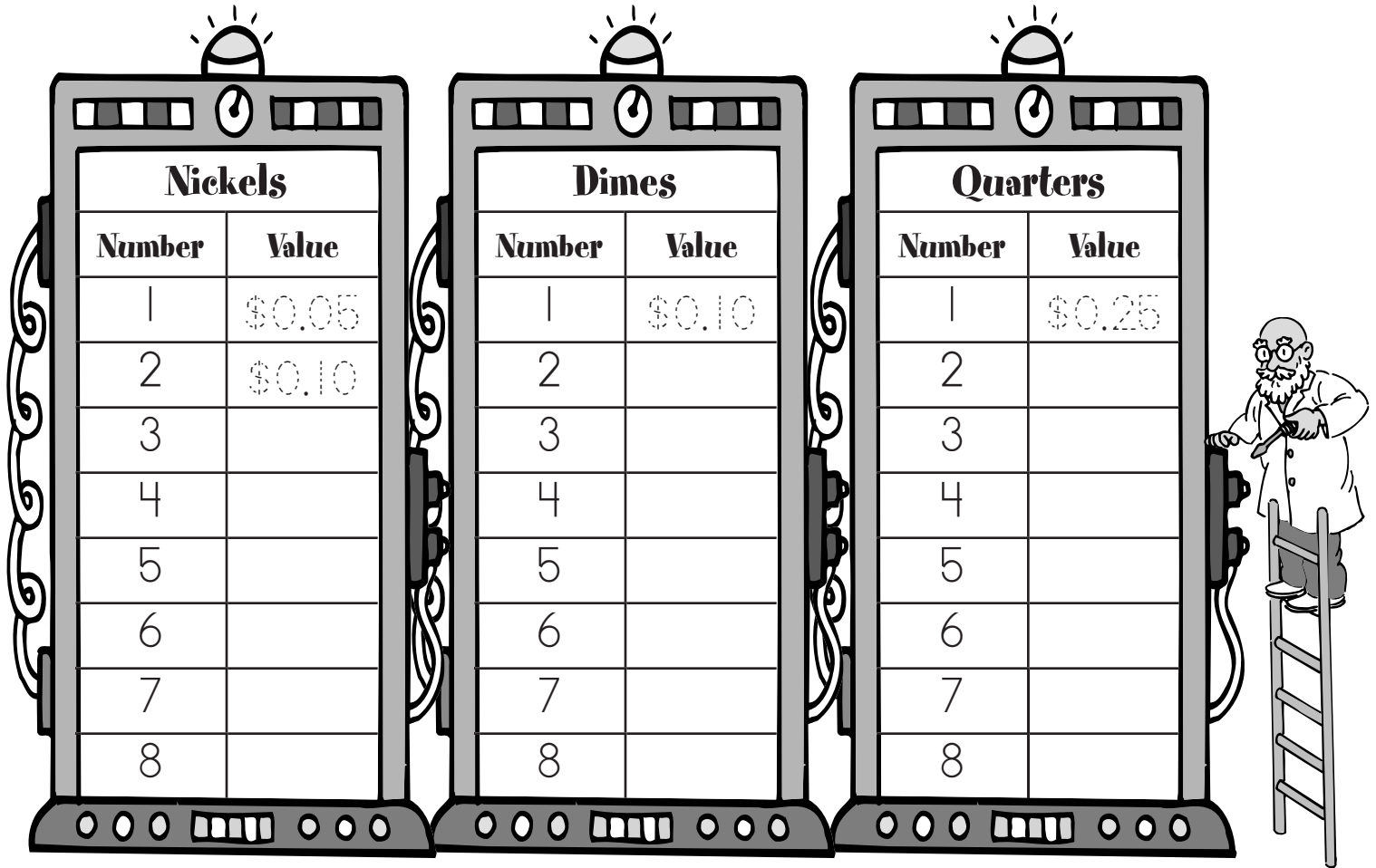
Number of Packages	1	2	3	4	5	6	7	8
Number of Sodas	6	12						

Solve problems involving a functional relationship between two quantities

Coin Machines

Name _____

Count the value of the coins as they go into the coin machines.



1. What change occurred each time a nickel was dropped into the machine?

2. What change occurred each time a dime was dropped into the machine?

3. What change occurred each time a quarter was dropped into the machine?

Solve problems involving a functional relationship between two quantities

Book Sale

Name _____

The Book Nook had a sale on all books in the store. Mr. Gomez bought a bunch of books for his classroom. The first book cost \$10.00. Each additional book cost \$2.50. Complete the table to show how much Mr. Gomez spent on books.



Number of Books	Total Cost
1	\$10.00
2	\$12.50
3	
4	
5	
6	
7	
8	
9	
10	

What change occurred each time Mr. Gomez bought an additional book?

Solve problems involving a functional relationship between two quantities

On Your Own



Name _____

Make a table or an in–out machine to show changes as you add one more item.

1. Choose something in your classroom to count.

Here are a few ideas you might use:

legs on chairs

hands on students

cost of school lunch

2. Draw your table or in–out machine.

3. Fill in the numbers.

Solve problems involving a functional relationship between two quantities

Name _____

Math Test

Fill in the circle next to the correct answer.

1. If each dog has four legs, how many legs do six dogs have?
(A) 4
(B) 6
(C) 10
(D) 24
2. If each package holds 10 cookies, how many do 5 packages hold?
(A) 5
(B) 10
(C) 50
(D) 100
3. If each quart holds 4 cups, how much do 2 quarts hold?
(A) 6 cups
(B) 8 cups
(C) 10 cups
(D) none of the above
4. Which is more—7 dimes or 10 nickels?
(A) 7 dimes
(B) 10 nickels
(C) they are the same value
(D) none of the above
5. Which contains more—5 packs of 10 hot dogs or 7 packs of 8 buns?
(A) they are the same amount
(B) hot dogs
(C) buns
(D) none of the above

Snake's Growth


Year	1	2	3	4
Inches long	6	8	10	

6. What does the table above tell?
(A) how many snakes there are
(B) how long each snake is
(C) how much the snake grew
(D) none of the above
7. How much does the snake grow each year?
(A) one inch
(B) two inches
(C) three inches
(D) four inches
8. How long was the snake in year 2?
(A) 6 inches
(B) 8 inches
(C) 10 inches
(D) 12 inches
9. If the pattern continues, how long will the snake be in year 8?
(A) 12 inches (C) 20 inches
(B) 14 inches (D) 24 inches
10. What is NOT shown on this table?
(A) the length of other snakes
(B) the weight of the snake
(C) the color of the snake
(D) all of the above

Solve problems involving a functional relationship between two quantities

Geometry

- Identify and describe plane geometric figures by their attributes..... 169
- Identify and describe common solid figures by their attributes..... 175
- Identify and compare lines, line segments, and rays..... 181
- Identify angles and determine whether they are greater or less than a right angle 187









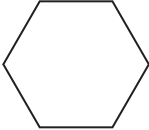


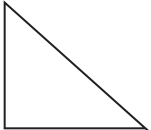
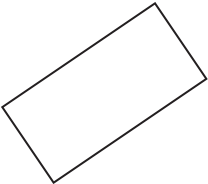


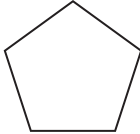
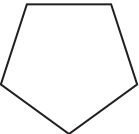




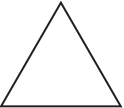

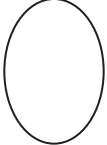


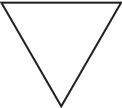



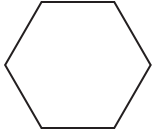
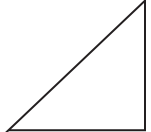
Secret Message

Name _____

Count and color the sides to find the secret message.

Key
 3 sides—**purple**
 4 sides—**orange**
 all other boxes—**leave white**



What does the secret message say? _____


Identify and describe plane geometric figures by their attributes


Find the Shapes



Name _____

Count to find how many of each shape is in the design.



squares _____

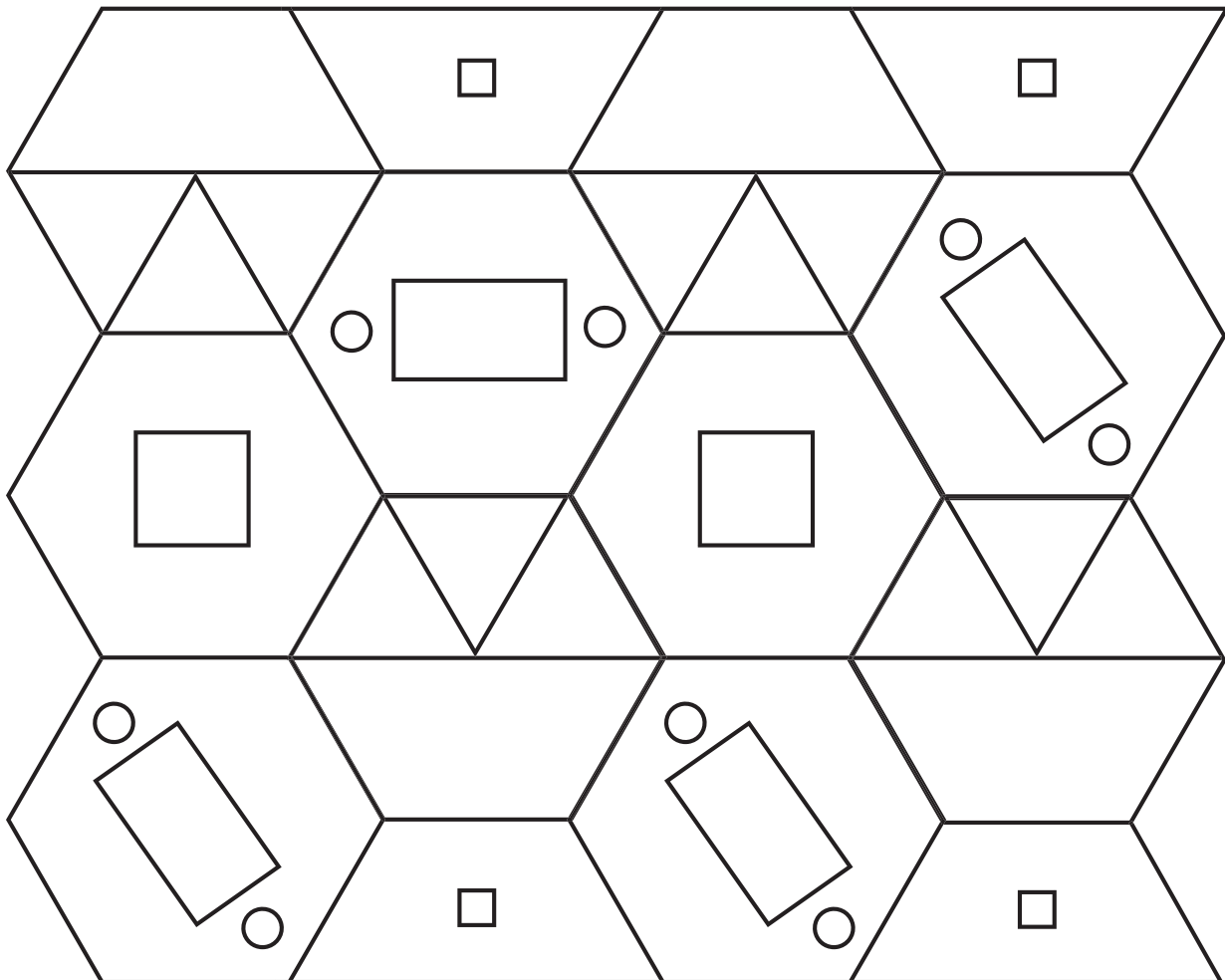

hexagons _____


rectangles _____


trapezoids _____


circles _____


triangles _____



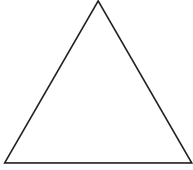
Identify and describe plane geometric figures by their attributes

Make a Match

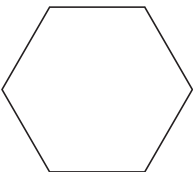


Name _____


Draw a line from each statement to the correct shape or shapes.



- opposite sides are the same length




- 3 corners



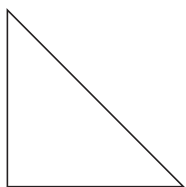
- 4 corners



- 3 sides



- 4 sides are NOT all the same length



- 4 sides are the same length

Identify and describe plane geometric figures by their attributes

What's a Polygon?

Name _____

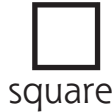


Polygons are shapes that have **straight sides**.

These are all **polygons**:



triangle



square



rectangle



pentagon




hexagon





octagon

Color the shapes that are polygons. Draw an **X** on each shape that is NOT a polygon.



Polygons are **closed shapes**.



This is an **open** shape.



This is a **closed** shape.

Color the closed shapes below. Draw an **X** on the open shapes.



Identify and describe plane geometric figures by their attributes


Polygon Search

Name _____

Look around the school.

Find objects that are polygons.

Draw each object and write the name of its shape.



Identify and describe plane geometric figures by their attributes

Name _____

Fill in the circle next to the correct answer.

1. What is the name of this shape?

- (A) pentagon
- (B) hexagon
- (C) octagon
- (D) none of the above



2. What is the name of this shape?

- (A) octagon
- (B) hexagon
- (C) pentagon
- (D) none of the above



3. How many sides does a hexagon have?

- (A) 3
- (B) 4
- (C) 6
- (D) 8

4. What is true about circles?

- (A) Circles are polygons.
- (B) Circles are curved shapes.
- (C) Circles have many sides.
- (D) none of the above

5. What shape is a stop sign?





- (A) triangle
- (B) octagon
- (C) hexagon
- (D) pentagon







6. How are a square and a rectangle alike?

- (A) Both shapes have 4 sides that are the same length.
- (B) Both shapes have 5 sides.
- (C) Both shapes are the same size.
- (D) Both shapes have four sides.

7. Find the closed shape.

- (A) 
- (B) 
- (C) 
- (D) 

8. Find the open shape.

- (A) 
- (B) 
- (C) 
- (D) 

9. Which shape is NOT a polygon?

- (A) square
- (B) hexagon
- (C) circle
- (D) triangle

10. Which statement is true about polygons?

- (A) All polygons have three sides.
- (B) All polygons are open shapes.
- (C) All polygons have curved sides.
- (D) All polygons have straight sides.


Identify and describe plane geometric figures by their attributes

Make a Cube

Name _____

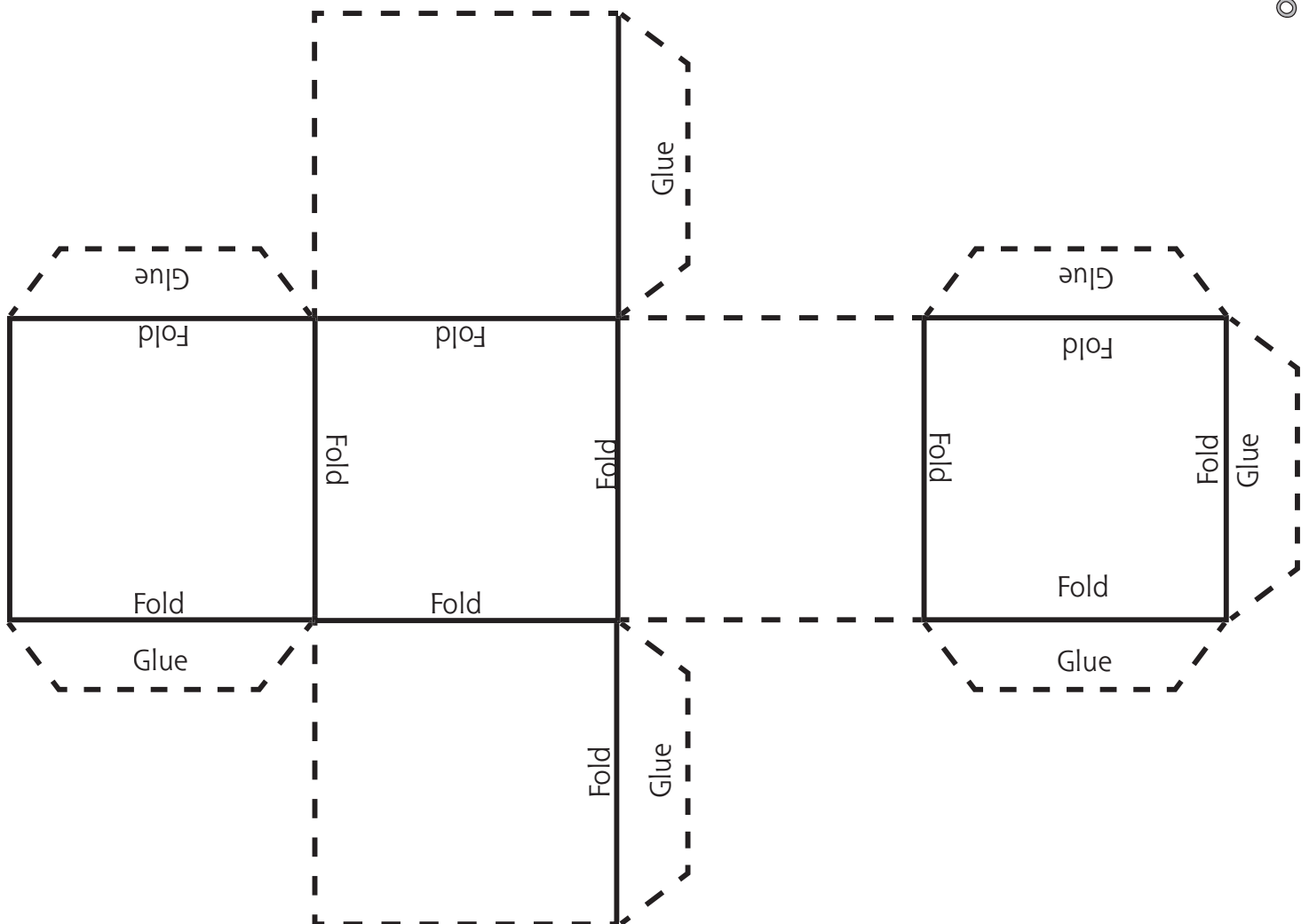
A **solid** shape has length, width, and height.
A **cube** is one kind of solid shape.

Here are some cubes you know.



Follow these steps to make a cube:

1. Draw a design on the sides of the pattern below.
2. Cut out the shape and fold on the lines.
3. Glue the sides together to complete the cube.




Identify and describe common solid figures by their attributes

Building with Blocks

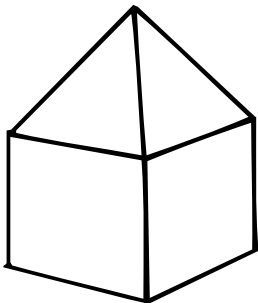
Name _____

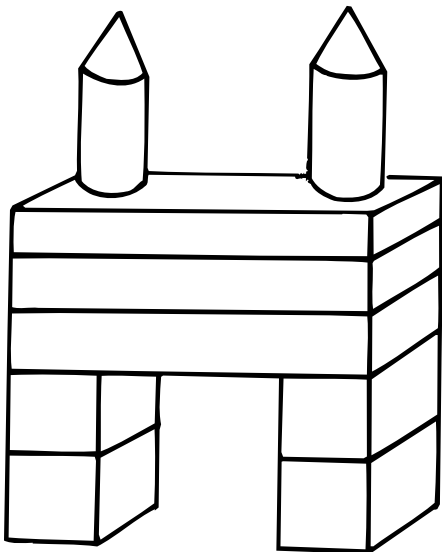
Jeff is helping his little brother build things using blocks. Look at each picture and name the blocks used to make it. Then write how many of each block was used.



Which blocks were used?

How many?





Word Box

cube	sphere	pyramid
rectangular prism	cylinder	cone

Identify and describe common solid figures by their attributes

Sort the Shapes

Name _____

Write the name of each object under the correct solid shape.



gift box



megaphone



balloon



book



baseball



drinking glass



dice



game box



food can




ice-cream cone



block



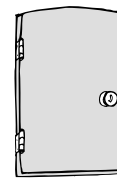
globe



clown hat



oatmeal box



door

Cube

Sphere

Cone

Rectangular Prism

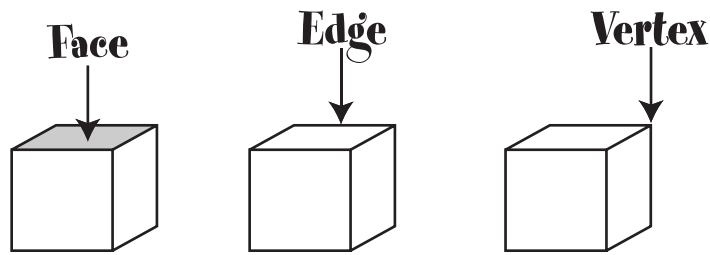
Cylinder

Identify and describe common solid figures by their attributes

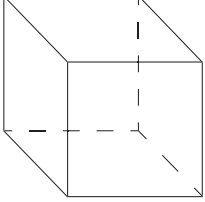
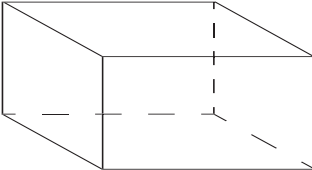
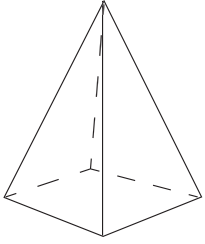
Parts of Shapes

Name _____

The parts of solid shapes have names.



Count the number of each part to complete the chart.


Shape	Number of Faces	Number of Edges	Number of Vertices
 cube			
 rectangular prism			
 square pyramid			

Identify and describe common solid figures by their attributes

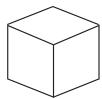
What I Know About Shapes



Name _____

Shape	Draw the shape.	Describe the shape.
cone		
sphere		
rectangular prism		
pyramid		
cube		
cylinder		

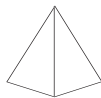
Which solid shape has these faces?




A



B



C



D

1. _____

2. _____

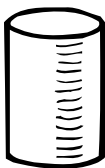
Identify and describe common solid figures by their attributes

Name _____

Fill in the circle next to the correct answer.

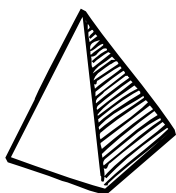
1. Mark the name of this shape.

- (A) cone
- (B) cylinder
- (C) pyramid
- (D) sphere



2. Mark the name of this shape.

- (A) cone
- (B) cylinder
- (C) pyramid
- (D) sphere



3. Mark the name of this shape.

- (A) cone
- (B) sphere
- (C) pyramid
- (D) rectangular prism

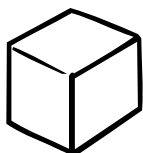


4. Which object has flat ends and can roll?

- (A) rectangular prism
- (B) cone
- (C) cylinder
- (D) sphere

5. How many faces are on a cube?

- (A) 2
- (B) 4
- (C) 6
- (D) 8



6. Which part of a cube is a vertex?

- (A) the corner
- (B) the edge
- (C) the side
- (D) none of the above

7. One side of a pyramid is a _____.

- (A) circle
- (B) triangle
- (C) hexagon
- (D) none of the above

8. One side of a cube is a _____.

- (A) circle
- (B) triangle
- (C) square
- (D) none of the above

9. One end of a cylinder is a _____.

- (A) rectangle
- (B) triangle
- (C) square
- (D) circle

10. How many edges are on a cube?

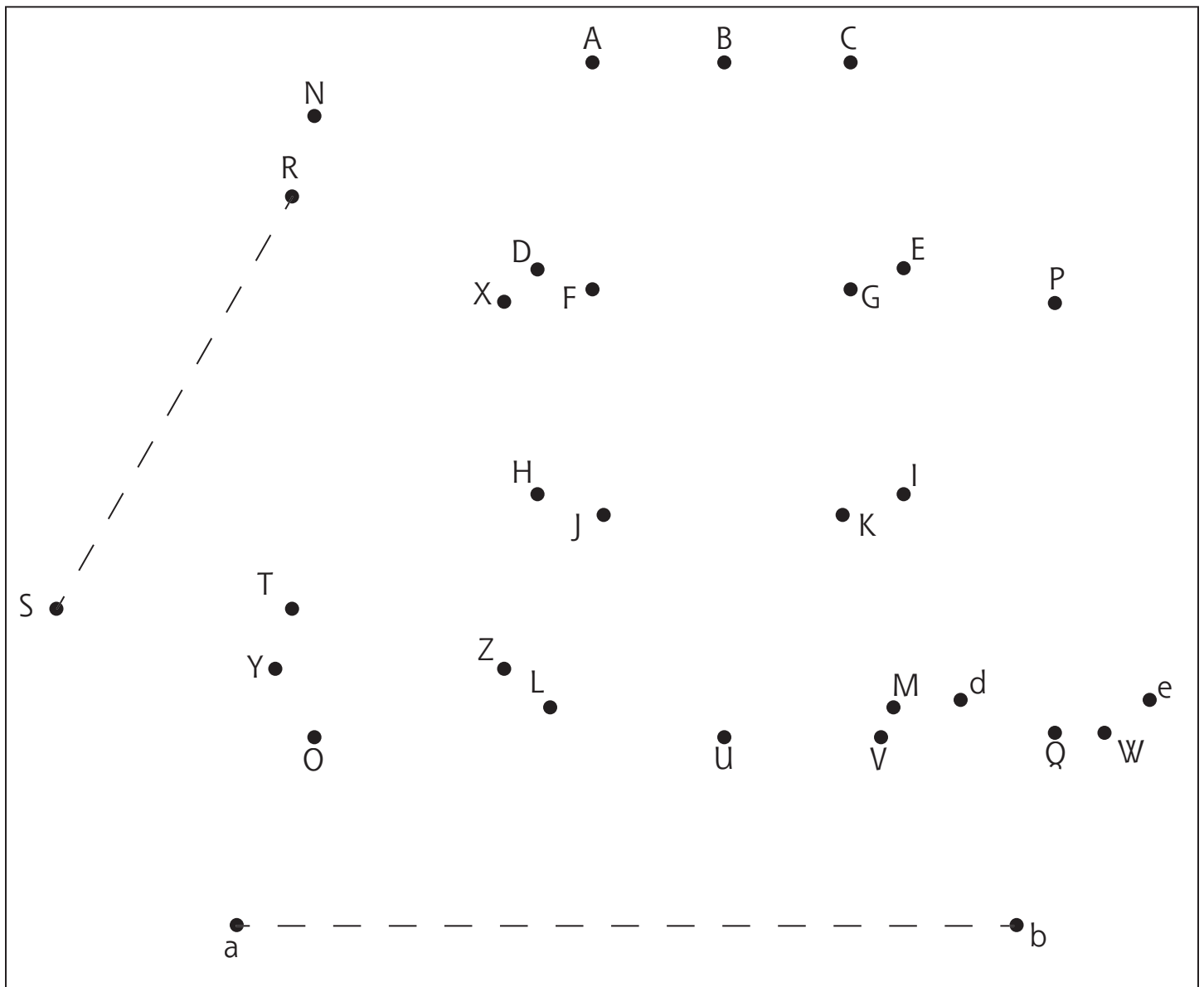
- (A) 10
- (B) 12
- (C) 14
- (D) 16

Identify and describe common solid figures by their attributes

Mystery Picture

Name _____

A **line segment** is a straight line drawn between two points. Draw line segments to complete a mystery picture. The first two line segments have been drawn for you.

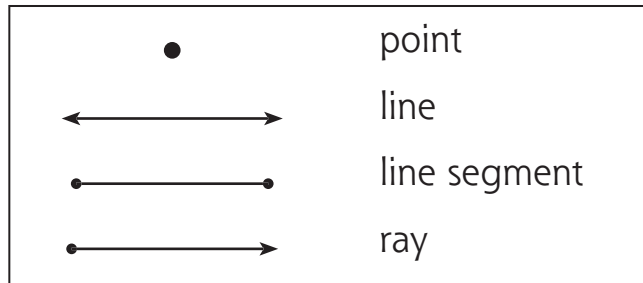


- ~~\overline{ab}~~ ~~\overline{RS}~~ \overline{Sa} \overline{TR} \overline{UV} \overline{FH} \overline{Wb} \overline{NO} \overline{OU} \overline{XZ} \overline{AD} \overline{JK} \overline{QW} \overline{LJ}
 \overline{BU} \overline{ST} \overline{DE} \overline{CE} \overline{HI} \overline{KM} \overline{Pe} \overline{PQ} \overline{AC} \overline{YZ} \overline{GI} \overline{FG} \overline{de} \overline{Pd}
 \overline{SO} \overline{XY} \overline{VQ} \overline{LM}

Identify and compare lines, line segments, and rays

Lines

Name _____



Look at the picture below.

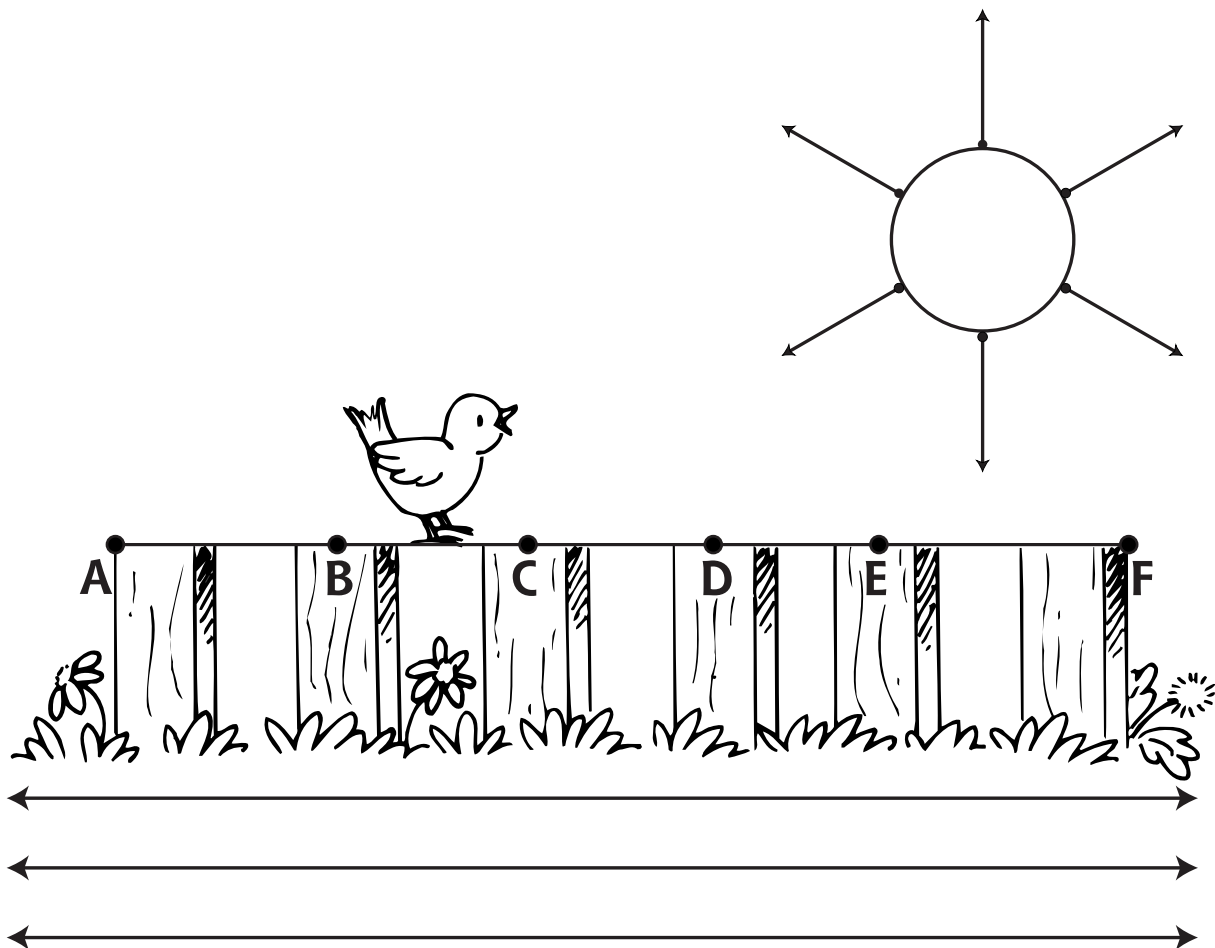
Trace the **rays** in orange. Trace the **line segments** in brown. Trace the **lines** in black.

1. How many rays are on the sun? _____ rays

2. How many lines are on the road? _____ lines

3. Circle the line segment the white bird is standing on. \overline{AB} \overline{BC} \overline{DE}

4. Draw a black bird on the line segment \overline{DE} .



Identify and compare lines, line segments, and rays


Lines, Line Segments, and Rays

Name _____

A **line** goes in opposite directions without ending.



A **line segment** is part of a line.



A **ray** is part of a line that goes in one direction without ending.



Write the name for each picture.



line



Draw.

line segment	ray	line
--------------	-----	------

Identify and compare lines, line segments, and rays

Lines

Name _____

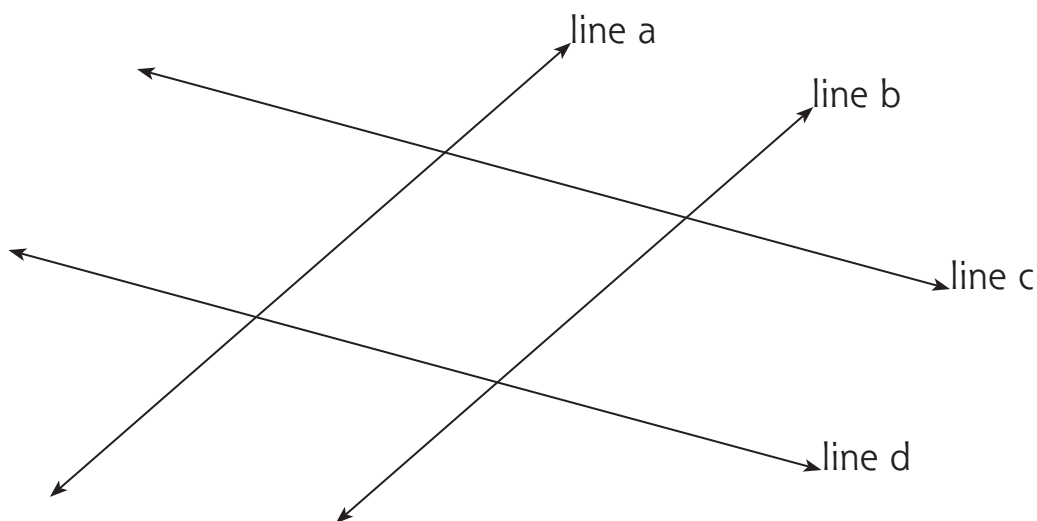
Parallel lines are the same distance apart and never cross one another.



Intersecting lines cross one another at a point.



Look at these lines. Then fill in the blanks below.



1. Line ____ and line ____ are parallel.
2. Line ____ and line ____ are parallel.
3. Line ____ and line ____ are intersecting.
4. Line ____ and line ____ are intersecting.
5. Line ____ and line ____ are intersecting.
6. Line ____ and line ____ are intersecting.

Circle the **intersecting lines** in this math sentence. Draw a box around the **parallel lines**.

$$8 + 4 = 12$$

Draw two parallel lines.

Draw two intersecting lines.

Identify and compare lines, line segments, and rays

My Mystery Picture

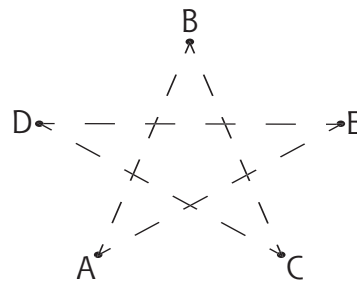
Name _____

Create a mystery picture using **line segments**.

Plan your picture on a piece of scrap paper.

Draw the dots and letters in the box.

Below the box, write the line segments that should be connected. Remember to make a line above the two letters.



Line segments

\overline{AB}

Identify and compare lines, line segments, and rays

Math Test

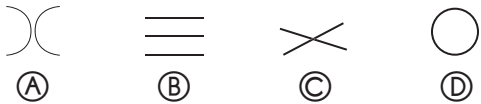
Name _____

Fill in the circle next to the correct answer.

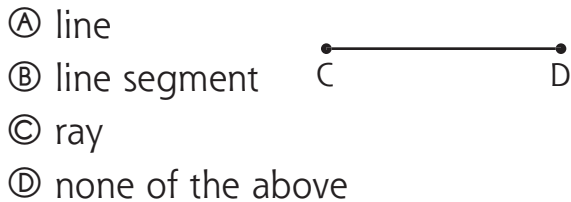
1. Find the parallel lines.



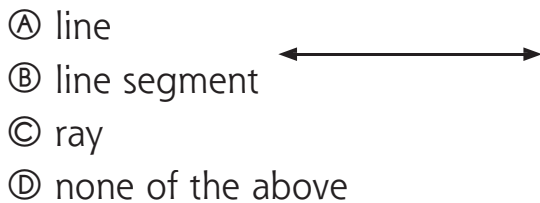
2. Find the intersecting lines.



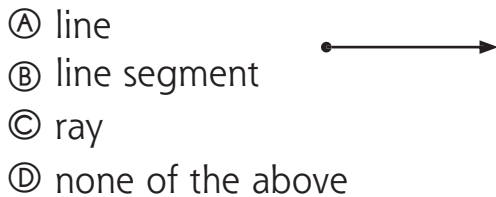
3. Find the name of this figure.



4. Find the name of this figure.



5. Find the name of this figure.

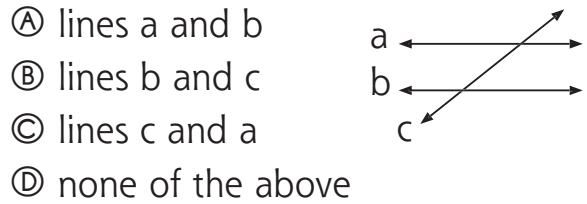


6. What does this show?



- (A) a line
- (B) a ray
- (C) parallel lines
- (D) a line segment

7. Which lines are parallel?



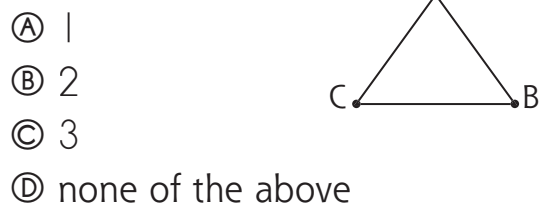
8. Find which one is true about a line segment.

- (A) It goes in one direction without ending.
- (B) It goes in opposite directions without ending.
- (C) It is part of a line.
- (D) none of the above

9. How many rays are shown here?



10. How many line segments are shown here?

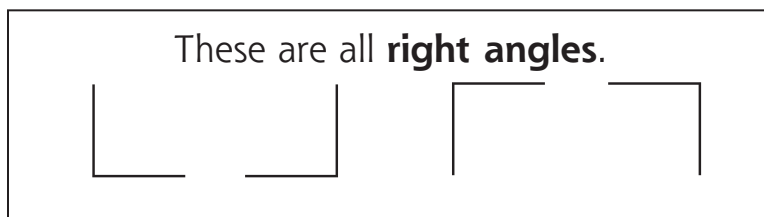


Identify and compare lines, line segments, and rays

Phil's Challenge

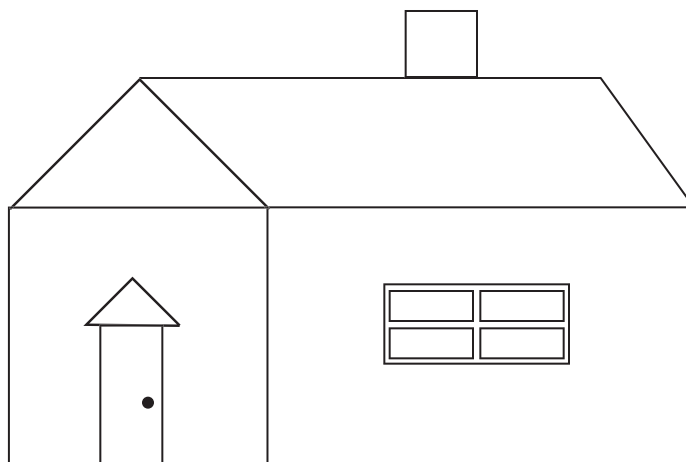
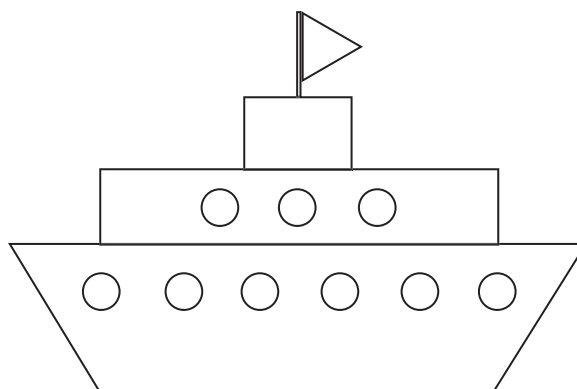
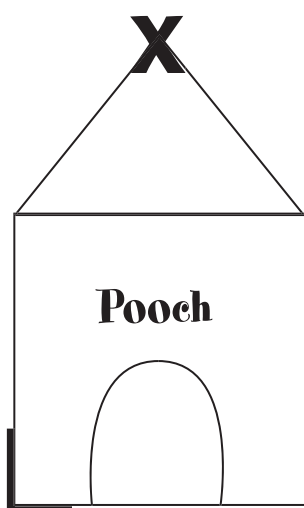
Name _____

Phil drew pictures of objects that have angles. Your challenge is to find the corners that are right angles.



Trace the corners that are right angles.

Draw an **X** on the corners that are NOT right angles.



Identify angles and determine whether they are greater or less than a right angle

Trail to the Tower

Name _____


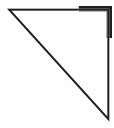
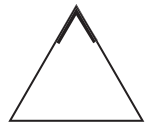


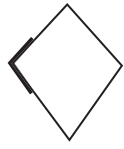

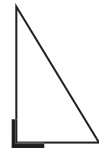
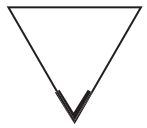


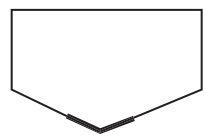
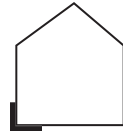

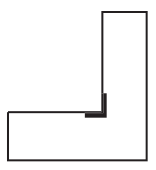


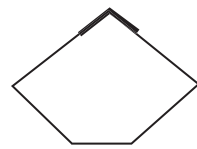
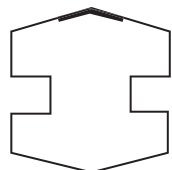
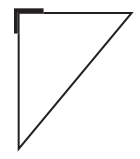
Look at the marked angles. Then color the boxes to help the princess find the tower.

boxes with **right angles**—purple 

boxes with angles **less than a right angle**—orange 

boxes with angles **greater than a right angle**—green 







Which color path leads the princess to the tower? _____


Identify angles and determine whether they are greater or less than a right angle


Is It Right?

Name _____

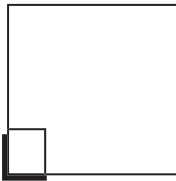
a right angle 

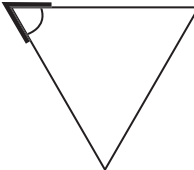
less than a right angle (acute angle) 


greater than a right angle (obtuse angle) 

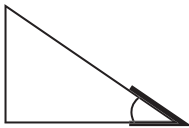


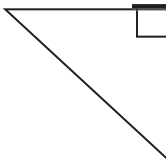
Circle **yes** if the angle is a right angle.
Circle **no** if the angle is NOT a right angle.


1. 
 yes no


2. 
 yes no

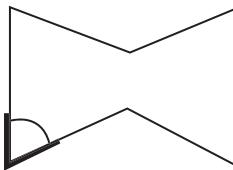
3. 
 yes no

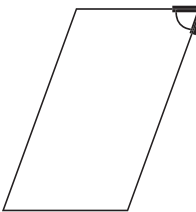
4. 
 yes no

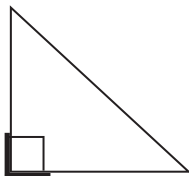
5. 
 yes no

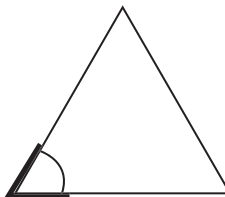
6. 
 yes no


7. 
 yes no

8. 
 yes no

9. 
 yes no

10. 
 yes no

11. 
 yes no

12. 
 yes no





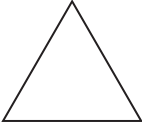


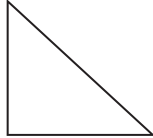

Identify angles and determine whether they are greater or less than a right angle

Kathy's Chart



Name _____

Help Kathy complete her chart about line segments and angles.


Shape	Line Segments	Angles	Right Angles
			
			
			
			
			
			

Identify angles and determine whether they are greater or less than a right angle

Right On

Name _____

Cut out the square at the bottom of the page.
Use it to help you find **right angles** in the classroom.
Draw each object you find. Outline the right angles in **red**.



Identify angles and determine whether they are greater or less than a right angle

Name _____

Math Test

Fill in the circle next to the correct answer.

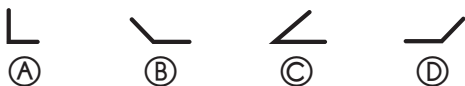
1. Find the right angle.



2. Find the angle that is greater than a right angle.



3. Find the angle that is less than a right angle.



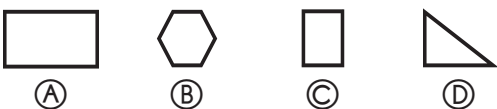
4. Which triangle has a right angle?



5. Which polygon has four right angles?



6. Which polygon has only one right angle?



7. Which polygon does NOT have a right angle?



8. Jesse has some shapes. He gave a shape with four right angles to his sister. Which shape did he give her?

- (A) triangle
- (B) square
- (C) hexagon
- (D) trapezoid

9. Carlos has a sign with four right angles. Find his sign.







10. Amy received a gift with right angles for her birthday. Find her gift.

- (A) a bracelet
- (B) a stuffed bear
- (C) a book
- (D) a hat


Identify angles and determine whether they are greater or less than a right angle

Measurement

- Tell time to the minute, identify the time of day, and find elapsed times194
- Use a schedule and calendar to answer questions200
- Choose the appropriate tools and units (metric and standard U.S.) to estimate and measure length, liquid volume, and weight206
- Carry out simple unit conversions within a system of measurement212
- Find the perimeter of a polygon.....218
- Determine the area and volume of figures using squares or cubes224



In Just One Minute



Name _____

You will need a partner and a clock with a second hand to do this activity.

Can you do it in one minute? Try it, and then write **yes** or **no** on the line.

1. Count to 100. _____
2. Put on your shoes and tie them. _____
3. Write the alphabet. _____
4. Sing a song. _____


How many times can you do it in one minute?

1. Touch your toes. _____ times
2. Hop on one foot. _____ times
3. Snap your fingers. _____ times
4. Write your whole name. _____ times


Tell time to the minute, identify the time of day, and find elapsed times

A.M. or P.M.?

Name _____



a.m.—the hours from midnight to just before noon
p.m.—the hours from noon until just before midnight



Write **a.m.** or **p.m.** to tell the time of day each event usually happens.

1. wake up and turn off the alarm clock a.m.
2. have a snack after school _____
3. help wash the dinner dishes _____
4. get out of bed _____
5. turn off the lights and go to sleep _____
6. dress for school _____
7. go to bed _____
8. do your homework after school _____
9. say good morning to your teacher _____
10. eat a good breakfast _____

List five things you do during each part of the day.

a.m.

p.m.


Tell time to the minute, identify the time of day, and find elapsed times

To the Minute

Name _____

Write the time to the minute.

1.



4:28




: _____



: _____

2.



: _____



: _____




: _____


3.



: _____




: _____




: _____


4.



: _____



: _____




: _____

Tell time to the minute, identify the time of day, and find elapsed times

Missing Hands

Name _____


Draw the **minute** hand on each clock face.



5:13




2:32




1:28


Draw **both** hands on each clock face.




9:40




8:19




12:33



4:51



6:32




3:28

Tell time to the minute, identify the time of day, and find elapsed times

Tim's Schedule

Name _____

Tim had a busy Saturday afternoon. Help him figure out his schedule.



Activity	Started	Finished	Time Spent:
1. Returned library books.	12:00	12:25	_____ minutes
2. Mowed the lawn.	1:10	1:55	_____ minutes
3. Fixed a snack.	2:18	2:28	_____ minutes
4. Changed a flat tire on his bike.	2:35	_____	23 minutes
5. Played catch with his friends at the park.	3:15	4:05	_____ minutes
6. Listened to a new CD.	4:15		43 minutes
7. Practiced the trumpet.	_____	6:10	1 hour
8. Set the dinner table for Mom.	6:18	_____	10 minutes
9. Watched television.	8:00	_____	1 hour and 30 minutes

Tell time to the minute, identify the time of day, and find elapsed times

Name _____

Math Test

Fill in the circle next to the correct answer.

1. What time is it?

- (A) 4:20
- (B) 4:25
- (C) 4:28
- (D) 4:30




2. What time is it?

- (A) 6:40
- (B) 6:42
- (C) 6:44
- (D) 6:45



3. What time is it?

- (A) 12:15
- (B) 12:16
- (C) 12:17
- (D) 12:20



4. What time is it?

- (A) 9:00
- (B) 9:05
- (C) 9:07
- (D) 9:10



5. Find the event that usually happens in the a.m.

- (A) come home from school
- (B) eat breakfast
- (C) say, "Good night"
- (D) wash the dinner dishes

6. Find the event that usually happens in the p.m.

- (A) go to bed
- (B) get dressed for school
- (C) eat breakfast
- (D) say, "Good morning"

7. It is 6:45. What time will it be in 2 hours?

- (A) 6:45
- (B) 7:45
- (C) 8:45
- (D) 9:45

8. It is 2:15. What time will it be in 30 minutes?

- (A) 2:30
- (B) 3:00
- (C) 3:15
- (D) none of the above

9. It is 5:13. What time was it 1 hour ago?

- (A) 3:13
- (B) 4:13
- (C) 6:13
- (D) none of the above

10. It is 11:30. What time will it be in 1 hour and 30 minutes?

- (A) 12:00
- (B) 12:30
- (C) 1:00
- (D) 1:30

Tell time to the minute, identify the time of day, and find elapsed times

Make a Calendar

Name _____

Fill in the form to make this month's calendar.

1. Write the name of the month.
2. Write the numbers for the days.
3. Outline the boxes that show the days you go to school this month.
4. Draw a red **X** on today's date.

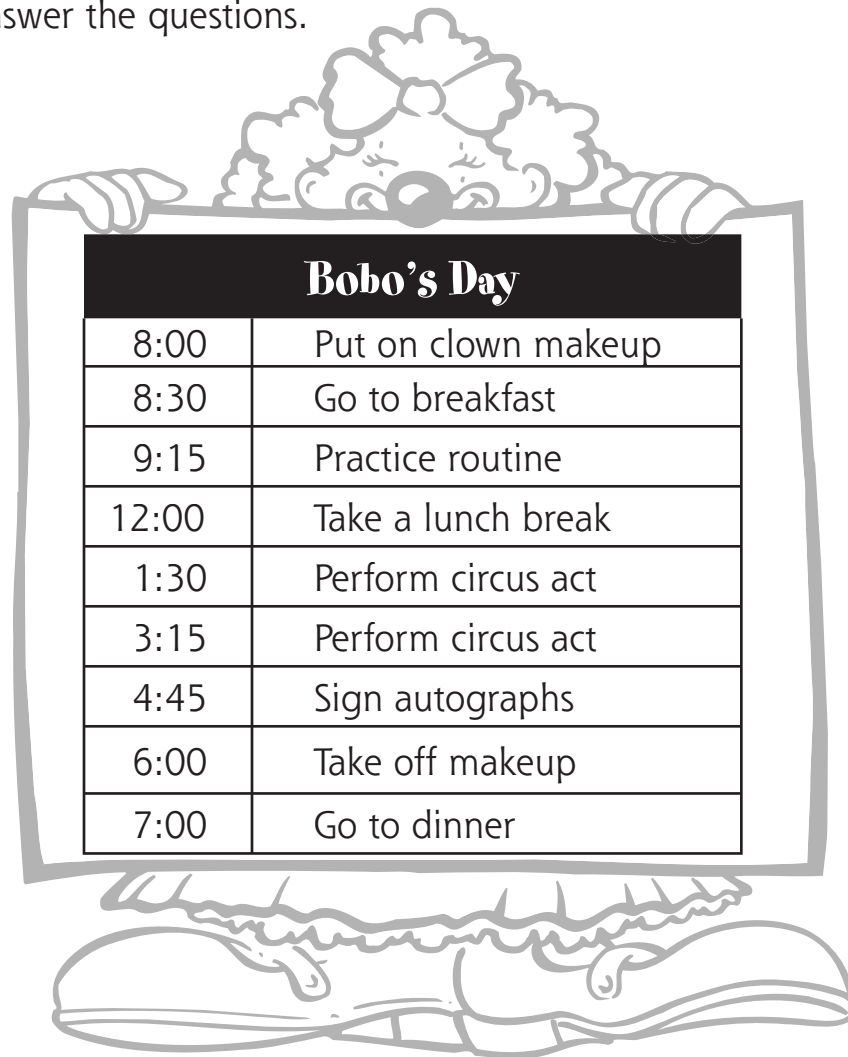
Name of the month						
Sunday	Monday	Tuesday	Wednesday	Thursday	Friday	Saturday

Use a schedule and calendar to answer questions

Bobo, the Clown

Name _____

Use the schedule to answer the questions.



Bobo's Day	
8:00	Put on clown makeup
8:30	Go to breakfast
9:15	Practice routine
12:00	Take a lunch break
1:30	Perform circus act
3:15	Perform circus act
4:45	Sign autographs
6:00	Take off makeup
7:00	Go to dinner

1. How many hours does Bobo wear his clown makeup? _____ hours

2. At what time does Bobo practice his routine? _____

3. How many times a day does Bobo perform his circus act? _____ times

4. At what times are Bobo's meals?

5. What does Bobo do at 4:45?

Use a schedule and calendar to answer questions

Reading a Calendar

Name _____

Blanca kept this calendar for October. Use it to answer the questions.

October						
Sunday	Monday	Tuesday	Wednesday	Thursday	Friday	Saturday
		1	2	3	4	5
6	7	8	9 Dentist	10	11	12
13	14 Columbus Day	15	16	17	18	19 Mall
20	21	22	23	24	25	26
27 Visit Grandma	28	29	30	31 Halloween		

1. What day of the week is...?

October 13 _____ October 19 _____

October 22 _____ October 30 _____

2. How many Sundays were in October? _____

3. How many days in October were probably school days? _____

4. What holiday was celebrated on October 31? _____

5. Where did Blanca go on October 27? _____

6. On what day of the week did Blanca go to the dentist? _____

Use a schedule and calendar to answer questions

Movie Schedule

Name _____

Read the movie schedule to answer the questions.

<input type="checkbox"/>	★★ Century Cinema Center ★★	<input type="checkbox"/>
<input type="checkbox"/>	18 Elm Street 385-2461	<input type="checkbox"/>
<input type="checkbox"/>	Bargain Matinees before 4:00 \$5.00	<input type="checkbox"/>
<input type="checkbox"/>	Bear Jamboree (G)	<input type="checkbox"/>
<input type="checkbox"/>	12:45 4:30 7:15	<input type="checkbox"/>
<input type="checkbox"/>	Attack of the Monsters (PG-13)	<input type="checkbox"/>
<input type="checkbox"/>	12:30 3:00 6:45 9:30	<input type="checkbox"/>
<input type="checkbox"/>	Juan Garcia Alice Lee	<input type="checkbox"/>
<input type="checkbox"/>	Wild Animal Park (PG)	<input type="checkbox"/>
<input type="checkbox"/>	4:45 7:00 9:15	<input type="checkbox"/>

1. How many movies are showing at Century Cinema? _____
2. Which movie can anyone go to see? _____
Explain your answer.

3. At what time is the first showing of **Bear Jamboree**? _____
4. When is the last time you can see **Attack of the Monsters**? _____
5. How much does a ticket cost if you go before 4:00? _____
6. Who is starring in **Wild Animal Park**? _____

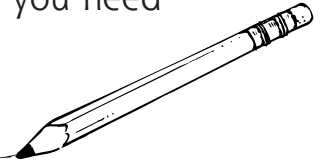
Use a schedule and calendar to answer questions

's Schedule

Name _____

your name _____

Fill in this schedule for one week. Write in the time and activity that you need to remember.



Day	Time	Activity
Saturday		
Sunday		
Monday	___ : ___ to ___ : ___	School
Tuesday	___ : ___ to ___ : ___	School
Wednesday	___ : ___ to ___ : ___	School
Thursday	___ : ___ to ___ : ___	School
Friday	___ : ___ to ___ : ___	School

Use a schedule and calendar to answer questions

Name _____

Math Test

Fill in the circle next to the correct answer.

November						
Sun	Mon	Tues	Wed	Thurs	Fri	Sat
	1	2	3	4	5	6
7	8	9	10	11	12	13
14	15	16	17	18	19	20
21	22	23	24	25	26	27
28	29	30				

Matt's Schedule	
6:00 Get up	12:00 Lunch
8:00 School starts	3:00 School ends
10:30 Recess	5:00 Do homework

1. What day of the week is November 25?
Ⓐ Monday Ⓒ Wednesday
Ⓑ Tuesday Ⓓ Thursday
2. What day comes after Saturday?
Ⓐ Friday Ⓒ Monday
Ⓑ Sunday Ⓓ Thursday
3. How many days are in November?
Ⓐ 27 Ⓒ 30
Ⓑ 29 Ⓓ 31
4. What is the date of the third Thursday?
Ⓐ 4 Ⓒ 18
Ⓑ 11 Ⓓ 27
5. How many Sundays are there in November?
Ⓐ 2
Ⓑ 3
Ⓒ 4
Ⓓ 5

6. Read the schedule. What does Matt do at 12:00?
Ⓐ goes to recess
Ⓑ does homework
Ⓒ goes home
Ⓓ eats lunch
7. When does Matt get up?
Ⓐ 6:00 Ⓒ 7:30
Ⓑ 7:00 Ⓓ 8:00
8. How long is Matt at school?
Ⓐ 5 hours
Ⓑ 6 hours
Ⓒ 7 hours
Ⓓ 8 hours
9. What does Matt do at 5:00?
Ⓐ eats lunch
Ⓑ eats dinner
Ⓒ goes home from school
Ⓓ does homework
10. How long is it from the time recess starts until lunchtime?
Ⓐ an hour and a half
Ⓑ a half hour
Ⓒ two hours
Ⓓ one hour

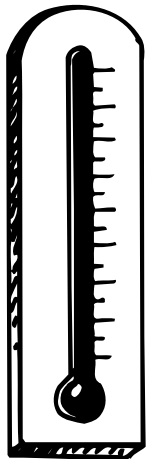


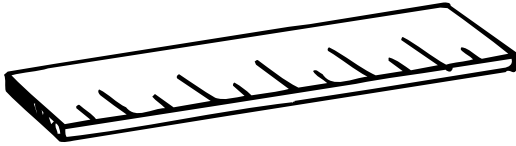
Use a schedule and calendar to answer questions

Todd's Tools

Name _____

Which measuring tool will Todd choose to find the answer to each question?

Draw a line to make a match.



- What time is it?
- How long is the banana?
- Do I need to wear a coat outside?
- Is this one cup of sugar?
- How much do you weigh?
- Is it 8:30 yet?
- How wide is the door?
- Is it warm enough to go swimming?
- Can you measure out three cups of flour?
- Does the chicken weigh more than the turkey?


Choose the appropriate tools and units (metric and standard U.S.) to estimate and measure length, liquid volume, and weight

The Winner!


Name _____

Everyone in the neighborhood wanted to win the contest for growing the heaviest pumpkin at the fair. Read the weights to find the winner.

Color the winning pumpkin. Then number the pumpkins from the heaviest (1) to the lightest (5).



Circle the measuring tools that could be used to measure the weight of the pumpkins.



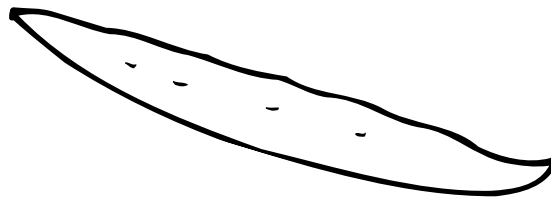
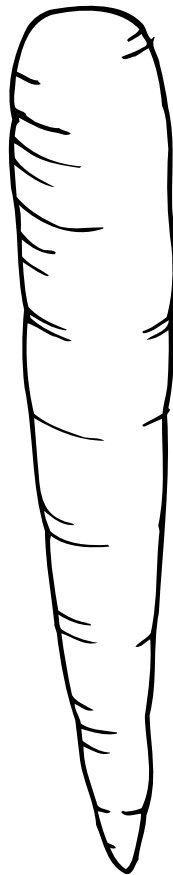


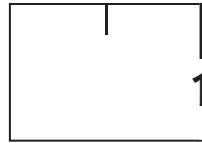
Choose the appropriate tools and units (metric and standard U.S.) to estimate and measure length, liquid volume, and weight

Vegetable Soup

Name _____

Estimate the length of each vegetable Mrs. Green bought to make a pot of soup. Then use the ruler at the bottom of the page to measure them.

Hint: This is one inch.



Estimate

Measure

Carrot _____

Tomato _____

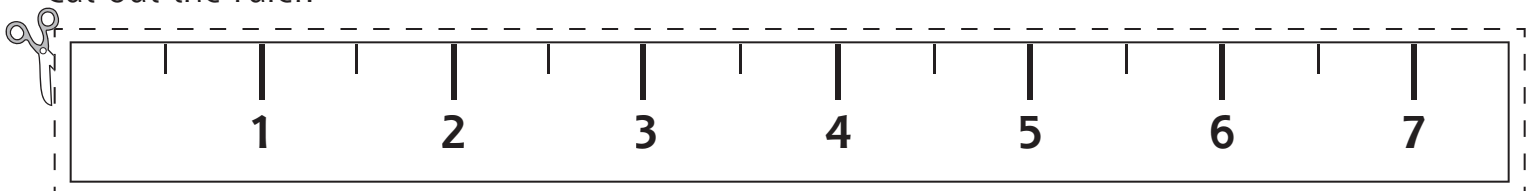
Potato _____

Bean _____

Squash _____

Pea _____

Cut out the ruler.



Choose the appropriate tools and units (metric and standard U.S.) to estimate and measure length, liquid volume, and weight


Measure It

Name _____

Circle the correct picture. Write the answer on the line.


1. Sara has company coming for breakfast. There will be 4 people. What size orange juice container should she buy?

For 4 people, she should buy a _____.




2. Mom is making hot chocolate for Tim and Tom. What size milk container will she need?

For 2 people, she will need a _____.





3. Herbert made lemonade for the picnic. There will be 12 kids at the picnic. What size container of lemonade should he make?

For 12 people, he should make a _____.



4. Tina is making ice-cream cones for 6 people. What size container of ice cream should she buy?

For 6 people, she should buy a _____.

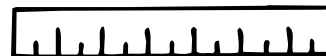





Choose the appropriate tools and units (metric and standard U.S.) to estimate and measure length, liquid volume, and weight

Ways to Measure

Name _____

Make a list of all the different ways you use measurement. Then name the measurement tool you use to do each.



Ways I Measure

Tools I Use

Choose the appropriate tools and units (metric and standard U.S.) to estimate and measure length, liquid volume, and weight


Math Test

Name _____

Fill in the circle next to the correct answer.

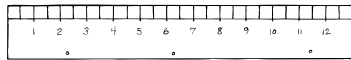
1. Name the measuring tool.

- (A) ruler
- (B) scale
- (C) tablespoon
- (D) thermometer



2. Name the measuring tool.

- (A) ruler
- (B) scale
- (C) tablespoon
- (D) thermometer



3. When do you use a scale?

- (A) to measure height
- (B) to measure weight
- (C) to measure temperature
- (D) none of the above

4. When do you use a yardstick?

- (A) to measure weight
- (B) to measure amount
- (C) to measure time
- (D) to measure height

5. Which tool do you use to measure temperature?

- (A) ruler
- (B) thermometer
- (C) scale
- (D) measuring cup

6. What unit of measure would you use to measure liquids?

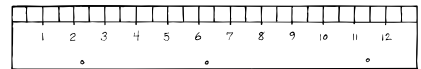
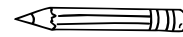
- (A) inch
- (B) pound
- (C) liter
- (D) yard

7. Which unit of measure would NOT be used to measure weight?

- (A) ounce
- (B) gram
- (C) pound
- (D) centimeter


8. What is the length of the pencil?

- (A) $4\frac{1}{2}$ inches
- (B) 5 inches
- (C) $5\frac{1}{2}$ inches
- (D) 6 inches



9. What is the weight of the apples?

- (A) 1 pound
- (B) $1\frac{1}{2}$ pounds
- (C) 2 pounds
- (D) 3 pounds



10. Kim is measuring sugar for cookies. What measuring tool should she use?

- (A) ruler
- (B) measuring cup
- (C) thermometer
- (D) yardstick


Choose the appropriate tools and units (metric and standard U.S.) to estimate and measure length, liquid volume, and weight

Party Time

Name _____

Read the questions. Find the answers.

4 cups = 1 quart
2 pints = 1 quart
4 quarts = 1 gallon
16 ounces = 1 pound



Sixteen kids are coming to Sasha's party. How much of each item does she need to buy?

1. She needs 4 ounces of hamburger meat for each person. How many pounds should she buy?

_____ pounds of hamburger meat

2. She needs 1 cup of ice cream for each person. How many quarts should she buy?

_____ quarts of ice cream

3. She needs 2 cups of juice for each person. How many gallons should she buy?

_____ gallons of juice

Carry out simple unit conversions within a system of measurement

Cross Numbers

Name _____

Use the measurement clues to complete the crossword puzzle.

Word Box	
eight	fifty
five	hundred
mile	sixteen
sixty	twelve
ten	three
thousand	

Across

3. centimeters in a meter = one _____
5. inches in a foot
6. cents in a half-dollar
8. ounces in a cup
9. ounces in a pound
10. dimes in a dollar

Down


1. feet in a yard
2. minutes in an hour
4. 5,280 feet = 1 _____
6. nickels in a quarter
7. pounds in a ton = two _____

Carry out simple unit conversions within a system of measurement

From Time to Time

Name _____

Read the chart. Then use addition or multiplication to find the answers.



- 7 minutes = _____ seconds
- 3 hours = _____ minutes
- 4 days = _____ hours
- 1 week = _____ days = _____ hours
- 1 year = _____ months = _____ weeks
- 5 years = _____ months = _____ weeks

Bonus:

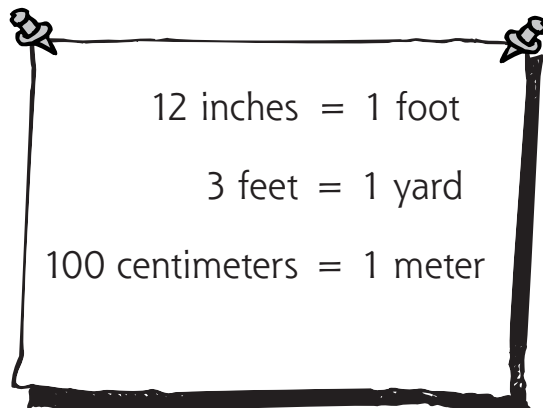
How many days old are you? _____

Carry out simple unit conversions within a system of measurement

How Long Is It?

Name _____

Read the chart. Then use addition, multiplication, or division to find the answers.




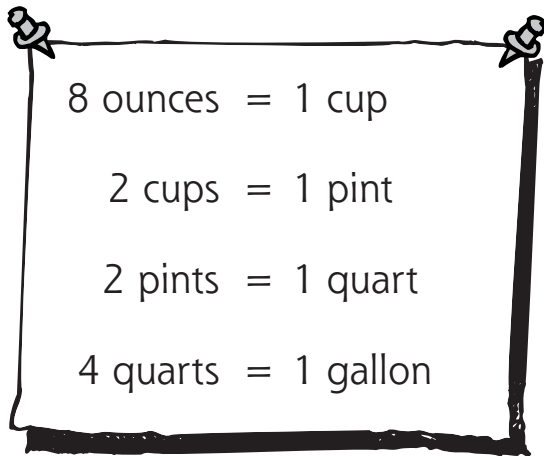
<p>1. How many inches are in 1 yard?</p> <p>_____ inches</p>	<p>2. How many yards do 27 feet equal?</p> <p>_____ yards</p>
<p>3. How many centimeters are in 6 meters?</p> <p>_____ centimeters</p>	<p>4. Which is more—2 yards or 48 inches?</p> <p>_____</p> <p>Explain your answer.</p> <p>_____</p>
<p>5. Which is more—6 meters or 300 centimeters?</p> <p>_____</p> <p>Explain your answer.</p> <p>_____</p>	<p>6. Which is more—54 inches, $4\frac{1}{2}$ feet, or 1 yard?</p> <p>_____</p> <p>Explain your answer.</p> <p>_____</p>

Carry out simple unit conversions within a system of measurement

Fill It Up!

Name _____

Figure out the correct amount.



1. How many cups would you need to fill each container?

1 quart = _____ cups

1 gallon = _____ cups

3 quarts = _____ cups

2 pints = _____ cups

2. How many pints would you need to fill each container?

1 quart = _____ pints

1 gallon = _____ pints

5 quarts = _____ pints

$2\frac{1}{2}$ gallons = _____ pints

Use these symbols to compare the amounts.

<	=	>
less than	equal to	greater than

3. 2 cups ○ 1 quart

16 ounces ○ 1 pint

4. 2 pints ○ 3 cups

8 cups ○ 2 quarts

5. 4 quarts ○ 3 pints

6 pints ○ 1 gallon

Carry out simple unit conversions within a system of measurement

Name _____

Math Test

Fill in the circle next to the correct answer.

1. How many inches are in one foot?

- Ⓐ 10
- Ⓑ 12
- Ⓒ 24
- Ⓓ 36

2. How many centimeters are in one meter?

- Ⓐ 24
- Ⓑ 50
- Ⓒ 100
- Ⓓ 300

3. How many ounces are in one pound?

- Ⓐ 12
- Ⓑ 16
- Ⓒ 20
- Ⓓ 24

4. 36 inches equals _____

- Ⓐ one foot
- Ⓑ one meter
- Ⓒ one yard
- Ⓓ none of the above

5. If there are 4 cups in a quart, how many cups are in a gallon?

- Ⓐ 4
- Ⓑ 8
- Ⓒ 12
- Ⓓ 16

6. 600 centimeters equals _____

- Ⓐ one meter
- Ⓑ three meters
- Ⓒ six meters
- Ⓓ eight meters

7. 2 yards equals _____ inches

- Ⓐ 12
- Ⓑ 24
- Ⓒ 48
- Ⓓ 72

8. Which of these is the longest?

- Ⓐ 3 feet
- Ⓑ 2 yards
- Ⓒ 54 inches
- Ⓓ none of the above

9. Which of these is equal to 3 feet?

- Ⓐ 2 yards
- Ⓑ 36 inches
- Ⓒ 30 inches
- Ⓓ none of the above

10. Ana needs 8 cups of juice. Which of these should she buy to get just the right amount?

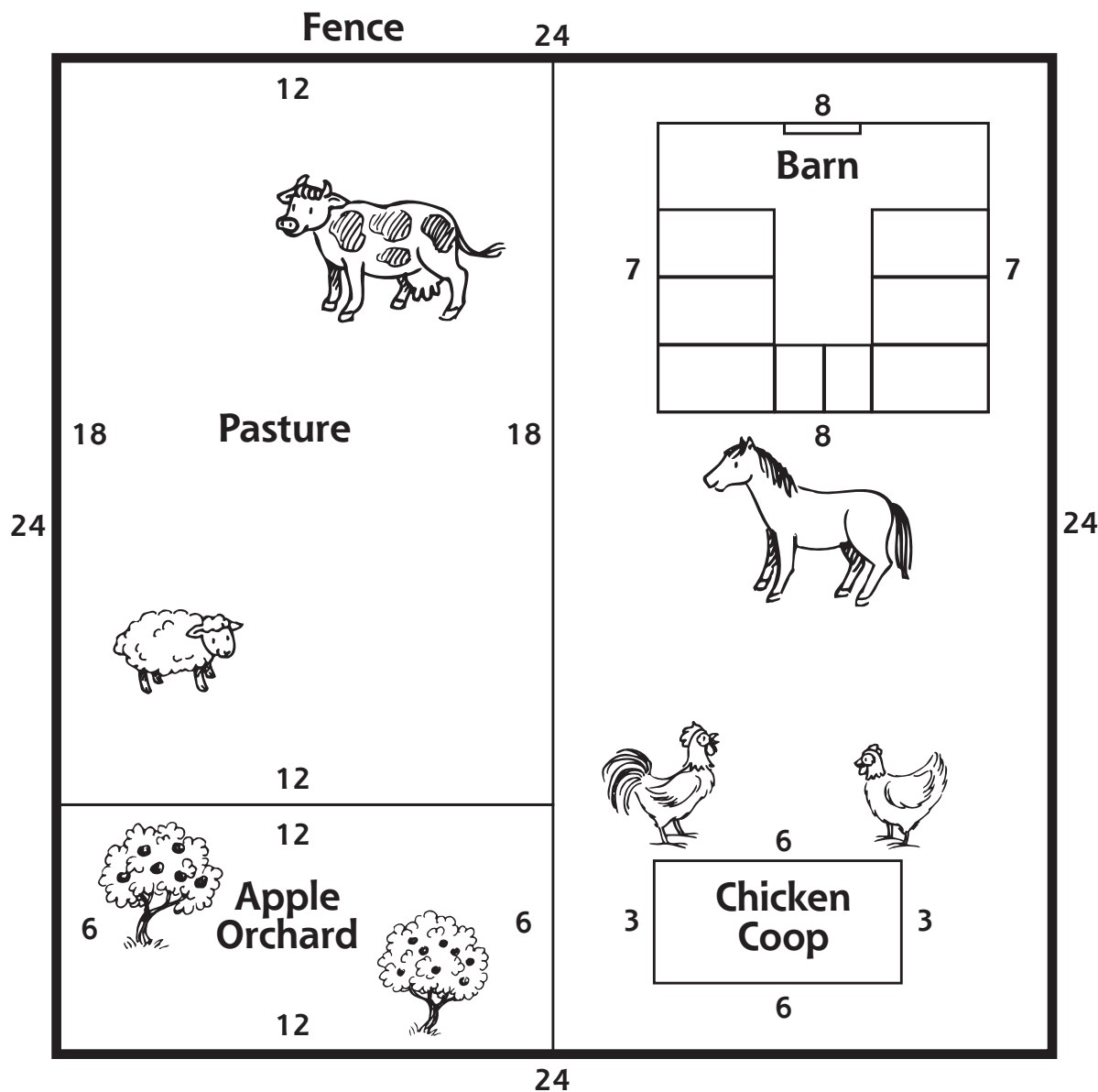
- Ⓐ 2 pints
- Ⓑ 1 quart
- Ⓒ 2 gallons
- Ⓓ 2 quarts

Carry out simple unit conversions within a system of measurement

Bird's-Eye View

Name _____

This is a bird's-eye view of Old McDonald's farm. Add to find each perimeter.



1. The perimeter of the fence is _____.
2. The perimeter of the barn is _____.
3. The perimeter of the chicken coop is _____.
4. The perimeter of the pasture is _____.
5. The perimeter of the apple orchard is _____.

Find the perimeter of a polygon

Wild Animals


Name _____

Cut out the ruler. Find the perimeter of each sticker in centimeters.


1. The perimeter is _____ cm.



2. The perimeter is _____ cm.



3. The perimeter is _____ cm.



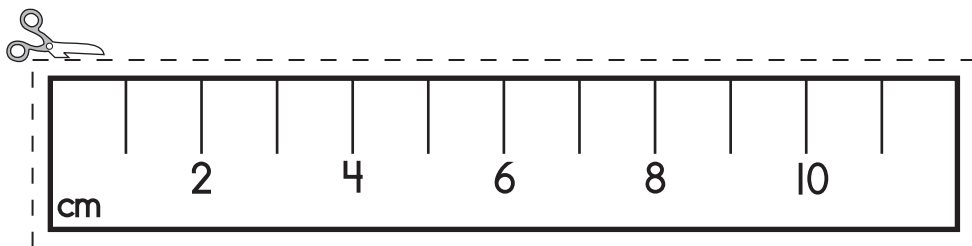

4. The perimeter is _____ cm.



5. The perimeter is _____ cm.



6. The perimeter is _____ cm.

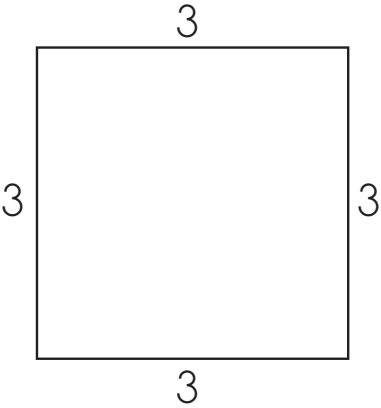
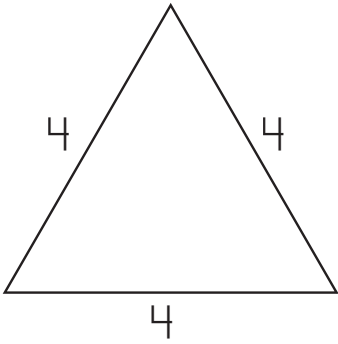
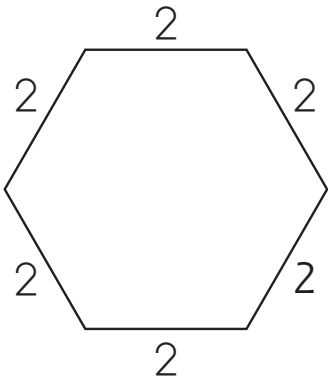
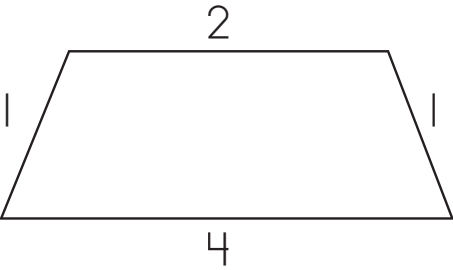
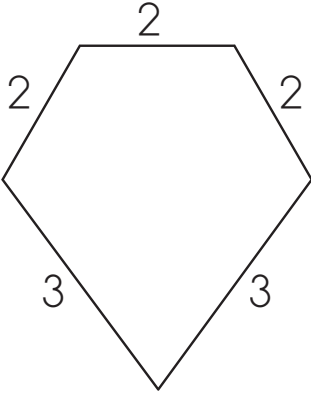
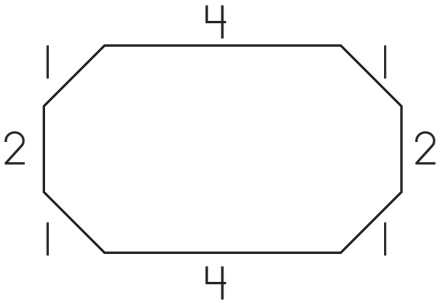
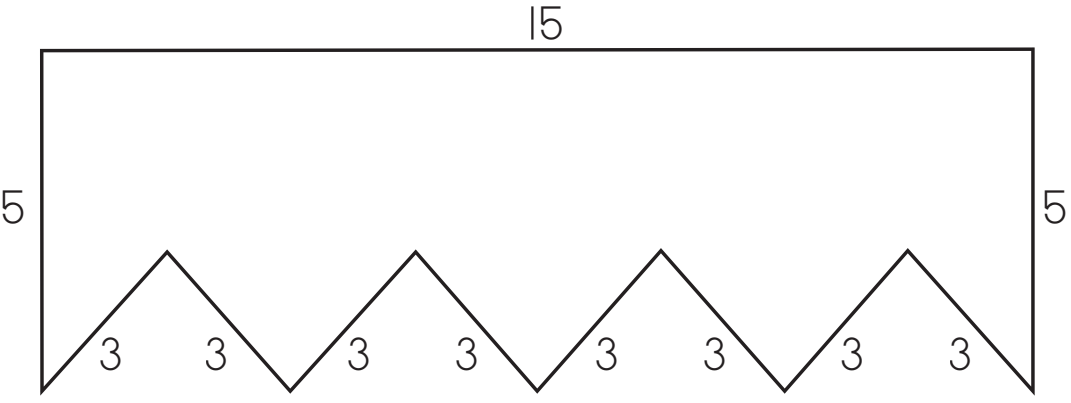


Find the perimeter of a polygon

Polygon Perimeters

Name _____

Add to find the perimeters.

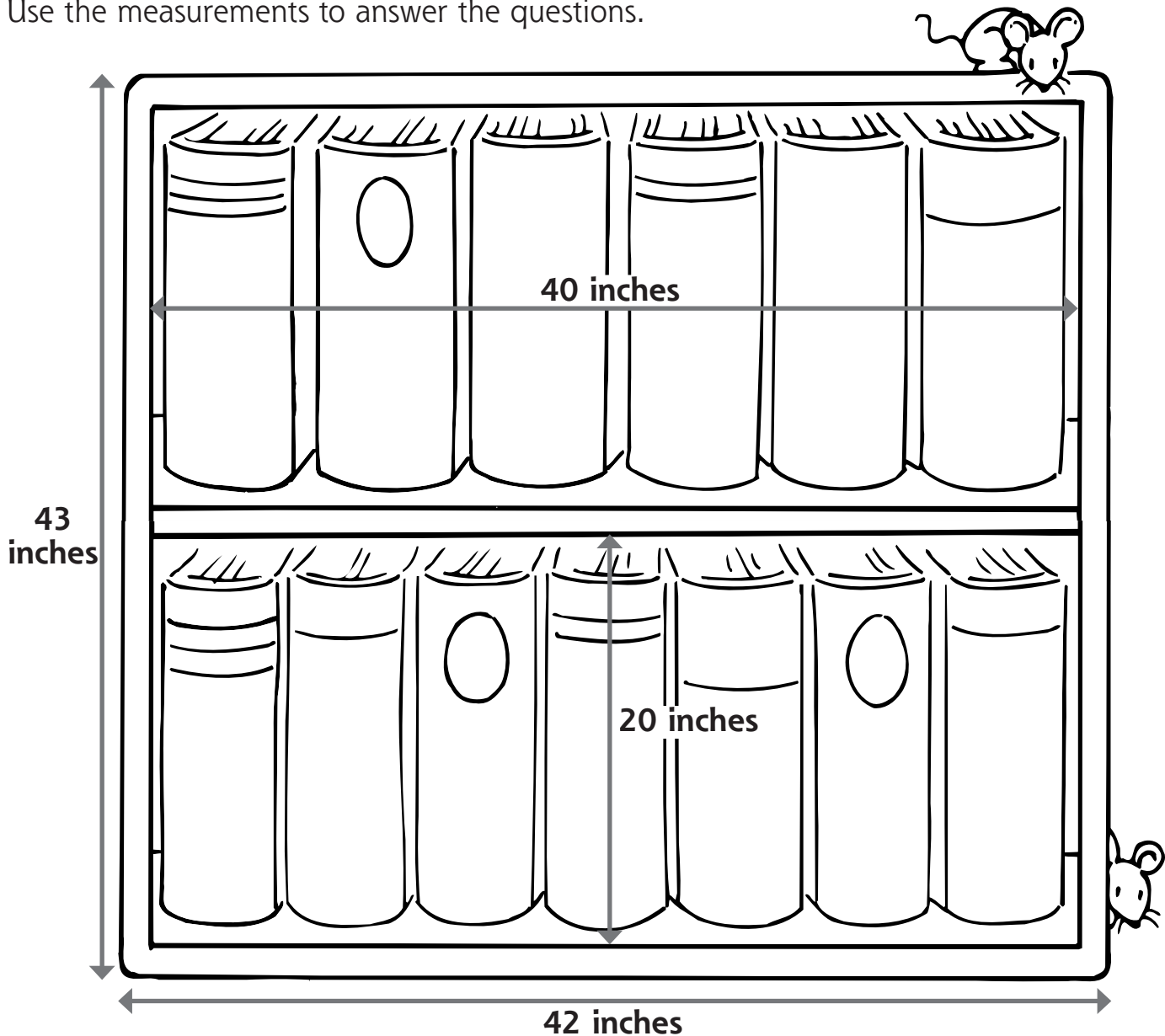
 <p>1. _____</p>	 <p>2. _____</p>	 <p>3. _____</p>
 <p>4. _____</p>	 <p>5. _____</p>	 <p>6. _____</p>
 <p>7. _____</p>		

Find the perimeter of a polygon

A New Bookcase

Name _____

Father built a bookcase for Edgar's bedroom.
Use the measurements to answer the questions.



1. How tall is the bookcase? _____
2. How wide is the bookcase? _____
3. What is the perimeter of the bookcase? _____



Find the perimeter of a polygon

Measure in Class

Name _____

You will need an inch or a centimeter ruler.
Measure and find the perimeter of each object.

1. The perimeter of my desktop is _____.
2. The perimeter of my chair seat is _____.
3. The perimeter of my math book cover is _____.



Find at least three more objects in the classroom. Measure and find their perimeters.

Object

Perimeter

Find the perimeter of a polygon

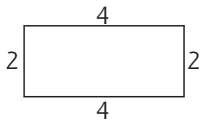
Name _____

Fill in the circle next to the correct answer.

1. What does **perimeter** mean?
- (A) a shape with five sides
 - (B) a kind of ruler
 - (C) the distance around something
 - (D) none of the above

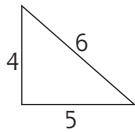
2. Find the perimeter.

- (A) 2
- (B) 4
- (C) 8
- (D) 12



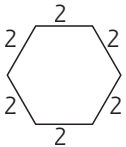
3. Find the perimeter.

- (A) 10
- (B) 11
- (C) 12
- (D) 15



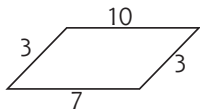
4. Find the perimeter.

- (A) 6
- (B) 8
- (C) 12
- (D) 16



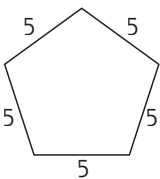
5. Find the perimeter.

- (A) 18
- (B) 23
- (C) 27
- (D) 30



6. Find the number sentence that shows the perimeter.

- (A) $5 \times 5 = 25$
- (B) $5 + 5 + 5 + 5 = 20$
- (C) $5 \times 5 = 10$
- (D) $5 + 5 + 5 + 5 + 5 + 5 = 30$



7. Patty Pig's pen is a square with 8-foot sides. What is the perimeter of her pen?

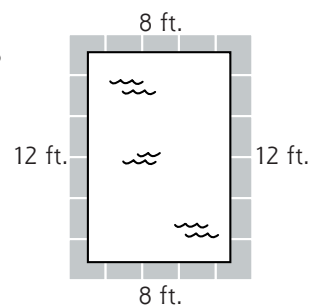
- (A) 16 feet
- (B) 32 feet
- (C) 40 feet
- (D) 48 feet

8. Mark drew a pentagon with 4-inch sides. What was the perimeter of his rectangle?

- (A) 12 inches
- (B) 12 feet
- (C) 16 inches
- (D) 20 inches

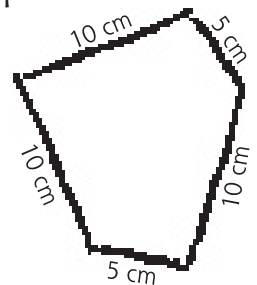
9. What is the perimeter of this swimming pool?

- (A) 40 inches
- (B) 12 feet
- (C) 40 feet
- (D) 48 inches



10. Kent drew this funny shape. What is the perimeter of his shape?

- (A) 25 centimeters
- (B) 35 centimeters
- (C) 40 centimeters
- (D) 50 centimeters



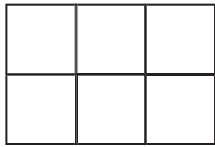
Find the perimeter of a polygon

Animal Pens

Name _____

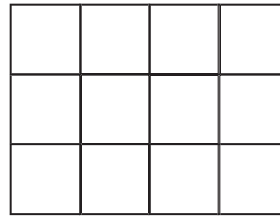
How many tiles are needed to cover the floor of each animal pen?

1.




6 square floor tiles

2.




_____ square floor tiles

3.




_____ square floor tiles

4.




_____ square floor tiles

5.



_____ square floor tiles

Area is the size of a flat surface in square units.



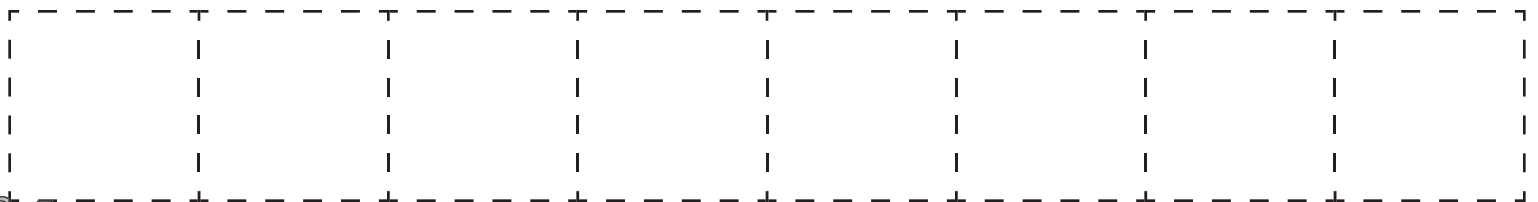

Determine the area and volume of figures using squares or cubes

8 Square

Name _____

How many different ways can you arrange 8 one-inch square tiles?

1. Cut out the tiles at the bottom of the page.
2. Arrange them with at least one side touching at all times.
3. Draw each pattern you make on the grid below.
4. Count the tiles to find the area of the shape you made.



Determine the area and volume of figures using squares or cubes

How Big Is It?

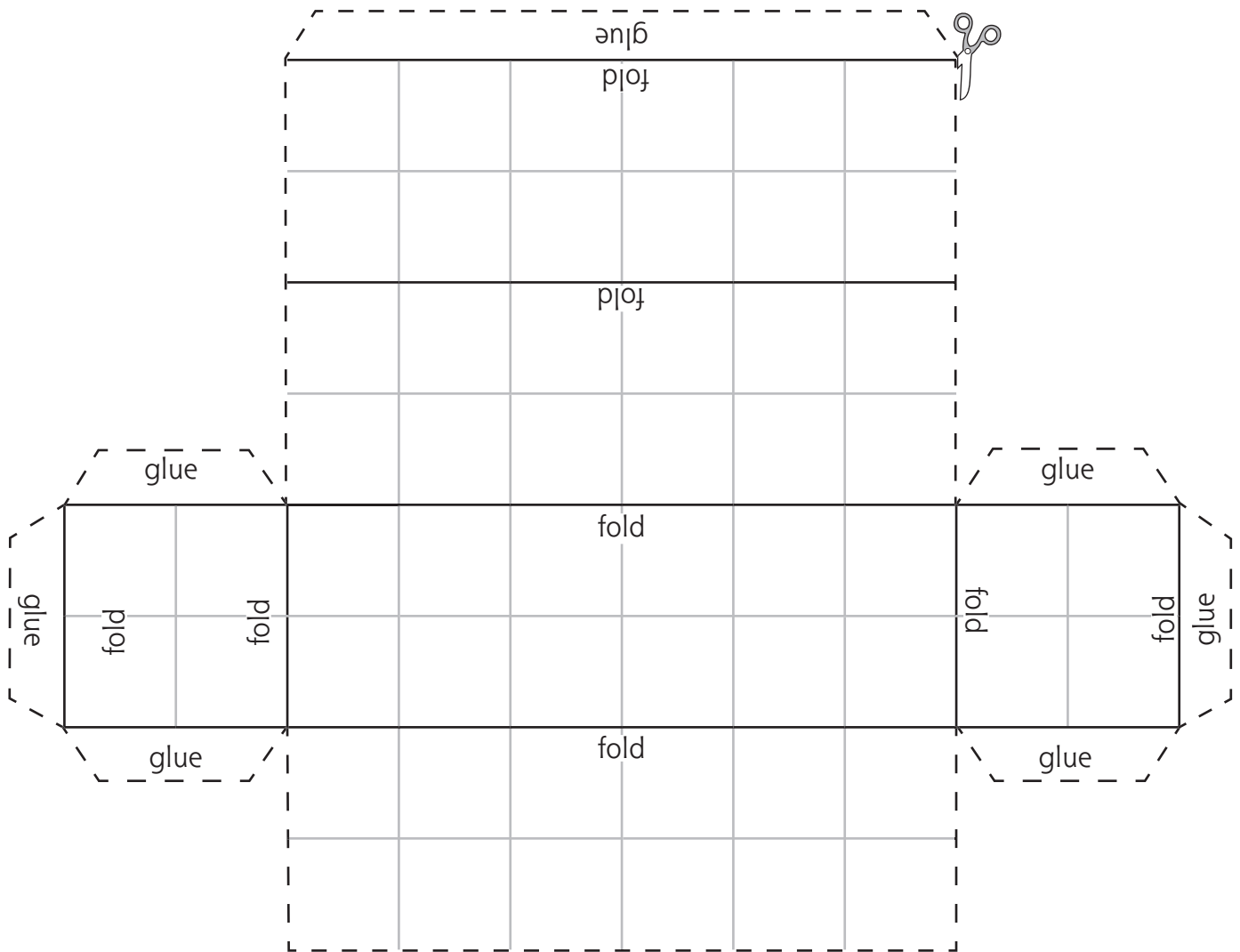
Name _____

Cut out the rectangle. Fold along the lines and glue the tabs in place to make a three-dimensional shape.

This shape looks like it was made from small cubes. How many cubes were used to make it?

How did you find your answer? _____

Three-dimensional shapes have length, width, and height.



Determine the area and volume of figures using squares or cubes

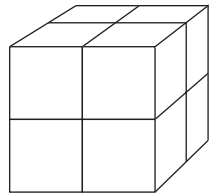

Volume

Name _____

Count the blocks to find the volume of each shape.

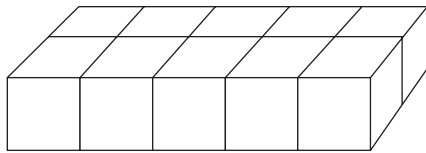
Hint: Don't forget the ones you can't see.

Volume is the amount of space contained in a three-dimensional shape.



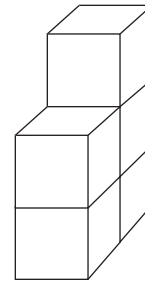
Volume 8

1.



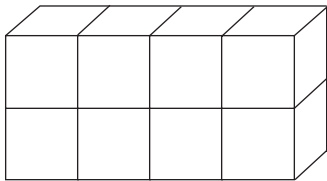
Volume _____

2.



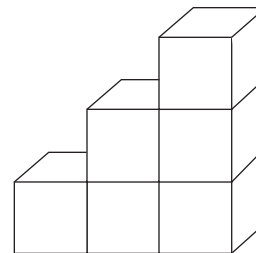
Volume _____

3.



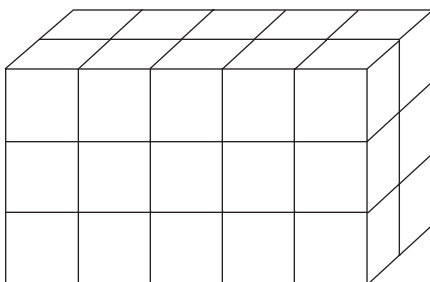
Volume _____

4.



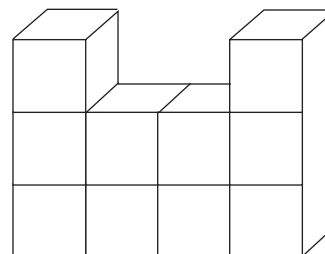
Volume _____

5.



Volume _____

6.



Volume _____

Determine the area and volume of figures using squares or cubes

What's My Area?

Name _____

Cut out the squares at the bottom of the page.
Use them to find the area of each object.


1. The area of my desktop is _____.
2. The area of my chair seat is _____.
3. The area of my math book cover is _____.



Find three more objects in the classroom. Find their areas.

Object

Area



Determine the area and volume of figures using squares or cubes

Name _____


Fill in the circle next to the correct answer.

1. What does **area** mean?

- (A) the length of a line
- (B) the weight of an object
- (C) the size of a flat area
- (D) the amount of space in a three-dimensional object


2. Find the area.

- (A) 4
- (B) 8
- (C) 10
- (D) 12

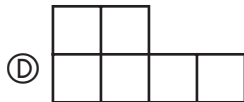
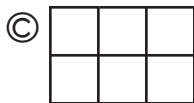
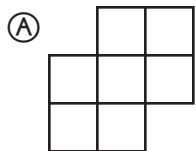


3. Find the area.

- (A) 12
- (B) 14
- (C) 16
- (D) 20

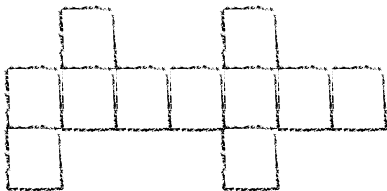


4. Which shape has the greatest area?

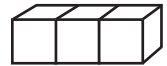


5. Angela drew this funny shape. What is the area of her shape?

- (A) 10
- (B) 11
- (C) 12
- (D) 14

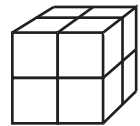


6. What is the volume of this shape?



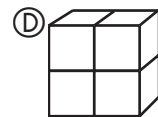
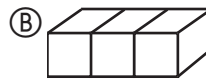
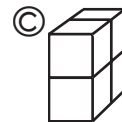
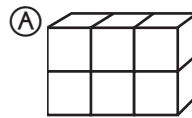
- (A) 1
- (B) 3
- (C) 5
- (D) 7

7. What is the volume of this shape?

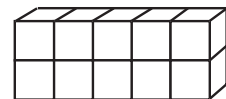


- (A) 2
- (B) 4
- (C) 6
- (D) 8

8. Which shape has the greatest volume?



9. What is the volume of this wall?



- (A) 10
- (B) 12
- (C) 14
- (D) 17

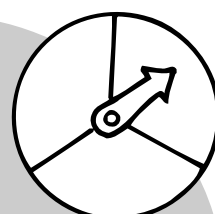
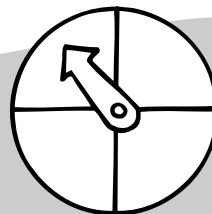
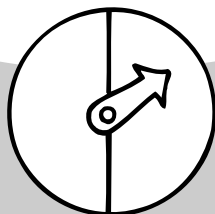
10. What does **volume** mean?

- (A) the length of a line
- (B) the weight of an object
- (C) the size of a flat area
- (D) the amount of space in a three-dimensional object

Determine the area and volume of figures using squares or cubes


Data Analysis and Probability

- Read and interpret data on various types of graphs.....231
- Collect, record, and classify data.....237
- Explore probability, record possible outcomes, and use results to predict future events.....243



short-eared owl	
meadowlark	
bobolink	
barn swallow	
killdeer	
kestrel	

A	 	D	
B	 	E	
C		F	






















~~||||~~ = 5

Recess

Name _____

Look at the graph. Then answer the questions.

Number of Children Playing Games at Recess

 = 5 children					
Game	Monday	Tuesday	Wednesday	Thursday	Friday
Four Square					
Tag					
Dodge Ball					
Basketball					

1. What does this symbol stand for?



2. What games did the children play?

3. What game did the fewest number of children play last week?

4. What game did the most children play last week?

5. How many children played dodge ball on Friday?


_____ children

Read and interpret data on various types of graphs

Cookies

Name _____

This circle graph shows the different cookies in Max's cookie jar. Read the graph and answer the questions. Circle the letter under **True** or **False** for each answer. Then write that letter on the line with that statement's number.



- | | True | False |
|---|-------------|--------------|
| 1. Most of the cookies were chocolate chip. | I | N |
| 2. There were more sugar cookies than peanut butter cookies. | A | K |
| 3. There were more chocolate sandwich cookies than sugar cookies. | M | F |
| 4. The fewest number of cookies were peanut butter cookies. | K | L |

What is the best thing to have with cookies?

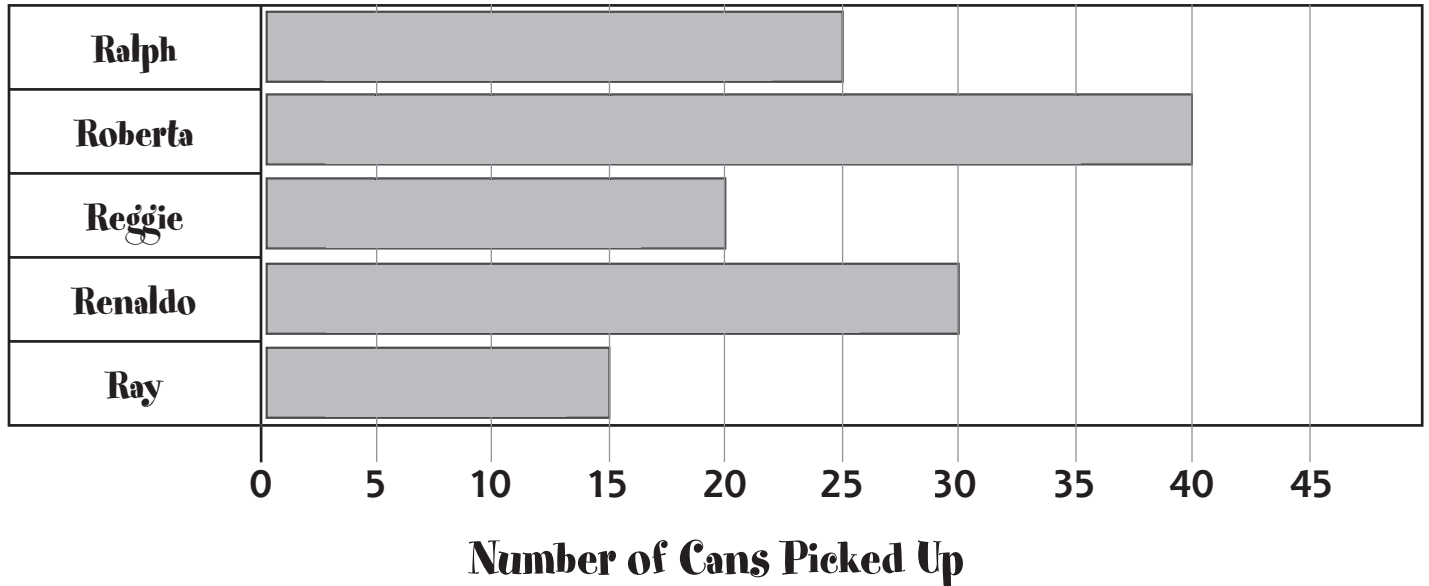
_____ 3 _____ 1 _____ 4 _____ 2

Read and interpret data on various types of graphs

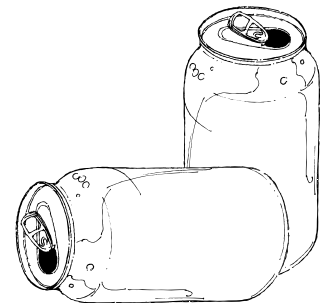
Recycle Race

Name _____

Ralph and his friends had a race to see who could collect the most aluminum cans in one week. The graph shows how many cans each person picked up.



1. Who picked up the most cans? _____
2. Who picked up the fewest cans? _____
3. How many cans did Reggie pick up? _____
4. Which person picked up 30 cans? _____
5. Who picked up 5 more cans than Ray? _____
6. How many more cans did Roberta pick up than Ralph? _____



Read and interpret data on various types of graphs

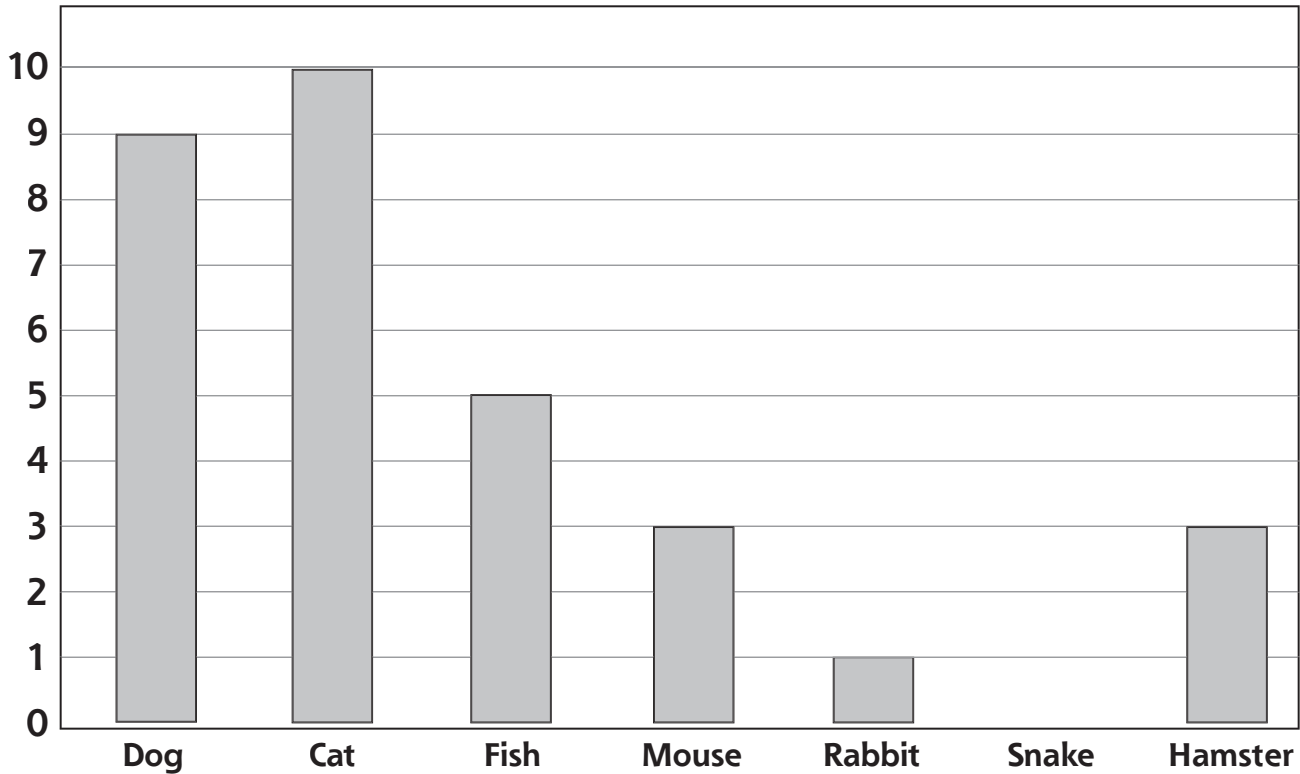
Pets

Name _____

This graph shows information about the pets that belong to children in Mr. Conrad's class. Look at the graph and answer the questions.



Pets in Room 9



1. What is the subject of this graph? _____
2. How many pets are dogs? _____
3. Which pet do the children have the most of? _____
4. How many more fish are pets than snakes? _____
5. Which animal is **not** a pet for any child in Room 9? _____
6. There are 20 children in Mr. Conrad's class.
Do some of the children have more than one pet? **Yes** **No**


Explain your answer.

Read and interpret data on various types of graphs

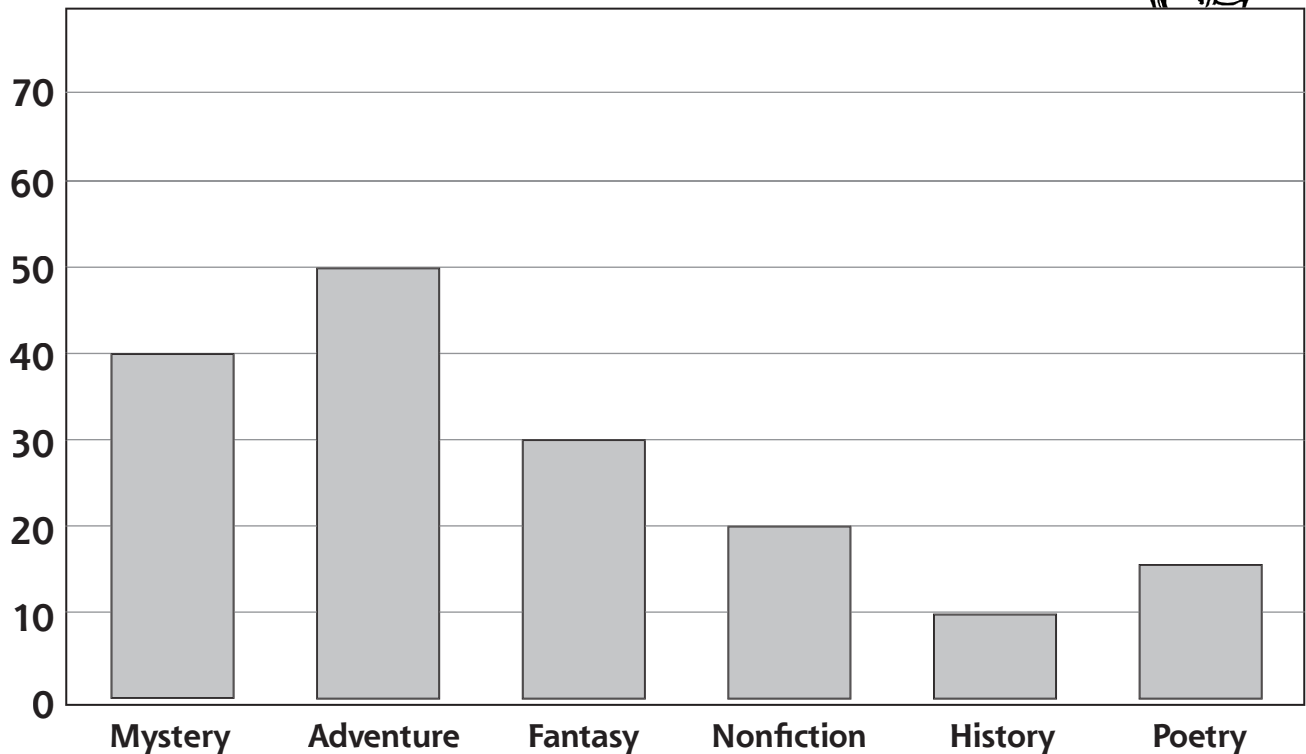
Library Checkout

Name _____

The library was very busy today.
Look at the graph to find how many books
of each kind were checked out.



Books Checked Out on Friday



1. What kind of book was checked out the most? _____
2. Were more mystery books or more poetry books checked out? _____
How many more? _____
3. How many fantasy books were checked out? _____
4. How many nonfiction books were checked out? _____
5. How many books were checked out in all? _____

Read and interpret data on various types of graphs

Math Test

Name _____

Fill in the circle next to the correct answer.
















Look at the graph and answer the questions.


Daisy IIII I	Sunflower III
Tulip IIII IIII	Carnation IIII IIII I

- What is the subject of this graph?
 - fruit
 - flowers
 - trees
 - vegetables
- How many flowers do all the tally marks stand for?
 - 10
 - 30
 - 50
 - 90
- How many tulips were picked?
 - 3
 - 6
 - 10
 - 12
- Which flower was picked the most?
 - daisy
 - tulip
 - sunflower
 - carnation
- How many more carnations were picked than daisies?

<ol style="list-style-type: none"> 2 3 	<ol style="list-style-type: none"> 4 5
--	--

Look at the graph and answer the questions.

Shells Found  = 2 shells	
Mark   	Tonia     
Carlos    	Mei Ling  

- What is the subject of this graph?
 - the sea
 - sea animals
 - seashells
 - none of the above
- How many shells does each  stand for?
 - 1
 - 2
 - 4
 - 5
- Who found the most shells?
 - Mark
 - Tonia
 - Carlos
 - Mei Ling
- Who found 8 shells?
 - Mark
 - Tonia
 - Carlos
 - Mei Ling
- How many fewer shells did Mark find than Tonia?

<ol style="list-style-type: none"> 2 4 	<ol style="list-style-type: none"> 6 8
--	--

Read and interpret data on various types of graphs

Birdwatching

Name _____

We saw these birds in the meadow.



short-eared owl	
meadowlark	
bobolink	
barn swallow	
killdeer	
kestrel	

Show the information on this graph.
Color one space for each tally mark.


Short-eared owl									
Meadowlark									
Bobolink									
Barn swallow									
Killdeer									
Kestrel									
	0	1	2	3	4	5	6	7	8

Collect, record, and classify data

Sweet Treats

Name _____

Uncle Henry brought candy to his nieces and nephews as a treat. Alvin ate 7 pieces, Clara ate 4 pieces, Edgar ate 7 pieces, and Mindy ate 2 pieces.



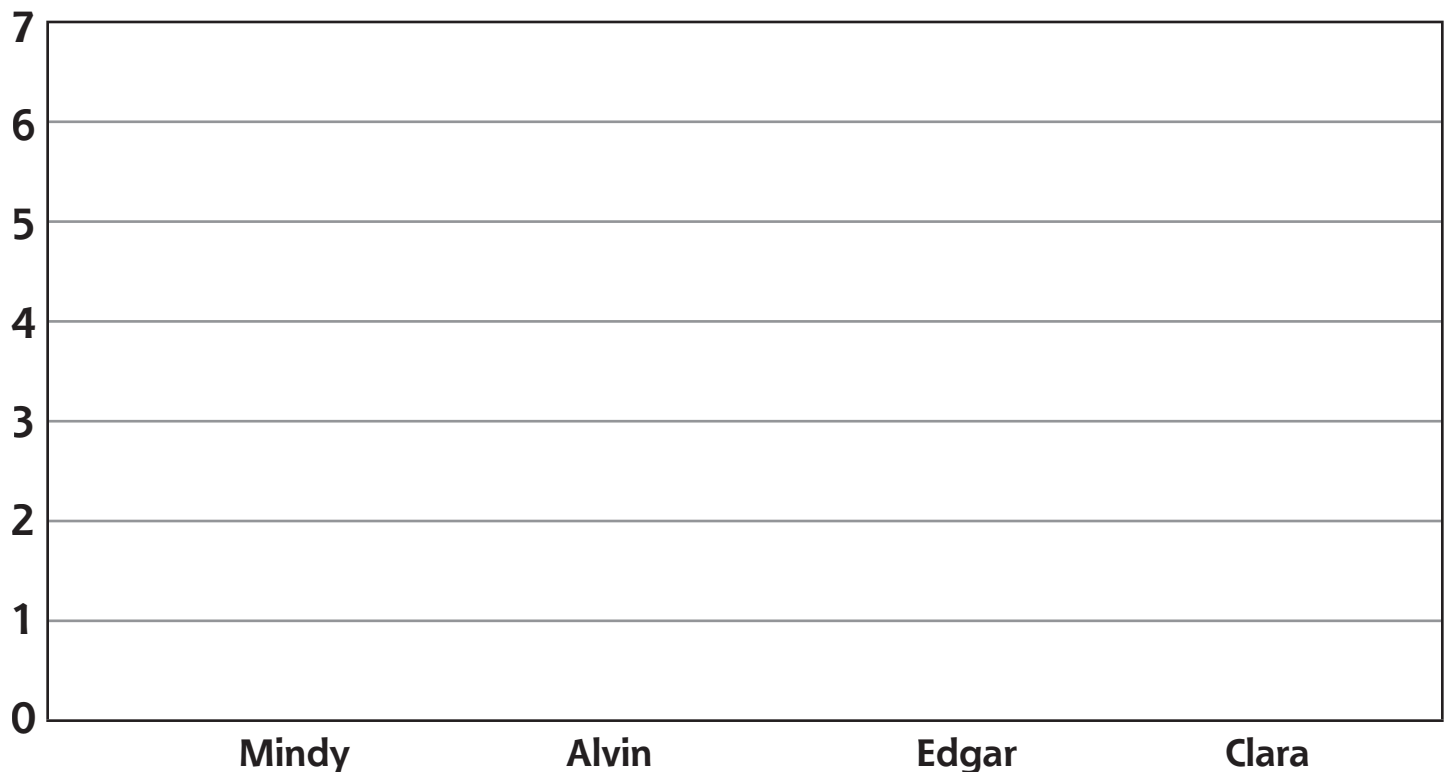
Use tally marks to show how much candy each child ate.

Pieces of Candy the Children Ate



	Mindy	Alvin	Edgar	Clara
Number of Pieces				

Now show the information on a bar graph.



Collect, record, and classify data

Hair Color


Name _____

Marina made a chart showing the hair colors of students in her class. She counted 5 girls and 3 boys with blond hair. She counted 4 girls and 4 boys with brown hair. There were 2 boys and 1 girl with black hair, and 1 boy with red hair.



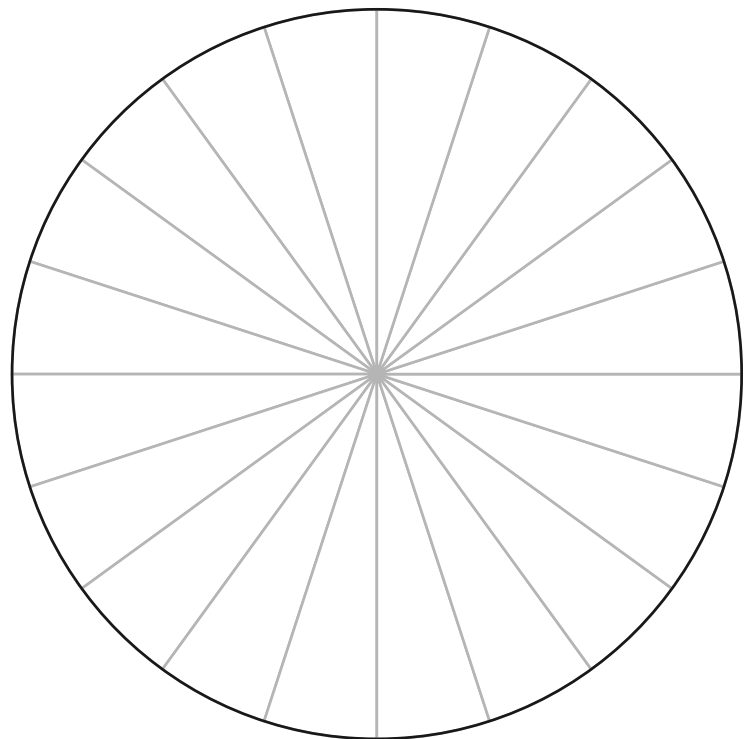
Draw a symbol to show how many students had each color hair.

Hair Colors

 = 1 boy or 1 girl

	Blond	Brown	Black	Red
Boys				
Girls				

Make a circle graph to show the same information. Color one section for each child, using the correct hair color. Put all of the sections for one color hair together on the graph.




Collect, record, and classify data

Gone Fishing

Name _____

Oscar went fishing five days last week. He caught 5 fish on Friday, 6 fish on Saturday, 4 fish on Sunday, 6 fish on Monday, and 3 fish on Tuesday.

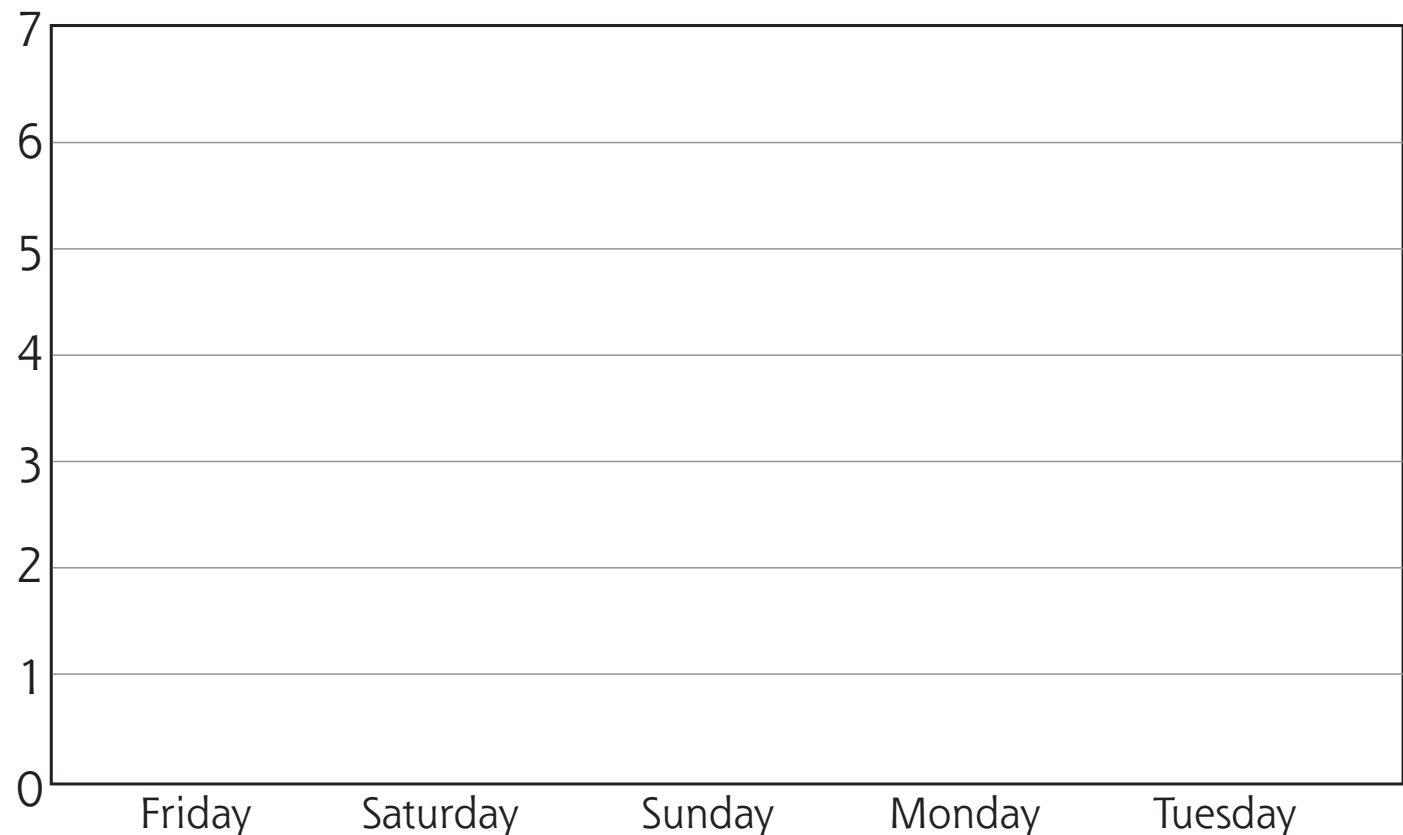


Use tally marks to show how many fish he caught each day.

Number of Fish Oscar Caught |||| = 5

	Friday	Saturday	Sunday	Monday	Tuesday
Number of Fish					

Now show the information on a bar graph.



Collect, record, and classify data

My Own Graph

Name _____

Collect information and record it two different ways.

1. Select a question about a favorite thing. Ask 10 people to answer the question.

My question is _____.

I asked these 10 people the question. Here are their answers:

Name	Answer
_____	_____
_____	_____
_____	_____
_____	_____
_____	_____
_____	_____
_____	_____
_____	_____
_____	_____
_____	_____

2. On a sheet of paper, make a tally chart to sort the answers.
3. Now make a graph to show the information. You may use any type of graph to record the information.

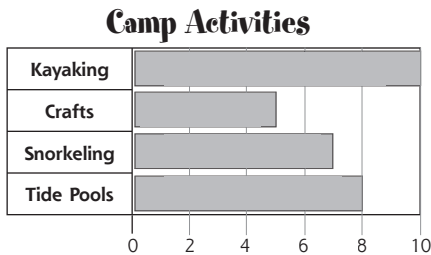
Collect, record, and classify data

Name _____

Math Test

Fill in the circle next to the correct answer.

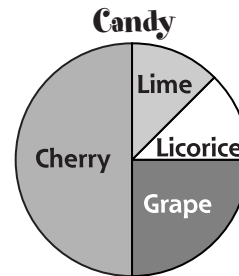
Look at the graph and answer the questions.



1. What is the subject of this graph?
Ⓐ games
Ⓑ camp activities
Ⓒ the seaside
Ⓓ none of the above
2. What kind of graph is it?
Ⓐ circle graph
Ⓑ picture graph
Ⓒ bar graph
Ⓓ none of the above
3. What did the campers like to do most?
Ⓐ kayaking
Ⓑ doing crafts
Ⓒ snorkeling
Ⓓ exploring tide pools
4. How many more campers kayaked than snorkeled?
Ⓐ 2 Ⓑ 3 Ⓒ 7 Ⓓ 10
5. How many campers explored tide pools?
Ⓐ 1 Ⓑ 2 Ⓒ 5 Ⓓ 8

Collect, record, and classify data

Look at the graph and answer the questions.

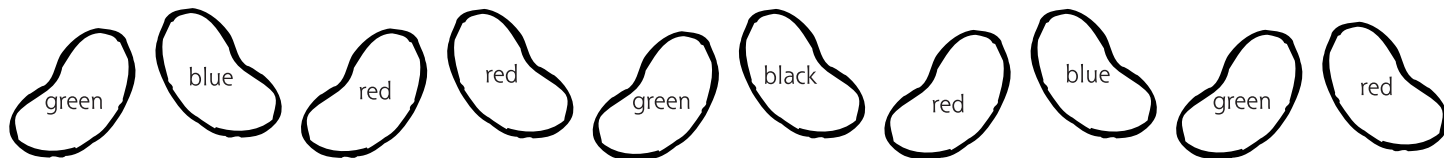


6. What is the subject of this graph?
Ⓐ fruit
Ⓑ candy
Ⓒ colors
Ⓓ none of the above
7. What kind of graph is it?
Ⓐ circle graph
Ⓑ picture graph
Ⓒ bar graph
Ⓓ none of the above
8. Which flavor did most children pick?
Ⓐ licorice Ⓑ grape Ⓒ lime Ⓓ cherry
9. Did more children pick lime or licorice?
Ⓐ More children picked lime.
Ⓑ More children picked licorice.
Ⓒ The same number of children picked lime as licorice.
Ⓓ none of the above
10. If eight children named their favorite jelly bean flavor, how many picked cherry?
Ⓐ 1 Ⓑ 2 Ⓒ 3 Ⓓ 4

Jan's Jelly Beans

Name _____

Color the jelly beans.



Answer the questions.

1. If Jan chooses one jelly bean without looking, which color is she MOST likely to choose? _____

Tell why.

2. If Jan chooses one jelly bean without looking, which color is she LEAST likely to choose? _____

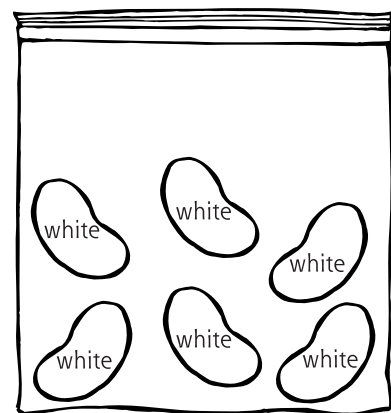
Tell why.

3. If Jan chooses one jelly bean without looking, what color is IMPOSSIBLE to choose? _____

Tell why.

4. If Jan has a bag containing these jelly beans, is it CERTAIN or IMPOSSIBLE that she will pull a white jelly bean from the bag?

Tell why.



Explore probability, record possible outcomes, and use results to predict future events

Socks!

Name _____

Andy is always in a hurry to get dressed in the morning. He just reaches into his sock drawer without looking. What are the chances he will choose each of these socks?



red

blue

red

blue

red

red

1. What is the chance he will choose a red sock?

More likely

Less likely

Impossible

Explain your answer.

2. What is the chance he will choose a blue sock?

More likely

Less likely

Impossible

Explain your answer.

3. What is the chance he will choose a black sock?

More likely

Less likely

Impossible

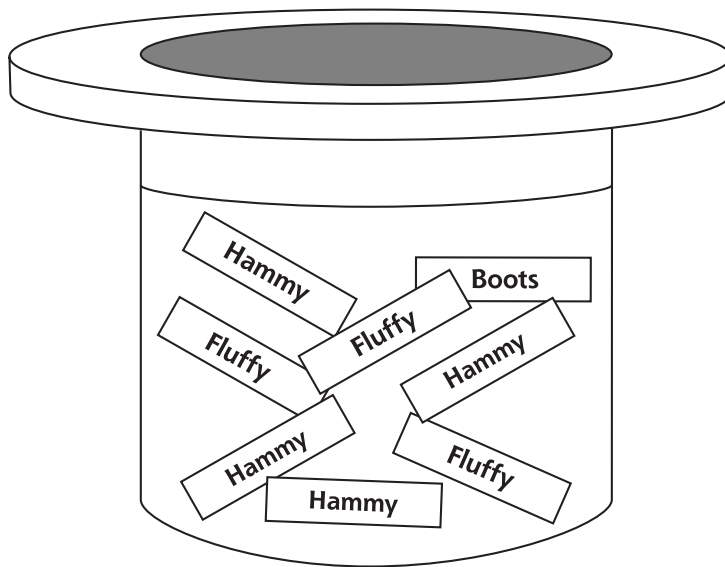
Explain your answer.

Explore probability, record possible outcomes, and use results to predict future events

A New Hamster

Name _____

The class has a new pet hamster. They wrote suggestions for a name for the hamster on pieces of paper and put them in a hat.



1. If one name is picked without looking, which name is MOST likely to be chosen?

Hammy

Fluffy

Boots

Tell why.

2. If one name is picked without looking, which name is LEAST likely to be chosen?

Fluffy

Boots

Hammy

Tell why.

3. If one name is picked without looking, which name is IMPOSSIBLE to choose?

Boots

Fluffy

Spots

Tell why.

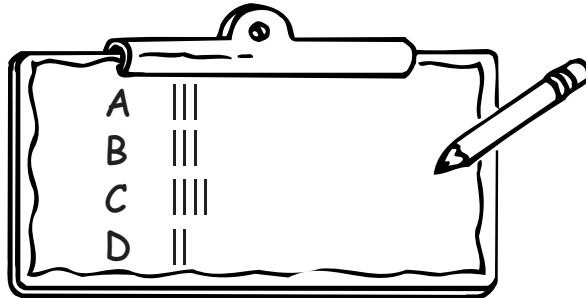
Explore probability, record possible outcomes, and use results to predict future events

Spin the Wheel

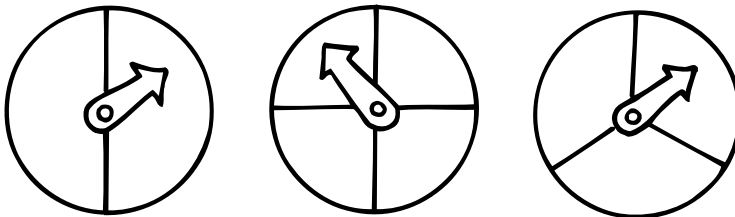
Name _____

Look at the charts to answer the questions.

1. Juan used a spinner wheel to make his chart.


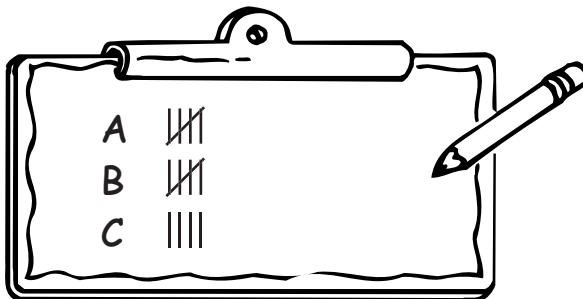


Which spinner did Juan most likely use? Circle it.



Why did you choose this answer?

2. Look at this chart. Draw the spinner that was most likely used.



Explore probability, record possible outcomes, and use results to predict future events

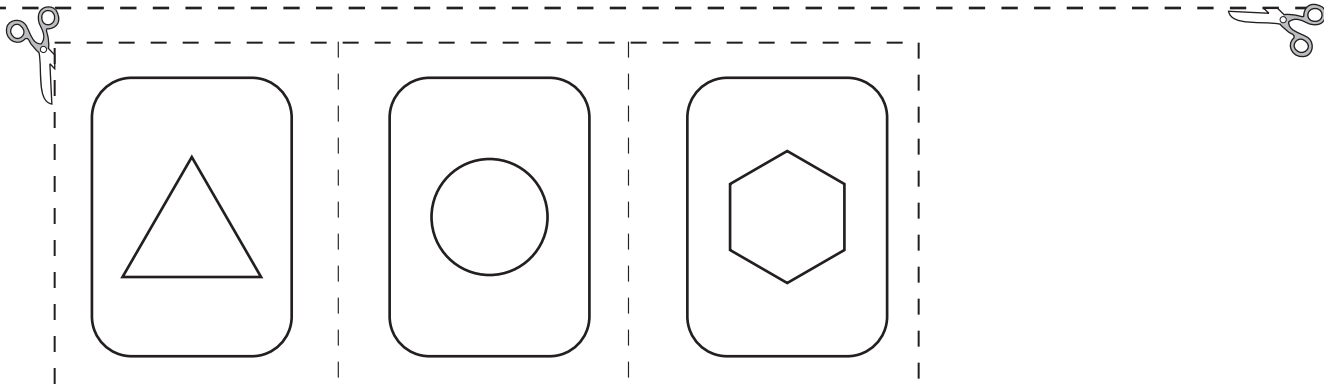
Shapes

Name _____

Cut out the cards. Put them facedown on your desk.
Mix up the cards. Pick one and record the shape.
Return it to your desk facedown, mix again, and pick another card.
Do this 10 times.

1.	6.
2.	7.
3.	8.
4.	9.
5.	10.

1. How many triangles did you pick? _____
2. How many hexagons did you pick? _____
3. How many circles did you pick? _____
4. Guess how many triangles you would get if you did it 10 more times. _____
5. Do it 10 more times, and record the results on the back of this paper. _____
6. How many triangles did you pick? _____
7. Compare your results with a friend.

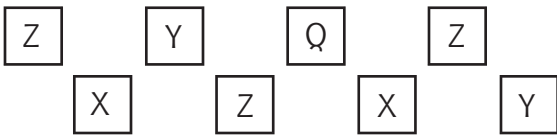


Explore probability, record possible outcomes, and use results to predict future events

Math Test

Name _____

Fill in the circle next to the correct answer.



- Which letter is most likely to be picked without looking?
 (A) Q (B) Y (C) Z (D) X
- Which letter is least likely to be picked without looking?
 (A) Q (B) Y (C) Z (D) X
- Which letter is impossible to pick without looking?
 (A) Z (B) X (C) W (D) Q



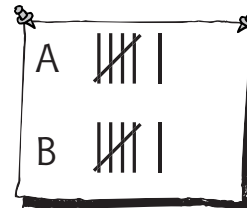
- A white marble is _____ to be picked.
 (A) certain (C) least likely
 (B) most likely (D) impossible
- A black marble is _____ to be picked.
 (A) certain (C) least likely
 (B) most likely (D) impossible
- What are all the possible colors of marbles that can be picked?
 (A) white and gray
 (B) white and black
 (C) gray and black
 (D) gray, black, and white

- If a coin is tossed, it is...
 (A) equally likely to land on heads or tails
 (B) more likely to land on heads
 (C) less likely to land on heads
 (D) none of the above


- Which spinner is equally likely to land on black or white?



- Which spinner could have been used to make this chart?




- Which spinner could have been used to make this chart?



Explore probability, record possible outcomes, and use results to predict future events

Resources

- Timed math tests.....250
- Class record sheet256
- Test answer form257
- Awards258
- Practice cards for multiplication and division 259
- Answer key269



Name _____

Timed Test 1
Multiplication Facts 0–6

Time: _____ **Number Correct:** _____

$$\begin{array}{r} 5 \\ \times 0 \\ \hline \end{array}$$
$$\begin{array}{r} 3 \\ \times 2 \\ \hline \end{array}$$
$$\begin{array}{r} 6 \\ \times 4 \\ \hline \end{array}$$
$$\begin{array}{r} 4 \\ \times 5 \\ \hline \end{array}$$
$$\begin{array}{r} 7 \\ \times 0 \\ \hline \end{array}$$
$$\begin{array}{r} 2 \\ \times 2 \\ \hline \end{array}$$
$$\begin{array}{r} 4 \\ \times 4 \\ \hline \end{array}$$
$$\begin{array}{r} 2 \\ \times 5 \\ \hline \end{array}$$
$$\begin{array}{r} 9 \\ \times 3 \\ \hline \end{array}$$
$$\begin{array}{r} 7 \\ \times 5 \\ \hline \end{array}$$

$$\begin{array}{r} 9 \\ \times 2 \\ \hline \end{array}$$
$$\begin{array}{r} 1 \\ \times 2 \\ \hline \end{array}$$
$$\begin{array}{r} 2 \\ \times 8 \\ \hline \end{array}$$
$$\begin{array}{r} 4 \\ \times 1 \\ \hline \end{array}$$
$$\begin{array}{r} 8 \\ \times 2 \\ \hline \end{array}$$
$$\begin{array}{r} 5 \\ \times 3 \\ \hline \end{array}$$
$$\begin{array}{r} 3 \\ \times 4 \\ \hline \end{array}$$
$$\begin{array}{r} 1 \\ \times 5 \\ \hline \end{array}$$
$$\begin{array}{r} 8 \\ \times 4 \\ \hline \end{array}$$
$$\begin{array}{r} 8 \\ \times 6 \\ \hline \end{array}$$

$$\begin{array}{r} 7 \\ \times 2 \\ \hline \end{array}$$
$$\begin{array}{r} 4 \\ \times 3 \\ \hline \end{array}$$
$$\begin{array}{r} 2 \\ \times 4 \\ \hline \end{array}$$
$$\begin{array}{r} 4 \\ \times 6 \\ \hline \end{array}$$
$$\begin{array}{r} 6 \\ \times 2 \\ \hline \end{array}$$
$$\begin{array}{r} 3 \\ \times 3 \\ \hline \end{array}$$
$$\begin{array}{r} 1 \\ \times 4 \\ \hline \end{array}$$
$$\begin{array}{r} 3 \\ \times 6 \\ \hline \end{array}$$
$$\begin{array}{r} 5 \\ \times 1 \\ \hline \end{array}$$
$$\begin{array}{r} 9 \\ \times 5 \\ \hline \end{array}$$

$$\begin{array}{r} 5 \\ \times 2 \\ \hline \end{array}$$
$$\begin{array}{r} 2 \\ \times 3 \\ \hline \end{array}$$
$$\begin{array}{r} 6 \\ \times 5 \\ \hline \end{array}$$
$$\begin{array}{r} 2 \\ \times 6 \\ \hline \end{array}$$
$$\begin{array}{r} 4 \\ \times 2 \\ \hline \end{array}$$
$$\begin{array}{r} 6 \\ \times 3 \\ \hline \end{array}$$
$$\begin{array}{r} 5 \\ \times 5 \\ \hline \end{array}$$
$$\begin{array}{r} 1 \\ \times 6 \\ \hline \end{array}$$
$$\begin{array}{r} 9 \\ \times 4 \\ \hline \end{array}$$
$$\begin{array}{r} 3 \\ \times 0 \\ \hline \end{array}$$

Name _____

Timed Test 2
Multiplication Facts 0–6

Time: _____ **Number Correct:** _____

$$\begin{array}{r} 6 \\ \times 9 \\ \hline \end{array}$$
$$\begin{array}{r} 3 \\ \times 4 \\ \hline \end{array}$$
$$\begin{array}{r} 5 \\ \times 3 \\ \hline \end{array}$$
$$\begin{array}{r} 6 \\ \times 1 \\ \hline \end{array}$$
$$\begin{array}{r} 8 \\ \times 6 \\ \hline \end{array}$$
$$\begin{array}{r} 9 \\ \times 5 \\ \hline \end{array}$$
$$\begin{array}{r} 4 \\ \times 3 \\ \hline \end{array}$$
$$\begin{array}{r} 9 \\ \times 1 \\ \hline \end{array}$$
$$\begin{array}{r} 3 \\ \times 8 \\ \hline \end{array}$$
$$\begin{array}{r} 6 \\ \times 6 \\ \hline \end{array}$$

$$\begin{array}{r} 9 \\ \times 0 \\ \hline \end{array}$$
$$\begin{array}{r} 3 \\ \times 3 \\ \hline \end{array}$$
$$\begin{array}{r} 8 \\ \times 5 \\ \hline \end{array}$$
$$\begin{array}{r} 6 \\ \times 7 \\ \hline \end{array}$$
$$\begin{array}{r} 4 \\ \times 9 \\ \hline \end{array}$$
$$\begin{array}{r} 7 \\ \times 5 \\ \hline \end{array}$$
$$\begin{array}{r} 4 \\ \times 8 \\ \hline \end{array}$$
$$\begin{array}{r} 8 \\ \times 0 \\ \hline \end{array}$$
$$\begin{array}{r} 3 \\ \times 7 \\ \hline \end{array}$$
$$\begin{array}{r} 9 \\ \times 6 \\ \hline \end{array}$$

$$\begin{array}{r} 9 \\ \times 3 \\ \hline \end{array}$$
$$\begin{array}{r} 8 \\ \times 4 \\ \hline \end{array}$$
$$\begin{array}{r} 5 \\ \times 6 \\ \hline \end{array}$$
$$\begin{array}{r} 8 \\ \times 3 \\ \hline \end{array}$$
$$\begin{array}{r} 7 \\ \times 4 \\ \hline \end{array}$$
$$\begin{array}{r} 5 \\ \times 5 \\ \hline \end{array}$$
$$\begin{array}{r} 4 \\ \times 6 \\ \hline \end{array}$$
$$\begin{array}{r} 6 \\ \times 5 \\ \hline \end{array}$$
$$\begin{array}{r} 7 \\ \times 6 \\ \hline \end{array}$$
$$\begin{array}{r} 5 \\ \times 7 \\ \hline \end{array}$$

$$\begin{array}{r} 7 \\ \times 3 \\ \hline \end{array}$$
$$\begin{array}{r} 6 \\ \times 4 \\ \hline \end{array}$$
$$\begin{array}{r} 4 \\ \times 5 \\ \hline \end{array}$$
$$\begin{array}{r} 3 \\ \times 6 \\ \hline \end{array}$$
$$\begin{array}{r} 3 \\ \times 0 \\ \hline \end{array}$$
$$\begin{array}{r} 3 \\ \times 5 \\ \hline \end{array}$$
$$\begin{array}{r} 5 \\ \times 4 \\ \hline \end{array}$$
$$\begin{array}{r} 6 \\ \times 3 \\ \hline \end{array}$$
$$\begin{array}{r} 9 \\ \times 4 \\ \hline \end{array}$$
$$\begin{array}{r} 4 \\ \times 7 \\ \hline \end{array}$$

Name _____

Timed Test 7
Division Facts 1–6

Time: _____ **Number Correct:** _____

$1\overline{)6}$

$1\overline{)5}$

$2\overline{)6}$

$4\overline{)24}$

$2\overline{)10}$

$5\overline{)5}$

$5\overline{)25}$

$6\overline{)18}$

$4\overline{)4}$

$3\overline{)6}$

$3\overline{)24}$

$5\overline{)10}$

$2\overline{)2}$

$6\overline{)36}$

$4\overline{)12}$

$4\overline{)8}$

$1\overline{)8}$

$2\overline{)12}$

$6\overline{)6}$

$5\overline{)20}$

$4\overline{)32}$

$3\overline{)9}$

$6\overline{)30}$

$3\overline{)15}$

$2\overline{)8}$

$4\overline{)36}$

$6\overline{)12}$

$1\overline{)9}$

$3\overline{)3}$

$6\overline{)24}$

$5\overline{)15}$

$4\overline{)16}$

Name _____

Timed Test 8
Division Facts 1–6

Time: _____ **Number Correct:** _____

$1\overline{)7}$

$3\overline{)18}$

$5\overline{)45}$

$5\overline{)20}$

$1\overline{)9}$

$3\overline{)21}$

$5\overline{)50}$

$4\overline{)24}$

$2\overline{)8}$

$3\overline{)30}$

$4\overline{)40}$

$3\overline{)15}$

$2\overline{)16}$

$4\overline{)12}$

$6\overline{)48}$

$4\overline{)36}$

$2\overline{)14}$

$4\overline{)28}$

$6\overline{)54}$

$4\overline{)8}$

$2\overline{)20}$

$4\overline{)20}$

$3\overline{)24}$

$1\overline{)3}$

$3\overline{)27}$

$5\overline{)35}$

$6\overline{)60}$

$6\overline{)36}$

$3\overline{)12}$

$5\overline{)40}$

$4\overline{)16}$

$6\overline{)18}$

Name _____

Timed Test 9
Division Facts 7–10

Time: _____ **Number Correct:** _____

$7 \overline{)7}$ $8 \overline{)8}$ $7 \overline{)49}$ $9 \overline{)63}$ $7 \overline{)14}$ $8 \overline{)24}$ $9 \overline{)9}$ $7 \overline{)21}$

$8 \overline{)72}$ $10 \overline{)20}$ $8 \overline{)32}$ $9 \overline{)18}$ $9 \overline{)81}$ $7 \overline{)35}$ $8 \overline{)40}$ $9 \overline{)27}$

$10 \overline{)40}$ $9 \overline{)72}$ $7 \overline{)42}$ $8 \overline{)48}$ $9 \overline{)36}$ $10 \overline{)50}$ $7 \overline{)56}$ $8 \overline{)56}$

$9 \overline{)45}$ $10 \overline{)70}$ $7 \overline{)63}$ $8 \overline{)64}$ $9 \overline{)54}$ $10 \overline{)90}$ $7 \overline{)28}$ $8 \overline{)16}$

Name _____

Timed Test 10
Division Facts 7–10

Time: _____ **Number Correct:** _____

$9 \overline{)45}$ $10 \overline{)70}$ $9 \overline{)9}$ $7 \overline{)21}$ $8 \overline{)72}$ $7 \overline{)7}$ $8 \overline{)32}$ $9 \overline{)18}$

$9 \overline{)81}$ $7 \overline{)35}$ $8 \overline{)40}$ $9 \overline{)72}$ $7 \overline{)49}$ $9 \overline{)63}$ $7 \overline{)28}$ $10 \overline{)50}$

$7 \overline{)42}$ $8 \overline{)8}$ $10 \overline{)20}$ $7 \overline{)56}$ $8 \overline{)56}$ $9 \overline{)27}$ $8 \overline{)64}$ $10 \overline{)60}$

$7 \overline{)63}$ $10 \overline{)90}$ $10 \overline{)40}$ $8 \overline{)16}$ $7 \overline{)14}$ $8 \overline{)24}$ $8 \overline{)48}$ $9 \overline{)36}$

Name _____

Timed Test 11
Division Facts 1–10

Time: _____ **Number Correct:** _____

$2\overline{)6}$ $7\overline{)7}$ $4\overline{)24}$ $4\overline{)36}$ $3\overline{)9}$ $8\overline{)8}$ $5\overline{)50}$ $6\overline{)12}$

$4\overline{)32}$ $7\overline{)49}$ $3\overline{)21}$ $3\overline{)30}$ $5\overline{)30}$ $9\overline{)63}$ $1\overline{)9}$ $6\overline{)42}$

$1\overline{)7}$ $9\overline{)72}$ $6\overline{)6}$ $7\overline{)28}$ $3\overline{)18}$ $8\overline{)72}$ $3\overline{)24}$ $9\overline{)18}$

$5\overline{)45}$ $8\overline{)16}$ $8\overline{)80}$ $9\overline{)81}$ $5\overline{)20}$ $7\overline{)14}$ $8\overline{)32}$ $3\overline{)15}$

Name _____

Timed Test 12
Division Facts 1–10

Time: _____ **Number Correct:** _____

$8\overline{)32}$ $5\overline{)15}$ $10\overline{)70}$ $6\overline{)36}$ $7\overline{)28}$ $6\overline{)30}$ $9\overline{)45}$ $5\overline{)20}$

$4\overline{)36}$ $2\overline{)20}$ $8\overline{)56}$ $4\overline{)32}$ $6\overline{)48}$ $4\overline{)20}$ $7\overline{)56}$ $2\overline{)10}$

$4\overline{)12}$ $7\overline{)42}$ $1\overline{)3}$ $9\overline{)54}$ $2\overline{)16}$ $8\overline{)48}$ $6\overline{)60}$ $8\overline{)64}$

$5\overline{)5}$ $9\overline{)36}$ $5\overline{)35}$ $7\overline{)63}$ $10\overline{)50}$ $3\overline{)27}$ $6\overline{)18}$ $9\overline{)81}$

Math Timed Tests-Class Record Sheet

	<i>Student Names</i>												
1 × 0-6													
2 × 0-6													
3 × 5-9													
4 × 5-9													
5 × 6-10													
6 × 6-10													
7 ÷ 1-6													
8 ÷ 1-6													
9 ÷ 7-10													
10 ÷ 7-10													
11 ÷ 1-10													
12 ÷ 1-10													

Name _____

Math Test Page _____

1. (A) (B) (C) (D) 6. (A) (B) (C) (D)

2. (A) (B) (C) (D) 7. (A) (B) (C) (D)

3. (A) (B) (C) (D) 8. (A) (B) (C) (D)

4. (A) (B) (C) (D) 9. (A) (B) (C) (D)

5. (A) (B) (C) (D) 10. (A) (B) (C) (D)

Name _____

Math Test Page _____

1. (A) (B) (C) (D) 6. (A) (B) (C) (D)

2. (A) (B) (C) (D) 7. (A) (B) (C) (D)

3. (A) (B) (C) (D) 8. (A) (B) (C) (D)

4. (A) (B) (C) (D) 9. (A) (B) (C) (D)

5. (A) (B) (C) (D) 10. (A) (B) (C) (D)

Name _____

Math Test Page _____

1. (A) (B) (C) (D) 6. (A) (B) (C) (D)

2. (A) (B) (C) (D) 7. (A) (B) (C) (D)

3. (A) (B) (C) (D) 8. (A) (B) (C) (D)

4. (A) (B) (C) (D) 9. (A) (B) (C) (D)

5. (A) (B) (C) (D) 10. (A) (B) (C) (D)

Name _____

Math Test Page _____

1. (A) (B) (C) (D) 6. (A) (B) (C) (D)



2. (A) (B) (C) (D) 7. (A) (B) (C) (D)

3. (A) (B) (C) (D) 8. (A) (B) (C) (D)

4. (A) (B) (C) (D) 9. (A) (B) (C) (D)

5. (A) (B) (C) (D) 10. (A) (B) (C) (D)

Awards



$$8 \times 8$$

©2003 by Evan-Moor Corp. • EMC 3016

$$8 \times 9$$

©2003 by Evan-Moor Corp. • EMC 3016

$$9 \times 0$$

©2003 by Evan-Moor Corp. • EMC 3016

$$9 \times 1$$

©2003 by Evan-Moor Corp. • EMC 3016

$$9 \times 2$$

©2003 by Evan-Moor Corp. • EMC 3016

$$9 \times 3$$

©2003 by Evan-Moor Corp. • EMC 3016

$$9 \times 4$$

©2003 by Evan-Moor Corp. • EMC 3016

$$9 \times 5$$

©2003 by Evan-Moor Corp. • EMC 3016

$$9 \times 6$$

©2003 by Evan-Moor Corp. • EMC 3016

$$9 \times 7$$

©2003 by Evan-Moor Corp. • EMC 3016

$$9 \times 8$$

©2003 by Evan-Moor Corp. • EMC 3016

$$9 \times 9$$

©2003 by Evan-Moor Corp. • EMC 3016

$$10 \times 7$$

©2003 by Evan-Moor Corp. • EMC 3016

$$10 \times 8$$

©2003 by Evan-Moor Corp. • EMC 3016

$$10 \times 9$$

©2003 by Evan-Moor Corp. • EMC 3016

$$10 \times 10$$

©2003 by Evan-Moor Corp. • EMC 3016

$$8 \times 7$$

©2003 by Evan-Moor Corp. • EMC 3016

$$8 \times 6$$

©2003 by Evan-Moor Corp. • EMC 3016

$$8 \times 5$$

©2003 by Evan-Moor Corp. • EMC 3016

$$8 \times 4$$

©2003 by Evan-Moor Corp. • EMC 3016

$$8 \times 3$$

©2003 by Evan-Moor Corp. • EMC 3016

$$8 \times 2$$

©2003 by Evan-Moor Corp. • EMC 3016

$$8 \times 1$$

©2003 by Evan-Moor Corp. • EMC 3016

$$8 \times 0$$

©2003 by Evan-Moor Corp. • EMC 3016

$$7 \times 9$$

©2003 by Evan-Moor Corp. • EMC 3016

$$7 \times 8$$

©2003 by Evan-Moor Corp. • EMC 3016

$$7 \times 7$$

©2003 by Evan-Moor Corp. • EMC 3016

$$7 \times 6$$

©2003 by Evan-Moor Corp. • EMC 3016

$$7 \times 5$$

©2003 by Evan-Moor Corp. • EMC 3016

$$7 \times 4$$

©2003 by Evan-Moor Corp. • EMC 3016

$$7 \times 3$$

©2003 by Evan-Moor Corp. • EMC 3016

$$7 \times 2$$

©2003 by Evan-Moor Corp. • EMC 3016

$$5 \times 6$$

©2003 by Evan-Moor Corp. • EMC 3016

$$5 \times 7$$

©2003 by Evan-Moor Corp. • EMC 3016

$$5 \times 8$$

©2003 by Evan-Moor Corp. • EMC 3016

$$5 \times 9$$

©2003 by Evan-Moor Corp. • EMC 3016

$$6 \times 0$$

©2003 by Evan-Moor Corp. • EMC 3016

$$6 \times 1$$

©2003 by Evan-Moor Corp. • EMC 3016

$$6 \times 2$$

©2003 by Evan-Moor Corp. • EMC 3016

$$6 \times 3$$

©2003 by Evan-Moor Corp. • EMC 3016

$$6 \times 4$$

©2003 by Evan-Moor Corp. • EMC 3016

$$6 \times 5$$

©2003 by Evan-Moor Corp. • EMC 3016

$$6 \times 6$$

©2003 by Evan-Moor Corp. • EMC 3016

$$6 \times 7$$

©2003 by Evan-Moor Corp. • EMC 3016

$$6 \times 8$$

©2003 by Evan-Moor Corp. • EMC 3016

$$6 \times 9$$

©2003 by Evan-Moor Corp. • EMC 3016

$$7 \times 0$$

©2003 by Evan-Moor Corp. • EMC 3016

$$7 \times 1$$

©2003 by Evan-Moor Corp. • EMC 3016

$$5 \times 5$$

©2003 by Evan-Moor Corp. • EMC 3016

$$5 \times 4$$

©2003 by Evan-Moor Corp. • EMC 3016

$$5 \times 3$$

©2003 by Evan-Moor Corp. • EMC 3016

$$5 \times 2$$

©2003 by Evan-Moor Corp. • EMC 3016

$$5 \times 1$$

©2003 by Evan-Moor Corp. • EMC 3016

$$5 \times 0$$

©2003 by Evan-Moor Corp. • EMC 3016

$$4 \times 9$$

©2003 by Evan-Moor Corp. • EMC 3016

$$4 \times 8$$

©2003 by Evan-Moor Corp. • EMC 3016

$$4 \times 7$$

©2003 by Evan-Moor Corp. • EMC 3016

$$4 \times 6$$

©2003 by Evan-Moor Corp. • EMC 3016

$$4 \times 5$$

©2003 by Evan-Moor Corp. • EMC 3016

$$4 \times 4$$

©2003 by Evan-Moor Corp. • EMC 3016

$$4 \times 3$$

©2003 by Evan-Moor Corp. • EMC 3016

$$4 \times 2$$

©2003 by Evan-Moor Corp. • EMC 3016

$$4 \times 1$$

©2003 by Evan-Moor Corp. • EMC 3016

$$4 \times 0$$

©2003 by Evan-Moor Corp. • EMC 3016

$$2 \times 4$$

©2003 by Evan-Moor Corp. • EMC 3016

$$2 \times 5$$

©2003 by Evan-Moor Corp. • EMC 3016

$$2 \times 6$$

©2003 by Evan-Moor Corp. • EMC 3016

$$2 \times 7$$

©2003 by Evan-Moor Corp. • EMC 3016

$$2 \times 8$$

©2003 by Evan-Moor Corp. • EMC 3016

$$2 \times 9$$

©2003 by Evan-Moor Corp. • EMC 3016

$$3 \times 0$$

©2003 by Evan-Moor Corp. • EMC 3016

$$3 \times 1$$

©2003 by Evan-Moor Corp. • EMC 3016

$$3 \times 2$$

©2003 by Evan-Moor Corp. • EMC 3016

$$3 \times 3$$

©2003 by Evan-Moor Corp. • EMC 3016

$$3 \times 4$$

©2003 by Evan-Moor Corp. • EMC 3016

$$3 \times 5$$

©2003 by Evan-Moor Corp. • EMC 3016

$$3 \times 6$$

©2003 by Evan-Moor Corp. • EMC 3016

$$3 \times 7$$

©2003 by Evan-Moor Corp. • EMC 3016

$$3 \times 8$$

©2003 by Evan-Moor Corp. • EMC 3016

$$3 \times 9$$

©2003 by Evan-Moor Corp. • EMC 3016

$$2 \times 3$$

©2003 by Evan-Moor Corp. • EMC 3016

$$10 \overline{)100}$$

©2003 by Evan-Moor Corp. • EMC 3016

$$10 \overline{)60}$$

©2003 by Evan-Moor Corp. • EMC 3016

$$9 \overline{)63}$$

©2003 by Evan-Moor Corp. • EMC 3016

$$2 \times 2$$

©2003 by Evan-Moor Corp. • EMC 3016

$$10 \overline{)90}$$

©2003 by Evan-Moor Corp. • EMC 3016

$$10 \overline{)10}$$

©2003 by Evan-Moor Corp. • EMC 3016

$$9 \overline{)54}$$

©2003 by Evan-Moor Corp. • EMC 3016

$$2 \times 1$$

©2003 by Evan-Moor Corp. • EMC 3016

$$10 \overline{)80}$$

©2003 by Evan-Moor Corp. • EMC 3016

$$9 \overline{)81}$$

©2003 by Evan-Moor Corp. • EMC 3016

$$9 \overline{)45}$$

©2003 by Evan-Moor Corp. • EMC 3016

$$2 \times 0$$

©2003 by Evan-Moor Corp. • EMC 3016

$$10 \overline{)70}$$

©2003 by Evan-Moor Corp. • EMC 3016

$$9 \overline{)72}$$

©2003 by Evan-Moor Corp. • EMC 3016

$$9 \overline{)36}$$

©2003 by Evan-Moor Corp. • EMC 3016

$$7 \overline{)35}$$

©2003 by Evan-Moor Corp. • EMC 3016

$$7 \overline{)42}$$

©2003 by Evan-Moor Corp. • EMC 3016

$$7 \overline{)49}$$

©2003 by Evan-Moor Corp. • EMC 3016

$$7 \overline{)56}$$

©2003 by Evan-Moor Corp. • EMC 3016

$$7 \overline{)63}$$

©2003 by Evan-Moor Corp. • EMC 3016

$$8 \overline{)8}$$

©2003 by Evan-Moor Corp. • EMC 3016

$$8 \overline{)16}$$

©2003 by Evan-Moor Corp. • EMC 3016

$$8 \overline{)32}$$

©2003 by Evan-Moor Corp. • EMC 3016

$$8 \overline{)40}$$

©2003 by Evan-Moor Corp. • EMC 3016

$$8 \overline{)48}$$

©2003 by Evan-Moor Corp. • EMC 3016

$$8 \overline{)56}$$

©2003 by Evan-Moor Corp. • EMC 3016

$$8 \overline{)64}$$

©2003 by Evan-Moor Corp. • EMC 3016

$$8 \overline{)72}$$

©2003 by Evan-Moor Corp. • EMC 3016

$$9 \overline{)9}$$

©2003 by Evan-Moor Corp. • EMC 3016

$$9 \overline{)18}$$

©2003 by Evan-Moor Corp. • EMC 3016

$$9 \overline{)27}$$

©2003 by Evan-Moor Corp. • EMC 3016

$$7 \overline{)28}$$

©2003 by Evan-Moor Corp. • EMC 3016

$$7 \overline{)21}$$

©2003 by Evan-Moor Corp. • EMC 3016

$$7 \overline{)14}$$

©2003 by Evan-Moor Corp. • EMC 3016

$$7 \overline{)7}$$

©2003 by Evan-Moor Corp. • EMC 3016

$$6 \overline{)54}$$

©2003 by Evan-Moor Corp. • EMC 3016

$$6 \overline{)48}$$

©2003 by Evan-Moor Corp. • EMC 3016

$$6 \overline{)42}$$

©2003 by Evan-Moor Corp. • EMC 3016

$$6 \overline{)36}$$

©2003 by Evan-Moor Corp. • EMC 3016

$$6 \overline{)30}$$

©2003 by Evan-Moor Corp. • EMC 3016

$$6 \overline{)24}$$

©2003 by Evan-Moor Corp. • EMC 3016

$$6 \overline{)18}$$

©2003 by Evan-Moor Corp. • EMC 3016

$$6 \overline{)12}$$

©2003 by Evan-Moor Corp. • EMC 3016

$$6 \overline{)6}$$

©2003 by Evan-Moor Corp. • EMC 3016

$$5 \overline{)45}$$

©2003 by Evan-Moor Corp. • EMC 3016

$$5 \overline{)40}$$

©2003 by Evan-Moor Corp. • EMC 3016

$$5 \overline{)35}$$

©2003 by Evan-Moor Corp. • EMC 3016

$$3 \overline{)24}$$

©2003 by Evan-Moor Corp. • EMC 3016

$$3 \overline{)27}$$

©2003 by Evan-Moor Corp. • EMC 3016

$$4 \overline{)8}$$

©2003 by Evan-Moor Corp. • EMC 3016

$$4 \overline{)12}$$

©2003 by Evan-Moor Corp. • EMC 3016

$$4 \overline{)16}$$

©2003 by Evan-Moor Corp. • EMC 3016

$$4 \overline{)20}$$

©2003 by Evan-Moor Corp. • EMC 3016

$$4 \overline{)24}$$

©2003 by Evan-Moor Corp. • EMC 3016

$$4 \overline{)28}$$

©2003 by Evan-Moor Corp. • EMC 3016

$$4 \overline{)32}$$

©2003 by Evan-Moor Corp. • EMC 3016

$$4 \overline{)36}$$

©2003 by Evan-Moor Corp. • EMC 3016

$$5 \overline{)5}$$

©2003 by Evan-Moor Corp. • EMC 3016

$$5 \overline{)10}$$

©2003 by Evan-Moor Corp. • EMC 3016

$$5 \overline{)15}$$

©2003 by Evan-Moor Corp. • EMC 3016

$$5 \overline{)20}$$

©2003 by Evan-Moor Corp. • EMC 3016

$$5 \overline{)25}$$

©2003 by Evan-Moor Corp. • EMC 3016

$$5 \overline{)30}$$

©2003 by Evan-Moor Corp. • EMC 3016

$$3 \overline{)21}$$

©2003 by Evan-Moor Corp. • EMC 3016

$$3 \overline{)18}$$

©2003 by Evan-Moor Corp. • EMC 3016

$$3 \overline{)15}$$

©2003 by Evan-Moor Corp. • EMC 3016

$$3 \overline{)12}$$

©2003 by Evan-Moor Corp. • EMC 3016

$$3 \overline{)9}$$

©2003 by Evan-Moor Corp. • EMC 3016

$$3 \overline{)6}$$

©2003 by Evan-Moor Corp. • EMC 3016

$$3 \overline{)3}$$

©2003 by Evan-Moor Corp. • EMC 3016

$$2 \overline{)18}$$

©2003 by Evan-Moor Corp. • EMC 3016

$$2 \overline{)16}$$

©2003 by Evan-Moor Corp. • EMC 3016

$$2 \overline{)14}$$

©2003 by Evan-Moor Corp. • EMC 3016

$$2 \overline{)12}$$

©2003 by Evan-Moor Corp. • EMC 3016

$$2 \overline{)10}$$

©2003 by Evan-Moor Corp. • EMC 3016

$$2 \overline{)8}$$

©2003 by Evan-Moor Corp. • EMC 3016

$$2 \overline{)6}$$

©2003 by Evan-Moor Corp. • EMC 3016

$$2 \overline{)4}$$

©2003 by Evan-Moor Corp. • EMC 3016

$$8 \overline{)24}$$

©2003 by Evan-Moor Corp. • EMC 3016

Answer Key

Page 5

Heading Home Name _____

Start at 100.
Count by tens to help the bees get back to their hive.

540	530	520	510	500	490	480	470	460
550	800	790	780	770	760	750	740	450
560	810	980	970	960	950	940	730	440
570	820	990				930	720	430
580	830	1,000				920	710	420
590	840					910	700	410
600	850	860	870	880	890	900	690	400
610	620	630	640	650	660	670	680	390
300	310	320	330	340	350	360	370	380
290	280	270	260	250	240	230	220	210
120	130	140	150	160	170	180	190	200
110	100							

Count, read, write, and compare whole numbers to 1000

©2003 by Evan-Moor Corp. • Basic Math Skills, Grade 3 • EMC 3016 Number & Operations 5

Page 8

248	539	874	990
249	540	875	991
250	541	876	992
251	542	877	993
252	543	878	994
253	544	879	995
254	545	880	996
255	546	881	997
256	547	882	998
257	548	883	999
258	549	884	1,000

Page 6

Who Is Hiding Here? Name _____

Start at 938. Connect the dots to find the mystery birds. Color the picture.

Count, read, write, and compare whole numbers to 1000

©2003 by Evan-Moor Corp. • Basic Math Skills, Grade 3 • EMC 3016 Number & Operations 6

Page 9

An Orderly Collection Name _____

Kim has been collecting animal stamps. She mounts each stamp on a card and numbers it. She keeps the cards in order in boxes. Help Kim number her cards. Write the numbers in order beginning with 835.

835	836	837	838	839
840	841	842	843	844
845	846	847	848	849
850	851	852	853	854

Count, read, write, and compare whole numbers to 1000

©2003 by Evan-Moor Corp. • Basic Math Skills, Grade 3 • EMC 3016 Number & Operations 9

Page 7

- | | |
|------------------------|--------------------------|
| 1. 131 <u>132</u> 133 | 11. 853 <u>854</u> 855 |
| 2. 515 <u>516</u> 517 | 12. 256 <u>257</u> 258 |
| 3. 301 <u>302</u> 303 | 13. 161 <u>162</u> 163 |
| 4. 898 <u>899</u> 900 | 14. 483 <u>484</u> 485 |
| 5. 645 <u>646</u> 647 | 15. 799 <u>800</u> 801 |
| 6. 229 <u>230</u> 231 | 16. 998 <u>999</u> 1,000 |
| 7. 832 <u>833</u> 834 | 17. 929 <u>930</u> 931 |
| 8. 715 <u>716</u> 717 | 18. 720 <u>721</u> 722 |
| 9. 327 <u>328</u> 329 | 19. 578 <u>579</u> 580 |
| 10. 600 <u>601</u> 602 | 20. 426 <u>427</u> 428 |

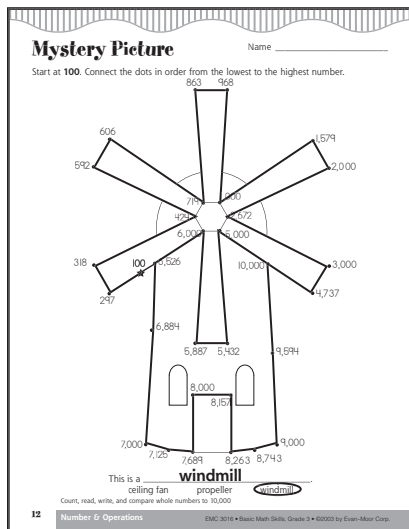
Page 10

- | | |
|------|-------|
| 1. D | 6. A |
| 2. B | 7. C |
| 3. D | 8. D |
| 4. C | 9. C |
| 5. D | 10. A |

Page 11

9,990 9,991 9,992 9,993 9,994 9,995
9,996 9,997 9,998 9,999 10,000
9,000 9,100 9,200 9,300 9,400 9,500
9,600 9,700 9,800 9,900 10,000
1,000 2,000 3,000 4,000 5,000
6,000 7,000 8,000 9,000 10,000

Page 12



After

- 1,312 1,313
- 5,154 5,155
- 3,018 3,019
- 8,986 8,987
- 6,455 6,456
- 2,290 2,291
- 8,323 8,324
- 7,151 7,152
- 3,277 3,278
- 9,999 10,000

Before

- 1,854 1,855
- 2,257 2,258
- 4,162 4,163
- 1,484 1,485
- 3,800 3,801
- 999 1,000
- 5,930 5,931
- 8,721 8,722
- 6,579 6,580
- 9,999 10,000

Page 13

In-between

- 2,134 2,135 2,136
- 5,301 5,302 5,303
- 8,645 8,646 8,647
- 6,999 7,000 7,001
- 3,832 3,833 3,834
- 1,600 1,601 1,602
- 6,899 6,900 6,901
- 4,853 4,854 4,855
- 7,578 7,579 7,580
- 9,998 9,999 10,000

Page 14

- 10 20 30 70 80 90
- 188 191 235 243 259 267
- 50 75 100 125 150 175
- 5,000 6,000 7,000 8,000 9,000 10,000
- 3,126 3,162 3,206 3,216 3,602 3,612
- 5,995 5,997 5,998 5,999 6,000 6,001

Page 15

- 6,359 6,360 6,362 6,366 6,368 6,371
8,799 8,800 8,801 8,804 8,805 8,806
9,990 9,993 9,994 9,996 9,997 9,999 10,000

Page 16

1. B
2. A
3. D
4. C
5. D
6. A
7. A
8. D
9. B
10. C

Page 17

Bear Snack Name _____

Bear only eats honey from pots **greater than 500**. Write the numbers and then color the pots to show which honey Bear will eat.

Identify the place value for each digit in numbers to 1000 and use expanded notation to represent numbers.

©2003 by Evan-Moor Corp. • Basic Math Skills, Grade 3 • EMC 3016 Number & Operations 17

Page 18

Tide Pool Surprise Name _____

Connect the dots in order from lowest to highest to complete the shell.

Write the numbers.

hundreds	tens	ones	= ?	hundreds	tens	ones	= ?
2	1	6	216	6	9	0	690
6	3	5	635	4	9	9	499
7	0	3	703	7	2	8	728
1	9	8	198	9	6	0	960
4	2	3	423	8	6	1	861
6	8	7	687	3	0	9	309
8	4	2	842	5	9	6	596
9	0	7	907	10	0	0	1000

Identify the place value for each digit in numbers to 1000 and use expanded notation to represent numbers.

18 Number & Operations ©2003 by Evan-Moor Corp. • Basic Math Skills, Grade 3 • EMC 3016

Page 19

- 4 hundreds + 3 tens + 8 ones = 438
400 + 30 + 8 = 438
1. 9 hundreds + 7 tens + 0 ones = 970
900 + 70 + 0 = 970
2. 4 hundreds + 0 tens + 3 ones = 403
400 + 0 + 3 = 403
3. 0 hundreds + 6 tens + 9 ones = 69
0 + 60 + 9 = 69
4. 8 hundreds + 9 tens + 2 ones = 892
800 + 90 + 2 = 892
5. 2 hundreds + 1 ten + 1 one = 211
200 + 10 + 1 = 211
6. 6 hundreds + 0 tens + 4 ones = 604
600 + 0 + 4 = 604
7. 3 hundreds + 8 tens + 4 ones = 384
300 + 80 + 4 = 384
8. 10 hundreds + 0 tens + 0 ones = 1,000
1,000 + 0 + 0 = 1,000

Page 20

1. tens
2. hundreds
3. hundreds
4. ones
5. ones
6. tens
7. hundreds
8. ones
9. hundreds
10. tens
11. tens
12. ones

Page 21

Answers will vary, but must be three-digit numbers.

Page 22

- | | |
|------|-------|
| 1. C | 6. A |
| 2. A | 7. C |
| 3. D | 8. A |
| 4. B | 9. B |
| 5. C | 10. C |

Page 23

Make a Match Name _____

Draw a line between the numbers that equal the same amount.

4,160 2 thousands 1 hundred 6 tens 0 ones	6,841 6 thousands 8 hundreds 4 tens 1 one
1,798 1 thousand 7 hundreds 9 tens 8 ones	4 thousands 1 hundred 6 tens 0 ones
2,325 2 thousands 3 hundreds 2 tens 5 ones	4 thousands 4 hundreds 0 tens 2 ones
9,902 9 thousands 9 hundreds 0 tens 2 ones	1 thousand 7 hundreds 9 tens 8 ones

Identify the place value for each digit in numbers to 10,000 and use expanded notation to represent numbers.

©2003 by Evan-Moor Corp. • Basic Math Skills, Grade 3 • EMC 3016 Number & Operations 23

Page 25

- 1 thousand + 2 hundreds + 5 tens + 1 one = 1,251
 $1,000 + 200 + 50 + 1 = 1,251$
1. 2 thousands + 4 hundreds + 2 tens + 7 ones = 2,427
 $2,000 + 400 + 20 + 7 = 2,427$
2. 3 thousands + 1 hundred + 7 tens + 0 ones = 3,170
 $3,000 + 100 + 70 + 0 = 3,170$
3. 9 thousands + 1 hundred + 2 tens + 6 ones = 9,126
 $9,000 + 100 + 20 + 6 = 9,126$
4. 6 thousands + 9 hundreds + 7 tens + 0 ones = 6,970
 $6,000 + 900 + 70 + 0 = 6,970$
5. 4 thousands + 6 hundreds + 3 tens + 8 ones = 4,638
 $4,000 + 600 + 30 + 8 = 4,638$
6. 2 thousands + 0 hundreds + 4 tens + 3 ones = 2,043
 $2,000 + 0 + 40 + 3 = 2,043$
7. 9 thousands + 8 hundreds + 7 tens + 2 ones = 9,872
 $9,000 + 800 + 70 + 2 = 9,872$

Page 24

What Is the Question? Name _____

The answer is **Hot Dog**.
What is the question?

Write the numbers. Then write the letters on the lines at the bottom of the page to find the question.

1,000 + 200 + 30 + 5 = 1,235 -A 4,000 + 100 + 70 + 8 = 4178 -L
 3,000 + 500 + 10 + 1 = 3511 -C 8,000 + 900 + 40 + 1 = 8941 -O
 6,000 + 400 + 60 + 6 = 6466 -E 5,000 + 600 + 80 + 4 = 5684 -P
 9,000 + 700 + 90 + 2 = 9792 -F 1,000 + 100 + 10 + 9 = 1119 -S
 2,000 + 300 + 20 + 7 = 2327 -H 3,000 + 800 + 70 + 3 = 3873 -T
 7,000 + 800 + 50 + 3 = 7853 -I 9,000 + 400 + 50 + 1 = 9451 -W

W H A T I S T H E
 9,451 2,327 1,235 3,873 7,853 1,119 3,873 2,327 6,466

O P P O S I T E
 8,941 5,684 5,684 8,941 1,119 7,853 3,873 6,466

O F A C O O L C A T
 8,941 9,792 1,235 3,511 8,941 8,941 4,178 3,511 1,235 3,873

Identify the place value for each digit in numbers to 10,000 and use expanded notation to represent numbers.

24 Number & Operations EMC 3016 • Basic Math Skills, Grade 3 • ©2003 by Evan-Moor Corp.

Page 26

- tens
- thousands
- hundreds
- ones
- ones
- tens
- thousands
- ones
- thousands
- tens
- hundreds
- ones

Page 27**6,420**

6 thousands

4 hundreds

2 tens

0 ones

9,874

9 thousands

8 hundreds

7 tens

4 ones

6,432

6 thousands

4 hundreds

3 tens

2 ones

9,831

9 thousands

8 hundreds

3 tens

1 one

9,752

9 thousands

7 hundreds

5 tens

2 ones

1,100

1 thousand

1 hundred

0 tens

0 ones

Page 28

- | | |
|------|-------|
| 1. B | 6. A |
| 2. D | 7. B |
| 3. C | 8. A |
| 4. B | 9. C |
| 5. D | 10. B |

Page 29

1. 1
2. 100
3. 1,000
4. 1,000

Page 30

Star Search Name _____

100 200 300 400 500 600 700 800 900 1,000

Color the spaces to find the hidden stars. Numbers nearer 1,000—blue
Numbers nearer 100—yellow

How many whole stars did you find? 2

How many parts of stars did you find? 3

Round off numbers to 10,000 to the nearest ten, hundred, and thousand

30 Number 6 Operations EMC 3016 • Basic Math Skills, Grade 3 • ©2003 by Evan-Moor Corp.

Page 31Round to the nearest **ten**.

39 <u>40</u>	52 <u>50</u>	53 <u>50</u>
64 <u>60</u>	87 <u>90</u>	26 <u>30</u>

Round to the nearest **hundred**.

199 <u>200</u>	540 <u>500</u>	225 <u>200</u>
306 <u>300</u>	863 <u>900</u>	685 <u>700</u>

Round to the nearest **thousand**.

8,127 <u>8,000</u>	6,800 <u>7,000</u>	4,789 <u>5,000</u>
2,916 <u>3,000</u>	1,439 <u>1,000</u>	5,572 <u>6,000</u>

Page 32

- | | |
|----------|----------|
| 1. 4,640 | 2. 6,870 |
| 4,600 | 6,900 |
| 5,000 | 7,000 |
| 3. 2,360 | 4. 1,330 |
| 2,400 | 1,300 |
| 2,000 | 1,000 |
| 5. 8,650 | 6. 4,770 |
| 8,700 | 4,800 |
| 9,000 | 5,000 |

Page 33

- round up to 440
- round down to 600
- round up to 3,250
- round down to 800
- round up to 8,200
- round down to 4,300
- round down to 1,000
- round up to 3,000
- round down to 5,000

Page 34

- | | |
|------|-------|
| 1. D | 6. C |
| 2. C | 7. B |
| 3. B | 8. B |
| 4. A | 9. D |
| 5. B | 10. B |

Page 35

Riddle, Riddle, Answer the Riddles Name _____

Key
 12—o 24—a 28—b 31—e 48—n
 57—g 63—w 74—r 86—p 92—i

Use the code to solve the riddles. Write the matching letter below each answer.

What kind of pen can't write?

$\begin{array}{r} 43 \\ + 43 \\ \hline 86 \end{array}$	$\begin{array}{r} 61 \\ + 31 \\ \hline 92 \end{array}$	$\begin{array}{r} 89 \\ - 32 \\ \hline 57 \end{array}$	$\begin{array}{r} 64 \\ + 22 \\ \hline 86 \end{array}$	$\begin{array}{r} 59 \\ - 28 \\ \hline 31 \end{array}$	$\begin{array}{r} 79 \\ - 31 \\ \hline 48 \end{array}$
p	i	g	p	e	n

What kind of bow can't be untied?

$\begin{array}{r} 44 \\ + 30 \\ \hline 74 \end{array}$	$\begin{array}{r} 79 \\ - 55 \\ \hline 24 \end{array}$	$\begin{array}{r} 40 \\ + 52 \\ \hline 92 \end{array}$	$\begin{array}{r} 33 \\ + 15 \\ \hline 48 \end{array}$	$\begin{array}{r} 89 \\ - 61 \\ \hline 28 \end{array}$	$\begin{array}{r} 58 \\ - 46 \\ \hline 12 \end{array}$	$\begin{array}{r} 22 \\ + 41 \\ \hline 63 \end{array}$
r	a	i	n	b	o	w


Find the sum or difference of whole numbers between 0 and 100 without regrouping; show an understanding of the relationship of addition and subtraction.

©2003 by Evan-Moor Corp. • Basic Math Skills, Grade 3 • EMC 3016 Number & Operations 35


Page 36

How About Some Ice Cream? Name _____

Color the boxes with answers that are double numbers to get to the ice-cream shoppe.



$\begin{array}{r} 46 \\ - 24 \\ \hline 22 \end{array}$	$\begin{array}{r} 21 \\ + 15 \\ \hline 36 \end{array}$	$\begin{array}{r} 69 \\ - 20 \\ \hline 49 \end{array}$	$\begin{array}{r} 78 \\ - 32 \\ \hline 46 \end{array}$	$\begin{array}{r} 76 \\ - 35 \\ \hline 41 \end{array}$
$\begin{array}{r} 53 \\ + 35 \\ \hline 88 \end{array}$	$\begin{array}{r} 96 \\ - 52 \\ \hline 44 \end{array}$	$\begin{array}{r} 20 \\ + 79 \\ \hline 99 \end{array}$	$\begin{array}{r} 95 \\ - 65 \\ \hline 30 \end{array}$	$\begin{array}{r} 97 \\ - 27 \\ \hline 70 \end{array}$
$\begin{array}{r} 32 \\ + 57 \\ \hline 89 \end{array}$	$\begin{array}{r} 32 \\ + 26 \\ \hline 58 \end{array}$	$\begin{array}{r} 78 \\ - 45 \\ \hline 33 \end{array}$	$\begin{array}{r} 27 \\ + 61 \\ \hline 88 \end{array}$	$\begin{array}{r} 87 \\ - 56 \\ \hline 31 \end{array}$
$\begin{array}{r} 49 \\ - 20 \\ \hline 29 \end{array}$	$\begin{array}{r} 57 \\ - 26 \\ \hline 31 \end{array}$	$\begin{array}{r} 35 \\ + 43 \\ \hline 78 \end{array}$	$\begin{array}{r} 52 \\ + 25 \\ \hline 77 \end{array}$	$\begin{array}{r} 86 \\ - 42 \\ \hline 44 \end{array}$
$\begin{array}{r} 57 \\ - 37 \\ \hline 20 \end{array}$	$\begin{array}{r} 56 \\ + 33 \\ \hline 89 \end{array}$	$\begin{array}{r} 94 \\ - 42 \\ \hline 52 \end{array}$	$\begin{array}{r} 25 \\ + 14 \\ \hline 39 \end{array}$	$\begin{array}{r} 74 \\ + 25 \\ \hline 99 \end{array}$



Find the sum or difference of whole numbers between 0 and 100 without regrouping; show an understanding of the relationship of addition and subtraction.

36 Number & Operations EMC 3016 • Basic Math Skills, Grade 3 • ©2003 by Evan-Moor Corp.

Page 37

- | | |
|------------|----------------------|
| 1. 17 9 13 | 4. 12 16 16 69 97 47 |
| 2. 6 12 7 | 5. 69 97 31 55 89 32 |
| 3. 12 14 8 | 6. 25 99 99 51 76 21 |

Page 38

Add to Check Subtraction Name _____

Subtract to find the answer. Add to check your answer.

1.

$\begin{array}{r} 47 \\ - 13 \\ \hline 34 \end{array}$	$\begin{array}{r} 34 \\ + 13 \\ \hline 47 \end{array}$	$\begin{array}{r} 29 \\ - 16 \\ \hline 13 \end{array}$	$\begin{array}{r} 13 \\ + 16 \\ \hline 29 \end{array}$	$\begin{array}{r} 37 \\ - 24 \\ \hline 13 \end{array}$	$\begin{array}{r} 13 \\ + 24 \\ \hline 37 \end{array}$
--	--	--	--	--	--

2.

$\begin{array}{r} 68 \\ - 45 \\ \hline 23 \end{array}$	$\begin{array}{r} 23 \\ + 45 \\ \hline 68 \end{array}$	$\begin{array}{r} 75 \\ - 34 \\ \hline 41 \end{array}$	$\begin{array}{r} 41 \\ + 34 \\ \hline 75 \end{array}$	$\begin{array}{r} 55 \\ - 35 \\ \hline 20 \end{array}$	$\begin{array}{r} 20 \\ + 35 \\ \hline 55 \end{array}$
--	--	--	--	--	--

3.

$\begin{array}{r} 87 \\ - 46 \\ \hline 41 \end{array}$	$\begin{array}{r} 41 \\ + 46 \\ \hline 87 \end{array}$	$\begin{array}{r} 43 \\ - 20 \\ \hline 23 \end{array}$	$\begin{array}{r} 23 \\ + 20 \\ \hline 43 \end{array}$	$\begin{array}{r} 29 \\ - 26 \\ \hline 3 \end{array}$	$\begin{array}{r} 3 \\ + 26 \\ \hline 29 \end{array}$
--	--	--	--	---	---

4.

$\begin{array}{r} 94 \\ - 53 \\ \hline 41 \end{array}$	$\begin{array}{r} 41 \\ + 53 \\ \hline 94 \end{array}$	$\begin{array}{r} 45 \\ - 30 \\ \hline 15 \end{array}$	$\begin{array}{r} 15 \\ + 30 \\ \hline 45 \end{array}$	$\begin{array}{r} 68 \\ - 37 \\ \hline 31 \end{array}$	$\begin{array}{r} 31 \\ + 37 \\ \hline 68 \end{array}$
--	--	--	--	--	--

Find the sum or difference of whole numbers between 0 and 100 without regrouping; show an understanding of the relationship of addition and subtraction.

38 Number & Operations EMC 3016 • Basic Math Skills, Grade 3 • ©2003 by Evan-Moor Corp.

Page 39

- 58 baseball cards
 $46 + 12 = 58$
- 11 more butterfly stickers
 $41 - 30 = 11$
- 69 model cars
 $23 + 23 + 23 = 69$
- 11 more small marbles
 $35 - 24 = 11$
- 59 stamps
 $37 + 22 = 59$
- Answers will vary.

Page 40

- B 6. C
- A 7. D
- C 8. B
- B 9. A
- D 10. D

Page 41

Pattern Wheel Name _____

Find the answers. Color the spaces with answers **more than 50** red.
Color the spaces with answers **less than 50** yellow.

Find the sum or difference of whole numbers between 0 and 100 with regrouping.

©2003 by Evan-Moor Corp. • Basic Math Skills, Grade 3 • EMC 3016 Number & Operations 41

Page 42

Happy Holiday Name _____

What weighs 2,000 pounds, has big ears, tusks, and two trunks?

a=56 c=22 e=36 g=43
b=75 i=48 l=14 n=45
o=34 p=40 t=91 v=65

Use the code to solve the riddle. Write the matching letter below each answer.

83	27	28	43	67	99	26	33	92	27
-27	+18	+68	-29	+29	-59	+49	+23	-47	+64
56	45	96	14	96	40	75	56	45	91
o	n	e	l	e	p	h	a	n	t

54	91	19	81	65	63	16
+39	-57	+29	-36	+28	-29	+29
93	34	48	45	93	34	45
g	o	i	n	g	o	n

90	19	71	79	49	84	17	16
-25	+37	-49	-23	+42	-36	+17	+29
65	56	22	56	91	48	34	45
v	a	c	a	t	i	o	n

Find the sum or difference of whole numbers between 0 and 100 with regrouping.

42 Number & Operations EMC 3016 • Basic Math Skills, Grade 3 • ©2003 by Evan-Moor Corp.

Page 43

- 101 80 98 64 59 71
- 56 83 15 59 52 33
- 87 7 72 70 58 64
- 15 40 101 99 26 100
- 83 62 36 53 80 29

Page 44

- 24 91 16 58 91 53
- 98 37 36 83 36 40
- 629 81 694 82
- 18 91 48 100 14 91
- 37 80 92 38 92 60

Page 45

- 13 more bolts
 $60 - 47 = 13$
- 84 tires
 $58 + 26 = 84$
- 94 bikes
 $24 + 51 + 19 = 94$
- 94 minutes
 $65 + 29 = 94$
- 16 helmets left
 $73 - 57 = 16$
- Answers will vary, but must reflect the picture.

Page 46

- C 6. D
- B 7. C
- A 8. A
- D 9. B
- C 10. A

Page 47

What Is It? Name _____

*(It runs all night, and it runs all day.
But it never, ever runs away.
What is it?)*

Key

225—r	244—o	314—k	323—n
424—m	563—l	785—a	987—c

Use the code to solve the riddle. Write the matching letter below each answer.

$\begin{array}{r} 312 \\ + 473 \\ \hline 785 \end{array}$	$\begin{array}{r} 587 \\ - 264 \\ \hline 323 \end{array}$	6	5	4
a	n			

$\begin{array}{r} 524 \\ + 261 \\ \hline 785 \end{array}$	$\begin{array}{r} 999 \\ - 436 \\ \hline 563 \end{array}$	$\begin{array}{r} 653 \\ + 132 \\ \hline 785 \end{array}$	$\begin{array}{r} 756 \\ - 531 \\ \hline 225 \end{array}$	$\begin{array}{r} 859 \\ - 435 \\ \hline 424 \end{array}$	7	8
a	l	a	r	m		

$\begin{array}{r} 406 \\ + 581 \\ \hline 987 \end{array}$	$\begin{array}{r} 321 \\ + 242 \\ \hline 563 \end{array}$	$\begin{array}{r} 657 \\ - 413 \\ \hline 244 \end{array}$	$\begin{array}{r} 623 \\ + 364 \\ \hline 987 \end{array}$	$\begin{array}{r} 745 \\ - 431 \\ \hline 314 \end{array}$	9
c	l	o	c	k	

Find the sum or difference of whole numbers between 100 and 1000 without regrouping.

©2003 by Evan-Moor Corp. • Basic Math Skills, Grade 3 • EMC 3016 Number & Operations 47

Page 48

Row, Row, Row Your Boat Name _____

Write the answers.

$\begin{array}{r} 535 \\ - 214 \\ \hline 321 \end{array}$	$\begin{array}{r} 498 \\ - 173 \\ \hline 325 \end{array}$	$\begin{array}{r} 418 \\ + 561 \\ \hline 979 \end{array}$	$\begin{array}{r} 341 \\ + 527 \\ \hline 868 \end{array}$
$\begin{array}{r} 503 \\ + 274 \\ \hline 777 \end{array}$	$\begin{array}{r} 623 \\ + 346 \\ \hline 969 \end{array}$	$\begin{array}{r} 887 \\ - 635 \\ \hline 252 \end{array}$	$\begin{array}{r} 877 \\ - 306 \\ \hline 571 \end{array}$
$\begin{array}{r} 347 \\ + 322 \\ \hline 669 \end{array}$	$\begin{array}{r} 887 \\ - 635 \\ \hline 252 \end{array}$	$\begin{array}{r} 658 \\ - 426 \\ \hline 232 \end{array}$	$\begin{array}{r} 209 \\ + 580 \\ \hline 789 \end{array}$
$\begin{array}{r} 376 \\ - 154 \\ \hline 222 \end{array}$	$\begin{array}{r} 182 \\ + 716 \\ \hline 898 \end{array}$	$\begin{array}{r} 246 \\ + 642 \\ \hline 888 \end{array}$	$\begin{array}{r} 769 \\ - 325 \\ \hline 444 \end{array}$

Find the sum or difference of whole numbers between 100 and 1000 without regrouping.

48 Number & Operations EMC 3016 • Basic Math Skills, Grade 3 • ©2003 by Evan-Moor Corp.

Page 49

Searching for Seven Name _____

Find the answers. Draw a blue box around answers with 7 in the hundreds place.
Draw an orange circle around answers with 7 in the tens place.
Draw a green line under answers with 7 in the ones place.

- | | | | | |
|---|---|---|---|---|
| $\begin{array}{r} 437 \\ + 312 \\ \hline 749 \end{array}$ | $\begin{array}{r} 589 \\ - 322 \\ \hline 267 \end{array}$ | $\begin{array}{r} 261 \\ - 524 \\ \hline 785 \end{array}$ | $\begin{array}{r} 132 \\ + 653 \\ \hline 785 \end{array}$ | $\begin{array}{r} 898 \\ - 527 \\ \hline 371 \end{array}$ |
|---|---|---|---|---|
- | | | | | |
|---|---|---|---|---|
| $\begin{array}{r} 927 \\ - 510 \\ \hline 417 \end{array}$ | $\begin{array}{r} 988 \\ - 421 \\ \hline 567 \end{array}$ | $\begin{array}{r} 604 \\ + 185 \\ \hline 789 \end{array}$ | $\begin{array}{r} 758 \\ - 341 \\ \hline 417 \end{array}$ | $\begin{array}{r} 364 \\ + 623 \\ \hline 987 \end{array}$ |
|---|---|---|---|---|
- | | | | | |
|---|---|---|---|---|
| $\begin{array}{r} 647 \\ + 132 \\ \hline 779 \end{array}$ | $\begin{array}{r} 853 \\ - 112 \\ \hline 741 \end{array}$ | $\begin{array}{r} 642 \\ + 143 \\ \hline 785 \end{array}$ | $\begin{array}{r} 271 \\ + 607 \\ \hline 878 \end{array}$ | $\begin{array}{r} 968 \\ - 517 \\ \hline 517 \end{array}$ |
|---|---|---|---|---|
- | | | | | |
|---|---|---|--|---|
| $\begin{array}{r} 355 \\ + 432 \\ \hline 787 \end{array}$ | $\begin{array}{r} 243 \\ + 714 \\ \hline 957 \end{array}$ | $\begin{array}{r} 879 \\ - 562 \\ \hline 317 \end{array}$ | $\begin{array}{r} 768 \\ - 701 \\ \hline 67 \end{array}$ | $\begin{array}{r} 643 \\ + 336 \\ \hline 979 \end{array}$ |
|---|---|---|--|---|
- | | | | | |
|---|---|---|---|---|
| $\begin{array}{r} 878 \\ - 607 \\ \hline 271 \end{array}$ | $\begin{array}{r} 534 \\ + 253 \\ \hline 787 \end{array}$ | $\begin{array}{r} 969 \\ - 226 \\ \hline 743 \end{array}$ | $\begin{array}{r} 456 \\ + 541 \\ \hline 997 \end{array}$ | $\begin{array}{r} 642 \\ + 315 \\ \hline 957 \end{array}$ |
|---|---|---|---|---|


Find the sum or difference of whole numbers between 100 and 1000 without regrouping.

©2003 by Evan-Moor Corp. • Basic Math Skills, Grade 3 • EMC 3016 Number & Operations 49

Page 50

Find the Mistakes

Name _____



Help Carlos find the mistakes. Make an **X** on the problems that are **NOT** correct.

1.
$$\begin{array}{r} 657 \\ -513 \\ \hline 144 \end{array}$$

$$\begin{array}{r} 56 \\ -878 \\ \hline \end{array}$$

$$\begin{array}{r} 603 \\ +175 \\ \hline 778 \end{array}$$

$$\begin{array}{r} 785 \\ -524 \\ \hline 261 \end{array}$$

2.
$$\begin{array}{r} 74 \\ +32 \\ \hline 106 \end{array}$$

$$\begin{array}{r} 361 \\ +527 \\ \hline 888 \end{array}$$

$$\begin{array}{r} 89 \\ -36 \\ \hline 53 \end{array}$$

$$\begin{array}{r} 987 \\ -364 \\ \hline 623 \end{array}$$

$$\begin{array}{r} 415 \\ +341 \\ \hline 756 \end{array}$$

3.
$$\begin{array}{r} 325 \\ +262 \\ \hline 587 \end{array}$$

$$\begin{array}{r} 505 \\ +453 \\ \hline 958 \end{array}$$

$$\begin{array}{r} 63 \\ -58 \\ \hline 5 \end{array}$$

$$\begin{array}{r} 241 \\ +412 \\ \hline 653 \end{array}$$

4.
$$\begin{array}{r} 513 \\ +134 \\ \hline 647 \end{array}$$

$$\begin{array}{r} 778 \\ -175 \\ \hline 603 \end{array}$$

$$\begin{array}{r} 984 \\ +176 \\ \hline 1160 \end{array}$$

$$\begin{array}{r} 959 \\ -623 \\ \hline 336 \end{array}$$

Find the sum or difference of whole numbers between 100 and 1000 without regrouping.


50 Number & Operations

Page 54

Mystery in the Refrigerator

Name _____

How do you know a penguin was in your refrigerator?



Key

236-f	272-t	494-o	528-i
692-s	727-b	758-n	806-e
809-h	839-i	980-u	983-p

Use the code to solve the riddle. Write the matching letter below each answer.

$\begin{array}{r} 343 \\ -107 \\ \hline 236 \end{array}$	$\begin{array}{r} 386 \\ +108 \\ \hline 494 \end{array}$	$\begin{array}{r} 275 \\ +219 \\ \hline 494 \end{array}$	$\begin{array}{r} 665 \\ -137 \\ \hline 528 \end{array}$
f	o	o	t

$\begin{array}{r} 716 \\ +267 \\ \hline 983 \end{array}$	$\begin{array}{r} 664 \\ -392 \\ \hline 272 \end{array}$	$\begin{array}{r} 243 \\ +596 \\ \hline 839 \end{array}$	$\begin{array}{r} 562 \\ +196 \\ \hline 758 \end{array}$	$\begin{array}{r} 918 \\ -390 \\ \hline 528 \end{array}$	$\begin{array}{r} 987 \\ -295 \\ \hline 692 \end{array}$
p	r	i	n	t	s

$\begin{array}{r} 980 \\ -141 \\ \hline 839 \end{array}$	$\begin{array}{r} 891 \\ -133 \\ \hline 758 \end{array}$	$\begin{array}{r} 134 \\ +394 \\ \hline 528 \end{array}$	$\begin{array}{r} 425 \\ +384 \\ \hline 809 \end{array}$	$\begin{array}{r} 632 \\ +174 \\ \hline 806 \end{array}$
i	n	t	h	e

$\begin{array}{r} 453 \\ +274 \\ \hline 727 \end{array}$	$\begin{array}{r} 816 \\ +164 \\ \hline 980 \end{array}$	$\begin{array}{r} 309 \\ +219 \\ \hline 528 \end{array}$	$\begin{array}{r} 734 \\ -206 \\ \hline 528 \end{array}$	$\begin{array}{r} 922 \\ -116 \\ \hline 806 \end{array}$	$\begin{array}{r} 690 \\ -418 \\ \hline 272 \end{array}$
b	u	t	t	e	r

Find the sum or difference of whole numbers between 100 and 1000 with regrouping.

54 Number & Operations

Page 51

- 339 blueberries
- 960 blueberries
- 663 blueberries
- Answers will vary.


Page 52

- C
- D
- C
- D
- B
- A
- A
- C
- A
- A

Page 53


Hurry Home, Father Fox

Name _____



Color the boxes with the answer **678** to help the fox find his way home.

$\begin{array}{r} 792 \\ -419 \\ \hline 373 \end{array}$	$\begin{array}{r} 236 \\ +157 \\ \hline 393 \end{array}$	$\begin{array}{r} 871 \\ -403 \\ \hline 468 \end{array}$	$\begin{array}{r} 549 \\ +129 \\ \hline 678 \end{array}$	$\begin{array}{r} 293 \\ +385 \\ \hline 678 \end{array}$
$\begin{array}{r} 897 \\ -549 \\ \hline 348 \end{array}$	$\begin{array}{r} 126 \\ +118 \\ \hline 244 \end{array}$	$\begin{array}{r} 392 \\ +286 \\ \hline 678 \end{array}$	$\begin{array}{r} 538 \\ +140 \\ \hline 678 \end{array}$	$\begin{array}{r} 889 \\ -698 \\ \hline 191 \end{array}$
$\begin{array}{r} 686 \\ -327 \\ \hline 359 \end{array}$	$\begin{array}{r} 127 \\ +538 \\ \hline 665 \end{array}$	$\begin{array}{r} 239 \\ +439 \\ \hline 678 \end{array}$	$\begin{array}{r} 208 \\ +306 \\ \hline 514 \end{array}$	$\begin{array}{r} 633 \\ -272 \\ \hline 361 \end{array}$
$\begin{array}{r} 239 \\ +347 \\ \hline 586 \end{array}$	$\begin{array}{r} 725 \\ -127 \\ \hline 598 \end{array}$	$\begin{array}{r} 184 \\ +494 \\ \hline 678 \end{array}$	$\begin{array}{r} 896 \\ -218 \\ \hline 678 \end{array}$	$\begin{array}{r} 313 \\ +247 \\ \hline 560 \end{array}$
$\begin{array}{r} 797 \\ -148 \\ \hline 649 \end{array}$	$\begin{array}{r} 532 \\ +127 \\ \hline 659 \end{array}$	$\begin{array}{r} 983 \\ -357 \\ \hline 626 \end{array}$	$\begin{array}{r} 359 \\ +319 \\ \hline 678 \end{array}$	$\begin{array}{r} 525 \\ +153 \\ \hline 678 \end{array}$



Find the sum or difference of whole numbers between 100 and 1000 with regrouping.

©2003 by Evan-Moor Corp. • Basic Math Skills, Grade 3 • EMC 3016 Number & Operations 53

Page 55

Four in a Row

Name _____

Regroup to find the answers.

$\begin{array}{r} 139 \\ +327 \\ \hline 466 \end{array}$	$\begin{array}{r} 256 \\ -129 \\ \hline 127 \end{array}$	$\begin{array}{r} 183 \\ +464 \\ \hline 647 \end{array}$	$\begin{array}{r} 519 \\ -253 \\ \hline 266 \end{array}$
--	--	--	--

Solve the problems. Color each square that has an answer with a 1 in the **ones** place.

$\begin{array}{r} 228 \\ +343 \\ \hline 571 \end{array}$	$\begin{array}{r} 735 \\ -317 \\ \hline 418 \end{array}$	$\begin{array}{r} 387 \\ +355 \\ \hline 742 \end{array}$	$\begin{array}{r} 622 \\ +149 \\ \hline 771 \end{array}$
$\begin{array}{r} 651 \\ +284 \\ \hline 935 \end{array}$	$\begin{array}{r} 459 \\ -168 \\ \hline 291 \end{array}$	$\begin{array}{r} 426 \\ +195 \\ \hline 621 \end{array}$	$\begin{array}{r} 960 \\ -625 \\ \hline 335 \end{array}$
$\begin{array}{r} 806 \\ -432 \\ \hline 374 \end{array}$	$\begin{array}{r} 428 \\ -164 \\ \hline 264 \end{array}$	$\begin{array}{r} 740 \\ -319 \\ \hline 421 \end{array}$	$\begin{array}{r} 597 \\ +168 \\ \hline 765 \end{array}$
$\begin{array}{r} 375 \\ +337 \\ \hline 712 \end{array}$	$\begin{array}{r} 960 \\ -625 \\ \hline 335 \end{array}$	$\begin{array}{r} 851 \\ -528 \\ \hline 323 \end{array}$	$\begin{array}{r} 277 \\ +344 \\ \hline 621 \end{array}$

Did you get four in a row? **yes**

Find the sum or difference of whole numbers between 100 and 1000 with regrouping.

©2003 by Evan-Moor Corp. • Basic Math Skills, Grade 3 • EMC 3016 Number & Operations 55

Page 56

Greta's Garden

Name _____

Color the flowers.

8 in the tens place—red
9 in the tens place—blue
6 in the tens place—yellow

1.	$\begin{array}{r} 265 \\ + 414 \\ \hline 682 \end{array}$ red	$\begin{array}{r} 574 \\ + 128 \\ \hline 446 \end{array}$ blue	$\begin{array}{r} 231 \\ + 269 \\ \hline 490 \end{array}$ blue	$\begin{array}{r} 594 \\ + 273 \\ \hline 867 \end{array}$ yellow	$\begin{array}{r} 543 \\ + 369 \\ \hline 912 \end{array}$ yellow
2.	$\begin{array}{r} 142 \\ + 249 \\ \hline 391 \end{array}$ blue	$\begin{array}{r} 285 \\ - 118 \\ \hline 167 \end{array}$ yellow	$\begin{array}{r} 949 \\ - 284 \\ \hline 665 \end{array}$ yellow	$\begin{array}{r} 517 \\ + 335 \\ \hline 852 \end{array}$ red	$\begin{array}{r} 471 \\ - 190 \\ \hline 281 \end{array}$ red
3.	$\begin{array}{r} 130 \\ + 749 \\ \hline 882 \end{array}$ red	$\begin{array}{r} 116 \\ + 144 \\ \hline 260 \end{array}$ yellow	$\begin{array}{r} 859 \\ - 369 \\ \hline 490 \end{array}$ blue	$\begin{array}{r} 706 \\ - 448 \\ \hline 258 \end{array}$ blue	$\begin{array}{r} 354 \\ + 627 \\ \hline 981 \end{array}$ red

Count the flowers.
red 4 white 4 blue 3 yellow 4

Find the sum or difference of whole numbers between 100 and 1000 with regrouping

56 Number & Operations EMC 3018 • Basic Math Skills, Grade 3 • ©2003 by Evan-Moor Corp.

Page 60

Riddle Time

Name _____

1,387—p	4,156—t	7,620—h
3,179—e	4,428—o	7,750—a
3,604—c	6,272—t	9,802—n
4,076—s		

Use the code to solve the riddles. Write the matching letter below each answer.

What has ears but cannot hear?

$\begin{array}{r} 2,326 \\ + 1,278 \\ \hline 3,604 \end{array}$	$\begin{array}{r} 2,703 \\ + 1,725 \\ \hline 4,428 \end{array}$	$\begin{array}{r} 7,840 \\ - 3,699 \\ \hline 4,156 \end{array}$	$\begin{array}{r} 3,129 \\ + 6,673 \\ \hline 9,802 \end{array}$
c	o	r	n

What has a tongue but cannot talk?

$\begin{array}{r} 5,948 \\ - 1,872 \\ \hline 4,076 \end{array}$	$\begin{array}{r} 5,248 \\ + 2,372 \\ \hline 7,620 \end{array}$	$\begin{array}{r} 1,836 \\ + 2,592 \\ \hline 4,428 \end{array}$	$\begin{array}{r} 9,347 \\ - 6,168 \\ \hline 3,179 \end{array}$
s	h	o	e

What has eyes but cannot see?

$\begin{array}{r} 5,662 \\ - 4,275 \\ \hline 1,387 \end{array}$	$\begin{array}{r} 6,594 \\ - 2,166 \\ \hline 4,428 \end{array}$	$\begin{array}{r} 7,845 \\ - 1,573 \\ \hline 6,272 \end{array}$	$\begin{array}{r} 4,260 \\ + 3,490 \\ \hline 7,750 \end{array}$	$\begin{array}{r} 4,591 \\ + 1,681 \\ \hline 6,272 \end{array}$	$\begin{array}{r} 5,695 \\ - 1,267 \\ \hline 4,428 \end{array}$
p	o	t	a	t	o

Find the sum or difference of whole numbers between 1000 and 10,000

60 Number & Operations EMC 3018 • Basic Math Skills, Grade 3 • ©2003 by Evan-Moor Corp.

Page 57

- \$955
- \$146
- \$65
- \$590
- \$165
- Answers will vary.

Page 58

- C
- A
- A
- C
- C
- D
- C
- B
- D
- C

Page 59

Tic-Tac-Toe

Name _____

Make an X on the problems that you had to regroup. Make an O around the problems that had no regrouping.

$\begin{array}{r} 5,674 \\ - 4,223 \\ \hline 1,451 \end{array}$	$\begin{array}{r} 3,775 \\ - 1,299 \\ \hline 2,476 \end{array}$	$\begin{array}{r} 5,560 \\ + 2,637 \\ \hline 8,197 \end{array}$
$\begin{array}{r} 6,208 \\ + 3,134 \\ \hline 9,342 \end{array}$	$\begin{array}{r} 2,635 \\ + 6,210 \\ \hline 8,845 \end{array}$	$\begin{array}{r} 8,429 \\ - 2,161 \\ \hline 6,268 \end{array}$
$\begin{array}{r} 9,843 \\ - 4,842 \\ \hline 5,001 \end{array}$	$\begin{array}{r} 5,654 \\ + 3,568 \\ \hline 9,222 \end{array}$	$\begin{array}{r} 3,728 \\ - 1,316 \\ \hline 2,412 \end{array}$

Who won—X or O? Color the winner!

Find the sum or difference of whole numbers between 1000 and 10,000

©2003 by Evan-Moor Corp. • Basic Math Skills, Grade 3 • EMC 3018 Number & Operations 59

Page 61

Mountain Climber

Name _____

Draw a line through the problems that have an answer greater than 5,000. This will mark the path up the mountain for the mountain climber.

$\begin{array}{r} 2,932 \\ + 6,909 \\ \hline 9,841 \end{array}$		
$\begin{array}{r} 2,932 \\ + 1,358 \\ \hline 4,290 \end{array}$	$\begin{array}{r} 8,937 \\ - 2,628 \\ \hline 6,309 \end{array}$	$\begin{array}{r} 7,039 \\ - 4,829 \\ \hline 2,210 \end{array}$
$\begin{array}{r} 5,928 \\ + 2,563 \\ \hline 8,491 \end{array}$	$\begin{array}{r} 4,284 \\ + 2,668 \\ \hline 6,952 \end{array}$	$\begin{array}{r} 4,982 \\ - 1,354 \\ \hline 3,628 \end{array}$
$\begin{array}{r} 5,569 \\ - 1,483 \\ \hline 4,086 \end{array}$		
$\begin{array}{r} 6,894 \\ + 3,001 \\ \hline 9,895 \end{array}$	$\begin{array}{r} 2,039 \\ + 2,448 \\ \hline 4,487 \end{array}$	$\begin{array}{r} 5,168 \\ - 2,635 \\ \hline 2,533 \end{array}$
$\begin{array}{r} 9,518 \\ - 4,535 \\ \hline 4,983 \end{array}$	$\begin{array}{r} 1,562 \\ + 2,657 \\ \hline 4,219 \end{array}$	

Find the sum or difference of whole numbers between 1000 and 10,000

©2003 by Evan-Moor Corp. • Basic Math Skills, Grade 3 • EMC 3018 Number & Operations 61

Page 62

Add to Check Subtraction Name _____

Subtract to find the answer. Add to check your answer.

1.	$\begin{array}{r} 6,539 \\ - 2,415 \\ \hline 4,124 \end{array}$	$\begin{array}{r} 4,124 \\ + 2,415 \\ \hline 6,539 \end{array}$	$\begin{array}{r} 7,529 \\ - 3,206 \\ \hline 4,323 \end{array}$	$\begin{array}{r} 4,323 \\ + 3,206 \\ \hline 7,529 \end{array}$	$\begin{array}{r} 9,685 \\ - 2,431 \\ \hline 7,254 \end{array}$	$\begin{array}{r} 7,254 \\ + 2,431 \\ \hline 9,685 \end{array}$
2.	$\begin{array}{r} 6,864 \\ - 4,444 \\ \hline 2,420 \end{array}$	$\begin{array}{r} 2,420 \\ + 4,444 \\ \hline 6,864 \end{array}$	$\begin{array}{r} 7,195 \\ - 6,132 \\ \hline 1,063 \end{array}$	$\begin{array}{r} 1,063 \\ + 6,132 \\ \hline 7,195 \end{array}$	$\begin{array}{r} 5,956 \\ - 3,532 \\ \hline 2,424 \end{array}$	$\begin{array}{r} 2,424 \\ + 3,532 \\ \hline 5,956 \end{array}$
3.	$\begin{array}{r} 5,215 \\ - 2,166 \\ \hline 3,049 \end{array}$	$\begin{array}{r} 3,049 \\ + 2,166 \\ \hline 5,215 \end{array}$	$\begin{array}{r} 9,478 \\ - 2,294 \\ \hline 7,184 \end{array}$	$\begin{array}{r} 7,184 \\ + 2,294 \\ \hline 9,478 \end{array}$	$\begin{array}{r} 9,253 \\ - 3,618 \\ \hline 5,635 \end{array}$	$\begin{array}{r} 5,635 \\ + 3,618 \\ \hline 9,253 \end{array}$
4.	$\begin{array}{r} 7,685 \\ - 2,827 \\ \hline 4,858 \end{array}$	$\begin{array}{r} 4,858 \\ + 2,827 \\ \hline 7,685 \end{array}$	$\begin{array}{r} 8,438 \\ - 5,326 \\ \hline 3,112 \end{array}$	$\begin{array}{r} 3,112 \\ + 5,326 \\ \hline 8,438 \end{array}$	$\begin{array}{r} 2,534 \\ - 1,229 \\ \hline 1,305 \end{array}$	$\begin{array}{r} 1,305 \\ + 1,229 \\ \hline 2,534 \end{array}$

Find the sum or difference of whole numbers between 1000 and 10,000

62 Number & Operations

Page 65

Fun at the Beach Name _____

Color in the squares where the answer is more than 20 to make a path to the beach.

$2 \times 3 = 6$	$3 \times 4 = 12$	$4 \times 2 = 8$	$5 \times 5 = 25$	$4 \times 5 = 20$
$3 \times 2 = 6$	$2 \times 2 = 4$	$1 \times 2 = 2$	$3 \times 9 = 27$	$5 \times 2 = 10$
$5 \times 0 = 0$	$3 \times 1 = 3$	$3 \times 7 = 21$	$4 \times 6 = 24$	$2 \times 4 = 8$
$3 \times 8 = 24$	$4 \times 6 = 24$	$5 \times 6 = 30$	$3 \times 5 = 15$	$2 \times 6 = 12$
$5 \times 7 = 35$	$3 \times 6 = 18$	$6 \times 3 = 18$	$1 \times 6 = 6$	$5 \times 4 = 20$
$4 \times 0 = 0$	$3 \times 3 = 9$	$1 \times 5 = 5$	$4 \times 4 = 16$	

Color in the squares where the answer is more than 20 to make a path to the beach.

65 Number & Operations

Page 63

- Melvin
Raul
373 points
- 19,527
- 19,553
- boys
26 points
- 37 points
- Answers will vary.

Page 64

- | | |
|------|-------|
| 1. B | 6. B |
| 2. D | 7. B |
| 3. C | 8. A |
| 4. D | 9. C |
| 5. A | 10. D |

Page 66

Missing Dinosaur Name _____

Start at 1 to connect the dots to find out what kind of dinosaur is hidden here.

$2 \times 1 = 2$	$3 \times 3 = 9$	$2 \times 2 = 4$	$5 \times 1 = 5$
$1 \times 1 = 1$	$4 \times 8 = 32$	$3 \times 2 = 6$	$3 \times 2 = 6$
$4 \times 6 = 24$	$5 \times 6 = 30$	$1 \times 7 = 7$	$4 \times 7 = 28$
$3 \times 3 = 9$	$4 \times 4 = 16$	$5 \times 3 = 15$	$3 \times 3 = 9$
$6 \times 3 = 18$	$5 \times 3 = 15$	$4 \times 3 = 12$	$4 \times 2 = 8$
26	$7 \times 2 = 14$	$1 \times 2 = 2$	$7 \times 3 = 21$
$5 \times 5 = 25$	$4 \times 5 = 20$	23	22

66 Number & Operations

Page 67

1. $2 \times 6 = 12$
 $6 \times 2 = 12$
 $6 \times 6 = 36$
2. $3 \times 5 = 15$
 $4 \times 6 = 24$
 $4 \times 7 = 28$
3. $6 \times 8 = 48$
 $5 \times 6 = 30$
 $6 \times 9 = 54$
4. $3 \times 6 = 18$
 $4 \times 8 = 32$
 $5 \times 7 = 35$

Page 68

X	0	1	2	3	4	5	6	7	8	9
0	0	0	0	0	0	0	0	0	0	0
1	0	1	2	3	4	5	6	7	8	9
2	0	2	4	6	8	10	12	14	16	18
3	0	3	6	9	12	15	18	21	24	27
4	0	4	8	12	16	20	24	28	32	36
5	0	5	10	15	20	25	30	35	40	45
6	0	6	12	18	24	30	36	42	48	54

1. A number multiplied by 1 remains the same.
 $1 \times 7 = 7$ $1 \times 3 = 3$ $1 \times 5 = 5$
2. A number multiplied by 0 equals 0.
 $0 \times 9 = 0$ $0 \times 4 = 0$ $0 \times 6 = 0$

Page 69

1. 15 dog cookies
2. 16 goldfish
3. 18 carrots
4. Answers will vary, but must reflect the picture.

Page 70

1. B 6. B
2. B 7. C
3. C 8. C
4. B 9. B
5. D 10. D

Page 71

- | | | |
|-------------------|-------------------|-------------------|
| $7 \times 9 = 63$ | $8 \times 9 = 72$ | $9 \times 9 = 81$ |
| $7 \times 8 = 56$ | $8 \times 8 = 64$ | $9 \times 8 = 72$ |
| $7 \times 7 = 49$ | $8 \times 7 = 56$ | $9 \times 7 = 63$ |
| $7 \times 6 = 42$ | $8 \times 6 = 48$ | $9 \times 6 = 54$ |
| $7 \times 5 = 35$ | $8 \times 5 = 40$ | $9 \times 5 = 45$ |
| $7 \times 4 = 28$ | $8 \times 4 = 32$ | $9 \times 4 = 36$ |
| $7 \times 3 = 21$ | $8 \times 3 = 24$ | $9 \times 3 = 27$ |
| $7 \times 2 = 14$ | $8 \times 2 = 16$ | $9 \times 2 = 18$ |
| $7 \times 1 = 7$ | $8 \times 1 = 8$ | $9 \times 1 = 9$ |
| $7 \times 0 = 0$ | $8 \times 0 = 0$ | $9 \times 0 = 0$ |

Page 72

A Big Surprise Name _____

Color the spaces containing the answers to the problems to find the surprise.

50	49	32	15	20	75
11	95	100	99	40	31
92	87	26	10	30	16
111	51	70	48	63	0
25	61	81	28	45	56
43	24	36	54	13	42
80	64	35	81	12	66
		94	14	13	42

1.	$\begin{array}{r} 3 \\ \times 3 \\ \hline 9 \end{array}$	$\begin{array}{r} 4 \\ \times 7 \\ \hline 28 \end{array}$	$\begin{array}{r} 4 \\ \times 4 \\ \hline 16 \end{array}$	$\begin{array}{r} 9 \\ \times 0 \\ \hline 0 \end{array}$	$\begin{array}{r} 6 \\ \times 2 \\ \hline 12 \end{array}$	$\begin{array}{r} 3 \\ \times 5 \\ \hline 15 \end{array}$	$\begin{array}{r} 2 \\ \times 7 \\ \hline 14 \end{array}$	$\begin{array}{r} 4 \\ \times 9 \\ \hline 36 \end{array}$
2.	$\begin{array}{r} 5 \\ \times 9 \\ \hline 45 \end{array}$	$\begin{array}{r} 4 \\ \times 8 \\ \hline 32 \end{array}$	$\begin{array}{r} 6 \\ \times 7 \\ \hline 42 \end{array}$	$\begin{array}{r} 3 \\ \times 8 \\ \hline 24 \end{array}$	$\begin{array}{r} 9 \\ \times 9 \\ \hline 81 \end{array}$	$\begin{array}{r} 9 \\ \times 6 \\ \hline 54 \end{array}$	$\begin{array}{r} 8 \\ \times 8 \\ \hline 64 \end{array}$	$\begin{array}{r} 5 \\ \times 7 \\ \hline 35 \end{array}$
3.	$\begin{array}{r} 3 \\ \times 9 \\ \hline 27 \end{array}$	$\begin{array}{r} 5 \\ \times 8 \\ \hline 40 \end{array}$	$\begin{array}{r} 8 \\ \times 7 \\ \hline 56 \end{array}$	$\begin{array}{r} 6 \\ \times 5 \\ \hline 30 \end{array}$	$\begin{array}{r} 7 \\ \times 7 \\ \hline 49 \end{array}$	$\begin{array}{r} 8 \\ \times 9 \\ \hline 72 \end{array}$	$\begin{array}{r} 7 \\ \times 9 \\ \hline 63 \end{array}$	$\begin{array}{r} 6 \\ \times 8 \\ \hline 48 \end{array}$

Commit multiplication facts 7s through 10s to memory.

72 Number & Operations EMC 3016 • Basic Math Skills, Grade 3 • ©2003 by Evan-Moor Corp.

Page 73

Is It Correct? Name _____

Circle the problems that have the correct answer. Correct the problems that have the incorrect answer.

1. $\begin{array}{r} 6 \\ \times 4 \\ \hline 24 \end{array}$ $\begin{array}{r} 4 \\ \times 8 \\ \hline 32 \end{array}$ $\begin{array}{r} 6 \\ \times 3 \\ \hline 18 \end{array}$ $\begin{array}{r} 8 \\ \times 5 \\ \hline 40 \end{array}$ $\begin{array}{r} 7 \\ \times 4 \\ \hline 28 \end{array}$ $\begin{array}{r} 7 \\ \times 8 \\ \hline 56 \end{array}$ $\begin{array}{r} 5 \\ \times 3 \\ \hline 15 \end{array}$ $\begin{array}{r} 3 \\ \times 7 \\ \hline 21 \end{array}$

2. $\begin{array}{r} 2 \\ \times 7 \\ \hline 14 \end{array}$ $\begin{array}{r} 4 \\ \times 9 \\ \hline 36 \end{array}$ $\begin{array}{r} 3 \\ \times 9 \\ \hline 27 \end{array}$ $\begin{array}{r} 6 \\ \times 5 \\ \hline 30 \end{array}$ $\begin{array}{r} 7 \\ \times 7 \\ \hline 49 \end{array}$ $\begin{array}{r} 8 \\ \times 7 \\ \hline 56 \end{array}$ $\begin{array}{r} 6 \\ \times 6 \\ \hline 36 \end{array}$ $\begin{array}{r} 5 \\ \times 9 \\ \hline 45 \end{array}$

3. $\begin{array}{r} 3 \\ \times 8 \\ \hline 24 \end{array}$ $\begin{array}{r} 8 \\ \times 9 \\ \hline 72 \end{array}$ $\begin{array}{r} 8 \\ \times 6 \\ \hline 48 \end{array}$ $\begin{array}{r} 8 \\ \times 8 \\ \hline 64 \end{array}$ $\begin{array}{r} 9 \\ \times 5 \\ \hline 45 \end{array}$ $\begin{array}{r} 4 \\ \times 8 \\ \hline 32 \end{array}$ $\begin{array}{r} 7 \\ \times 4 \\ \hline 28 \end{array}$ $\begin{array}{r} 7 \\ \times 7 \\ \hline 49 \end{array}$

4. $\begin{array}{r} 6 \\ \times 9 \\ \hline 54 \end{array}$ $\begin{array}{r} 7 \\ \times 5 \\ \hline 35 \end{array}$ $\begin{array}{r} 3 \\ \times 4 \\ \hline 12 \end{array}$ $\begin{array}{r} 9 \\ \times 6 \\ \hline 54 \end{array}$ $\begin{array}{r} 9 \\ \times 9 \\ \hline 81 \end{array}$ $\begin{array}{r} 6 \\ \times 5 \\ \hline 30 \end{array}$ $\begin{array}{r} 8 \\ \times 5 \\ \hline 40 \end{array}$ $\begin{array}{r} 5 \\ \times 3 \\ \hline 15 \end{array}$

5. $\begin{array}{r} 2 \\ \times 8 \\ \hline 16 \end{array}$ $\begin{array}{r} 7 \\ \times 0 \\ \hline 0 \end{array}$ $\begin{array}{r} 6 \\ \times 5 \\ \hline 30 \end{array}$ $\begin{array}{r} 7 \\ \times 9 \\ \hline 63 \end{array}$ $\begin{array}{r} 1 \\ \times 8 \\ \hline 8 \end{array}$ $\begin{array}{r} 6 \\ \times 9 \\ \hline 54 \end{array}$ $\begin{array}{r} 7 \\ \times 7 \\ \hline 49 \end{array}$ $\begin{array}{r} 6 \\ \times 0 \\ \hline 0 \end{array}$

Commit multiplication facts 7s through 10s to memory.

©2003 by Evan-Moor Corp. • Basic Math Skills, Grade 3 • EMC 3016 **Number & Operations** 73

Page 74

1. $2 \times 6 = 12$ so $6 \times 2 = 12$
2. $4 \times 8 = 32$ so $8 \times 4 = 32$
3. $2 \times 9 = 18$ so $9 \times 2 = 18$
4. $5 \times 9 = 45$ so $9 \times 5 = 45$
5. $3 \times 8 = 24$ so $8 \times 3 = 24$
6. $4 \times 7 = 28$ so $7 \times 4 = 28$
7. $6 \times 7 = 42$ so $7 \times 6 = 42$
8. $3 \times 9 = 27$ so $9 \times 3 = 27$
9. $2 \times 8 = 16$ so $8 \times 2 = 16$
10. $6 \times 8 = 48$ so $8 \times 6 = 48$
11. $5 \times 7 = 35$ so $7 \times 5 = 35$
12. $3 \times 7 = 21$ so $7 \times 3 = 21$

The answer is the same whichever way you multiply two numbers.

13. 30 100 60
14. 80 40 90
15. 50 70 20

When you multiply by 10, add a zero to the number you are multiplying.

Page 75

1. 54 vegetable plants
2. 45 corn plants
3. 80¢
4. 21 hours
5. 28 more carrot plants
6. Answers will vary.

Page 76

1. C
2. B
3. C
4. B
5. D
6. A
7. C
8. C
9. D
10. C

Page 77

Heading Home Name _____

Color the boxes that have the answer 8 to help the bat find its cave.

$\begin{array}{r} 8 \\ 2 \overline{)16} \end{array}$	$\begin{array}{r} 1 \\ 8 \overline{)8} \end{array}$	$\begin{array}{r} 9 \\ 8 \overline{)72} \end{array}$	$\begin{array}{r} 4 \\ 8 \overline{)32} \end{array}$
$\begin{array}{r} 8 \\ 9 \overline{)72} \end{array}$	$\begin{array}{r} 8 \\ 3 \overline{)24} \end{array}$	$\begin{array}{r} 7 \\ 8 \overline{)56} \end{array}$	$\begin{array}{r} 4 \\ 7 \overline{)28} \end{array}$
$\begin{array}{r} 9 \\ 7 \overline{)63} \end{array}$	$\begin{array}{r} 8 \\ 7 \overline{)56} \end{array}$	$\begin{array}{r} 9 \\ 6 \overline{)54} \end{array}$	$\begin{array}{r} 2 \\ 8 \overline{)16} \end{array}$
$\begin{array}{r} 5 \\ 7 \overline{)35} \end{array}$	$\begin{array}{r} 8 \\ 6 \overline{)48} \end{array}$	$\begin{array}{r} 8 \\ 8 \overline{)64} \end{array}$	$\begin{array}{r} 8 \\ 5 \overline{)40} \end{array}$
$\begin{array}{r} 5 \\ 6 \overline{)30} \end{array}$	$\begin{array}{r} 3 \\ 8 \overline{)24} \end{array}$	$\begin{array}{r} 4 \\ 9 \overline{)36} \end{array}$	$\begin{array}{r} 8 \\ 4 \overline{)32} \end{array}$

Solve basic division problems, showing an understanding of the relationship between multiplication and division.


©2003 by Evan-Moor Corp. • Basic Math Skills, Grade 3 • EMC 3016 **Number & Operations** 77

Page 78

Crazy Cat Name _____

What would you call a cat that ate a lemon?

Key
 1—t 4—i 7—e
 2—a 5—o 8—r
 3—s 6—u 9—p



Use the code to solve the riddle. Write the matching letter below each answer.

$$\begin{array}{r} 4 \ 1 \\ 5 \overline{)20} \ 5 \overline{)15} \end{array}$$

$$\begin{array}{r} 4 \ 3 \\ 4 \overline{)16} \ 3 \overline{)12} \end{array}$$

$$\begin{array}{r} 2 \\ 5 \overline{)10} \end{array}$$

 i t i s a

$$\begin{array}{r} 3 \ 5 \ 6 \ 8 \\ 5 \overline{)15} \ 4 \overline{)20} \ 2 \overline{)12} \ 3 \overline{)24} \end{array}$$

$$\begin{array}{r} 9 \ 6 \ 3 \ 3 \\ 5 \overline{)45} \ 4 \overline{)24} \ 6 \overline{)18} \ 4 \overline{)12} \end{array}$$

 s o u r p u s s

78 Number & Operations EMC 3016 • Basic Math Skills, Grade 3 • ©2003 by Evan-Moor Corp.

Page 79

1. 4 9 6 8 6
2. 3 6 7 6 6
3. 9 8 7 3 3
4. 3 2 5 9
5. 4 8 6 1
6. 9 7 9 4

Page 80

1. $6 \div 2 = 3$
 $3 \times 2 = 6$
2. $8 \div 2 = 4$
 $4 \times 2 = 8$
3. $15 \div 5 = 3$
 $3 \times 5 = 15$
4. $42 \div 6 = 7$
 $7 \times 6 = 42$
5. $20 \div 5 = 4$
 $20 \div 4 = 5$
 $4 \times 5 = 20$
 $5 \times 4 = 20$
6. $18 \div 3 = 6$
 $18 \div 6 = 3$
 $3 \times 6 = 18$
 $6 \times 3 = 18$
7. $56 \div 7 = 8$
 $56 \div 8 = 7$
 $7 \times 8 = 56$
 $8 \times 7 = 56$

Page 81

1. 8 fish
2. 5 boxes
3. Answers will vary, but must reflect the picture.

Page 82

1. C 6. D
2. B 7. C
3. C 8. D
4. A 9. C
5. B 10. B

Page 83

Car Lot Name _____

Solve the problems. Color the cars.
 If the answer is 1 through 125, color the car orange.
 If the answer is 126 through 200, color the car purple.
 If the answer is 201 through 300, color the car green.

1. $\begin{array}{r} 32 \\ \times 4 \\ \hline 128 \end{array}$ $\begin{array}{r} 63 \\ \times 2 \\ \hline 126 \end{array}$ $\begin{array}{r} 41 \\ \times 3 \\ \hline 123 \end{array}$
2. $\begin{array}{r} 50 \\ \times 3 \\ \hline 150 \end{array}$ $\begin{array}{r} 22 \\ \times 4 \\ \hline 88 \end{array}$ $\begin{array}{r} 53 \\ \times 3 \\ \hline 159 \end{array}$
3. $\begin{array}{r} 20 \\ \times 5 \\ \hline 100 \end{array}$ $\begin{array}{r} 60 \\ \times 4 \\ \hline 240 \end{array}$ $\begin{array}{r} 31 \\ \times 6 \\ \hline 186 \end{array}$
4. $\begin{array}{r} 42 \\ \times 3 \\ \hline 126 \end{array}$ $\begin{array}{r} 43 \\ \times 3 \\ \hline 129 \end{array}$ $\begin{array}{r} 62 \\ \times 4 \\ \hline 248 \end{array}$
5. $\begin{array}{r} 51 \\ \times 5 \\ \hline 255 \end{array}$ $\begin{array}{r} 74 \\ \times 2 \\ \hline 148 \end{array}$ $\begin{array}{r} 83 \\ \times 3 \\ \hline 249 \end{array}$

Solve multiplication problems of multidigit numbers by one digit.

83 Number & Operations EMC 3016 • Basic Math Skills, Grade 3 • ©2003 by Evan-Moor Corp.

Page 84

Rub-a-Dub-Dub, Shark in the Tub Name _____

How can you tell that a shark has been swimming in your bathtub?

Key
 48—t 72—e 84—h 124—s
 160—a 261—n 288—r 378—m
 567—p 575—l 648—k 972—o

Use the code to solve the riddle. Write the matching letter below each answer.

$$\begin{array}{r} 16 \ 12 \ 18 \ 12 \ 21 \\ \times 3 \ 3 \ 6 \ 4 \ 4 \ 3 \\ \hline 72 \ 72 \ 48 \ 84 \end{array}$$

$$\begin{array}{r} 63 \ 32 \ 36 \ 216 \ 31 \\ \times 6 \ 5 \ 8 \ 3 \ 4 \\ \hline 378 \ 160 \ 288 \ 648 \ 124 \end{array}$$

 t e e t h m a r k s

$$\begin{array}{r} 162 \ 29 \\ \times 6 \ 3 \\ \hline 972 \ 261 \end{array}$$

 o n

$$\begin{array}{r} 24 \ 12 \ 36 \\ \times 2 \ 7 \ 2 \\ \hline 48 \ 84 \ 72 \end{array}$$

$$\begin{array}{r} 62 \ 324 \ 20 \ 63 \\ \times 2 \ 3 \ 8 \ 9 \\ \hline 124 \ 972 \ 160 \ 567 \end{array}$$

 t h e s o a p

84 Number & Operations EMC 3016 • Basic Math Skills, Grade 3 • ©2003 by Evan-Moor Corp.

Page 85

- 75 78 136 34 135
- 132 96 255 72 480
- 498 370 217 477 496

Page 86

- 72 60 90 84 99
- 234 413 498 592 335
- 1,284 636 904 1,296 1,755
- 2,975 1,896 2,108 3,699 2,250
- 12,078 8,504 18,252 6,744 16,492

Page 87

Answers will vary.

Page 88

- D 6. A
- B 7. C
- D 8. C
- C 9. D
- D 10. A

Page 89

Catch the Lost Calf Name _____

Find the answers to help the cowgirl find her lost calf.

Solve division problems in which a one-digit number evenly divides a multidigit number.

©2003 by Evan-Moor Corp. • Basic Math Skills, Grade 3 • EMC 3016 Number & Operations 89

Page 90

Tick, Tock, Where's the Clock? Name _____

Why did the monkey throw the clock out the window?

Key		
21—l	31—f	41—e
50—s	80—i	91—t
120—o	121—m	342—y

Use the code to solve the riddle. Write the matching letter below each answer.

91 120 50 41 41
 $\begin{array}{r} 91 \\ 315 \end{array}$ $\begin{array}{r} 120 \\ 3150 \end{array}$ $\begin{array}{r} 50 \\ 4150 \end{array}$ $\begin{array}{r} 41 \\ 6125 \end{array}$ $\begin{array}{r} 41 \\ 9331 \end{array}$

t o s e e

91 80 121 41
 $\begin{array}{r} 91 \\ 9181 \end{array}$ $\begin{array}{r} 80 \\ 6160 \end{array}$ $\begin{array}{r} 121 \\ 41651 \end{array}$ $\begin{array}{r} 41 \\ 7281 \end{array}$

t i m e

31 21 342
 $\begin{array}{r} 31 \\ 8129 \end{array}$ $\begin{array}{r} 21 \\ 4161 \end{array}$ $\begin{array}{r} 342 \\ 21681 \end{array}$

f l y

Solve division problems in which a one-digit number evenly divides a multidigit number.

90 Number & Operations EMC 3016 • Basic Math Skills, Grade 3 • ©2003 by Evan-Moor Corp.

Page 91

- 25 13 27 12
- 15 26 10 12
- 17 12 18 15
- 13 16 28 19

Page 92

Check Division with Multiplication Name _____

1. $\begin{array}{r} 22 \\ 5110 \\ -10 \\ -10 \\ -10 \\ 0 \end{array}$ 2. $\begin{array}{r} 31 \\ 71217 \\ \times 7 \\ \hline 217 \end{array}$

3. $\begin{array}{r} 234 \\ 21468 \\ \times 2 \\ \hline 468 \end{array}$ 4. $\begin{array}{r} 121 \\ 61726 \\ \times 6 \\ \hline 726 \end{array}$

5. $\begin{array}{r} 220 \\ 41880 \\ \times 4 \\ \hline 880 \end{array}$ 6. $\begin{array}{r} 51 \\ 41459 \\ \times 9 \\ \hline 459 \end{array}$

7. $\begin{array}{r} 213 \\ 31639 \\ \times 3 \\ \hline 639 \end{array}$ 8. $\begin{array}{r} 43 \\ 81344 \\ \times 8 \\ \hline 344 \end{array}$

Solve division problems in which a one-digit number evenly divides a multidigit number.

92 Number & Operations EMC 3016 • Basic Math Skills, Grade 3 • ©2003 by Evan-Moor Corp.

Page 93

- 9 books
- 9 books
- 15 books
- 22 books

Page 94

- C 6. A
- B 7. C
- B 8. D
- D 9. C
- A 10. C



Page 95



- 7
- Answers will vary; mystery number = 7
- Answers will vary; mystery number = 7
- Answers will vary; mystery number = 7

Page 96

Puzzle Squares Name _____

Fill in the missing numbers to complete the squares.

1.	$8 - 3 = 5$	2.	$7 + 6 = 13$
+		+	
6	2	3	0
-	-	-	-
14	7	4	13

3.	$4 \times 9 = 36$	4.	$8 \times 2 = 16$
x		+	
6	6	2	4
=	=	=	=
24	4	4	4

Solve problems that require two or more operations.

96 Number & Operations EMC 3016 • Basic Math Skills, Grade 3 • ©2003 by Evan-Moor Corp.

Page 97

- $18 - 10 = 8$
 $14 + 9 = 23$
 $27 - 6 = 21$
- $38 - 19 = 19$
 $28 + 32 = 60$
 $81 - 38 = 43$
- $8 \times 9 = 72$
 $19 \times 2 = 38$
 $9 \times 6 = 54$
- $24 - 6 = 18$
 $15 + 3 = 18$
 $8 \times 12 = 96$
- $32 - 16 = 16$
 $5 + 27 = 32$
 $12 \times 8 = 96$

Page 98

- 16 jars
subtract, multiply
- 46 cups
subtract, multiply
- 36 spoonfuls of peanut butter
54 spoonfuls of jam
3 sandwiches
multiply, divide

Page 99

- 288 cups
multiply
- \$2.00 change
subtract, multiply
- 36 batches
multiply, divide

Page 100

- | | |
|------|-------|
| 1. C | 6. A |
| 2. A | 7. C |
| 3. B | 8. B |
| 4. B | 9. C |
| 5. C | 10. B |

Page 101**Team 1**

- 496
532
471
517
469

Team 2

- 424
398
365
410
446

Page 102Round to nearest **ten**

- 56 60
49 50
83 80
61 60
29 30

Round to nearest **hundred**

- 657 700
432 400
880 900
258 300
449 400

Round to nearest **thousand**

- 2,365 2,000
8,901 9,000
6,359 6,000
9,068 9,000
4,872 5,000

Page 103

- $80 - 30 = 50$
 $30 + 40 = 70$
 $60 - 20 = 40$
- $400 - 200 = 200$
 $700 + 300 = 1,000$
 $900 + 300 = 1,200$
- $3,000 + 2,000 = 5,000$
 $6,000 - 1,000 = 5,000$
 $9,000 - 5,000 = 4,000$

Page 104

- 9,000 8,514
- 7,000 7,450
- 2,000 2,294
- 3,000 2,557
- 9,000 9,111
- 3,000 3,328

Page 105

- 800 feet ($900 - 100$) **or**
730 feet ($850 - 120$)
- 220 meters
- 100 years
(This answer will change with the passage of time.)

Page 106

- | | |
|------|-------|
| 1. B | 6. B |
| 2. B | 7. C |
| 3. C | 8. D |
| 4. A | 9. C |
| 5. C | 10. D |

Pizza Party

Name _____

Make three whole pizzas using the slices at the bottom of the page. Each pizza can be made using only one size of slice.

- How many fourths are in a whole pizza? $\frac{4}{4}$ fourths
- How sixths are in a whole pizza? $\frac{6}{6}$ sixths
- How many eighths are in a whole pizza? $\frac{8}{8}$ eighths

Identify and compare parts of a whole object and write equivalent fractions.

©2003 by Evan-Moor Corp. • Basic Math Skills, Grade 3 • EMC 3016 Number & Operations 107

Equivalent Fractions

Name _____

Equivalent fractions are equal.

Write the missing numbers to name the fractions that equal the same amount.

- $\frac{1}{2} = \frac{2}{4}$
- $\frac{3}{6} = \frac{1}{2}$
- $\frac{2}{4} = \frac{1}{2}$
- $\frac{4}{8} = \frac{1}{2}$
- $\frac{2}{6} = \frac{1}{3}$
- $\frac{2}{4} = \frac{1}{2}$

Identify and compare parts of a whole object and write equivalent fractions.

©2003 by Evan-Moor Corp. • Basic Math Skills, Grade 3 • EMC 3016 Number & Operations 110

Monkey in a Coconut Tree

Name _____

Look at the fractions at the bottom of the page to help you complete the dot-to-dot. Connect the dots from the smallest fraction to the largest.

How much is shaded?

Identify and compare parts of a whole object and write equivalent fractions.

©2003 by Evan-Moor Corp. • Basic Math Skills, Grade 3 • EMC 3016 Number & Operations 108

Chocolate Pie

Name _____

The chocolate pie was cut into twelve equal pieces.

Look at the pie. Answer the questions.

- Arturo ate $\frac{1}{3}$ of the chocolate pie. How many pieces did he eat? 4 pieces
- Megan ate $\frac{1}{4}$ of the pie. How many pieces did she eat? 3 pieces
- Then Elvin ate $\frac{1}{4}$ of the pie. How many pieces did he eat? 3 pieces
- How many pieces of the pie are left? $\frac{1}{4}$

What fraction of the pie is left?

Identify and compare parts of a whole object and write equivalent fractions.

©2003 by Evan-Moor Corp. • Basic Math Skills, Grade 3 • EMC 3016 Number & Operations 111

Fraction Fun

Name _____

Shade in the fraction of each shape. Then circle the fraction that is larger.

- $\frac{1}{2}$ vs $\frac{2}{2}$
- $\frac{3}{4}$ vs $\frac{2}{4}$
- $\frac{1}{3}$ vs $\frac{1}{2}$
- $\frac{1}{4}$ vs $\frac{3}{4}$
- $\frac{2}{6}$ vs $\frac{1}{3}$
- $\frac{5}{8}$ vs $\frac{3}{4}$
- $\frac{3}{7}$ vs $\frac{1}{3}$
- $\frac{3}{6}$ vs $\frac{1}{3}$
- $\frac{6}{10}$ vs $\frac{4}{5}$

Identify and compare parts of a whole object and write equivalent fractions.

©2003 by Evan-Moor Corp. • Basic Math Skills, Grade 3 • EMC 3016 Number & Operations 109

- C
- B
- B
- C
- D
- A
- C
- B
- D
- D

Page 113

- Pictures will vary, but must show:
 6 red fish/black dots
 4 yellow fish/green stripes
 2 purple fish/orange fins







Page 114

- $\frac{2}{20}$
- $\frac{1}{20}$
- $\frac{14}{20}$
- $\frac{3}{20}$




Page 115

Name the Fraction Name _____

Write a fraction for each shaded part.

1.  $\frac{3}{8}$	2.  $\frac{2}{4}$	3.  $\frac{4}{5}$
4.  $\frac{1}{3}$	5.  $\frac{7}{8}$	6.  $\frac{1}{2}$

Shade in parts to show the fraction.

7.  $\frac{2}{6}$	8.  $\frac{8}{12}$	9.  $\frac{5}{15}$
---	--	--


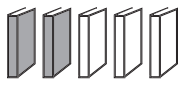


Identify and compare parts of a set of objects and write equivalent fractions.

©2003 by Evan-Moor Corp. • Basic Math Skills, Grade 3 • EMC 3016 Number & Operations 115

Page 116

- $\frac{1}{2} = \frac{3}{6}$
- $\frac{1}{4} = \frac{2}{8}$
- $\frac{1}{2} = \frac{2}{4}$
- $\frac{2}{4} = \frac{4}{8}$
- $\frac{3}{6} = \frac{6}{12}$
- $\frac{2}{3} = \frac{4}{6}$
- $\frac{4}{5} = \frac{8}{10}$
- $\frac{1}{3} = \frac{3}{9}$

Page 117

- 5 jelly beans 
- 2 books 
- 8 cookies 
- 2 marbles 
- Answers will vary, but must reflect the picture.

Page 118

- D
- B
- A
- C
- B
- B
- C
- D
- D
- B

Page 119

Whole, Fraction, Decimal Name _____

Match.

4	whole number	7
$\frac{2}{8}$	fraction	1.6
9	decimal	$\frac{4}{8}$
0.5		5
$\frac{5}{10}$		$\frac{2}{10}$
0.3		0.2
$\frac{6}{12}$		$\frac{4}{12}$
0.9		1.25

Show an understanding of the relationship between whole numbers, fractions, and decimals.

©2003 by Evan-Moor Corp. • Basic Math Skills, Grade 3 • EMC 3016 Number & Operations 119

Page 120

Great-grandmother's Quilt Name _____

Color the spaces to complete the quilt.

Key:
 decimals—red
 whole numbers—blue
 fractions—yellow

6 blue	0.6 red	$\frac{1}{2}$ yellow	$\frac{1}{5}$ yellow	0.3 red	5 blue
$\frac{4}{12}$ 1.8	11	$\frac{1}{4}$ 20	16	$\frac{1}{6}$ 13	$\frac{1}{3}$ 14
$\frac{4}{8}$ 1	1.2	$\frac{2}{3}$ 26	19	$\frac{3}{4}$ 0.9	7 $\frac{5}{10}$
0.2	14	$\frac{4}{5}$ 30	$\frac{1}{3}$ 20	0.7	
$\frac{2}{12}$ 10	0.1	$\frac{5}{5}$ 14	30	$\frac{8}{10}$ 1.3	9 $\frac{1}{3}$
3.5	8	$\frac{6}{12}$ 29	4	$\frac{4}{8}$ 12	2.6 $\frac{2}{5}$
$\frac{4}{6}$ 2 blue	0.4 red	$\frac{1}{10}$ yellow	$\frac{3}{5}$ yellow	1.9 red	3 blue

Show an understanding of the relationship between whole numbers, fractions, and decimals.

120 Number & Operations EMC 3016 • Basic Math Skills, Grade 3 • ©2003 by Evan-Moor Corp.

Page 121

- $\frac{1}{10}$ 0.1
- $\frac{5}{10}$ 0.5
- $\frac{2}{10}$ 0.2
- $\frac{4}{10}$ 0.4
- $\frac{6}{10}$ 0.6
- $\frac{8}{10}$ 0.8
- $\frac{3}{10}$ 0.3
- $\frac{9}{10}$ 0.9

Page 122

- $\frac{4}{10}$ 0.4
- $\frac{1}{10}$ 0.1
- $\frac{9}{10}$ 0.9
- $\frac{7}{10}$ 0.7
- $\frac{2}{10}$ 0.2
- $\frac{5}{10}$ 0.5
- $\frac{10}{10} = 1$

Page 123

whole number	fraction	decimal
4 cents	$\frac{4}{100}$	\$0.04
12 cents	$\frac{12}{100}$	\$0.12
25 cents	$\frac{25}{100}$	\$0.25
100 cents	$\frac{100}{100}$	\$1.00
7 cents	$\frac{7}{100}$	\$0.07
83 cents	$\frac{83}{100}$	\$0.83
30 cents	$\frac{30}{100}$	\$0.30
2 cents	$\frac{2}{100}$	\$0.02
99 cents	$\frac{99}{100}$	\$0.99

Page 124

- C
- B
- C
- A
- D
- B
- C
- C
- D
- A

Page 125

Parts of a Fraction Name _____

A fraction has two parts: $\frac{3}{4}$ numerator
denominator

The **numerator** shows how many parts of the whole are being counted.
 The **denominator** shows how many parts the whole is divided into.

Color the boxes with fractions that have like denominators to lead each frog to the pond.

$\frac{1}{10}$	$\frac{3}{4}$	$\frac{2}{6}$	$\frac{5}{8}$	$\frac{2}{4}$	$\frac{1}{12}$	$\frac{2}{3}$	$\frac{1}{6}$
$\frac{4}{10}$	$\frac{6}{10}$	$\frac{2}{5}$	$\frac{2}{8}$	$\frac{3}{6}$	$\frac{4}{12}$	$\frac{6}{12}$	$\frac{3}{12}$
$\frac{1}{4}$	$\frac{2}{10}$	$\frac{7}{10}$	$\frac{6}{8}$	$\frac{4}{8}$	$\frac{3}{15}$	$\frac{4}{9}$	$\frac{8}{12}$
$\frac{3}{5}$	$\frac{2}{6}$	$\frac{3}{10}$	$\frac{5}{10}$	$\frac{3}{8}$	$\frac{2}{8}$	$\frac{9}{12}$	$\frac{7}{12}$
$\frac{2}{7}$	$\frac{1}{3}$	$\frac{5}{6}$	$\frac{8}{10}$	$\frac{1}{7}$	$\frac{7}{8}$	$\frac{5}{12}$	$\frac{6}{9}$
$\frac{5}{7}$	$\frac{10}{20}$	$\frac{4}{5}$	$\frac{9}{10}$	$\frac{6}{10}$			

Add and subtract simple fractions.

©2003 by Evan-Moor Corp. • Basic Math Skills, Grade 3 • EMC 3016 Number & Operations 125

Page 126

Like Denominators Name _____

When two or more fractions have the same denominator, we say they have **like denominators**.

Draw a line to match the fractions with like denominators.

$\frac{3}{4}$	$\frac{2}{3}$	$\frac{3}{3}$
$\frac{5}{8}$	$\frac{3}{8}$	$\frac{2}{4}$
$\frac{2}{6}$	$\frac{2}{3}$	$\frac{1}{4}$
$\frac{1}{3}$	$\frac{1}{4}$	$\frac{2}{5}$
$\frac{9}{10}$	$\frac{3}{10}$	$\frac{1}{4}$
$\frac{3}{5}$	$\frac{4}{5}$	$\frac{3}{8}$
$\frac{4}{4}$	$\frac{5}{6}$	$\frac{6}{8}$
$\frac{6}{7}$	$\frac{2}{4}$	$\frac{5}{10}$

Add and subtract simple fractions.

126 Number & Operations EMC 3016 • Basic Math Skills, Grade 3 • ©2003 by Evan-Moor Corp.

Page 127

1. $\frac{5}{8}$ 4. $\frac{8}{10}$
2. $\frac{5}{8}$ 5. $\frac{2}{5}$
3. $\frac{6}{12}$ 6. $\frac{2}{10}$
7. $\frac{4}{8}$ $\frac{3}{5}$ $\frac{5}{6}$ $\frac{11}{12}$
8. $\frac{2}{2}$ $\frac{3}{4}$ $\frac{3}{15}$ $\frac{1}{12}$

Page 128

1. $3\frac{4}{8}$ $7\frac{3}{5}$ $2\frac{3}{6}$ $4\frac{2}{3}$ $3\frac{1}{4}$ $9\frac{5}{8}$
2. $6\frac{5}{8}$ $3\frac{4}{10}$ $11\frac{5}{8}$ $8\frac{3}{4}$ $3\frac{1}{3}$ $7\frac{4}{5}$
3. $8\frac{2}{5}$ $7\frac{11}{12}$ $4\frac{9}{10}$ $10\frac{11}{12}$ $5\frac{3}{15}$ $5\frac{10}{14}$

Page 129

1. $\frac{3}{8}$ was left
2. $\frac{2}{10}$ was left
3. $\frac{2}{5}$ or $\frac{4}{10}$ was left

Page 130

1. B 6. C
2. C 7. B
3. D 8. A
4. B 9. C
5. B 10. B

Page 131

Tic-Tac-Toe Name _____

Make an **X** in the box if the sum is **more than** \$1.00.
Make an **O** in the box if the sum is **less than** \$1.00.

Who won **X** or **O**?

Find the value of coins and bills and write equivalent or greater amounts.

©2003 by Evan-Moor Corp. • Basic Math Skills, Grade 3 • EMC 3016 Number & Operations 131

Page 132

A Colorful Star Name _____

Color the spaces.

less than \$5.00	Key	more than \$5.00
yellow	\$5.00	black
	red	

Find the value of coins and bills and write equivalent or greater amounts.

132 Number & Operations EMC 3016 • Basic Math Skills, Grade 3 • ©2003 by Evan-Moor Corp.

Page 133

1. \$1.93 \$3.10 \$4.67
2. \$9.86 \$2.75 \$10.47
3. \$1.20
4. \$3.00
5. \$1.50
6. \$5.25
7. \$7.05
8. \$10.75

Page 134

<p>1. </p>	<p>2. </p>
<p>3. </p>	<p>4. </p>

- | | |
|---------------------------|------------------------|
| 5. 3 nickels < 2 dimes | 5 nickels < 3 quarters |
| 6. 1 quarter = 5 nickels | 3 dimes < 3 quarters |
| 7. 15 pennies < 5 nickels | 9 dimes < 4 quarters |
| 8. 1 dollar = 10 dimes | 2 quarters > 6 nickels |

Page 135

Answers will vary, but must equal \$1.00.

Page 136

1. C 6. D
2. C 7. B
3. D 8. C
4. B 9. B
5. C 10. C

Page 137

1. \$1.25
2. \$1.22
3. \$2.89

Page 138

1. \$2.15
2. \$2.25
3. Anna, \$0.10

Page 139

1. \$9.73 \$5.98 \$9.02 \$12.06 \$26.74
2. \$3.35 \$3.19 \$2.64 \$5.03 \$13.35
3. \$2.54 \$21.00 \$25.36 \$23.05 \$35.22
4. \$1.20 \$2.31 \$3.12 \$2.11 \$7.38

Page 140

1. \$3.00
\$2.00
2. \$4.50
\$0.50
3. \$3.00
\$2.00
4. \$3.92
\$1.08
5. \$8.75
\$1.25
6. \$16.00
\$4.00

Page 141

- \$1.80
\$6.53
\$2.70
1. \$23.11
 2. \$21.03
 3. \$2.08

Page 142

1. C 6. C
2. A 7. C
3. B 8. A
4. B 9. B
5. D 10. C

Page 144

A Colorful Surprise Name _____

Color the boxes containing multiples of 3 yellow.
Draw a red X on boxes containing multiples of 5.

1	2	3	4	X	6	7	8	9	X
11	12	13	14	X	16	17	18	19	X
21	22	23	24	X	26	27	28	29	X
31	32	33	34	X	36	37	38	39	X
41	42	43	44	X	46	47	48	49	X
51	52	53	54	X	56	57	58	59	X
61	62	63	64	X	66	67	68	69	X
71	72	73	74	X	76	77	78	79	X
81	82	83	84	X	86	87	88	89	X
91	92	93	94	X	96	97	98	99	X


Describe the pattern you have made.
Yellow goes diagonally.
Red goes down the middle and the right side.

Analyze, describe, and extend linear patterns.

144 Algebra EMC 3016 • Basic Math Skills, Grade 3 • ©2003 by Evan-Moor Corp.


Page 145



Pattern Review Name _____



Continue each of these patterns.

1. A B B C A B B C A B B C A B B C
 Now write a new pattern using letters.
Answers will vary.

2. 
 Now draw a new pattern using shapes.

3. 
 Now color a new pattern using the circles below.

Answers will vary.

Analysis, describe, and extend linear patterns.


©2003 by Evan-Moor Corp. • Basic Math Skills, Grade 3 • EMC 3016 Algebra 145

Page 146


- 36 38 40 42 44 46 48 50 52 54
- 85 90 95 100 105 110 115 120 125
- 3 6 7 10 11 14 15 18 19 22 23
- 60 70 65 75 70 80 75 85 80 90 85
- 1 2 4 7 11 16 22 29 37 46
- 512
- 7

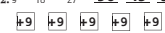
Page 147

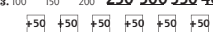
Discover the Pattern Name _____

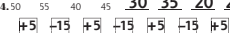



Find the pattern, and then continue it.

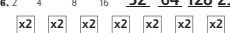
1. 3 8 7 12 11 16 15 20


2. 9 18 27 36 45 54 63


3. 100 150 200 250 300 350 400


4. 50 55 40 45 30 35 20 25


5. 1 3 2 4 3 5 4 6 5


6. 2 4 8 16 32 64 128 256


Analysis, describe, and extend linear patterns.

©2003 by Evan-Moor Corp. • Basic Math Skills, Grade 3 • EMC 3016 Algebra 147

Page 148

Answers will vary.


Page 149

- A 6. C
- A 7. C
- D 8. D
- C 9. B
- A 10. B

Page 150

Hungry Penguin Name _____

Write the correct operation in each box to complete the trail.



Select appropriate operations and relation symbols to make a number sentence true.

150 Algebra EMC 3016 • Basic Math Skills, Grade 3 • ©2003 by Evan-Moor Corp.

Page 151

- <
- <
- >
- >
- <
- >

Answers will vary.

Page 152

- | | |
|----------------|---------------------------|
| 1. $14 < 27$ | $5 + 3 < 6 + 5$ |
| 2. $81 > 66$ | $2 \times 2 = 1 \times 4$ |
| 3. $25 > 19$ | $9 - 6 < 8 - 2$ |
| 4. $66 < 81$ | $6 \times 3 > 2 \times 7$ |
| 5. $94 < 103$ | $16 - 8 = 5 + 3$ |
| 6. $197 = 197$ | $11 - 9 < 12 - 4$ |
| 7. $316 < 435$ | $5 \times 5 > 7 \times 3$ |
| 8. $652 > 228$ | $4 + 8 = 6 \times 2$ |

Page 153

- | | | |
|----------------------|----------------------|-------------------|
| 1. $67 - 46 = 21$ | $73 + 14 = 87$ | $58 - 25 = 33$ |
| 2. $26 + 28 = 54$ | $95 - 58 = 37$ | $40 + 38 = 78$ |
| 3. $5 \times 8 = 40$ | $21 \div 7 = 3$ | $9 \times 6 = 54$ |
| 4. $3 \times 6 = 18$ | $72 \div 9 = 8$ | $64 \div 8 = 8$ |
| 5. $33 + 66 = 99$ | $10 \times 10 = 100$ | $87 - 39 = 48$ |
| 6. $7 \times 5 = 35$ | $6 + 9 = 15$ | $45 \div 9 = 5$ |
| 7. $43 + 57 = 100$ | $12 \div 3 = 4$ | $62 - 48 = 14$ |
| 8. $6 \times 6 = 36$ | $9 \div 3 = 3$ | $44 + 27 = 71$ |

Page 154

- 75 pies, \times
- 97 million km, $-$
- 12 players, $+$, \div
- 735 people, \times

Page 155

- | | |
|------|-------|
| 1. B | 6. C |
| 2. A | 7. B |
| 3. A | 8. A |
| 4. B | 9. C |
| 5. D | 10. D |

Page 156

Dominoes Name _____

Add the dots on the dominoes.

	$\begin{array}{r} 1 \\ +3 \\ \hline 4 \end{array}$		$\begin{array}{r} 2 \\ +4 \\ \hline 6 \end{array}$		$\begin{array}{r} 5 \\ +0 \\ \hline 5 \end{array}$
	$\begin{array}{r} 3 \\ +1 \\ \hline 4 \end{array}$		$\begin{array}{r} 4 \\ +2 \\ \hline 6 \end{array}$		$\begin{array}{r} 0 \\ +5 \\ \hline 5 \end{array}$

Draw the dots on the dominoes to show each addition problem.

	$\begin{array}{r} 4 \\ +6 \\ \hline 10 \end{array}$		$\begin{array}{r} 8 \\ +2 \\ \hline 10 \end{array}$		$\begin{array}{r} 7 \\ +3 \\ \hline 10 \end{array}$
	$\begin{array}{r} 6 \\ +4 \\ \hline 10 \end{array}$		$\begin{array}{r} 2 \\ +8 \\ \hline 10 \end{array}$		$\begin{array}{r} 3 \\ +7 \\ \hline 10 \end{array}$

What happens when you add the same two numbers in a different order?
The answer is the same.

Recognize and use the commutative and associative properties of addition and multiplication.

156 Algebra EMC 3016 • Basic Math Skills, Grade 3 • ©2003 by Evan-Moor Corp.

Page 157

Bunches of Bugs Name _____

Use the array of bugs to write a multiplication problem.

	$3 \times 4 = 12$		$4 \times 3 = 12$		$2 \times 3 = 6$		$3 \times 2 = 6$
	$5 \times 3 = 15$		$3 \times 5 = 15$		$4 \times 2 = 8$		$2 \times 4 = 8$

Draw an array of bugs for each multiplication problem.

$10 \times 3 = 30$	$3 \times 10 = 30$	$4 \times 6 = 24$	$6 \times 4 = 24$
--------------------	--------------------	-------------------	-------------------

What happens when you multiply the same two numbers in a different order?
The answer is the same.

Recognize and use the commutative and associative properties of addition and multiplication.

©2003 by Evan-Moor Corp. • Basic Math Skills, Grade 3 • EMC 3016 Algebra 157

Page 158

Add Them Up! Name _____

Find the answers.

$\begin{array}{r} 2 \\ 3 \\ +4 \\ \hline 9 \end{array}$	$\begin{array}{r} 2 \\ 3 \\ +4 \\ \hline 9 \end{array}$	
1. $\begin{array}{r} 6 \\ 5 \\ +2 \\ \hline 13 \end{array}$	$\begin{array}{r} 6 \\ 5 \\ +2 \\ \hline 13 \end{array}$	2. $\begin{array}{r} 4 \\ 8 \\ +1 \\ \hline 13 \end{array}$
3. $\begin{array}{r} 2 \\ 7 \\ +3 \\ \hline 12 \end{array}$	$\begin{array}{r} 2 \\ 7 \\ +3 \\ \hline 12 \end{array}$	4. $\begin{array}{r} 6 \\ 4 \\ +5 \\ \hline 15 \end{array}$
5. $\begin{array}{r} 8 \\ 7 \\ +2 \\ \hline 17 \end{array}$	$\begin{array}{r} 8 \\ 7 \\ +2 \\ \hline 17 \end{array}$	6. $\begin{array}{r} 3 \\ 4 \\ +5 \\ \hline 12 \end{array}$

Recognize and use the commutative and associative properties of addition and multiplication.

158 Algebra EMC 3016 • Basic Math Skills, Grade 3 • ©2003 by Evan-Moor Corp.

Page 159

1. $3 + 3 = 6$
 $1 + 5 = 6$
2. $11 + 4 = 15$
 $6 + 9 = 15$
3. $10 + 5 = 15$
 $7 + 8 = 15$
4. $9 \times 2 = 18$
 $3 \times 6 = 18$
5. $8 \times 8 = 64$
 $2 \times 32 = 64$
6. $12 \times 1 = 12$
 $4 \times 3 = 12$

The order doesn't matter. You get the same answer whichever numbers you do first.

Page 160

Answers will vary, but must follow the rule.

Page 161

1. A 6. D
2. C 7. A
3. B 8. C
4. C 9. C
5. C 10. D

Page 162

Number of Sheep	Number of Legs
1	4
2	8
3	12
4	16
5	20
6	24
7	28
8	32
9	36
10	40

The shepherd added four every time.

Page 163

1. 10 20 30 40 50 60 70 80
2. 8 16 24 32 40 48 56 64
3. 6 12 18 24 30 36 42 48

Page 164

Nickels		Dimes		Quarters	
Number	Value	Number	Value	Number	Value
1	\$0.05	1	\$0.10	1	\$0.25
2	\$0.10	2	\$0.20	2	\$0.50
3	\$0.15	3	\$0.30	3	\$0.75
4	\$0.20	4	\$0.40	4	\$1.00
5	\$0.25	5	\$0.50	5	\$1.25
6	\$0.30	6	\$0.60	6	\$1.50
7	\$0.35	7	\$0.70	7	\$1.75
8	\$0.40	8	\$0.80	8	\$2.00

1. added 5 cents every time
2. added 10 cents every time
3. added 25 cents every time

Page 165

Number of Books	Total Cost
1	\$10.00
2	\$12.50
3	\$15.00
4	\$17.50
5	\$20.00
6	\$22.50
7	\$25.00
8	\$27.50
9	\$30.00
10	\$32.50

added \$2.50 each time

Page 166

Answers will vary.

Page 167

- 1. D 6. C
- 2. C 7. B
- 3. B 8. B
- 4. A 9. C
- 5. C 10. D

Page 169

Secret Message Name _____

Count and color the sides to find the secret message.

Key
 3 sides—purple
 4 sides—orange
 all other boxes—leave white

What does the secret message say? **Hi**

169 Geometry EMC 2016 • Basic Math Skills, Grade 3 • ©2003 by Evan-Moor Corp.

Page 170

- squares 6
- hexagons 10
- rectangles 4
- trapezoids 12
- circles 8
- triangles 14

Page 171

Make a Match Name _____

Draw a line from each statement to the correct shape or shapes.

opposite sides are the same length

3 corners

4 corners

3 sides

4 sides are NOT all the same length

4 sides are the same length

Identify and describe plane geometric figures by their attributes.
 ©2003 by Evan-Moor Corp. • Basic Math Skills, Grade 3 • EMC 3016 Geometry 171

Page 172

The hexagon, trapezoid, and parallelogram should be colored. The circle and semicircle should have an **X** on them.

The hexagon, triangle, and square should be colored. The other two shapes should have an **X** on them.

Page 173

Answers will vary, but must all be polygons.

Page 174

- 1. A 6. D
- 2. B 7. B
- 3. C 8. C
- 4. B 9. C
- 5. B 10. D

Page 175

Completed shape must be a cube.

Page 176

1. 1 rectangular prism, 4 cylinders
2. 1 cube, 1 pyramid
3. 4 cubes, 3 rectangular prisms,
2 cylinders, 2 cones

Page 177

cube

- gift box
- block
- dice

sphere

- balloon
- baseball
- globe

cone

- megaphone
- ice-cream cone
- clown hat

rectangular prism

- book
- game box
- door

cylinder

- glass
- food can
- oatmeal box

Page 178

- cube—6 faces, 12 edges, 8 vertexes
- rectangular prism—6 faces, 12 edges, 8 vertexes
- square pyramid—5 faces, 8 edges, 5 vertexes

Page 179

What I Know About Shapes Name _____

Shape	Draw the shape.	Describe the shape.
cone		Answers will vary, but should reflect the shape.
sphere		
rectangular prism		
pyramid		
cube		
cylinder		

Which solid shape has these faces?

A **B** **C** **D**

1. **A**
2. **C**

Identify and describe common solid figures by their attributes.
©2003 by Evan-Moor Corp. • Basic Math Skills, Grade 3 • EMC 3016

Page 180

- | | |
|------|-------|
| 1. B | 6. C |
| 2. C | 7. B |
| 3. D | 8. C |
| 4. C | 9. D |
| 5. C | 10. B |

Page 181

Mystery Picture Name _____

A **line segment** is a straight line drawn between two points. Draw line segments to complete a mystery picture. The first two line segments have been drawn for you.

\overline{AB} \overline{BC} \overline{SA} \overline{TR} \overline{UV} \overline{FH} \overline{WS} \overline{NO} \overline{OU} \overline{XZ} \overline{AD} \overline{JK} \overline{QW} \overline{TJ}

\overline{BU} \overline{ST} \overline{DE} \overline{CE} \overline{HI} \overline{KM} \overline{Pe} \overline{PQ} \overline{AC} \overline{YZ} \overline{GI} \overline{FG} \overline{de} \overline{Pd}

\overline{SO} \overline{XY} \overline{VQ} \overline{LM}

Identify and compare lines, line segments, and rays.
©2003 by Evan-Moor Corp. • Basic Math Skills, Grade 3 • EMC 3016

Page 182


1. 6 rays
2. 3 lines
3. \overline{BC} should be circled.
4. A black bird should be drawn over \overline{DE} .


Page 186


- | | |
|------|-------|
| 1. B | 6. D |
| 2. C | 7. A |
| 3. B | 8. C |
| 4. A | 9. B |
| 5. C | 10. C |

Page 183

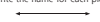


Lines, Line Segments, and Rays Name _____




A line goes in opposite directions without ending. 

A line segment is part of a line. 




A ray is part of a line that goes in one direction without ending. 

Write the name for each picture.

 line  ray  line segment

 ray  line segment  line

Draw.


 line segment	 ray	 line
---	--	---

Identify and compare lines, line segments, and rays. ©2003 by Evan-Moor Corp. • Basic Math Skills, Grade 3 • EMC 3016 Geometry 183


Page 187

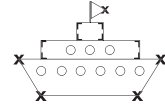
Phil's Challenge Name _____

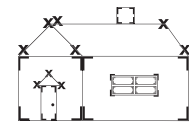
Phil drew pictures of objects that have angles. Your challenge is to find the corners that are right angles.

These are all right angles. 

Trace the corners that are right angles. Draw an X on the corners that are NOT right angles.







Identify angles and determine whether they are greater or less than a right angle. ©2003 by Evan-Moor Corp. • Basic Math Skills, Grade 3 • EMC 3016 Geometry 187

Page 184

- | | |
|---------|---------|
| 1. a, b | 4. a, d |
| 2. c, d | 5. b, c |
| 3. a, c | 6. b, d |

Circle around + and box around =.
 Students may also circle the horizontal line intersecting the vertical line in the 4.
 Pictures will vary, but must show stated lines.

Page 185


Pictures will vary.





















Page 188


Trail to the Tower Name _____

Look at the marked angles. Then color the boxes to help the princess find the tower.

boxes with right angles—purple
 boxes with angles less than a right angle—orange
 boxes with angles greater than a right angle—green





Which color path leads the princess to the tower? **purple**

Identify angles and determine whether they are greater or less than a right angle. ©2003 by Evan-Moor Corp. • Basic Math Skills, Grade 3 • EMC 3016 Geometry 188

Page 189

1. yes
2. no
3. no
4. no
5. yes
6. no
7. no
8. no
9. no
10. yes
11. no
12. yes

Page 190

- square 4, 4, 4
triangle 3, 3, 0
circle 0, 0, 0
rectangle 4, 4, 4
right triangle 3, 3, 1
trapezoid 4, 4, 0

Page 191

Answers will vary.

Page 192

1. C
2. D
3. C
4. D
5. A
6. D
7. C
8. B
9. B
10. C

Page 194

Answers will vary.

Page 195

1. a.m.
2. p.m.
3. p.m.
4. a.m.
5. p.m.
6. a.m.
7. p.m.
8. p.m.
9. a.m.
10. a.m.

Lists will vary.

Page 196

1. 4:28 6:47 3:18
2. 9:12 8:34 10:07
3. 5:24 12:00 12:18
4. 7:39 5:03 1:45

Page 197

Missing Hands Name _____

Draw the **minute** hand on each clock face.

5:13 2:32 1:28

Draw **both** hands on each clock face.

9:40 8:19 12:33

4:51 6:32 3:28

Tell time to the minute, identify the time of day, and find elapsed times.

©2003 by Evan-Moor Corp. • Basic Math Skills, Grade 3 • EMC 3016 Measurement 197

Page 198

1. 25 minutes
2. 45 minutes
3. 10 minutes
4. 2:58
5. 50 minutes
6. 4:58
7. 5:10
8. 6:28
9. 9:30

Page 199

- C
- B
- C
- C
- B
- A
- C
- D
- B
- C

Page 200

Answers will depend on the month in which the page is completed.

Page 201

- 10 hours
- 9:15 a.m.
- twice
- 8:30, 12:00, 7:00
- signs autographs

Page 202

- October 13 Sunday
October 22 Tuesday
October 19 Saturday
October 30 Wednesday
- 4 Sundays
- 22 days
- Halloween
- to visit her grandmother
- Wednesday

Page 203

- 3 movies
- Bear Jamboree. It is rated G and anyone can see a G movie.
- 12:45
- 9:30
- \$5.00
- Juan Garcia and Alice Lee

Page 204

Answers will vary.

Page 205

- D
- B
- C
- C
- C
- D
- A
- C
- D
- A

Page 206

Todd's Tools Name _____

Which measuring tool will Todd choose to find the answer to each question?
Draw a line to make a match.

- What time is it?
- How long is the banana?
- Do I need to wear a coat outside?
- Is this one cup of sugar?
- How much do you weigh?
- Is it 8:30 yet?
- How wide is the door?
- Is it warm enough to go swimming?
- Can you measure out three cups of flour?
- Does the chicken weigh more than the turkey?

Choose the appropriate tools and units (metric and standard U.S.) to estimate and measure length, liquid volume, and weight.

206 Measurement EMC 3016 • Basic Math Skills, Grade 3 • ©2003 by Evan-Moor Corp.

Page 207

The Winner! Name _____

Everyone in the neighborhood wanted to win the contest for growing the heaviest pumpkin at the fair. Read the weights to find the winner.
Color the winning pumpkin. Then number the pumpkins from the heaviest (1) to the lightest (5).

Circle the measuring tools that could be used to measure the weight of the pumpkins.

Choose the appropriate tools and units (metric and standard U.S.) to estimate and measure length, liquid volume, and weight.

©2003 by Evan-Moor Corp. • Basic Math Skills, Grade 3 • EMC 3016 Measurement 207

Page 208

Estimates will vary.

- carrot $4\frac{1}{2}$ inches
- tomato 2 inches
- potato $2\frac{1}{2}$ inches
- bean 3 inches
- squash $3\frac{1}{2}$ inches
- pea $\frac{1}{2}$ inch

Page 209

1. quart
2. pint
3. gallon
4. quart

Page 210

Answers will vary.

Page 211

- | | |
|------|-------|
| 1. B | 6. C |
| 2. A | 7. D |
| 3. B | 8. C |
| 4. D | 9. C |
| 5. B | 10. B |

Page 212

1. 4 pounds of hamburger meat
2. 4 quarts of ice cream
3. 2 gallons of juice

Page 213

Cross Numbers Name: _____

Use the measurement clues to complete the crossword puzzle.

Word Box	
eight	fifty
five	hundred
mile	sixteen
sixty	twelve
ten	three
thousand	

Across

2. centimeters in a meter = one _____
4. inches in a foot
5. cents in a half-dollar
6. ounces in a cup
9. ounces in a pound
10. dimes in a dollar

Down

1. feet in a yard
2. minutes in an hour
3. 5,280 feet = 1 _____
6. nickels in a quarter
7. pounds in a ton = two _____

©2003 by Evan-Moor Corp. • Basic Math Skills, Grade 3 • EMC 3016 Measurement 213

Page 214

1. 420 seconds
 2. 180 minutes
 3. 96 hours
 4. 7 days, 168 hours
 5. 12 months, 52 weeks
 6. 60 months, 260 weeks
- Bonus: Answers will vary.

Page 215

1. 36 inches
2. 9 yards
3. 600 centimeters
4. 2 yards—2 yards is 72 inches. 72 inches is more than 48 inches.
5. 6 meters—A meter is 100 centimeters, so 6 meters will be 600 centimeters.
6. Both 54 inches and $4\frac{1}{2}$ feet are the same and both are larger than 1 yard, which is 36 inches.

Page 216

- | | |
|-----------------------|--------------------------|
| 1. 1 quart = 4 cups | 1 gallon = 16 cups |
| 3 quarts = 12 cups | 2 pints = 4 cups |
| 2. 1 quart = 2 pints | 1 gallon = 8 pints |
| 5 quarts = 10 pints | 2 1/2 gallons = 20 pints |
| 3. 2 cups < 1 quart | 16 ounces = 1 pint |
| 4. 2 pints > 3 cups | 8 cups = 2 quarts |
| 5. 4 quarts > 3 pints | 6 pints < 1 gallon |

Page 217

- | | |
|------|-------|
| 1. B | 6. C |
| 2. C | 7. D |
| 3. B | 8. B |
| 4. C | 9. B |
| 5. D | 10. D |

Page 218

- fence 96
- barn 30
- chicken coop 18
- pasture 60
- apple orchard 36

Page 219

- 15 cm
- 14 cm
- 18 cm
- 12 cm
- 12.5 cm
- 12 cm

Page 220

- 12
- 16
- 12
- 8
- 12
- 16
- 49

Page 221

- 43 inches
- 42 inches
- 170 inches

Page 222

Answers will vary.

Page 223

- | | |
|------|-------|
| 1. C | 6. A |
| 2. D | 7. B |
| 3. D | 8. D |
| 4. C | 9. C |
| 5. B | 10. C |

Page 224

- 6 square floor tiles
- 12 square floor tiles
- 16 square floor tiles
- 11 square floor tiles
- 50 square floor tiles

Page 225

Patterns will vary, but must consist of 8 squares touching on at least one side.

Page 226

24 cubes

There are two layers of 12 cubes.

That makes 24 in all.

Page 227

1. 10

2. 5

3. 8

4. 6

5. 30

6. 10

Page 228

Answers will vary.

Page 229

1. C 6. B

2. B 7. D

3. A 8. A

4. A 9. A

5. D 10. B

Page 231

1. 5 children

2. four square, tag, dodge ball, basketball

3. tag

4. dodge ball

5. 25 children

Page 232

1. true—circle I

2. false—circle K

3. true—circle M

4. false—circle L

MILK

Page 233

1. Roberta

2. Ray

3. 20

4. Renaldo

5. Reggie

6. 15 cans

Page 234

1. pets in Room 9

2. 9

3. cat

4. 5

5. snake

6. Yes, because there are more than 20 pets shown on the graph.

Page 235

1. adventure

2. mystery, 25 more

3. 30

4. 20

5. 165

Page 236

1. B 6. C

2. B 7. B

3. C 8. B


4. D 9. C

5. D 10. B

Birdwatching

Name _____

We saw these birds in the meadow.



short-eared owl	
meadowlark	
bobolink	
barn swallow	
killdeer	
kestrel	

Show the information on this graph.
Color one space for each tally mark.


Short-eared owl									
Meadowlark									
Bobolink									
Barn swallow									
Killdeer									
Kestrel									
	0	1	2	3	4	5	6	7	8

Collect, record, and classify data
Data Analysis & Probability 237

Hair Color

Name _____

Marina made a chart showing the hair colors of students in her class. She counted 5 girls and 3 boys with blond hair. She counted 4 girls and 4 boys with brown hair. There were 2 boys and 1 girl with black hair, and 1 boy with red hair.

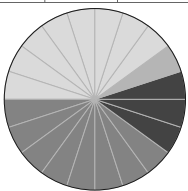


Draw a symbol to show how many students had each color hair.

Hair Colors
☺ = 1 boy or 1 girl

	Blond	Brown	Black	Red
Boys	☺☺☺☺☺	☺☺☺☺	☺☺	☺
Girls	☺☺☺☺	☺☺☺☺	☺	

Make a circle graph to show the same information. Color one section for each child, using the correct hair color. Put all of the sections for one color hair together on the graph.




Collect, record, and classify data
Data Analysis & Probability 239

Sweet Treats

Name _____

Uncle Henry brought candy to his nieces and nephews as a treat. Alvin ate 7 pieces, Clara ate 4 pieces, Edgar ate 7 pieces, and Mindy ate 2 pieces.



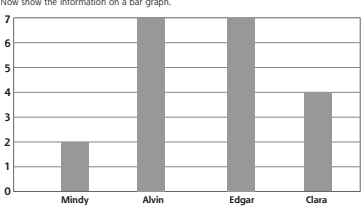
Use tally marks to show how much candy each child ate.

Pieces of Candy the Children Ate

	Mindy	Alvin	Edgar	Clara
Number of Pieces				

Now show the information on a bar graph.

7
6
5
4
3
2
1
0




Collect, record, and classify data
Data Analysis & Probability 238

Gone Fishing

Name _____

Oscar went fishing five days last week. He caught 5 fish on Friday, 6 fish on Saturday, 4 fish on Sunday, 6 fish on Monday, and 3 fish on Tuesday.



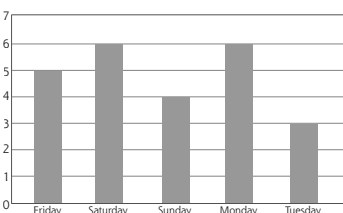
Use tally marks to show how many fish he caught each day.

Number of Fish Oscar Caught

	Friday	Saturday	Sunday	Monday	Tuesday
Number of Fish					

Now show the information on a bar graph.

7
6
5
4
3
2
1
0



Collect, record, and classify data
Data Analysis & Probability 240

Answers will vary.

Page 242

1. B
2. C
3. A
4. B
5. D
6. B
7. A
8. D
9. C
10. D

Page 243

1. red—There are more red jelly beans than any other color.
2. black—There are fewer black jelly beans than any other color.
3. Answers will vary, but cannot be the given jelly bean colors. It is impossible because that color is not in her bag.
4. certain—There are only white jelly beans, so that is what she would have to pick.

Page 244

1. More likely—There are more red socks than blue socks.
2. Less likely—There are fewer blue socks than red socks.
3. Impossible—There are no black socks.

Page 245

1. Hammy—There are more slips of paper with "Hammy" than any other.
2. Boots—There are fewer slips of paper with "Boots" on them.
3. Any name other than "Hammy", "Fluffy", or "Boots." There is no slip of paper with that name on it.

Page 246

1. The middle spinner with four sections should be circled. There are four letters with answers, so there must be four sections on the spinner.

**Page 247**

Answers will vary.

Page 248

1. C
2. A
3. C
4. B
5. C
6. D
7. A
8. A
9. A
10. C

Page 250—Timed Tests**Test 1**

0 6 24 20 0 4 16 10 27 35
 18 2 16 4 16 15 12 5 32 48
 14 12 8 24 12 9 4 18 5 45
 10 6 30 12 8 18 25 6 36 0

Test 2

54 12 15 6 48 45 12 9 24 36
 0 9 40 42 36 35 32 0 21 54
 27 32 30 24 28 25 30 42 35
 21 24 20 18 0 15 20 18 36 28

Page 251**Test 3**

49 56 48 36 20 30 0 63 16 25
 45 30 42 64 72 54 35 48 24 56
 63 40 54 72 45 12 81 14 27 36
 21 32 42 24 40 28 35 0 15 18

Test 4

0 18 35 0 63 40 54 72 30 56
 56 48 45 14 20 30 0 63 21 45
 49 36 10 27 8 28 64 6 18 36
 24 18 21 32 42 12 81 24 25 54

Page 252**Test 5**

14 72 18 36 80 27 90 40 63 0
 28 64 63 24 81 48 30 35 18 20
 45 42 16 36 24 72 60 32 25 18
 54 56 40 30 49 48 21 54 70 15

Test 6

56 18 18 36 81 50 21 54 30 12
 63 42 72 80 45 42 16 36 24 0
 12 64 63 24 24 72 30 30 27 35
 14 48 90 40 28 54 56 49 48 25

Page 253**Test 7**

6 5 3 6 5 1 5 3
 1 2 8 2 1 6 3 2
 8 6 1 4 8 3 5 5
 4 9 2 9 1 4 3 4

Test 8

7 6 9 4 9 7 10 6
 4 10 10 5 8 3 8 9
 7 7 9 2 10 5 8 3
 9 7 10 6 4 8 4 3

Page 254**Test 9**

1 1 7 7 2 3 1 3
 9 2 4 2 9 5 5 3
 4 8 6 6 4 5 8 7
 5 7 9 8 6 9 4 3

Test 10

5 7 1 3 9 1 4 2
 9 5 5 8 7 7 4 5
 6 1 2 8 7 3 8 6
 9 9 4 2 2 3 6 4

Page 255**Test 11**

3 1 6 9 3 1 10 2
 8 7 7 10 6 7 9 7
 7 8 1 4 6 9 8 2
 9 2 10 9 4 2 4 5

Test 12

4 3 7 6 4 5 5 4
 9 10 7 8 8 5 8 5
 3 6 3 6 8 6 10 8
 1 4 7 9 5 9 3 9

About the Author

Jo Ellen Moore is one of the founders of Evan-Moor Educational Publishers. She taught elementary school for more than 20 years before beginning a second career in writing and publishing. She is the author of almost 200 teacher resource and activity books spanning all areas of the curriculum.

About Evan-Moor Educational Publishers

Who We Are

- At Evan-Moor, we are proud that our products are written, edited, and tested by professional educators.
- Evan-Moor's materials are directed to teachers and parents of Prekindergarten through sixth-grade students.
- We address all major curriculum areas including:

reading	social studies	thematic units
writing	geography	arts & crafts
math	science	

How We Began

- In 1979, Joy Evans and Jo Ellen Moore were team-teaching first grade in a Title I school. They decided to put ideas that worked for their students into a book. They joined with Bill Evans (Joy's brother) to start Evan-Moor Educational Publishers with one book.
- Bill and Joy's parents' garage served as the warehouse and shipping facility.
- The first catalog was a folded 8½" x 11" sheet of paper!

Who We Became

- Evan-Moor now offers over 450 titles. Our materials can be found in over 1,500 educational and trade book stores around the world.
- We mail almost 2 million catalogs a year to schools and individual teachers.
- Our Web site www.evan-moor.com offers 24-hour service and the ability to download many of our titles.
- Evan-Moor is located in a 20,000-square-foot facility in Monterey, California, with a staff of nearly 60 professionals.

Our Mission

Now, as then, we are dedicated to helping children learn. We think it is the world's most important job, and we strive to assist teachers and parents in this essential endeavor.



BASIC Math Skills

It's the ultimate resource for math skills practice! Each book is divided into sections by NCTM content standards: Number & Operations, Algebra, Geometry, Measurement, Data Analysis & Probability. Reproducible pages include games & puzzles, drill & practice, problem solving & application, and tests in standardized formats. Also included is a resource section with timed tests, reproducible number facts flash cards, a class record sheet, a test answer form, and awards. 304 pages each.




Grade 1	EMC 3014	Grade 4	EMC 3017
Grade 2	EMC 3015	Grade 5	EMC 3018
Grade 3	EMC 3016	Grade 6	EMC 3019

Daily Word Problems

The premise behind *Daily Word Problems* is simple and straightforward—frequent, focused practice leads to mastery and retention of the skills practiced. Each book in the series has 36 weekly sections. Each week's problems center on a theme. Monday through Thursday contain a one- or two-step word problem. Friday's format is more extensive and may require multiple steps. A scope and sequence chart details the specific skills and shows when they are practiced. 112 pages each.

Grade 1	EMC 3001
Grade 2	EMC 3002
Grade 3	EMC 3003
Grade 4	EMC 3004
Grade 5	EMC 3005
Grade 6+	EMC 3006



Daily Math Practice

Based on current NCTM standards, these books are grade appropriate, educationally sound, and designed to support your curriculum.

- 36 weekly sections per book
- Practice five items a day Monday through Thursday
- Friday's lesson contains a more extensive problem that emphasizes reasoning and communication in mathematics
- Answer key and scope and sequence chart included
- 112 pages each

Grade 1	EMC 750
Grade 2	EMC 751
Grade 3	EMC 752
Grade 4	EMC 753
Grade 5	EMC 754
Grade 6+	EMC 755

