

Building Spelling Skills

Grade 3

This 30-unit book contains reproducible spelling lists and activities for teaching 450 spelling words.

Each unit contains:

- a list of 15 spelling words
- three sentences for dictation
- four activity pages for practicing the spelling words

Words on the spelling lists were selected from:

- a list of the 400 most commonly used words in English
- words frequently misspelled by third-graders
- words with common phonetic elements
- words changed by adding prefixes and suffixes and by forming compound words and contractions

Suggestions for spelling practice and spelling strategies are provided.

Forms are included for:

- recordkeeping
- weekly testing
- creating teacher- or student-selected spelling lists



www.teaching-standards.com

Visit this site to view a correlation of this book's activities to your state's standards. This is a free service.



Author: Jo Ellen Moore
Editor: Marilyn Evans
Copy Editor: Heather Brashear
Illustrator: Jo Larsen
Desktop: Debbie Lambert
Cover: Cheryl Puckett

Congratulations on your purchase of some of the finest teaching materials in the world.

For information about other Evan-Moor products, call 1-800-777-4362 or FAX 1-800-777-4332.

Visit our Web site www.evan-moor.com for additional product information.

Entire contents ©2002 by EVAN-MOOR CORP.
18 Lower Ragsdale Drive, Monterey, CA 93940-5746.
Permission is hereby granted to the individual purchaser to reproduce student materials in this book for noncommercial individual or single classroom use only. Permission is not granted for schoolwide, or systemwide, reproduction of materials.
Printed in U.S.A.

Table of Contents



| | |
|---|----|
| Building Spelling Skills | 3 |
| Spelling Unit Components | 4 |
| More Ideas for Spelling Practice | 7 |
| Student Spelling Dictionaries | 8 |
| Spelling Strategies | 10 |
| Spelling Lists | 11 |
| Sentences for Dictation | 21 |
| Spelling List 1 | 24 |
| long <i>a</i> ; suffixes— <i>ed</i> , <i>ing</i> | |
| Spelling List 2 | 28 |
| long <i>e</i> | |
| Spelling List 3 | 32 |
| long <i>i</i> | |
| Spelling List 4 | 36 |
| long <i>o</i> | |
| Spelling List 5 | 40 |
| long <i>u</i> | |
| Spelling List 6 | 44 |
| short/long vowels; spellings for <i>o</i> ; irregular verbs | |
| Spelling List 7 | 48 |
| double consonants | |
| Spelling List 8 | 52 |
| verbs with <i>ed/ing</i> endings; suffix— <i>ing</i> | |
| Spelling List 9 | 56 |
| long vowel sounds; suffix— <i>ed</i> | |
| Spelling List 10 | 60 |
| consonant digraphs | |
| Spelling List 11 | 64 |
| compound words | |
| Spelling List 12 | 68 |
| sound of / <i>aw</i> /; suffixes— <i>er</i> , <i>est</i> | |
| Spelling List 13 | 72 |
| final <i>y</i> sounds; plural forms— <i>s</i> , <i>es</i> , <i>ies</i> | |
| Spelling List 14 | 76 |
| sounds of / <i>oo</i> / | |
| Spelling List 15 | 80 |
| sounds of / <i>oy</i> /, / <i>oi</i> /; suffixes— <i>s</i> , <i>es</i> , <i>ed</i> , <i>ing</i> | |

| | |
|--|-------------------|
| Spelling List 16..... | 84 |
| contractions | |
| Spelling List 17..... | 88 |
| sounds of /ow/, /ou/ | |
| Spelling List 18..... | 92 |
| long vowels in open syllables | |
| Spelling List 19..... | 96 |
| schwa sound; prefix— <i>dis</i> | |
| Spelling List 20..... | 100 |
| sounds of /g/, /c/ | |
| Spelling List 21..... | 104 |
| sounds of /er/, /ir/, /ur/, /or/ | |
| Spelling List 22..... | 108 |
| <i>r</i> -controlled vowels | |
| Spelling List 23..... | 112 |
| sounds of /wu/, /wa/, /aw/, /oo/; suffixes— <i>less, ful</i> | |
| Spelling List 24..... | 116 |
| sound of /er/ | |
| Spelling List 25..... | 120 |
| sounds of /f/, /ph/, /gh/; suffixes— <i>ly, ness</i> | |
| Spelling List 26..... | 124 |
| silent letters; prefixes— <i>un, re</i> | |
| Spelling List 27..... | 128 |
| suffixes— <i>ful, ly, less, er, est</i> | |
| Spelling List 28..... | 132 |
| long <i>e</i> , long <i>a</i> , short <i>e</i> ; schwa | |
| Spelling List 29..... | 136 |
| long <i>a, e, i</i> | |
| Spelling List 30..... | 140 |
| long/short vowels; schwa | |
| Additional Resources | 144 |
| Answer Key | 151 |
| Master Word List | Inside Back Cover |

Building Spelling Skills



All children benefit by directed spelling instruction. This instruction may be a block of time set aside strictly for spelling instruction, or an integrated part of a whole language program.

Students need to be taught the following:

- how to spell words that are created using English phonemes, as well as common nonphonetic words
- strategies to help them spell difficult words
- that correct spelling increases their ability to communicate their ideas and feelings to others

Choose those lists or words that meet your students' needs. (The Table of Contents lists the skills covered in each unit.) Some third-grade students will need to begin with List 1; others will be ready to begin with later lessons.



Spelling Unit Components



Each of the 30 spelling units contains the following components:



Word Lists (pages 11–20)

Reproduce the spelling list twice for each student—one copy to use at school and one copy to take home along with the parent letter (see page 150).

Students use the list at school for “partner practice” (see page 7), independent practice, and to copy in individual spelling dictionaries (see page 8).



Sentences for Dictation (pages 21–23)

There are three dictation sentences for each spelling list. Space for sentence dictation is provided on the testing form (see page 146). Ask students to listen to the complete sentence as you read it. They then repeat it aloud. Give the sentence in phrases, repeating each phrase one time clearly. Have students repeat the phrase. Wait as students write the phrase.

When the whole sentence has been written, read it again, having students touch each word as you say it.



Activity Pages

Four reproducible pages are provided for each unit: Read, Write, & Spell; Visual Memory; Word Meaning; and Word Study. These may be used as teacher-directed lessons, for partner practice, or as individual assignments.

| |
|--------------------------|
| Name: _____ |
| said |
| ask |
| stand |
| catch |
| eight |
| afraid |
| away |
| always |
| playing |
| waved |
| takes |
| than |
| great |
| they |
| prey |
| _____ |
| _____ |
| _____ |
| ©2002 by Evan-Moor Corp. |



Read, Write, & Spell

This page is used for the initial practice of each spelling word. The student spells one word at a time, following these steps:

Step 1—Read the word and spell it aloud.

Step 2—Copy the word onto the first blank line and spell it again.


Step 3—Fold the paper along the fold line to cover the spelling words. (Only the last column should be seen.) Write the word from memory.

Step 4—Open the paper and check the spelling. (This is a very important step. Children need to learn to self-correct so misspellings are not being practiced.) Repeat the steps for each spelling word.

| Building Spelling Skills | | Spelling List | |
|--------------------------|----------------|-----------------|-------|
| Name: _____ | | | |
| Read and spell | Copy and spell | Spell and check | |
| 1. said | _____ | _____ | _____ |
| 2. ask | _____ | _____ | _____ |
| 3. stand | _____ | _____ | _____ |
| 4. catch | _____ | _____ | _____ |
| 5. eight | _____ | _____ | _____ |
| 6. afraid | _____ | _____ | _____ |
| 7. away | _____ | _____ | _____ |
| 8. always | _____ | _____ | _____ |
| 9. playing | _____ | _____ | _____ |
| 10. waved | _____ | _____ | _____ |
| 11. takes | _____ | _____ | _____ |
| 12. than | _____ | _____ | _____ |
| 13. great | _____ | _____ | _____ |
| 14. they | _____ | _____ | _____ |
| 15. prey | _____ | _____ | _____ |
| 16. _____ | _____ | _____ | _____ |
| 17. _____ | _____ | _____ | _____ |

©2002 by Evan-Moor Corp. 24 Building Spelling Skills, Grade 3 • EMC 2707

You may want to write the directions for activity 1 on a chart to post in the classroom.



Visual Memory

Various types of activities are provided to encourage students to think about what the spelling words look like. These include:

- configuration puzzles
- letters to unscramble to make words
- fill in missing letters
- words with word parts to match
- word searches

(Page 148 contains a form for creating your own configuration puzzles for students needing more of this type of practice.)

Editing for Correct Spelling


Students identify and correct misspelled words in isolation, in sentences, and in short paragraphs.

| Building Spelling Skills | | Visual Memory | | | | | | | | | | | | | | | | |
|--|--------|---------------|--------|--------|-------|-------|------|------|--------|------|---------|-----|-------|------|------|-------|-------|--------|
| Name: _____ | | | | | | | | | | | | | | | | | | |
| Fill in the boxes. | | | | | | | | | | | | | | | | | | |
| 1. | 2. | 3. | 4. | | | | | | | | | | | | | | | |
| 5. | 6. | 7. | 8. | | | | | | | | | | | | | | | |
| 9. | 10. | 11. | 12. | | | | | | | | | | | | | | | |
| <table border="1"> <tr> <td>stand</td> <td>waved</td> <td>great</td> <td>than</td> <td>prey</td> </tr> <tr> <td>afraid</td> <td>they</td> <td>playing</td> <td>ask</td> <td>takes</td> </tr> <tr> <td>away</td> <td>said</td> <td>eight</td> <td>catch</td> <td>always</td> </tr> </table> | | | | stand | waved | great | than | prey | afraid | they | playing | ask | takes | away | said | eight | catch | always |
| stand | waved | great | than | prey | | | | | | | | | | | | | | |
| afraid | they | playing | ask | takes | | | | | | | | | | | | | | |
| away | said | eight | catch | always | | | | | | | | | | | | | | |
| Edit Spelling | | | | | | | | | | | | | | | | | | |
| Cross out the misspelled words. | | | | | | | | | | | | | | | | | | |
| 1. sed | said | 8. they | they | | | | | | | | | | | | | | | |
| 2. eith | eight | 9. aks | ask | | | | | | | | | | | | | | | |
| 3. great | grait | 10. stend | stand | | | | | | | | | | | | | | | |
| 4. prey | drey | 11. playing | paling | | | | | | | | | | | | | | | |
| 5. catsh | catch | 12. taks | takes | | | | | | | | | | | | | | | |
| 6. afraid | ufraid | 13. than | than | | | | | | | | | | | | | | | |
| 7. wafd | waved | 14. away | uway | | | | | | | | | | | | | | | |

©2002 by Evan-Moor Corp. 25 Building Spelling Skills, Grade 3 • EMC 2707

Word Meaning

Students show an understanding of word meaning by filling in missing words, answering questions, or completing crossword puzzles. Practice includes using compound words, words with multiple meanings, contractions, homonyms, and antonyms.

Building Spelling Skills
Name: _____ **Word Meaning** 

Fill in the missing words.

1. An octopus uses its _____ tentacles to catch its _____.
2. It _____ a long time to _____ my dog to give him a bath.
3. My little sister is _____ of thunder and lightning.
4. _____ were _____ football at the park.
5. Marcus _____ his hand and _____, "Good-bye."
6. You must _____ far _____ from the campfire.
7. Will you _____ Mother for a _____ big ice-cream sundae?


| | | | | |
|--------|------|--------|-------|---------|
| takes | ask | always | catch | eight |
| afraid | away | stand | prey | waved |
| said | than | great | they | playing |

Write sentences with _____ and _____.

©2002 by Evan-Moor Corp. 26 Building Spelling Skills, Grade 3 • EMC 2707

Word Study

The phonetic and word analysis skills on this page may be used for direct-teaching lessons or as independent practice.

Building Spelling Skills
Name: _____ **Word Study** 

Phonics

Underline the words with the long a sound (a in cake).
Make a circle around the letters that make the long a sound.

| | | | | |
|-------------|--------|-------|-------|---------|
| <u>wave</u> | catch | away | takes | great |
| ask | eight | stand | said | they |
| always | afraid | prey | than | playing |

Structure

Add the endings.

| | | |
|----------|-------|-------|
| 1. play | _____ | _____ |
| 2. ask | _____ | _____ |
| 3. prey | _____ | _____ |
| 4. paint | _____ | _____ |

Drop e and add the endings.

| | | |
|----------|-------|-------|
| 1. wave | _____ | _____ |
| 2. smile | _____ | _____ |
| 3. skate | _____ | _____ |
| 4. bake | _____ | _____ |

©2002 by Evan-Moor Corp. 27 Building Spelling Skills, Grade 3 • EMC 2707

Additional Resources

Testing Form

A reproducible testing form is included on page 146. It contains lines for the 15 spelling words, for two special words you may have assigned, for three dictation sentences, and three lines that may be used to give review words of your choice from preceding lists.

Tracking Student Progress

Class and individual record forms are provided on pages 144 and 145.

Create Your Own Activities

Use the blank forms (pages 147–149) to create spelling lists, configuration puzzles or crossword puzzles, and word sorts with words from units of study, special holiday words, or words containing a specific phonetic element or skill needing further practice. These forms may also be used to create student-selected spelling lists.

More Ideas for Spelling Practice



Practice with the Teacher

Give a pretest to see what type of errors are being made by students. Explain that this is a way to learn what needs to be practiced. It is not a “test” that will be graded in any way. Write each word on a chart or overhead transparency and have students correct their own papers so they can see where they need practice. Use these errors as a guide for the development of minilessons on specific skills or phonemes.

Practice with a Partner

Have students work in pairs to practice their spelling lists. One student says the word aloud, pronouncing it carefully. The other student writes the word. The “tester” then spells the word aloud as the “writer” checks to see if the word was spelled correctly. Any word missed is written correctly before continuing. After the list is completed, students change roles and repeat the activity.

Extending the Use of Spelling Words

1. Have students use the words on their spelling lists in their own writings, both in isolated sentences and in stories and reports.
2. Have students find their spelling words in other places such as posters and charts in the classroom, in literature books, and in magazines or newspapers.
3. Encourage students to find other words that contain the same sound or pattern being studied in the spelling lesson.

Create a Word-rich Room Environment

You can improve students’ spelling by providing a room filled with words. Provide opportunities for hearing language (talk, tell stories, read to them) and for seeing words (post banners, charts, lists of words, student writings; provide literature books, nonfiction books, magazines, etc.).

Write! Write! Write!

Students’ writings serve two purposes. They give the student a chance to use the language and spelling skills being learned. They provide the teacher with clues to the students’ understanding of sound/letter relationships, and can help identify which phonetic elements and structural forms need to be practiced.

You will begin to see fewer spelling errors as students transfer new phonetic and/or structural understandings from the spelling lessons into their writing experiences.



Student Spelling Dictionaries



Self-made spelling dictionaries provide students with a reference for the spelling of words they frequently use in their writing.

Materials


- copy of “My Own Spelling Dictionary” form (page 9)
- 26 sheets of lined writing paper
- 2 sheets of construction paper or tagboard for cover—same size as the writing paper
- glue
- crayons or markers
- stapler
- masking tape

Steps to Follow

1. Color the cover sheet form. Glue it to the front cover of the dictionary.
2. Staple the lined paper inside the cover. Place masking tape over the staples.
3. Write a letter of the alphabet on each page.

What to Include

1. When students ask for the correct spelling of a special word, have them write it in their dictionary.
2. Include special words being learned as part of science or social studies units.
3. Include words for special holidays.
4. Include words students continue to misspell on tests and in daily written work.



Aa Bb Cc Dd Ee Ff Gg Hh Ii Jj

My Own Spelling Dictionary

Kk Ll Mm Nn Oo Pp Aa Bb Cc Dd Ee Ff Gg



Name



Aa Bb Cc Dd Ee Ff Gg Aa Bb Cc Dd Ee Ff Gg

Qq Rr Ss Tt Uu Vv Ww Xx Yy Zz

Spelling Strategies



Learning a few simple strategies can help students become better spellers. Teach the strategies one at a time using appropriate words from the spelling lists. List each strategy on a chart as it is introduced. Post the chart as a helpful reminder to students. Review the strategies frequently to help students internalize them.

| | |
|--|---|
| Say a word correctly. | Don't leave out or mispronounce sounds. Write the sounds in the correct order. |
| Think about what the word looks like. | Think about how the spelling pattern looks. Write it, look at it, and decide if it looks correct. |
| Look for small words in spelling words. | spin— <i>pin, in</i> cupcake— <i>cup, cake</i> |
| Look at syllables in spelling words. | Spell the word one syllable at a time. remember—re•mem•ber |
| Use rhyming words to help spell a word. | If you can spell <i>book</i> , you can spell <i>look</i> . |
| Use rules for adding endings. | Drop silent <i>e</i> before adding a suffix. Double the final consonant before adding a suffix. Change the final <i>y</i> to <i>i</i> and add <i>es</i> . |
| Use knowledge of suffixes and prefixes. | Think about what the word looks like without the prefix or suffix. Write the word and then add the prefix or suffix. |
| Think about what the word means. | Some words sound the same, but have different meanings and are spelled in different ways. Match the spelling with its meaning. |
| Use outside help. | Use words posted around the classroom. Use a dictionary. Ask someone for help. |

Name: _____



said
ask
stand
catch
eight
afraid
away
always
playing
waved
takes
than
great
they
prey

special word

special word

Name: _____



next
left
help
please
believe
many
very
been
seen
she
between
three
easy
sea
leave

special word

special word

Name: _____



pitch
drink
swim
life
while
I
my
light
buy
eye
which
find
why
kind
try

special word

special word

Name: _____

4

rocket

pocket

hold

told

often

grow

throne

so

sew

most

almost

both

coach

open

also

special word

special word

Name: _____

5

under

such

much

young

touch

use

your

you

unit

cute

few

new

fuel

human

music

special word

special word

Name: _____

6

save

give

have

live

move

above

alive

alike

to

two

too

know

do

blew

blue

special word

special word

Name: _____



missed
willing
balloon
spelling
pretty
still
off
added
letter
different
pattern
middle
Mississippi
zipper
carry

special word

special word

Name: _____



swimming
swam
getting
coming
came
having
doing
ended
happened
happening
started
joked
received
smiled
smiling

special word

special word

Name: _____



way
these
niece
might
show
float
brain
mean
close
tried
cube
uniform
stayed
price
usually

special word

special word

Name: _____



children
search
teacher
reached
think
together
with
where
everywhere
short
push
finish
sure
who
whole

special word

special word

Name: _____



into
today
without
something
become
upon
myself
everybody
everyone
maybe
outside
basketball
homework
skateboard
earthquake

special word

special word

Name: _____



awful
called
falling
mall
small
straw
drawing
strongest
longer
song
along
bought
brought
rough
tough

special word

special word

Name: _____

13

lady
ladies
surprise
surprises
toys
shoes
shy
cry
cried
study
studied
story
only
finally
family

special word

special word

Name: _____

14

looked
good
brook
football
cookie
stood
full
put
food
school
truth
room
true
chew
due

special word

special word

Name: _____

15

pointing
oily
boy
voice
oyster
voyage
loyal
joined
coin
choice
poison
destroy
enjoy
choose
chocolate

special word

special word

Name: _____

16

don't
didn't
I'll
I'm
it's
let's
they're
we're
doesn't
o'clock
won't
wouldn't
its
can't
that's

special word

special word

Name: _____

17

follow
below
own
grown
town
ground
around
found
about
house
group
would
should
country
cousin

special word

special word

Name: _____

18

April
babies
over
hello
even
we
silent
tiny
menu
future
dear
raise
white
used
those

special word

special word

Name: _____

19

disagree

again

given

other

money

problem

does

of

some

laid

change

tired

read

nice

lower

special word

special word

Name: _____

20

city

cereal

face

could

guess

huge

age

danger

goose

gone

coast

clean

guard

giant

carton

special word

special word

Name: _____

21

word

work

world

were

first

girl

turned

learn

bird

fire

here

nurse

jury

stirred

wear

special word

special word

Name: _____



aren't
partner
hard
chart
farm
start
large
more
before
horse
north
morning
care
stare
warning

special word

special word

Name: _____



threw
through
thoughtless
caught
fault
taught
because
one
once
water
watch
wanted
wonder
wonderful
walk

special word

special word

Name: _____



color
odor
store
calendar
dollar
party
liar
after
number
better
doctor
weather
every
forty
sugar

special word

special word

Name: _____



phone
photograph
orphan
alphabet
graph
nephew
enough
father
half
Friday
cough
unhappy
happier
happily
happiness

special word

special word

Name: _____



ghost
neighbor
high
knew
knot
unknown
rewrap
wrong
written
wrapper
unwrap
climb
limb
gnaw
gnat

special word

special word

Name: _____



useful
quietly
slowly
careful
careless
quickly
useless
worthless
fearful
fearless
joyful
smarter
fastest
funniest
happiest

special word

special word

Name: _____

28

brother

mother

another

field

friend

heard

early

friendly

head

near

year

shield

eat

measure

break

special word

special word

Name: _____

29

war

soup

their

there

night

knight

right

write

weight

wait

piece

peace

hour

our

wrote

special word

special word

Name: _____

30

air

against

all right

until

presents

beautiful

favorite

clothes

people

vacation

remember

already

hospital

minute

straight

special word

special word

Sentences for Dictation



List 1

1. I **asked** my dad to **play catch**.
2. Were **they always playing** that **great** game?
3. Jay is **afraid** of things with **eight** legs.

List 2

1. Has **she seen** the **sea very many** times?
2. I **believe** I **left** my lunch **between** those seats.
3. **Please leave** the **three** books **next** to my desk.

List 3

1. Did you **find** the **kind** of **drink** you need to **buy**?
2. Don't **swim while** the shark is close by.
3. **Why** did you shine that **light** in **my eye**?

List 4

1. Will your **pocket hold most** of the toy **rockets**?
2. The king **often** sat on his gold **throne**.
3. The **coach** let **almost** all of us play in **both** games.

List 5

1. **Touch** the **cute, young** kitten **under** its chin.
2. Carlos invented a **new fuel** for **humans** to **use**.
3. **Your music** is **such** a treat to hear.

List 6

1. **Save** me that fish until I have **two** dollars.
2. The wind **blew** the **blue** kite **above** the trees.
3. **Do** you **know** where you will **live** when you **move**?

List 7

1. Will the wind **carry** my **pretty balloon off** to **Mississippi**?
2. Stan **added** a **letter** in the **middle** of the **spelling** word.
3. Is the artist **willing** to draw a **different pattern**?

List 8

1. The note he **received** told who is **getting** the prize.
2. Are you **coming** to the **swimming** party I'm **having**?
3. Connie **joked** about what **happened** after the party **ended**.

List 9

1. The **price** of **uniforms usually stayed** the same.
2. Her **niece tried** to **float** an ice **cube**.
3. Do you **mean** they **might show** us some tricks?

List 10

1. The **teacher** and her **children** went **everywhere together**.
2. Be **sure** to **finish** the **whole** job.
3. **Where** do you **think** we need to **search** for it?

List 11

1. **Everyone** came to school **without** their **homework today**.
2. Let's play **basketball** or ride my **skateboard outside**.
3. Was **everybody** scared by the **earthquake**?

List 12

1. That **tough** kid **called** the **small** boy an **awful** name.
2. Bob **brought** his **strongest** rope **along** on our camping trip.
3. She **bought** a **drawing** of a cow sleeping on **straw**.

List 13

1. The **ladies cried** when the **story** was **finally** over.
2. My **family** gave me **toys** and **shoes** as a **surprise**.
3. The **shy lady studied** how to do magic tricks.

List 14

1. Is it **true** that the **school** has **good food**?
2. The **football** team is **due** to get new uniforms.
3. Maggie **chewed** on **cookies** until she was **full**.

List 15

1. He didn't **enjoy** using **poison** to **destroy** the rats.
2. The **boy joined** his dad for a **voyage** across the sea.
3. His **choice** was **oysters** and **chocolate** pudding for dinner.

List 16

1. I'm sure **we're** going where **they're** going.
2. Why **can't** they stay until six **o'clock**?
3. The clock **doesn't** work so **they're** always late.

List 17

1. You **should follow** that **group** to the old **house**.
2. My **cousin** ran **around town** until she **found** her dog.
3. **Would** you like to **own** a book **about** that **country**?

List 18

1. Did **April's** pet rabbit have **those tiny white babies**?
2. Pat **raised** the flag **over** her head.
3. We **used** the **menu** to choose dinner.

List 19

1. I'm too **tired** to **read** the book **again**.
2. Why do you **disagree** about the **other problem**?
3. **Does some of** the **money** need to be **given** to Mother?

List 20

1. The **giant's** golden **goose** was **gone**.
2. **Clean** up the spilled **cereal** and put it in the **carton**.
3. **Could** the **guards** save the **city** from **danger**?

List 21

1. Can I **learn** to be a **nurse** and **work** all around the **world**?
2. The **first word** the baby said was **bird**.
3. Burt **stirred** the **fire** and **turned** the meat on the grill.

List 22

1. Farmer Brown takes **care** of her **large horse** every **morning**.
2. **Aren't** you going to read the **warning** on the **chart**?
3. My **partner** had a **hard** trip to the **north** country.

List 23

1. The **thoughtless** boy was cold **because** he **threw** away his jacket.
2. It's **wonderful** to **watch water** flow over a cliff.
3. Who **taught** you how to **walk** when you were **one**?

List 24

1. Take two **dollars** to the **store** and buy some **sugar**.
2. **Doctor** Hunter said my leg will be **better** in **forty** days.
3. **Every** flower was a pretty **color** and had a sweet **odor**.

List 25

1. Her **nephew** was **unhappy** when he lost the **photograph**.
2. **Happily** his **cough** was better by **Friday**.
3. The **orphan** was **happier** after eating the **alphabet** soup.

List 26

1. My **neighbor** thinks she saw a **ghost climb** on a tree **limb**.
2. The postman **knew** the **wrong** name was **written** on the letter.
3. Cut the **knot** in the string and **unwrap** the gift.

List 27

1. A **fearless** man moved **slowly** and **quietly** past the lion.
2. If you work too **quickly**, you will make **careless** mistakes.
3. Everyone is **joyful** when Tina tells her **funniest** jokes.

List 28

1. I **heard Mother** call out a **friendly** greeting **early** this morning.
2. **Measure** some milk and **break** an egg into the bowl.
3. Sam's **brother** and his **friend** stayed there for **another year**.

List 29

1. A **knight** rode all **night** to deliver a **peace** offering to the king.
2. **Our** mother **wrote** her letter on a **piece** of pretty paper.
3. We must **wait** an **hour** for the bus that goes to **their** house.

List 30

1. It's **all right** to open the **beautiful presents** now.
2. **People** went **straight** to the **hospital** after the train crash.
3. **Remember** to pack your **favorite clothes** for your **vacation**.



Building Spelling Skills

Name: _____

Spelling List



Read and spell

Copy and spell

Spell and check

1. said
2. ask
3. stand
4. catch
5. eight
6. afraid
7. away
8. always
9. playing
10. waved
11. takes
12. than
13. great
14. they
15. prey
16. _____
special word
17. _____
special word

fold

| | |
|-------|-------|
| _____ | _____ |
| _____ | _____ |
| _____ | _____ |
| _____ | _____ |
| _____ | _____ |
| _____ | _____ |
| _____ | _____ |
| _____ | _____ |
| _____ | _____ |
| _____ | _____ |
| _____ | _____ |
| _____ | _____ |
| _____ | _____ |
| _____ | _____ |
| _____ | _____ |
| _____ | _____ |
| _____ | _____ |
| _____ | _____ |

Building Spelling Skills

Name: _____

Visual Memory



Fill in the boxes.

1. 2. 3. 4. 5. 6. 7. 8. 9. 10. 11. 12.

| | | | | |
|--------|-------|---------|-------|--------|
| stand | waved | great | than | prey |
| afraid | they | playing | ask | takes |
| away | said | eight | catch | always |



Edit Spelling

Cross out the misspelled words.

- | | | | |
|-----------|--------|-------------|--------|
| 1. sed | said | 8. they | thay |
| 2. eitgh | eight | 9. aks | ask |
| 3. great | grait | 10. stend | stand |
| 4. prey | drey | 11. playing | paling |
| 5. catsh | catch | 12. taks | takes |
| 6. afraid | ufraid | 13. than | fhan |
| 7. wavd | waved | 14. away | uway |

Building Spelling Skills

Name: _____

Word Meaning



Fill in the missing words.

1. An octopus uses its _____ tentacles to catch its _____.
2. It _____ a long time to _____ my dog to give him a bath.
3. My little sister is _____ of thunder and lightning.
4. _____ were _____ football at the park.
5. Marcus _____ his hand and _____, "Good-bye."
6. You must _____ far _____ from the campfire.
7. Will you _____ Mother for a _____ big ice-cream sundae?

| | | | | |
|--------|------|--------|-------|---------|
| takes | ask | always | catch | eight |
| afraid | away | stand | prey | waved |
| said | than | great | they | playing |

Write sentences with _____ and _____ .

Building Spelling Skills

Name: _____

Word Study



Phonics

Underline the words with the long *a* sound (*a* in *cake*).
Make a circle around the letters that make the long *a* sound.

wave

catch

away

takes

great

ask

eight

stand

said

they

always

afraid

prey

than

playing

Structure

Add the endings.

ed

ing

1. play

2. ask

3. prey

4. paint

Drop *e* and add the endings.

1. wave

2. smile

3. skate

4. bake

Building Spelling Skills

Name: _____

Spelling List



Read and spell

1. next
2. left
3. help
4. please
5. believe
6. many
7. very
8. been
9. seen
10. she
11. between
12. three
13. easy
14. sea
15. leave
16. _____
special word
17. _____
special word

fold

Copy and spell

Spell and check

Building Spelling Skills

Name: _____

Visual Memory



Fill in the boxes.

1. 2. 3. 4.

5. 6. 7. 8.

9. 10. 11. 12.

| | | | | |
|------|---------|------|---------|-------|
| very | believe | next | easy | leave |
| been | please | help | between | she |
| seen | many | left | three | sea |



Edit Spelling

Mark the misspelled words.

Write them correctly on the lines.

1. Plez help me fix my bike.

2. We have to leaf now.

3. It isn't eezy to ride a horse.

4. Have you ben to the park?

5. Park the car betwene the trees.

6. Did you belive his story?

7. I saw miny cows at his farm.

8. Jane had tree pet cats.

Name: _____

Word Meaning



Answer the questions.

1. What does left mean in this sentence?

How many cookies are left?

- a. opposite of right
- b. remain
- c. were eaten

2. What is another word for ocean? _____

3. What is the opposite of ... ?

- a. difficult _____
- b. right _____
- c. he _____
- d. few _____
- e. stay _____

4. Which word means “in the middle of two things”? _____

5. Which word do you use if you want to show good manners? _____

6. Which word means you think something is true? _____

| | | | | |
|---------|-------|------|--------|---------|
| next | left | help | please | believe |
| many | very | been | seen | she |
| between | three | easy | sea | leave |

Write sentences with _____ and _____ .

Building Spelling Skills

Name: _____

Word Study

2

Phonics

Underline the words with the long e sound (e in me).
Make a circle around the letters that make the long e sound.

three

left

she

please

believe

many

very

been

seen

help

between

leave

easy

sea

next

Structure

Write the spelling words that rhyme with these words.

1. merry _____

6. pea _____

2. any _____

7. queen _____

3. sneeze _____

8. relieve _____

4. free _____

9. bee _____

5. yelp _____

10. lean _____

next

left

help

please

believe

many

very

been

seen

she

leave

three

easy

sea

between

Name: _____

Spelling List



Read and spell

1. pitch
2. drink
3. swim
4. life
5. while
6. I
7. my
8. light
9. buy
10. eye
11. which
12. find
13. why
14. kind
15. try
16. _____
special word
17. _____
special word

fold

Copy and spell

Spell and check

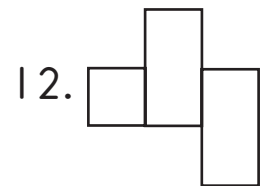
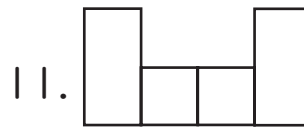
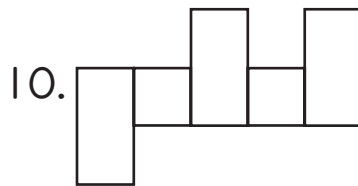
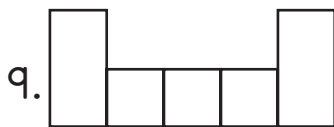
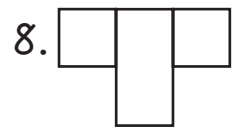
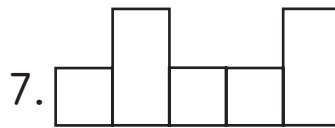
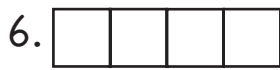
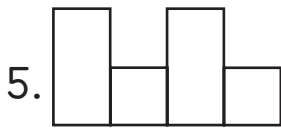
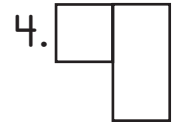
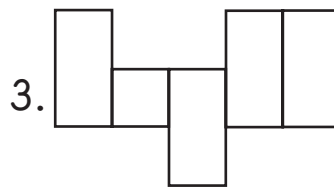
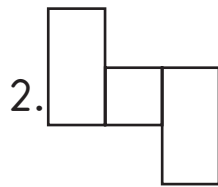
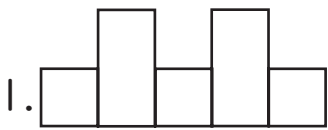
Building Spelling Skills

Name: _____

Visual Memory



Fill in the boxes.



| | | | | |
|-------|-------|-------|-------|------|
| life | pitch | my | eye | why |
| drink | while | light | which | kind |
| try | I | buy | find | swim |



Edit Spelling

Mark the misspelled words.
Write them correctly on the lines.

1. Mom needs to bie a lite for the lamp. _____

2. Witch kind of drenk do you like best? _____

3. Trie to catch the ball when I picth it. _____

4. I get water in my aye when I swem. _____

5. Eye like to by that kind of pen. _____

Building Spelling Skills

Name: _____

Word Meaning

3

Fill in the blanks.

1. _____ have something in my _____.
eye try I

2. _____ did you _____ that kind of soft _____.
buy drink why try

3. _____ to the bottom of the pool and _____ to _____
my lost ring.
find try while swim

4. _____ kind of _____ do you need?
witch while which light

5. Can you catch _____ I _____ the baseball?
pitch why while light

6. The words _____ and _____ rhyme.
my find try while

7. I have tried to be a _____ person all of my _____.
find kind while life

Write sentences with _____ and _____ .

Building Spelling Skills

Name: _____

Word Study

3

Phonics

Underline the words with the long *i* sound (*i* in *kite*).
Make a circle around the letters that make the long *i* sound.

life

drink

try

pitch

while

I

my

light

buy

eye

which

find

why

kind

swim

Word Families

Add letters to make new words.

ind

ile

ight

ink

___ind

___ile

___ight

___ink

___ind

___ile

___ight

___ink

___ind

___ile

___ight

___ink

___ind

___ile

___ight

___ink

___ind

___ile

___ight

___ink

___ind

___ile

___ight

___ink

Building Spelling Skills

Name: _____

Spelling List



Read and spell

Copy and spell

Spell and check

1. rocket

2. pocket

3. hold

4. told

5. often

6. grow

7. throne

8. so

9. sew

10. most

11. almost

12. both

13. coach

14. open

15. also

16. _____
special word

17. _____
special word

fold

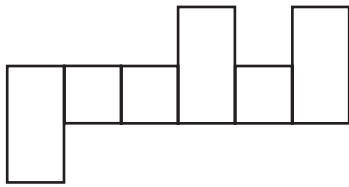
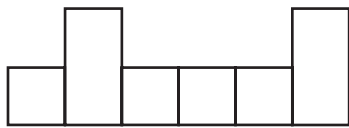
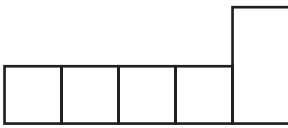
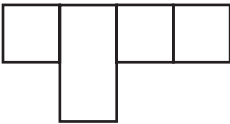
Building Spelling Skills

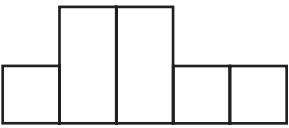
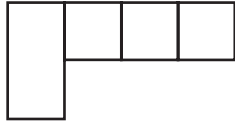
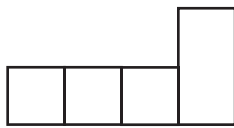
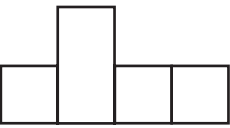
Name: _____

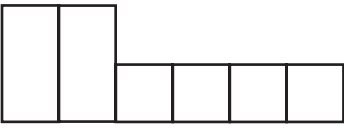
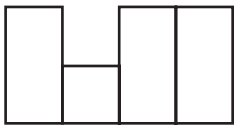
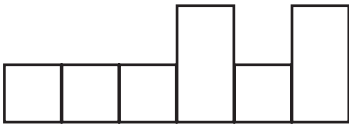

Visual Memory

4

Fill in the boxes.

1.  2.  3.  4. 

5.  6.  7.  8. 

9.  10.  11.  12. 

| | | | | |
|--------|--------|-------|-------|------|
| rocket | hold | often | grow | so |
| pocket | told | also | sew | most |
| throne | almost | both | coach | open |



Edit Spelling

Mark the misspelled words.

- | | | | |
|-----------|--------|----------|-------|
| 1. roket | rocket | 7. coach | koach |
| 2. whold | hold | 8. allso | also |
| 3. often | offen | 9. opun | open |
| 4. throne | thone | 10. grow | groe |
| 5. amolst | almost | 11. told | tole |
| 6. both | bofh | 12. sowe | sew |

Building Spelling Skills

Name: _____

Word Meaning



Answer the questions.

1. What could a king or queen sit on? _____
2. In what part of a jacket can you carry things? _____
3. Which two spelling words rhyme with cold? _____

4. What do you call a person who helps a team play better? _____
5. Which two spelling words sound the same but have different spellings? _____
6. What is the opposite of shut? _____
7. What transportation would an astronaut use? _____
8. Which word goes in this sentence?

Mother is going to _____ my Halloween costume.

| | | | | |
|--------|--------|-------|-------|------|
| rocket | hold | often | grow | so |
| pocket | told | also | sew | most |
| throne | almost | both | coach | open |

Write sentences with _____ and _____ .

Building Spelling Skills

Name: _____

Word Study

4

Phonics

Underline the words with the long *o* sound (*o* in *go*).
Make a circle around the letters that make the long *o* sound.

grow

rocket

told

most

both

hold

so

also

often

coach

throne

pocket

sew

almost

open

Structure

Write the words with one syllable.

- _____
- _____
- _____
- _____
- _____
- _____
- _____
- _____
- _____

Write the words with two syllables.

- _____
- _____
- _____
- _____
- _____
- _____

rocket

hold

often

both

almost

grow

so

pocket

coach

throne

told

also

sew

open

most

Building Spelling Skills

Name: _____

Spelling List



Read and spell

1. under

2. such

3. much

4. young

5. touch

6. use

7. your

8. you

9. unit

10. cute

11. few

12. new

13. fuel

14. human

15. music

16. _____
special word

17. _____
special word

Copy and spell

Spell and check

fold

Building Spelling Skills

Name: _____

Visual Memory

5

Unscramble the letters.

1. chum _____

2. outh _____

3. sue _____

4. uoy _____

5. intu _____

6. wef _____

7. lufe _____

8. redun _____

9. chus _____

10. hunam _____

11. sicmu _____

12. gnuoy _____

under

such

much

young

touch

use

your

you

unit

fuel

few

new

cute

human

music



Edit Spelling

Mark the misspelled words.

Write them correctly on the lines.

1. Jim's dog ran undar the bed. _____

2. Do you like her noo coat? _____

3. What is yer name? _____

4. That's a kute baby. _____

5. Don't tuch the hot stove. _____

6. Ann's sister is a yung lady. _____

7. A fuo boys came to the party. _____

8. Do you like rap moosic? _____

Name:

Word Meaning



Draw a picture to show what each sentence means.

Kate found her kitten
hiding under the bed.

Dad pumped fuel into
the tank of his new car.

The young boy played music.

A few pennies were in
the cute piggy bank.

A human touched the tall tree.

How much is five times six?

Building Spelling Skills

Name: _____

Word Study

5

Phonics

Underline the words with the long *u* sound (*u* in *use*).
Make a circle around the letters that make the long *u* sound.

use

such

few

young

music

under

your

you

unit

cute

much

new

fuel

human

touch

Rhyming Words

Write the spelling words that rhyme with these words.

1. crutch _____

6. flute _____

2. sung _____

7. few _____

3. thunder _____

8. jewel _____

4. shoes _____

9. Dutch _____

5. too _____

10. tour _____

Fill in the blanks with rhyming words.

1. Zeke hid _____ the bed when he heard _____.

2. They bought a _____ pairs of _____ shoes.

3. A _____ little girl played music on her _____.

Name: _____

Spelling List



6

Read and spell

Copy and spell

Spell and check

1. save

2. give

3. have

4. live

5. move

6. above

7. alive

8. alike

9. to

10. two

11. too

12. know

13. do

14. blew

15. blue

16. _____
special word

17. _____
special word

fold

Building Spelling Skills

Name: _____

Visual Memory

6

Fill in the missing letters.

____oo

____ike

____ew

____ow

____ue

____wo

____o

____o

____ove

____ove

____ave

____ave

____ive

____ive

____ive

save

give

have

live

move

above

alike

alive

to

two

too

know

do

blew

blue



Edit Spelling

Mark the misspelled words.

Write them correctly on the lines.

1. There were tow plants in the pot.

2. The girls looked ulike.

3. His new bike is blew.

4. Do you no what fish like to eat?

5. May I hav a ride to school?

6. Will you geve me some milk?

7. Nat went too the zoo.

8. Moov your bike out of the street.

Building Spelling Skills

Name: _____

Word Meaning

6

Fill in the missing words.

to two too

1. That little boy is _____ years old.
2. I want an ice-cream cone, _____.
3. Bring the plates _____ the table.

blew blue

1. A strong wind _____ the leaves off the trees.
2. Did you see how _____ the sky was today?

know no

1. When will you _____ if you can go on the trip?
2. There is _____ more peanut butter in the jar.

Write sentences with _____ and _____ .

Building Spelling Skills

Name: _____

Word Study

6

Phonics

Write each word in the correct box.

| short vowel | long vowel | sound of o in to |
|-------------|------------|------------------|
| above | blue | give |
| blew | do | have |
| | | live |
| | | know |
| | | move |
| | | save |
| | | too |
| | | two |

Past Tense

Write the past tense of these verbs. Circle the irregular verb forms.

1. give _____
2. move _____
3. live _____
4. know _____
5. blow _____
6. do _____
7. have _____
8. save _____

Fill in the correct verb form.

1. New people _____ in next door.
(move)
2. Do you _____ how to make toast?
(know)
3. The man _____ up balloons and made animals out of them.
(blow)
4. Have you _____ the money you need for a new bike?
(save)

Building Spelling Skills

Name: _____

Spelling List



Read and spell

1. missed
2. willing
3. balloon
4. spelling
5. pretty
6. still
7. off
8. added
9. letter
10. different
11. pattern
12. middle
13. Mississippi
14. zipper
15. carry
16. _____
special word
17. _____
special word

fold

Copy and spell

Spell and check

Name: _____

Visual Memory



Find the words hiding in this puzzle.

m b a l l o o n o f f x l
 i i l l z i p m i d d l e
 s o s w i l l i n g i z t
 s c a s s y z g o o f a t
 e t s t i l l i u v f d e
 d g i p a s l i p p e d r
 c o l r o w s n o p r e p
 a z l e t t r i n e e d r
 r p a t t e r n p l n r e
 r o p t d i f f u p t z t
 y f e y o s p e l l i n g

added
 balloon
 carry
 different
 letter
 middle
 missed
 Mississippi
 off
 pattern
 pretty
 spelling
 still
 willing
 zipper

Edit Spelling

Circle the correct spelling.

- | | | |
|--------------|-----------|----------|
| 1. misst | missed | mised |
| 2. baloon | balloon | ballon |
| 3. pretty | pertty | preddy |
| 4. ledder | eter | letter |
| 5. differunt | different | diferent |
| 6. patturn | patern | pattern |
| 7. carry | cerry | karry |
| 8. ovv | off | uff |
| 9. ziper | zippir | zipper |



Building Spelling Skills

Name: _____

Word Meaning



Fill in the missing words.

1. Did you study for the _____ test?
2. We sailed on the _____ River.
3. I bought a shiny red _____ for my little sister.
4. The _____ on her jacket broke.
5. Will you help me _____ this box into the house?
6. Who wrote you that _____?
7. I went to a _____ school last year.
8. Mother cut out the _____ for a new dress she is making.

| | | | | |
|--------|----------|-------|-------------|---------|
| added | balloon | carry | different | pattern |
| middle | missed | off | Mississippi | letter |
| pretty | spelling | still | willing | zipper |

Write sentences with _____ and _____ .

Building Spelling Skills

Name: _____

Word Study

7

Phonics

Answer these questions.

1. What sound is made by the suffix ed in these words?

missed _____ added _____ spelled _____

2. Which of the spelling words fit this rule?

In most words with two or more syllables, the final y has the sound of long e.

3. What changes would you make to these words when adding the suffix ed?

spell _____ carry _____

Structure

Divide the words into syllables and write them.

Divide:

- between a base word and ending—**sell ing**
- between double consonants—**kit ten**

1. missing _____

7. middle _____

2. balloon _____

8. willing _____

3. spelling _____

9. zipper _____

4. pretty _____

10. carry _____

5. added _____

11. pattern _____

6. letter _____

12. different _____

Name: _____

Spelling List



Read and spell

1. swimming
2. swam
3. getting
4. coming
5. came
6. having
7. doing
8. ended
9. happened
10. happening
11. started
12. joked
13. received
14. smiled
15. smiling
16. _____
special word
17. _____
special word

fold

Copy and spell

Spell and check

| | |
|-------|-------|
| _____ | _____ |
| _____ | _____ |
| _____ | _____ |
| _____ | _____ |
| _____ | _____ |
| _____ | _____ |
| _____ | _____ |
| _____ | _____ |
| _____ | _____ |
| _____ | _____ |
| _____ | _____ |
| _____ | _____ |
| _____ | _____ |
| _____ | _____ |
| _____ | _____ |
| _____ | _____ |
| _____ | _____ |
| _____ | _____ |
| _____ | _____ |
| _____ | _____ |
| _____ | _____ |
| _____ | _____ |

Building Spelling Skills

Name: _____

Visual Memory

8

Circle the missing letters.

1. swi_____ing m or mm

7. smi_____ed l or ll

2. ca_____e m or mm

8. sti_____ l or ll

3. ge_____ing t or tt

9. swa_____ m or mm

4. star_____ed t or tt

10. co_____ing m or mm

5. en_____ed d or dd

11. jo_____ed k or kk

6. ha_____ened p or pp

12. recei_____ed v or vv



Edit Spelling

Write the correct spelling of these words.

1. swiming _____

6. happend _____

2. geting _____

7. happining _____

3. comeng _____

8. jeket _____

4. haveng _____

9. smild _____

5. dooing _____

10. kame _____

Fill in the missing word using the correct ending.

1. Raul _____ piano lessons this week.
(start)

2. Have you _____ your birthday present yet?
(receive)

3. Why is she _____?
(smile)



Name: _____



Fill in the missing words.

swam swimming

1. We _____ in the river yesterday.

They are going _____ today.

happened happening

2. What is _____ on that television program?

That is the same thing that _____ on the last show.

came coming

3. Who is _____ to the band concert?

Many people _____ to hear us play last year.

smiling smiled

4. Karen _____ when she opened the front door.

Why was she _____?

Write sentences with _____ and _____.

Building Spelling Skills

Name: _____

Word Study

8

Verb Tense

Write the past tense of these words.
Circle the irregular verbs.

1. joke _____
2. swim _____
3. happen _____
4. end _____
5. come _____
6. do _____

7. smile _____
8. have _____
9. receive _____
10. hide _____
11. call _____
12. fly _____

Structure

Add the suffix *ing* to each word.
Mark what you did to change the word.

| | no change | double final consonant | drop e, add <i>ing</i> |
|------------------------------|-----------|------------------------|------------------------|
| 1. swim ing _____ | | ✓ | |
| 2. get_____ | | | |
| 3. receive_____ | | | |
| 4. come_____ | | | |
| 5. have_____ | | | |
| 6. do_____ | | | |
| 7. smile_____ | | | |
| 8. end_____ | | | |
| 9. happen_____ | | | |
| 10. start_____ | | | |
| 11. joke_____ | | | |

Name: _____

Spelling List



Read and spell

1. way
2. these
3. niece
4. might
5. show
6. float
7. brain
8. mean
9. close
10. tried
11. cube
12. uniform
13. stayed
14. price
15. usually
16. _____
special word
17. _____
special word

fold

Copy and spell

Spell and check

Building Spelling Skills

Name: _____

Visual Memory



Unscramble and match the correct spelling.

| | | | |
|-------|-------|---------|---------|
| yaw | close | beuc | price |
| thees | niece | ripce | float |
| neice | way | mitgh | cube |
| hows | these | foalt | uniform |
| anme | tried | niarb | brain |
| locse | mean | formuni | stayed |
| deirt | show | edstay | might |



Edit Spelling

Mark the misspelled words.
Write them correctly on the lines.

1. My new band youniform is silver.
2. Cloze the door when you go out.
3. The boys mite go fishing next Saturday.
4. Put an ice kube in that glass.
5. Grandpa staid in bed until 8 o'clock.
6. The fox tryed to catch a rabbit.
7. Can you shoo me how to play this game?
8. Did you ever drink a root beer flote?

Building Spelling Skills

Name: _____

Word Meaning

9


Complete the crossword puzzle.

Across

- 1. not kind
- 4. the cost
- 5. special clothing
- 8. shut
- 9. this one and this one

Down

- 2. a girl relative
- 3. what you think with
- 6. the opposite of sink
- 7. a six-sided square
- 10. to remain



| | |
|-------|---------|
| brain | niece |
| close | price |
| cube | stay |
| float | these |
| mean | uniform |



Building Spelling Skills

Name: _____

Word Study

9

Phonics

Write the long vowel sound you hear.

- | | | |
|----------------|----------------|-------------------|
| 1. way _____ | 6. brain _____ | 11. uniform _____ |
| 2. these _____ | 7. mean _____ | 12. stayed _____ |
| 3. niece _____ | 8. close _____ | 13. price _____ |
| 4. show _____ | 9. tried _____ | |
| 5. float _____ | 10. cube _____ | |

Structure

Add *ed* to the words. Write the words in the correct column.

no change—played

change *y* to *i* and add *ed*

- | | |
|----------------|-------|
| 1. stay _____ | _____ |
| 2. try _____ | _____ |
| 3. float _____ | _____ |
| 4. show _____ | _____ |
| 5. cry _____ | _____ |
| 6. hurry _____ | _____ |
| 7. plant _____ | _____ |
| 8. worry _____ | _____ |

Fill in the missing words.

1. The cook _____ a huge cake for the wedding.
(bake)
2. A little mouse _____ across the kitchen floor.
(scurry)

Building Spelling Skills

Name: _____

Spelling List



Read and spell

1. children
2. search
3. teacher
4. reached
5. think
6. together
7. with
8. where
9. everywhere
10. short
11. push
12. finish
13. sure
14. who
15. whole
16. _____
special word
17. _____
special word

fold

Copy and spell

Spell and check

Building Spelling Skills

Name: _____

Visual Memory

10

Circle all the words that are spelled correctly.

reacht

finush

search

teatcher

whol

where

children

with

chilren

whith

shure

who

think

push

serch

everywere

sure

teacher

whole

poosh

thinck



Edit Spelling

Mark the misspelled words.

Write them correctly on the lines.

1. Hoo ate htat hole cake?

2. Can the childrun poosh the wagon?

3. We can go when you finnish the shurt story.

4. Where do you tink we should serch for it?

5. Will you and your teecher go there together?



Building Spelling Skills

Name: _____

Word Meaning



Answer the questions.

1. Write the names for people. _____
2. Which word means “all places”? _____
3. What do you do when you use your brain? _____
4. Which word means “to complete something”? _____
5. Which word means “to look for something that is lost”? _____
6. What is the opposite of...?
part _____
long _____
apart _____
7. Circle the words that rhyme.
new who why shoe
8. Circle the words that begin with the same sound as she.
show seal sure

| | | | | |
|------------|--------|---------|---------|-------|
| children | search | teacher | reached | think |
| together | with | where | short | push |
| everywhere | finish | sure | who | whole |

Write sentences with _____ and _____ .

Building Spelling Skills

Name: _____

Word Study

10

Phonics

ch

th

wh

sh

Fill in the missing letters to make words from the spelling list.

1. _____ildren

2. sear_____

3. _____ink

4. _____ole

5. _____ere

6. fini_____

7. toge_____er

8. pu_____

9. tea_____er

10. wi_____

11. _____ort

12. _____o



Structure

Circle the number of syllables you hear.

1. together 1 2 3 4

2. who 1 2 3 4

3. search 1 2 3 4

4. teacher 1 2 3 4

5. reached 1 2 3 4

6. think 1 2 3 4

7. with 1 2 3 4

8. everywhere 1 2 3 4

9. sure 1 2 3 4

10. children 1 2 3 4

11. whole 1 2 3 4

12. finish 1 2 3 4

13. push 1 2 3 4

14. where 1 2 3 4

15. short 1 2 3 4

Name: _____

Spelling List



Read and spell

Copy and spell

Spell and check

- 1. into
- 2. today
- 3. without
- 4. something
- 5. become
- 6. upon
- 7. myself
- 8. everybody
- 9. everyone
- 10. maybe
- 11. outside
- 12. basketball
- 13. homework
- 14. skateboard
- 15. earthquake
- 16. _____
special word
- 17. _____
special word

fold

| | |
|-------|-------|
| _____ | _____ |
| _____ | _____ |
| _____ | _____ |
| _____ | _____ |
| _____ | _____ |
| _____ | _____ |
| _____ | _____ |
| _____ | _____ |
| _____ | _____ |
| _____ | _____ |
| _____ | _____ |
| _____ | _____ |
| _____ | _____ |
| _____ | _____ |
| _____ | _____ |
| _____ | _____ |
| _____ | _____ |
| _____ | _____ |
| _____ | _____ |
| _____ | _____ |
| _____ | _____ |

Building Spelling Skills

Name: _____

Visual Memory

11

Find the words hiding in this puzzle.

e v e r y b o d y e s s
v a n h o m e w o r k o
e r r t o d a y m a a m
r w i t h o u t y b t e
y o u i h e r o s e e t
o u t n o q u d e c b h
n e w t t u u y l o o i
e u p o n t o a f m a n
m a y b e m y s k e r g
o u t o u t s i d e d o
b a s k e t b a l l i n

become
basketball
earthquake
everybody
everyone
homework
into
maybe
myself
outside
skateboard
something
today
upon
without



Edit Spelling

Mark the misspelled words.

Write them correctly on the lines.

Yesterday I finished my homework by myself. Then I went outside and rode my skateboard to the park. Everybody was playing basketball.

Everyone was having fun when something happened. The ground started to shake. It was an earthquake! When it stopped, we ran home without the basketball. Maybe it is still at the park.

1. _____

2. _____

3. _____

4. _____

5. _____

6. _____

7. _____

8. _____

9. _____

10. _____

11. _____

Building Spelling Skills

Name: _____

Word Meaning



Fill in the missing words.

1. Maurice received a _____ and a _____ for his birthday.
2. An _____ made cracks in the _____ walls of our house.
3. Our teacher said, "There is no _____."
4. _____ strange ran _____ the barn.
5. Once _____ a time there was a dragon that couldn't fly.
6. Do you want to _____ a professional soccer player someday?
7. Can you wash the car _____ any help?
8. _____ is gone, so I am all by _____.

| | | | | |
|-----------|------------|------------|-----------|----------|
| become | basketball | earthquake | into | everyone |
| homework | skateboard | maybe | myself | outside |
| something | upon | today | everybody | without |

Write sentences with _____ and _____ .

Building Spelling Skills

Name: _____

Word Study



Phonics

Mark the vowels in these words.
Mark an X above the silent e.

Examples:

long—āpe^x

short—hit^u

schwa—ōf^ə

1. into

5. become

9. basketball

2. today

6. upon

10. homework

3. without

7. maybe

4. something

8. outside

Compound Words

Complete the compound words from your spelling list.

1. basket_____

9. _____be

2. be_____

10. out_____

3. earth_____

11. skate_____

4. every_____

12. some_____

5. _____one

13. to_____

6. _____work

14. _____on

7. in_____

15. _____out

8. _____self

| | | | | |
|-------|------|-----|-------|-------|
| with | up | day | thing | board |
| quake | ball | to | every | body |
| come | home | my | may | side |

Name: _____

Spelling List



Read and spell

Copy and spell

Spell and check

- 1. awful
- 2. called
- 3. falling
- 4. mall
- 5. small
- 6. straw
- 7. drawing
- 8. strongest
- 9. longer
- 10. song
- 11. along
- 12. bought
- 13. brought
- 14. rough
- 15. tough
- 16. _____
special word
- 17. _____
special word

fold

| | |
|-------|-------|
| _____ | _____ |
| _____ | _____ |
| _____ | _____ |
| _____ | _____ |
| _____ | _____ |
| _____ | _____ |
| _____ | _____ |
| _____ | _____ |
| _____ | _____ |
| _____ | _____ |
| _____ | _____ |
| _____ | _____ |
| _____ | _____ |
| _____ | _____ |
| _____ | _____ |
| _____ | _____ |
| _____ | _____ |
| _____ | _____ |
| _____ | _____ |

Building Spelling Skills

Name: _____

Visual Memory

12

Unscramble the words.
Write them on the lines.

1. awflu _____
2. decall _____
3. llam _____
4. gons _____
5. malls _____
6. olang _____

7. rouhg _____
8. Inoger _____
9. traws _____
10. darwing _____
11. srongtest _____
12. flaling _____

| | | | | |
|---------|---------|-----------|---------|-------|
| falling | awful | called | mall | straw |
| small | drawing | strongest | longer | tough |
| song | along | bought | brought | rough |

Edit Spelling

Mark the misspelled words.
Write them correctly on the lines.

1. Adam made an ahful mistake.

2. Put the smal starw in the cold drink.

3. He made a drawn of the stronust man in the world.

4. Anna bawght it at the moll.

5. Will you sing a longar sogn next time?



Building Spelling Skills

Name: _____

Word Meaning

12

Answer the questions.

1. Which word means “terrible”? _____

2. What could be used to make a bed for a farm animal? _____

3. What do you call a place with many shops all together? _____

4. Which word is a kind of picture? _____

5. Circle the words that rhyme. tough stuff bought rough

6. What is the opposite of...?

sold _____ shorter _____

large _____ weakest _____

smooth _____

7. What does straw mean in this sentence?

I used a plastic straw to drink my milk.

a. dried hay b. thin, hollow tube c. material for making popcorn

| | | | | |
|---------|---------|-----------|---------|-------|
| falling | awful | called | mall | straw |
| small | drawing | strongest | longer | tough |
| song | along | bought | brought | rough |



Write sentences with _____ and _____ .

Building Spelling Skills

Name: _____

Word Study

12

Phonics

Underline the words with the sound of *a* in *all*. Circle the letters that make the sound.

awful

mall

rough

strongest

small

called

song

bought

falling

drawing

tough

along

straw

brought

longer

Structure

Add *er* or *est* to make a comparison.

faster

fastest

1. strong

2. long

3. small

4. rough

5. tough

1. That wrestler is the _____ man I've ever seen.
(strong)

2. Is a rabbit _____ than a cat?
(small)

3. Mrs. Martin had the _____ bath towels I've ever felt.
(rough)

4. Billy thinks he is the _____ kid on our block.
(tough)

5. The yellow bus is _____ than our truck.
(long)

Name: _____

Spelling List



Read and spell

Copy and spell

Spell and check

1. lady

2. ladies

3. surprise

4. surprises

5. toys

6. shoes

7. shy

8. cry

9. cried

10. study

11. studied

12. story

13. only

14. finally

15. family

16. _____
special word

17. _____
special word

fold

Building Spelling Skills

Name: _____

Visual Memory

13

Fill in the missing syllable to make spelling words.

1. la_____

6. stud_____

2. _____ily

7. fi_____ly

3. on_____

8. _____y

4. _____prises

9. _____ied

5. _____dies

10. sur_____



Edit Spelling

Mark the misspelled words.

Write them correctly on the lines.

1. The children gave Mother a big suprise. _____

2. Put on your shoos before you go outside. _____

3. The baby cryed for his bottle. _____

4. Do you have a big famuly? _____

5. Two ladys sang a song. _____

6. Did you enjoy the storie? _____

7. The game was finelly over. _____

8. Have you studyed for the math test? _____

Building Spelling Skills

Name: _____

Word Meaning

13

Fill in the missing words.

1. What _____ was in that large box?
surprise surprises
2. Both _____ bought new hats.
lady ladies
3. Did he _____ clean his bedroom?
finally family
4. She wants to _____ the violin.
study studied
5. The new girl was _____ on her first day at school.
cry shy
6. How many people are in your _____?
finally family
7. My grandfather is full of funny _____ that make me laugh.
surprise surprises
8. I was very sad when my best friend moved away. I _____
for a long time.
cry cried

Write sentences with _____ and _____ .

Building Spelling Skills

Name: _____

Word Study

13

Phonics

Write the words in the correct boxes.

| y says i | | y says e | |
|----------|--|----------|--|
| 1. _____ | | 1. _____ | |
| 2. _____ | | 2. _____ | |
| 3. _____ | | 3. _____ | |
| 4. _____ | | 4. _____ | |
| 5. _____ | | 5. _____ | |
| 6. _____ | | 6. _____ | |

| | | | |
|-------|------|--------|-------|
| cry | only | story | my |
| lady | shy | family | funny |
| study | why | fly | try |

Plural Forms

Write the plural forms. Mark how you changed each word.

| | add s | drop e, add es | change y to i and add es |
|----------------------------|-------|-------------------|-----------------------------|
| 1. lady _____ ladies _____ | | | ✓ |
| 2. toy _____ | | | |
| 3. story _____ | | | |
| 4. shoe _____ | | | |
| 5. family _____ | | | |
| 6. rocket _____ | | | |
| 7. niece _____ | | | |

Fill in the missing words.

1. Both _____ had on a red dress.
(lady)

2. Mother's two _____ are coming to stay with us.
(niece)

Name: _____

Spelling List



Read and spell

Copy and spell

Spell and check

1. looked

2. good

3. brook

4. football

5. cookie

6. stood

7. full

8. put

9. food

10. school

11. truth

12. room

13. true

14. chew

15. due

16. _____
special word

17. _____
special word

fold

Name: _____

Visual Memory

14

Find the words hiding in the puzzle.

f g t r u t h c h f
 l o o k e d r o c u
 f o o d o o k o o l
 t d p t c h e w o l
 r u u u b r o o k m
 u e s p t a t h i h
 e s c h o o l x e e
 n o s t o o d l m w

brook
 chew
 cookie
 due
 food
 football
 full
 good
 looked
 put
 room
 school
 stood
 true
 truth



Edit Spelling

Mark the misspelled words.
 Write them correctly on the lines.

1. loked

6. fud

11. truth

2. good

7. full

12. de

3. brook

8. poot

13. che

4. futbal

9. stood

14. tro

5. cookee

10. schol

15. ruum

Building Spelling Skills

Name: _____

Word Meaning

14

Complete the crossword puzzle.

Across

- 1. something to eat
- 3. a type of sports equipment
- 7. a small stream
- 9. to crush with your teeth
- 10. the opposite of bad

Down

- 1. the opposite of empty
- 2. a sweet treat
- 4. that which is true
- 5. used your eyes to see
- 6. not a lie
- 8. where you go to learn

10

8

9

7

6

3


2

4

5

1

- brook
- chew
- cookie
- food
- football
- full
- good
- looked
- school
- true
- truth



Building Spelling Skills

Name: _____

Word Study

14

Phonics

Write the words in the correct boxes.

| sound of <i>u</i> in <i>push</i> | sound of <i>o</i> in <i>do</i> |
|----------------------------------|--------------------------------|
| 1. _____ | 1. _____ |
| 2. _____ | 2. _____ |
| 3. _____ | 3. _____ |
| 4. _____ | 4. _____ |
| 5. _____ | 5. _____ |
| 6. _____ | 6. _____ |
| 7. _____ | 7. _____ |
| 8. _____ | |

| | | | | |
|--------|----------|--------|------|-------|
| looked | good | truth | put | stood |
| food | brook | room | true | full |
| school | football | cookie | chew | due |

Antonyms

Write the opposite words.

- | | |
|----------------|-----------------|
| 1. empty _____ | 4. remove _____ |
| 2. awful _____ | 5. lie _____ |
| 3. sat _____ | 6. false _____ |

| | |
|------|-------|
| true | put |
| good | stood |
| chew | full |
| due | truth |

Fill in the missing words.

1. Put the _____ milk carton in the refrigerator.
2. Can you _____ this book on the top shelf?
3. The band members _____ in lines waiting for the parade to begin.

Building Spelling Skills

Name: _____

Spelling List

15

Read and spell

1. pointing
2. oily
3. boy
4. voice
5. oyster
6. voyage
7. loyal
8. joined
9. coin
10. choice
11. poison
12. destroy
13. enjoy
14. choose
15. chocolate
16. _____
special word
17. _____
special word

fold

Copy and spell

Spell and check

Building Spelling Skills

Name: _____

Visual Memory

15

Unscramble the words.

Match them to the correct spelling.

| | | | |
|-----------|--------|---------------|-----------|
| 1. yoil | voice | 8. ocin | coin |
| 2. cevoi | oily | 9. ingpoint | joined |
| 3. soyter | boy | 10. cocholate | choice |
| 4. joyen | voyage | 11. edjoin | chocolate |
| 5. yob | oyster | 12. oichce | pointing |
| 6. agevoy | loyal | 13. sonpoi | destroy |
| 7. loyla | enjoy | 14. troydes | poison |



Edit Spelling

Mark the misspelled words.

Write them correctly on the lines.

1. My choyse is chocklate.

2. Did you injoy your voyege?

3. He will distroy the weeds without using poisen.

4. The little doy is pointing at an oister.

5. Which coyn did he chose?



Name: _____

Word Meaning

15

Fill in the missing words.

1. We ate _____ on our sea _____.
poison coins oysters voyage

2. _____ cake is always Paul's _____.
Oyster Chocolate choose choice

3. Did that _____ _____ his toy truck?
joined boy destroy loyal

4. Why are you _____ at that gold _____?
joined coin pointing oily

5. Don't use a loud _____ while the baby is taking a nap.
enjoy choice voice coin

6. Lock the box of insect _____ in a cupboard.
chocolate poison oyster choice

7. I always _____ stories about kings and
their _____ knights.
loyal voyage destroy enjoy

Write sentences with _____ and _____ .

Building Spelling Skills

Name: _____





Word Study

15

Phonics

oi oy

Fill in the missing sounds.

| | | | |
|---|--|---|--|
|  b_____ |  _____ster |  p_____son |  c_____n |
|---|--|---|--|

1. _____ly

3. v_____ce

5. p_____nting

7. enj_____

2. ch_____ce

4. l_____al

6. destr_____

8. j_____ned

Structure

Add endings to change the verbs.

s or es

ed

ing

1. point _____

2. join _____

3. smile _____

4. finish _____

Add the correct endings to the verbs.

1. Norman was _____ at the funny television show.
(smile)

2. The short hand on a clock always _____ to the hour.
(point)

3. Betty always _____ her work before she plays.
(finish)

4. Carlos is _____ the Boy Scouts.
(join)

Name: _____

Spelling List



Read and spell

Copy and spell

Spell and check

1. don't
2. didn't
3. I'll
4. I'm
5. it's
6. let's
7. they're
8. we're
9. doesn't
10. o'clock
11. won't
12. wouldn't
13. its
14. can't
15. that's
16. _____
special word
17. _____
special word

fold

| | |
|-------|-------|
| _____ | _____ |
| _____ | _____ |
| _____ | _____ |
| _____ | _____ |
| _____ | _____ |
| _____ | _____ |
| _____ | _____ |
| _____ | _____ |
| _____ | _____ |
| _____ | _____ |
| _____ | _____ |
| _____ | _____ |
| _____ | _____ |
| _____ | _____ |
| _____ | _____ |
| _____ | _____ |
| _____ | _____ |
| _____ | _____ |
| _____ | _____ |
| _____ | _____ |
| _____ | _____ |

Name: _____

Write the apostrophe in the correct place.

1. dont

7. lets

2. didnt

8. theyre

3. Ill

9. were

4. thats

10. doesnt

5. its

11. oclock

6. cant

12. wont



Edit Spelling

Mark the misspelled words.
Write them correctly on the lines.

1. They din't like the scary movie.

2. Did you know were moving when school is out?

3. Why duzn't the clock work?

4. Their going to Disneyland next week.

5. Tat's Cindy's pet hamster.


6. Its too hot to play outside today.

7. Let's ask why they kan't come over.

8. A'll bring my football to the game.

Name: _____

Write the contractions to complete the crossword puzzle.
Don't forget to include the apostrophe.



Across

- 3. of the clock
- 6. does not
- 7. will not
- 8. would not
- 10. they are
- 11. it is

Down

- 1. do not
- 2. I will
- 4. cannot
- 5. let us
- 6. did not
- 8. we are
- 9. that is



Name: _____

Phonics

Answer the questions.

1. What is the long form of these words?

won't _____ don't _____

2. Which spelling means "belonging to it"?

its it's

3. Which words do these contractions stand for?

's - as is us n't - can next not 're - were are am

4. Which spelling means "I will"?

I'll I'll

Structure

What letter or letters are removed to make the contraction?

| | contraction | missing letters |
|--------------|-------------|-----------------|
| 1. do not | don't | o |
| 2. we are | _____ | _____ |
| 3. they are | _____ | _____ |
| 4. it is | _____ | _____ |
| 5. would not | _____ | _____ |
| 6. cannot | _____ | _____ |
| 7. I am | _____ | _____ |
| 8. that is | _____ | _____ |
| 9. does not | _____ | _____ |
| 10. did not | _____ | _____ |
| 11. I will | _____ | _____ |
| 12. let us | _____ | _____ |

Building Spelling Skills

Name: _____

Spelling List



Read and spell

Copy and spell

Spell and check

- 1. follow
- 2. below
- 3. own
- 4. grown
- 5. town
- 6. ground
- 7. around
- 8. found
- 9. about
- 10. house
- 11. group
- 12. would
- 13. should
- 14. country
- 15. cousin
- 16. _____
special word
- 17. _____
special word

fold

| | |
|-------|-------|
| _____ | _____ |
| _____ | _____ |
| _____ | _____ |
| _____ | _____ |
| _____ | _____ |
| _____ | _____ |
| _____ | _____ |
| _____ | _____ |
| _____ | _____ |
| _____ | _____ |
| _____ | _____ |
| _____ | _____ |
| _____ | _____ |
| _____ | _____ |
| _____ | _____ |
| _____ | _____ |
| _____ | _____ |
| _____ | _____ |
| _____ | _____ |
| _____ | _____ |

Building Spelling Skills

Name: _____

Visual Memory

17

Fill in the missing letters.

OU

OW

1. t_____n

6. c_____sin

11. ar_____nd

2. h_____se

7. ab_____t

12. gr_____n

3. gr_____p

8. _____n

13. c_____ntry

4. f_____nd

9. bel_____

14. sh_____ld

5. foll_____

10. w_____ld

15. gr_____nd



Edit Spelling

Mark the misspelled words in the paragraph.
Write them correctly on the lines.

My kussin went with a grup of children from toun on a hike. They fallowed a path bello a small hill. They walked arownd a grove of trees and saw a herd of cows resting on the groun. Soon it was time to go to my cuzin's howse for lunch.

Building Spelling Skills

Name: _____

Word Meaning

17

Fill in the missing words.

1. The prairie dog _____ is under the _____.
below town country ground
2. My _____ lives in a _____ across the ocean.
group country cousin around
3. A large _____ of visitors stayed at our _____.
house cousin group own
4. The farmer's corn crop _____ be _____ by now.
would own grown should
5. _____ you _____ me up the ladder?
Would Should below follow
6. Pirate Pete _____ the treasure _____ the cave.
found would below follow
7. Kelly looked all _____ trying to find her lost shoe.
around below ground house
8. Do you have your _____ computer at home?
grown town own below

Write sentences with _____ and _____ .

Building Spelling Skills

Name: _____

Word Study

17

Phonics

Write the words in the correct boxes.

| sound of <i>o</i> in <i>go</i> | sound of <i>ow</i> in <i>cow</i> | sound of <i>oo</i> in <i>too</i> | sound of <i>u</i> in <i>up</i> | sound of <i>u</i> in <i>put</i> |
|-----------------------------------|-------------------------------------|-------------------------------------|-----------------------------------|------------------------------------|
| | | | | |

grown

group

would

about

below

town

follow

ground

own

should

found

country

around

cousin

house

Rhyming Words

Write the words that rhyme.

1. brown _____

2. shout _____

3. mouse _____

4. dozen _____

5. soup _____

6. could _____

7. show _____

8. ground _____

9. bone _____

own

grown

below

about

house

group

town

around

cousin

follow

would

should

country

found

Name: _____

Spelling List



Read and spell

1. April
2. babies
3. over
4. hello
5. even
6. we
7. silent
8. tiny
9. menu
10. future
11. dear
12. raise
13. white
14. used
15. those
16. _____
special word
17. _____
special word

fold

Copy and spell

Spell and check

Building Spelling Skills

Name: _____

Visual Memory

18

Match the parts to make words.
Write the words correctly on the lines.

- | | |
|--------|------|
| 1. A | ver |
| 2. e | pril |
| 3. ba | ny |
| 4. si | u |
| 5. o | bies |
| 6. hel | ven |
| 7. ti | lent |
| 8. men | ture |
| 9. fu | lo |

1. _____
2. _____
3. _____
4. _____
5. _____
6. _____
7. _____
8. _____
9. _____

Edit Spelling

Mark the misspelled words.
Write the words correctly on the lines.

1. My grandmother says all babys are deer.

2. Mr. Martin is going to raize tiney roses in his garden.

3. It was sylent in the cave until someone yelled, "Heloo!"

4. Last Aprul we painted our fence whyte.

5. The teacher yousd thozе books with her class.

Name: _____

Word Meaning



Answer the questions.

1. What do you use to choose a meal at a restaurant? _____

2. Which word means...?

time that hasn't happened yet _____

above something _____

not new _____

a greeting _____

no sound _____

3. Which three words could describe young rabbits?

4. How do you change the word baby to
make it mean "more than one baby"? _____

5. What month comes after March? _____



| | | | | |
|-------|--------|-------|-------|--------|
| April | babies | over | hello | even |
| we | silent | tiny | menu | future |
| dear | raise | white | used | those |

Write sentences with _____ and _____ .

Building Spelling Skills

Name: _____

Word Study

18

Phonics

Write the words in the correct boxes.

| long <i>a</i> | long <i>o</i> | long <i>e</i> | long <i>i</i> | long <i>u</i> |
|---------------|---------------|---------------|---------------|---------------|
| | | | | |

| | | | | |
|-------|--------|--------|--------|--------|
| April | raised | used | over | hello |
| menu | dear | those | even | babies |
| we | white | future | silent | tiny |

Structure

Divide these words into syllables.
Circle the open syllable in each word.

open—**o** pen

1. April _____
2. babies _____
3. over _____
4. hello _____
5. even _____
6. lady _____
7. silent _____
8. tiny _____
9. menu _____
10. future _____

Bonus: vacation _____

Name: _____

Visual Memory

19

Find the words hiding in this puzzle.

a g a i n c h a n g e p
 l a i d p r o n i o x r
 o o s v o u t t c c f o
 w m o n e y h r e a d b
 e e m g q n e b y n o l
 r h e e t i r e d t e e
 a g d i s a g r e e s m

again
 change
 disagree
 does
 given
 laid
 lower
 money
 nice
 of
 other
 problem
 read
 some
 tired



Edit Spelling

Mark the misspelled words.
 Write them correctly on the lines.

Jack had a prblum yesterday. He wanted to red a good book, so he went to a nyce bookstore. Jack picke out a book and handed his muney to the clerk.

Jack said to the clerk, "This is not the write chanje."

The clerk counted the monny agin. Jack was rite. The clerk gave him some more mony and Jack went home to reed his book.

| | | |
|-------|-------|-------|
| _____ | _____ | _____ |
| _____ | _____ | _____ |
| _____ | _____ | _____ |
| _____ | _____ | _____ |

Building Spelling Skills

Name: _____

Word Meaning

19

Fill in the missing words.

1. _____ Arthur have enough _____ to buy a ticket?
2. Did the _____ lady help you solve your _____?
3. I _____ with what I just _____ in the newspaper.
4. Margo was too _____ after the game to _____ her clothes before she went into town.
5. My hen _____ some _____ her eggs in the weeds behind the chicken coop.
6. Let's _____ the sailboat into the lake _____.
7. Harry was _____ five dollars for cutting Mrs. Murphy's lawn.
8. Would you like to have _____ of my chocolate bar?

| | | | | |
|-------|---------|----------|------|-------|
| again | change | disagree | does | given |
| laid | lower | money | nice | of |
| other | problem | read | some | tired |

Write sentences with _____ and _____ .

Building Spelling Skills

Name: _____

Word Study

19

Phonics

Underline the words that have the schwa sound.
Circle the letters that make the sound.

about

same

honey

1. disagree

6. tired

11. problem

2. again

7. given

12. some

3. lower

8. nice

13. money

4. does

9. read

14. of

5. change

10. other

Structure

Add the prefix *dis* to these words.
Match the new words to their meaning.

1. _____honest

a. to have a feeling against something

2. _____armed

b. a difference of opinion

3. _____continued

c. having no weapons

4. _____agreement

d. not truthful

5. _____like

e. a loss or lack of skills

6. _____courage

f. to put an end to; stopped

7. _____ability

g. to take away someone's hopes

Fill in the missing words.

1. The police _____ the robber.

2. She had a _____ with her best friend.

3. The store _____ products that did not sell.

4. I _____ eating liver and onions for dinner.

5. The man's _____ keeps him in a wheelchair.

Name: _____

Spelling List



Read and spell

Copy and spell

Spell and check

- 1. city
- 2. cereal
- 3. face
- 4. could
- 5. guess
- 6. huge
- 7. age
- 8. danger
- 9. goose
- 10. gone
- 11. coast
- 12. clean
- 13. guard
- 14. giant
- 15. carton
- 16. _____
special word
- 17. _____
special word

fold

| Copy and spell | Spell and check |
|----------------|-----------------|
| _____ | _____ |
| _____ | _____ |
| _____ | _____ |
| _____ | _____ |
| _____ | _____ |
| _____ | _____ |
| _____ | _____ |
| _____ | _____ |
| _____ | _____ |
| _____ | _____ |
| _____ | _____ |
| _____ | _____ |
| _____ | _____ |
| _____ | _____ |
| _____ | _____ |
| _____ | _____ |
| _____ | _____ |
| _____ | _____ |
| _____ | _____ |
| _____ | _____ |
| _____ | _____ |
| _____ | _____ |
| _____ | _____ |

Building Spelling Skills

Name: _____

Visual Memory

20

Find the words hiding in this puzzle.

c e r e a l a g e d o
g i g u a r d o m a c
u o t c a r t o n n o
e x n y c e r s h g u
s s e e f a c e u e l
s a n g i a n t g r d
c o a s t q c l e a n

age
carton
cereal
city
clean
coast
could
danger
face
giant
gone
goose
guard
guess
huge



Edit Spelling

Mark the misspelled words.
Write them correctly on the lines.

1. age

2. cartun

3. sereal

4. citee

5. clean

6. koast

7. could

8. danjer

9. fase

10. giant

11. gawn

12. goose

13. gard

14. guess

15. huje

Building Spelling Skills

Name: _____

Word Meaning

20

Read the phrases.

Draw a picture to show what you read.

| | | |
|--------------------|----------------|--------------|
| | | |
| a carton of cereal | a goose's face | a huge giant |

Fill in the missing words.

1. The movie star had a _____ to protect her.
2. Have you ever been to New York _____?
3. The warning sign read “_____! Falling rocks.”
4. The magician could _____ a person's _____.
5. Did you help _____ up the beach on Saturday?
6. Why does she always buy _____-sized packages of everything?

coast
city
age
guess
guard
danger
clean
gone
giant



Building Spelling Skills

Name: _____

Word Study

20

Phonics

Read the words and listen to the sounds of the letters *c* and *g*.
Write the words in the correct boxes.

| sound of <i>s</i> | sound of <i>k</i> | sound of <i>j</i> | sound of <i>g</i> |
|-------------------|-------------------|-------------------|-------------------|
| | | | |

age

giant

clean

coast

face

carton

gone

guess

could

goose

cereal

city

huge

danger

guard

Antonyms

Write the opposite words.

1. know _____
2. country _____
3. tiny _____
4. safety _____
5. present _____
6. dirty _____

giant

gone

city

clean

guess

huge

danger

guard

Fill in the missing words.

1. When faced with _____, he ran for _____.
2. Did you _____ the answer or just _____?
3. The _____ goat hid from the _____ wolf.
4. He was _____ in class this morning, but is _____ now.

Name: _____

Spelling List



Read and spell

Copy and spell

Spell and check

1. word

2. work

3. world

4. were

5. first

6. girl

7. turned

8. learn

9. bird

10. fire

11. here

12. nurse

13. jury

14. stirred

15. wear

16. _____
special word

17. _____
special word

fold

Building Spelling Skills

Name: _____

Visual Memory

21

Unscramble the words.

- | | | |
|----------------|----------------|--------------------|
| 1. drow _____ | 6. weer _____ | 11. frist _____ |
| 2. rowk _____ | 7. nuser _____ | 12. raew _____ |
| 3. gril _____ | 8. brid _____ | 13. ternud _____ |
| 4. laern _____ | 9. rowld _____ | 14. sterriid _____ |
| 5. fier _____ | 10. yurj _____ | 15. reeh _____ |

| | | | | |
|-------|-------|--------|-------|---------|
| word | were | turned | fire | jury |
| work | first | learn | here | stirred |
| world | girl | bird | nurse | wear |

Edit Spelling

Mark the misspelled words.
Write them correctly on the lines.

Raul was on his way to wurk when he tirmed a corner and saw a house on frie. Ferst he called 911. Then he looked around the house.

Raul herd a gril calling for help. He helped her crawl out of a window.

At the hospital a nerse took good care of the gerl. The child said, "I want to lurn how to be a nurs when I grow up."

| | | |
|-------|-------|-------|
| _____ | _____ | _____ |
| _____ | _____ | _____ |
| _____ | _____ | _____ |

Building Spelling Skills

Name: _____

Word Meaning

21

Answer the questions.

1. Who helps sick and injured people? _____

2. Which spelling word means...? the earth _____

in this place _____

mixed it up _____

3. What do you call letters put together to represent something? _____

4. Who decides if a person is innocent or guilty of a crime? _____

5. What does fired mean in this sentence?

The nurse was fired from his job.

a. started to burn

b. no longer allowed to work there

c. shot from a cannon

6. Which spelling word is the opposite of ...?

last _____ boy _____

play _____ there _____

| | | | | |
|------|--------|-------|---------|-------|
| word | work | world | were | first |
| girl | turned | learn | bird | fire |
| here | nurse | jury | stirred | wear |

Write sentences with _____ and _____ .

Building Spelling Skills

Name: _____

Word Study

21

Phonics

Circle the letters that make the *er* sound in these words.

1. first

3. turned

5. word

7. faster

2. learn

4. girl

6. were

8. work

Fill in the missing letters.

er

ir

ur

ear

wor

1. n_____se

3. w_____e

5. l_____n

7. _____d

2. b_____d

4. _____ld

6. quick_____

8. st_____red

Rhyming Words

Write the spelling word that rhymes with each of these words.

1. care _____

4. burst _____

7. bird _____

2. fur _____

5. curl _____

8. liar _____

3. clerk _____

6. fern _____

9. purse _____

word

work

world

were

first

girl

learn

fire

wear

nurse

Fill in the missing words.

1. What are you going to _____ to the party?

2. Where _____ the boys going in such a hurry?

3. My dad has to _____ in the garden this Saturday.

4. Her mother is a _____ in Dr. Chan's office.

Name: _____

Spelling List



Read and spell

Copy and spell

Spell and check

1. aren't

2. partner

3. hard

4. chart

5. farm

6. start

7. large

8. more

9. before

10. horse

11. north

12. morning

13. care

14. stare

15. warning

16. _____
special word

17. _____
special word

fold

Building Spelling Skills

Name: _____

Visual Memory

22

Match the parts to make a word.
Write the complete word on the line.

- | | | |
|---------|------|----------|
| 1. far | th | 1. _____ |
| 2. lar | n't | 2. _____ |
| 3. nor | m | 3. _____ |
| 4. are | re | 4. _____ |
| 5. sta | ge | 5. _____ |
| 6. warn | fore | 6. _____ |
| 7. be | ner | 7. _____ |
| 8. part | ing | 8. _____ |



Edit Spelling

Mark the misspelled words.
Write them correctly on the lines.

- | | | |
|-----------|------------|-------------|
| 1. arent | 6. narth | 11. hourse |
| 2. care | 7. stayr | 12. partnur |
| 3. mor | 8. morning | 13. hard |
| 4. charte | 9. befor | 14. warning |
| 5. farm | 10. start | 15. larje |

Building Spelling Skills

Name: _____

Word Meaning

22

Fill in the missing words.

1. His _____ rode off _____ daybreak.
horse partner start before
2. Is it hard work to run a _____?
more farm care large
3. We must _____ on our trip early in the _____.
morning before start warning
4. Read the _____ on the _____ before you dive in.
morning warning start chart
5. _____ you taking _____ of the sick
_____ anymore?
Don't Aren't horse care
6. It isn't polite to _____ at people.
care stare before
7. The explorer had a _____ trip going by dogsled.
large more north hard

Write sentences with _____ and _____ .

Building Spelling Skills

Name: _____

Word Study

22

Phonics

| | |
|-----|-----|
| ar | or |
| are | ore |

Fill in the missing letters to make a spelling word.

1. p_____tner

6. _____en't

11. m_____e

2. n_____th

7. bef_____

12. ch_____t

3. m_____ning

8. w_____ning

13. st_____t

4. c_____

9. st_____

14. h_____se

5. h_____d

10. l_____ge

15. f_____m

Antonyms

Write the opposite of each word from your spelling list.

1. easy _____

5. south _____

2. tiny _____

6. evening _____

3. less _____

7. finish _____

4. after _____

Fill in the missing words.

1. The _____ giant and the _____ elf were friends.

2. I take a walk in the _____ and again in the _____.

3. Migrating birds fly _____ in the fall and _____ in the spring.

4. I do my homework _____ dinner, and then I play _____ dinner.

Name: _____

Visual Memory

23

Find the words hiding in this puzzle.

w a n t e d e d b e c
 t h o u g h t l e s s
 h r t a u g h t c w o
 r e w a t e r o a o n
 e w a a n d o o u n c
 w f a u l t u n s f e
 w a t c h k g w e u t
 o n c a u g h t x l e
 n w o n d e r f u l d

because
 caught
 fault
 once
 one
 taught
 thoughtless
 threw
 through
 walk
 wanted
 watch
 water
 wonderful



Edit Spelling

Mark the misspelled words.
Write them correctly on the lines.

1. wundir
2. caught
3. walck
4. wunce
5. becuz

6. tawght
7. thoughtless
8. watur
9. through
10. fawlt

11. wanted
12. throo
13. wach
14. onederful
15. one

Building Spelling Skills

Name: _____

Word Meaning

23

Answer the questions.

1. Which word belongs in each sentence? threw through
The fox ran _____ a hole in the fence.
Someone _____ a pie in the clown's face.

2. Which spelling words rhyme with ...?
bought _____
new _____

3. What does watch mean in this sentence?
You must watch your step when you climb a ladder.
a. be careful b. something that tells time c. standing guard

4. Which word means "only one time"? _____

5. Which word means "very special"? _____

6. What is the past tense of ...?

catch _____ teach _____
throw _____ want _____

| | | | | |
|--------|--------|---------|---------|-------------|
| threw | walk | one | through | wonderful |
| once | water | wonder | watch | thoughtless |
| caught | wanted | because | fault | taught |

Write sentences with _____ and _____ .

Building Spelling Skills

Name: _____

Word Study

23

Phonics

Read the words. Write them in the correct boxes.

| sound of <i>wu</i> in <i>won</i> | sound of <i>wa</i> in <i>wall</i> | sound of <i>aw</i> in <i>fawn</i> | sound of <i>oo</i> in <i>too</i> |
|----------------------------------|-----------------------------------|-----------------------------------|----------------------------------|
| | | | |

| | | | | |
|---------|---------|-----------|--------|--------|
| wanted | water | caught | watch | walk |
| threw | one | wonderful | wonder | taught |
| thought | because | through | fault | once |

Structure

Add the correct suffix to the words.

less means **without**

ful means **filled with**

1. Morris had a _____ surprise.
(wonder)
2. It was _____ of you to be late for the party.
(thought)
3. The _____ man helped fix the flat tire.
(thought)
4. I always feel _____ on my birthday.
(joy)
5. A newborn kitten is _____.
(help)
6. Will you be _____ and clean up that mess?
(help)

Building Spelling Skills

Name: _____

Visual Memory

24

Match the parts.

Write the words on the lines.

- | | | |
|-----------|-----|-----------|
| 1. co | y | 1. _____ |
| 2. calen | ber | 2. _____ |
| 3. part | lor | 3. _____ |
| 4. ev | dar | 4. _____ |
| 5. num | ery | 5. _____ |
| 6. o | gar | 6. _____ |
| 7. doc | dor | 7. _____ |
| 8. for | tor | 8. _____ |
| 9. su | ty | 9. _____ |
| 10. weath | ter | 10. _____ |
| 11. li | ter | 11. _____ |
| 12. bet | ar | 12. _____ |
| 13. af | er | 13. _____ |

Edit Spelling

Mark the misspelled words. Write them correctly on the lines.

- The calender cost one doller.

- Dad had a big partie when he turned fourty.

- You had bettir see the doctur about that bad cold.

- What nummer comes after nine?

- Evry flower in the garden has a sweet oder.



Building Spelling Skills

Name: _____

Word Meaning

24

Answer these questions.

1. Which letters make the sound er in these words?

liar _____ after _____ doctor _____

2. What sound does the final y make in these words:

forty, every, party?

3. What do you call someone who helps sick people to feel better?

4. What do you call someone who is not truthful?

5. What does a calendar tell you?

6. Which spelling word has the sound of sh in she?

7. Which spelling word means “all”?

8. What is the opposite of...?

before _____

worse _____

color

odor

store

dollar

calendar

party

liar

after

number

better

doctor

weather

every

sugar

forty

Write sentences with _____ and _____ .

Building Spelling Skills

Name: _____

Word Study

24

Phonics

Underline all the words that have the sound of *er* in *her*.
Circle the letters that make the *er* sound.

color

every

better

odor

calendar

sugar

dollar

watch

stare

march

number

liar

store

weather

after

Structure

Divide the words into syllables.

1. color

col or

7. party

2. calendar

8. liar

3. better

9. weather

4. dollar

10. odor

5. store

11. after

6. number

12. sugar



Building Spelling Skills

Name: _____

Visual Memory

25

Match the parts to make words.
Write the complete word on the line.

- | | | |
|---------|-------|----------|
| 1. Fri | phan | 1. _____ |
| 2. fa | ew | 2. _____ |
| 3. or | day | 3. _____ |
| 4. neph | nough | 4. _____ |
| 5. e | ther | 5. _____ |
| 6. pho | pi | 6. _____ |
| 7. al | hap | 7. _____ |
| 8. un | to | 8. _____ |
| 9. hap | pha | 9. _____ |
- py
bet
graph
ly

Edit Spelling

Mark the misspelled words.
Write them correctly on the lines.

1. fone

2. haf

3. alfabet

4. cough

5. fotograf

6. fadder

7. nefew

8. graph

9. orfan

10. happiness

11. enuf

12. Fritay

Building Spelling Skills

Name: _____

Word Meaning

25

Answer the questions.

1. What do you call a picture taken with a camera? _____
2. What is the word for a child with no parents? _____
3. What is a name for all the letters from a to z? _____
4. Which spelling word means “all that is needed”? _____
5. What do you do when you have a bad cold? _____
6. Which spelling words are names for family members?

7. Which of these words rhyme?
enough cough stuff

8. Which words have three syllables?
Friday photograph alphabet

| | | | | |
|----------|--------|---------|-----------|------------|
| phone | orphan | nephew | happiness | cough |
| alphabet | graph | enough | Friday | photograph |
| father | half | unhappy | happier | happily |

Write sentences with _____ and _____ .

Building Spelling Skills

Name: _____

Word Study

25

Phonics

f ph gh

Fill in the missing letters.

1. ____one

6. ne____ew

2. enou____

7. hal____

3. or____an

8. gra____

4. ____ather

9. al____abet

5. ____riday

10. ____otogra____

1. Grandmother has an old ph_____ of her mother.

2. The first-grade teacher wrote the _____ph_____ on the chalkboard.

3. Give _____f of the chicken to F_____.

Structure

ly—quickly

ness—goodness

Change words by adding a suffix.

1. She climbed _____ and _____ up the ladder.
(slow) (careful)

2. The explorers were surrounded by _____ inside the cave.
(dark)

3. Red Riding Hood skipped along _____ to Grandma's house.
(happy)

4. His _____ filled my heart with _____.
(kind) (happy)

Building Spelling Skills

Name: _____

Spelling List



Read and spell

1. ghost
2. neighbor
3. high
4. knew
5. knot
6. unknown
7. rewrap
8. wrong
9. written
10. wrapper
11. unwrap
12. climb
13. limb
14. gnaw
15. gnat
16. _____
special word
17. _____
special word

fold

Copy and spell

Spell and check

Building Spelling Skills

Name: _____

Visual Memory

26

Find the words hiding in this puzzle.

g h o s t k n e w z
n e i g h b o r r w
k x g g i r l e i r
n w n n h k i w t a
o r o a a g m r t p
t o t t s w b a e p
u n k n o w n p n e
o g u m c l i m b r
i n u n w r a p g o

climb
ghost
gnat
gnaw
high
knew
knot
limb
neighbor
rewrap
unknown
unwrap
wrapper
written
wrong



Edit Spelling

Mark the misspelled words.
Write them correctly on the lines.

1. gost

2. naybor

3. hi

4. gnat

5. knot

6. knoo

7. unknone

8. rewrap

9. rong

10. written

11. enwrap

12. clim

13. limb

14. naw


1. The ribbon was tied in a not.

2. Little nats flew around the fruit tree.

3. A lim broke off the tree during the storm.

Name: _____

Complete the crossword puzzle.



Across

- 1. not known
- 4. to move up a ladder
- 6. to take off the covering
- 8. the spirit of someone dead seen by a person
- 9. a fastening made by tying string together

Down

- 2. a person who lives next door
- 3. the opposite of right
- 5. words were put on paper
- 7. a small insect
- 8. to chew on

| | |
|---------|----------|
| ghost | unknown |
| high | rewrap |
| gnaw | wrong |
| limb | unwrap |
| knew | climb |
| written | gnat |
| knot | neighbor |



Building Spelling Skills

Name: _____

Word Study

26

Phonics

^x
wrap

^x
knot

Mark an X over the silent letters.

ghost

knew

wrong

high

write

unwrap

gnaw

knot

climb

limb

unknown

gnat

Structure

un—unhappy
re—recall

Write a prefix in front of each word.

1. My cat tore the paper on the gift, so Mother had to _____ it.
(wrap)
2. The name of the artist was _____.
(known)
3. People were _____ of what to do after the earthquake.
(sure)
4. My homework paper was messy, so I had to _____ it.
(write)
5. _____ the present to see what is inside.
(Wrap)
6. Uncle Ted must _____ the fence every five years.
(paint)

Building Spelling Skills

Name: _____

Visual Memory

27

Write the missing suffix to make spelling words.

ful

ly

less

er

1. use _____

5. smart _____

9. care _____

2. use _____

6. slow _____

10. care _____

3. quiet _____

7. joy _____

11. fear _____

4. worth _____

8. fast _____

12. fear _____



Edit Spelling

Mark the misspelled words.

Write them correctly on the lines.

1. Mother walked slooly and kwietly past the sleeping baby.

2. Carla was joyfull when she won the ribbon for fastist runner in school.

3. It is useles to do the job if you are kareless.

4. Pete is the happyest person I know.

5. A feerless shepherd quikly chased away the hungry wolf.



Building Spelling Skills

Name: _____

Word Meaning

27

Answer the questions.

1. What do these words do? smarter faster
a. name something b. compare something c. describe something
2. What do these words do? thoughtless useful
a. name something b. compare something c. describe something
3. Which spelling word is the opposite of ...?
quickly _____ useful _____
careless _____ saddest _____
4. Which word means “afraid”?

5. Which word describes someone who always makes messes and breaks things?

| | | | | |
|----------|---------|----------|----------|-----------|
| useful | quietly | slowly | careful | quickly |
| careless | useless | fearful | joyful | worthless |
| smarter | faster | fearless | funniest | happiest |

Write sentences with _____ and _____ .

Building Spelling Skills

Name: _____

Word Study

27

Structure

Add the suffix *est* to these words.
Mark what you did to change the word.

| | no change | double final consonant | change <i>y</i> to <i>i</i> and add <i>est</i> |
|------------------------|-----------|------------------------|--|
| 1. fast <u>fastest</u> | ✓ | | |
| 2. happy _____ | | | |
| 3. quick _____ | | | |
| 4. funny _____ | | | |
| 5. sad _____ | | | |
| 6. big _____ | | | |
| 7. smart _____ | | | |
| 8. silly _____ | | | |

Add suffixes to the words to complete the sentences.

ful less

1. Be care_____ as you work so you don't make a care_____ mistake.
2. The fear_____ fire fighter rescued the fear_____ boy from the tree.
3. One sock is use_____, but two socks are use_____.

er est

1. Roy can run fast_____ than me, but Stan is the fast_____ runner.
2. I know a snail is slow_____ than a turtle, but what animal is the slow_____ of all?

Name: _____

Spelling List



Read and spell

Copy and spell

Spell and check

1. brother

2. mother

3. another

4. field

5. friend

6. heard

7. early

8. friendly

9. head

10. near

11. year

12. shield

13. eat

14. measure

15. break

16. _____
special word

17. _____
special word

fold

Name: _____

Visual Memory

28

Find the words hiding in this puzzle.

m e a s u r e e a a
 o n e h e a r d n n
 t r y i e l f s o b
 h x n e n d i e t r
 e e e l a h e a h e
 r a a d o r l r e a
 n t r d e a d l r k
 f r i e n d l y o r
 a n o b r o t h e r

another
 break
 brother
 early
 eat
 field
 friendly
 head
 heard
 measure
 mother
 near
 shield
 year

 Edit Spelling

Mark the misspelled words.
 Write them correctly on the lines.

1. My muther and bruther have the same birthday.

2. Trina hurd from an old frend today.


3. We herd a noise in the empty feeld next door.

4. Erly next yeer they are moving to Texas.

5. May I eta unother slice of pie?

Name: _____

Complete the crossword puzzle.



- | | |
|---------|---------|
| break | measure |
| brother | mother |
| early | near |
| field | shield |
| friend | turned |
| head | year |
| heard | eat |

Across

- 3. the opposite of sister
- 4. to chew and swallow food
- 6. to find the size of something
- 7. listened to
- 8. January 1 to December 31
- 10. an open area with few trees
- 11. a female parent

Down

- 1. a piece of armor
- 2. a person who knows and likes another person
- 3. to smash
- 4. the opposite of late
- 5. moved around; rotated
- 7. the top part of your body
- 9. close by



Building Spelling Skills

Name: _____

Word Study

28

Phonics

Write the words in the correct boxes.

| sound of long e | sound of long a | sound of short e | schwa |
|-----------------|-----------------|------------------|-------|
| | | | |

another

eat

measure

near

break

field

mother

shield

brother

head

year

Phonics

Change the beginning sounds to create new words.



_____ other

_____ ead

_____ eat

_____ ear

_____ other

_____ ead

_____ eat

_____ ear

_____ other

_____ ead

_____ eat

_____ ear

_____ other

_____ ead

_____ eat

_____ ear

Building Spelling Skills

Name: _____

Visual Memory

29

Match the scrambled word to the correct spelling.

| | | | |
|----------|-------|-----------|-------|
| 1. raw | their | 7. twai | right |
| 2. ousp | soup | 8. peice | wait |
| 3. threi | there | 9. rou | piece |
| 4. heret | war | 10. hrou | wrote |
| 5. ightn | write | 11. ritgh | hour |
| 6. ritwe | night | 12. rwote | our |



Edit Spelling

Mark the misspelled words.
Write them correctly on the lines.

1. Put the box rite over their.

2. The brave night saved a princess last nite.

3. Mom said to weight here for an howr.

4. Hour friends came to dinner last nitgh.

5. May I have a peace of there pizza?

6. Can you right a recipe for that soop?

Building Spelling Skills

Name: _____

Word Meaning

29

Fill in the missing words.

1. Can you put _____ coats in the closet over _____?
 their there they're

2. The _____'s fight with the fierce dragon lasted all
_____ long.
 night might knight

3. Try to _____ the spelling word _____ this time.
 white right write

4. Every Friday after school we spend an _____ with
_____ grandfather.
 our flour hour

5. What is the _____ of that huge hog?
 wait write weight

6. That _____ of paper is a _____ treaty.
 piece price peace

7. Who _____ that song?
 rot write wrote

Write sentences with _____ and _____ .

Building Spelling Skills

Name: _____

Word Study

29

Phonics

Write the words in the correct boxes.
Circle the letters that spell the sounds.

| long <i>a</i> | long <i>i</i> | long <i>e</i> |
|---------------|---------------|---------------|
| | | |

| | | | | | |
|--------|--------|-------|-------|-------|-------|
| weight | night | peace | right | plane | site |
| piece | wait | write | beach | stair | beech |
| flee | knight | plain | sight | flea | stare |

Antonyms

Write the opposite of each word from your spelling list.

- | | |
|----------------|----------------|
| 1. erase _____ | 4. left _____ |
| 2. day _____ | 5. war _____ |
| 3. here _____ | 6. whole _____ |

Fill in the missing words.

1. If you _____ the word wrong, _____ it and try again.
2. The generals signed the _____ treaty to end the _____.

Building Spelling Skills

Name: _____

Visual Memory

30

Match the parts to make spelling words.
Write the complete words on the lines.

- | | | | |
|---------|--------|----------|-----------|
| 1. a | sents | 1. _____ | |
| 2. un | ute | 2. _____ | |
| 3. pre | gainst | 3. _____ | |
| 4. peo | til | 4. _____ | |
| 5. min | ple | 5. _____ | |
| 6. beau | ca | ber | 6. _____ |
| 7. va | read | ful | 7. _____ |
| 8. re | ti | al | 8. _____ |
| 9. al | pit | y | 9. _____ |
| 10. hos | mem | tion | 10. _____ |



Edit Spelling

Mark the misspelled words.
Write them correctly on the lines.

- | | | |
|-------------|--------------|--------------|
| 1. air | 6. bootiful | 11. already |
| 2. alright | 7. favrute | 12. remimber |
| 3. strate | 8. clothes | 13. hospitul |
| 4. against | 9. peeple | 14. minite |
| 5. presunts | 10. vacashun | 15. until |

Building Spelling Skills

Name: _____

Word Meaning



Complete the crossword puzzle.

The crossword puzzle grid consists of 12 numbered starting points for words:

- 1: Down, 10 letters
- 2: Down, 10 letters
- 3: Down, 4 letters
- 4: Across, 7 letters
- 5: Down, 5 letters
- 6: Down, 3 letters
- 7: Across, 6 letters
- 8: Across, 6 letters
- 9: Across, 6 letters
- 10: Across, 6 letters
- 11: Down, 3 letters
- 12: Across, 6 letters

Across

- 4. gifts
- 7. a time of rest from school or work
- 8. what people wear
- 9. happened before this time
- 10. don't forget
- 12. the opposite of for

Down

- 1. a place for the care of the sick or injured
- 2. not crooked
- 3. very pretty
- 5. men, women, and children
- 6. the one you like best
- 11. there are 60 seconds in one of these

| | | | |
|-----------|----------|----------|----------|
| against | clothes | minute | remember |
| already | favorite | people | straight |
| beautiful | hospital | presents | vacation |

Name: _____

Phonics

Circle the letters in the word that represent the sound given.

long a - favorite

short i - until

short e - remember

schwa - against

long a - straight

long i - all right

schwa - hospital

short u - until

long e - already

long o - clothes

short i - minute

long e - people

long a - vacation

Structure

Divide the words into syllables.

Write the number of syllables on the lines.

1. against a gainst 2

8. vacation _____

2. presents _____

9. minute _____

3. beautiful _____

10. straight _____

4. air _____

11. hospital _____

5. favorite _____

12. already _____

6. clothes _____

13. remember _____

7. people _____

14. until _____

Spelling Record Form



| Spelling List Number | Student Names | | | | | | | | | | | | | |
|----------------------|---------------|--|--|--|--|--|--|--|--|--|--|--|--|--|
| 1 | | | | | | | | | | | | | | |
| 2 | | | | | | | | | | | | | | |
| 3 | | | | | | | | | | | | | | |
| 4 | | | | | | | | | | | | | | |
| 5 | | | | | | | | | | | | | | |
| 6 | | | | | | | | | | | | | | |
| 7 | | | | | | | | | | | | | | |
| 8 | | | | | | | | | | | | | | |
| 9 | | | | | | | | | | | | | | |
| 10 | | | | | | | | | | | | | | |
| 11 | | | | | | | | | | | | | | |
| 12 | | | | | | | | | | | | | | |
| 13 | | | | | | | | | | | | | | |
| 14 | | | | | | | | | | | | | | |
| 15 | | | | | | | | | | | | | | |
| 16 | | | | | | | | | | | | | | |
| 17 | | | | | | | | | | | | | | |
| 18 | | | | | | | | | | | | | | |
| 19 | | | | | | | | | | | | | | |
| 20 | | | | | | | | | | | | | | |
| 21 | | | | | | | | | | | | | | |
| 22 | | | | | | | | | | | | | | |
| 23 | | | | | | | | | | | | | | |
| 24 | | | | | | | | | | | | | | |
| 25 | | | | | | | | | | | | | | |
| 26 | | | | | | | | | | | | | | |
| 27 | | | | | | | | | | | | | | |
| 28 | | | | | | | | | | | | | | |
| 29 | | | | | | | | | | | | | | |
| 30 | | | | | | | | | | | | | | |

Name: _____

Spelling Test Form



- 1. _____
- 2. _____
- 3. _____
- 4. _____
- 5. _____
- 6. _____
- 7. _____
- 8. _____
- 9. _____

- 10. _____
- 11. _____
- 12. _____
- 13. _____
- 14. _____
- 15. _____
- 16. _____
- 17. _____

Review Words

- 1. _____
- 2. _____
- 3. _____



Sentence Dictation

- 1. _____

- 2. _____

- 3. _____

Name: _____

Word Sort



Read the words.

Write them in the correct boxes.

| | | | |
|--|--|--|--|
| | | | |
| | | | |

| | | | |
|--|--|--|--|
| | | | |
| | | | |
| | | | |
| | | | |
| | | | |
| | | | |

Note: Reproduce this letter to send home with spelling lists.


Dear Parents,

Attached is your child's spelling list for this week. Encourage him/her to practice the words in one or more of these ways:

1. Read and spell each word. Cover it up and write it. Uncover the word and check to see if it is correct.
2. Find the words on the spelling list in printed materials such as books and magazines.
3. You read a word aloud and ask your child to spell it (either aloud or written on paper).

Thank you for your support of our spelling program.

Sincerely,



Dear Parents,

Attached is your child's spelling list for this week. Encourage him/her to practice the words in one or more of these ways:

1. Read and spell each word. Cover it up and write it. Uncover the word and check to see if it is correct.
2. Find the words on the spelling list in printed materials such as books and magazines.
3. You read a word aloud and ask your child to spell it (either aloud or written on paper).

Thank you for your support of our spelling program.

Sincerely,



Answer Key

Page 25

1. afraid 2. eight 3. away
4. ask 5. great 6. takes
7. than 8. said 9. always
10. they 11. catch 12. prey

1. sed 8. thay
2. eitgh 9. aks
3. grait 10. stend
4. drey 11. paling
5. catsh 12. taks
6. ufraid 13. fhan
7. wavd 14. uway

Page 26

1. eight, prey
2. takes, catch
3. always, afraid
4. They, playing
5. waved, said
6. stand, away
7. ask, great

Page 27

wave catch away takes great
ask eight stand said they
always afraid prey than playing

1. played playing
2. asked asking
3. preyed preying
4. painted painting

1. waved waving
2. smiled smiling
3. skated skating
4. baked baking

Page 29

1. between or believe 2. leave
3. easy, many, or very
4. easy, many, or very
5. please 6. three 7. help
8. she 9. believe or between
10. easy, many, or very
11. seen 12. next

These words should be marked.
Correct spellings are underlined.

1. Plez Please
2. leaf leave
3. eezy easy
4. ben been
5. betwene between
6. belive believe
7. miny many
8. tree three

Page 30

1. b 4. between
2. sea 5. please
3. a. easy 6. believe
b. left
c. she
d. many
e. leave

Page 31

three left she
please believe many
very been seen
help between leave
easy sea next

1. very 6. sea, she, or three
2. many 7. seen or between
3. please 8. believe
4. sea, she, or three 9. sea, she, or three
5. help 10. between or see

Page 33

1. while 7. which
2. buy or try 8. eye
3. light 9. drink
4. my 10. pitch
5. life 11. kind or find
6. swim 12. why

These words should be marked.
Correct spellings are underlined.

1. bie lite buy light
2. Witch drenk Which drink
3. Trie picth Try pitch
4. aye swem eye swim
5. Eye by I buy

Page 34

1. I, eye
2. Why, buy, drink
3. Swim, try, find
4. Which, light
5. while, pitch
6. my, try
7. kind, life

Page 35

life drink try
pitch while I
my light buy
eye which find
why kind swim

Answers will vary, but could include:

find file might link
bind mile light pink
blind pile bright wink
mind tile fight rink
rind smile sight drink
kind while tight think

Page 37

1. pocket 2. almost 3. coach
4. open 5. often 6. grow 7. most
8. also 9. throne 10. hold/told/both
11. rocket 12. sew

1. roket 7. koach
2. whold 8. allso
3. offen 9. opun
4. thone 10. groe
5. amolst 11. tole
6. bofh 12. sowe



Page 38

- | | |
|---------------|------------|
| 1. throne | 5. so, sew |
| 2. pocket | 6. open |
| 3. told, hold | 7. rocket |
| 4. coach | 8. sew |

Page 39

- | | | |
|-------------|--------------|---------------|
| <u>grow</u> | <u>hold</u> | <u>throne</u> |
| rocket | <u>so</u> | pocket |
| <u>told</u> | <u>also</u> | <u>sew</u> |
| <u>most</u> | often | <u>almost</u> |
| <u>both</u> | <u>coach</u> | <u>open</u> |

- | | |
|-----------|-----------|
| 1. grow | 1. rocket |
| 2. told | 2. also |
| 3. hold | 3. often |
| 4. so | 4. pocket |
| 5. sew | 5. open |
| 6. both | 6. almost |
| 7. coach | |
| 8. throne | |
| 9. most | |

Page 41

- | | |
|----------|-----------|
| 1. much | 7. fuel |
| 2. touch | 8. under |
| 3. use | 9. such |
| 4. you | 10. human |
| 5. unit | 11. music |
| 6. few | 12. young |

These words should be marked.
Correct spellings are underlined.

- | | |
|-----------|--------------|
| 1. undar | <u>under</u> |
| 2. noo | <u>new</u> |
| 3. yer | <u>your</u> |
| 4. kute | <u>cute</u> |
| 5. tuch | <u>touch</u> |
| 6. yung | <u>young</u> |
| 7. fuo | <u>few</u> |
| 8. moosic | <u>music</u> |

Page 42

Pictures will vary, but must reflect sentence meaning.

Page 43

- | | | |
|-------------|--------------|-------------|
| <u>use</u> | such | <u>few</u> |
| young | <u>music</u> | under |
| your | <u>you</u> | <u>unit</u> |
| <u>cute</u> | much | <u>new</u> |
| <u>fuel</u> | <u>human</u> | touch |

1. much, such, or touch
2. young
3. under
4. use
5. few, you, or new
6. cute
7. new or you
8. fuel
9. such, much, or touch
10. your

1. under, thunder
2. few, new
3. cute, flute

Page 45

- | | | | |
|--------------|--------------|--------------|-------------|
| <u>too</u> | <u>alike</u> | <u>blew</u> | <u>know</u> |
| <u>blue</u> | <u>two</u> | <u>to</u> | <u>do</u> |
| <u>above</u> | <u>move</u> | <u>save</u> | <u>have</u> |
| <u>give</u> | <u>live</u> | <u>alive</u> | |

These words should be marked.
Correct spellings are underlined.

- | | |
|----------|--------------|
| 1. tow | <u>two</u> |
| 2. ulike | <u>alike</u> |
| 3. blew | <u>blue</u> |
| 4. no | <u>know</u> |
| 5. hav | <u>have</u> |
| 6. geve | <u>give</u> |
| 7. too | <u>to</u> |
| 8. Moov | <u>Move</u> |

Page 46

1. two
 2. too
 3. to
-
1. blew
 2. blue
-
1. know
 2. no

Page 47

- short vowel above have live give
long vowel know save
sound of o in to
- | | |
|------|------|
| blew | move |
| blue | too |
| do | two |

- | | | |
|----------------|----------------|---------------|
| 1. <u>gave</u> | 4. <u>knew</u> | 7. <u>had</u> |
| 2. moved | 5. <u>blew</u> | 8. saved |
| 3. lived | 6. <u>did</u> | |

- | | |
|----------|----------|
| 1. moved | 3. blew |
| 2. know | 4. saved |

Page 49

~~m b a l l o o n o f f x l
i l l z i p m i d d l e
s o s w i l l i n g i z t
s c a s s y z g o o f a t
e t s t i l l i u v f d e
d g i p a s t i p p e d r
c o l r o w s n o p r e p
a z l e t t r i n e e d r
r o a t t e r n p l n r e
r o p t d i f f u p t z t
y f e y o s p e l l i n g~~

These words should be circled:

- | | |
|--------------|------------|
| 1. missed | 6. pattern |
| 2. balloon | 7. carry |
| 3. pretty | 8. off |
| 4. letter | 9. zipper |
| 5. different | |

Page 50

- | | |
|----------------|------------------------|
| 1. spelling | 5. carry |
| 2. Mississippi | 6. letter |
| 3. balloon | 7. different or middle |
| 4. zipper | 8. pattern |

Page 51

1. t ed d
2. carry, pretty
3. spell—no change
carry—change y to i, add ed

- | | |
|--------------|-----------------|
| 1. miss ing | 7. mid dle |
| 2. bal loon | 8. will ing |
| 3. spell ing | 9. zip per |
| 4. pret ty | 10. car ry |
| 5. add ed | 11. pat tern |
| 6. let ter | 12. dif fer ent |

Page 53

- | | |
|-------|-------|
| 1. mm | 7. l |
| 2. m | 8. ll |
| 3. tt | 9. m |
| 4. t | 10. m |
| 5. d | 11. k |
| 6. pp | 12. v |

- | | |
|-------------|--------------|
| 1. swimming | 6. happened |
| 2. getting | 7. happening |
| 3. coming | 8. joked |
| 4. having | 9. smiled |
| 5. doing | 10. came |

- started
- received
- smiling

Page 54

- | | |
|--------------|-----------|
| 1. swam | 3. coming |
| swimming | came |
| 2. happening | 4. smiled |
| happened | smiling |

Page 55

- | | |
|----------------|-----------------|
| 1. joked | 7. smiled |
| 2. <u>swam</u> | 8. <u>had</u> |
| 3. happened | 9. received |
| 4. ended | 10. <u>hid</u> |
| 5. <u>came</u> | 11. called |
| 6. <u>did</u> | 12. <u>flew</u> |

- swimming—double *m*
- getting—double *t*
- receiving—drop *e*, add *ing*
- coming—drop *e*, add *ing*
- having—drop *e*, add *ing*
- doing—no change
- smiling—drop *e*, add *ing*
- ending—no change
- happening—no change
- starting—no change
- joking—drop *e*, add *ing*

Page 57

- | | |
|-------|-------|
| yaw | close |
| thees | niece |
| neice | way |
| hows | these |
| anme | tried |
| locse | mean |
| deirt | show |

- | | |
|---------|---------|
| beuc | price |
| ripce | float |
| mitgh | cube |
| foalt | uniform |
| niarb | brain |
| formuni | stayed |
| edstay | might |

- | | |
|--------------|----------------|
| 1. youniform | <u>uniform</u> |
| 2. Cloze | <u>Close</u> |
| 3. mite | <u>might</u> |
| 4. kube | <u>cube</u> |
| 5. staid | <u>stayed</u> |
| 6. tried | <u>tried</u> |
| 7. shoo | <u>show</u> |
| 8. flote | <u>float</u> |

Page 58**Across**

- mean
- price
- uniform
- close
- these

Down

- niece
- brain
- float
- cube
- stay

Page 59

- | | | |
|------|-------|-------|
| 1. a | 6. a | 11. u |
| 2. e | 7. e | 12. a |
| 3. e | 8. o | 13. i |
| 4. o | 9. i | |
| 5. o | 10. u | |

- stayed—no change
- tried—*y* to *i*, add *ed*
- floated—no change
- showed—no change
- cried—*y* to *i*, add *ed*
- hurried—*y* to *i*, add *ed*
- planted—no change
- worried—*y* to *i*, add *ed*

- baked
- scurried

Page 61

These words should be circled:
 children with search
 think push where
 whole sure who
 teacher

These words should be marked.
 Correct spellings are underlined.

- Hoo Who
htat that
hole whole
- childrun children
poosh push
- finnish finish
shurt short
- tink think
serch search
- teecher teacher
together together

Page 62

- | | |
|---------------|-------------------|
| 1. teacher | 6. whole |
| children | short |
| 2. everywhere | together |
| 3. think | 7. new, who, shoe |
| 4. finish | 8. show, sure |
| 5. search | |

Page 63

- | | |
|--------------------|--------------------|
| 1. <u>children</u> | 7. <u>together</u> |
| 2. <u>search</u> | 8. <u>push</u> |
| 3. <u>think</u> | 9. <u>teacher</u> |
| 4. <u>whole</u> | 10. <u>with</u> |
| 5. <u>where</u> | 11. <u>short</u> |
| 6. <u>finish</u> | 12. <u>who</u> |

- | | | |
|------|-------|-------|
| 1. 3 | 6. 1 | 11. 1 |
| 2. 1 | 7. 1 | 12. 2 |
| 3. 1 | 8. 3 | 13. 1 |
| 4. 2 | 9. 1 | 14. 1 |
| 5. 1 | 10. 2 | 15. 1 |

Page 65

everybody
vanhomework
errortoday
rwithouryote
youiheroseet
outnoqudecbh
newttuuylooi
eupontoarman
maybe
outsidedo
basketballin

These words should be marked.
Correct spellings are underlined.

- homewerk homework
- misef myself
- owtside outside
- skatbord skateboard
- Everbody Everybody
- baskutball basketball
- Evrywon Everyone
- sumthing something
- erthquak earthquake
- wifout without
- Maybee Maybe

Page 66

- basketball, skateboard
- earthquake, outside
- homework, today
- Something, into
- upon
- become
- without
- Everyone or Everybody, myself

Page 67

- into
- today
- without
- something
- become
- upon
- maybe
- outside
- basketball
- homework

- basketball
- become
- earthquake
- everybody
- everyone
- homework
- into
- myself
- maybe
- outside
- skateboard
- something
- today
- upon
- without

Page 69

- awful
- called
- mall
- song
- small
- along
- rough
- longer
- straw
- drawing
- strongest
- falling

These words should be marked.
Correct spellings are underlined.

- ahful awful
- smal starw small straw
- drawn stronust drawing strongest
- bawght moll bought mall
- longar sogn longer song

Page 70

- awful
- straw
- mall
- drawing
- touch, stuff, rough
- bought
- small
- rough
- longer
- strongest
- b

Page 71

- awful called tough
mall song along
rough bought straw
strongest falling brought
small drawing longer

- stronger strongest
- longer longest
- smaller smallest
- rougher roughest
- tougher toughest

- strongest
- smaller
- roughest
- toughest
- longer

Page 73

- lady
- family
- only
- surprises
- ladies
- study
- finally
- story
- studied
- surprise

These words should be marked. Correct spellings are underlined.

- suprise surprise
- shoos shoes
- cried cried
- family family
- ladys ladies
- storie story
- finelly finally
- studied studied

Page 74

- surprise
- ladies
- finally
- study
- shy
- family
- surprises
- cried

Page 75

- y says i** **y says e**
cry lady
shy study
why only
fly story
my family
try funny

Note: Some children find the idea of dropping *silent e* before adding *es* confusing. You may choose to accept "add s" as correct answers for numbers 4 and 7.

- ladies - y to i, add es
- toys - add s
- stories - y to i, add es
- shoes - drop e, add es
- families - y to i, add es
- rockets - add s
- nieces - drop e, add es

- ladies
- nieces

Page 77

fgiruthchf
lookedrocu
foodookool
tdptchewol
ruuubrookm
uesptathih
eschoolxee
nostoodlmw

These words should be marked.
Correct spellings are underlined.

- | | |
|-----------|-----------------|
| 1. loked | <u>looked</u> |
| 4. futbal | <u>football</u> |
| 5. cookee | <u>cookie</u> |
| 6. fud | <u>food</u> |
| 8. poot | <u>put</u> |
| 10. schol | <u>school</u> |
| 12. deu | <u>due</u> |
| 14. troo | <u>true</u> |
| 15. ruum | <u>room</u> |

Page 78

Across

1. food
3. football
7. brook
9. chew
10. good

Down

1. full
2. cookie
4. truth
5. looked
6. true
8. school

Page 79

u in push

- looked
- good
- brook
- football
- cookie
- stood
- full
- put

o in do

- food
- school
- truth
- room
- true
- chew
- due

- | | |
|----------|----------|
| 1. full | 4. put |
| 2. good | 5. truth |
| 3. stood | 6. true |

1. full
2. put
3. stood

Page 81

- | | |
|---------------|-----------|
| 1. yoil | voice |
| 2. cevoi | oily |
| 3. soyter | boy |
| 4. joyen | voyage |
| 5. yob | oyster |
| 6. agevoy | loyal |
| 7. loyla | enjoy |
| 8. ocin | coin |
| 9. ingpoint | joined |
| 10. cocholate | choice |
| 11. edjoin | chocolate |
| 12. oichce | pointing |
| 13. sonpoi | destroy |
| 14. troydes | poison |

These words should be marked. Correct spellings are underlined.

- | | |
|------------|------------------|
| 1. choyse | <u>choice</u> |
| chocklate | <u>chocolate</u> |
| 2. injoy | <u>enjoy</u> |
| voyege | <u>voyage</u> |
| 3. distroy | <u>destroy</u> |
| poisen | <u>poison</u> |
| 4. doy | <u>boy</u> |
| oister | <u>oyster</u> |
| 5. coyn | <u>coin</u> |
| chose | <u>choose</u> |

Page 82

1. oysters, voyage
2. Chocolate, choice
3. boy, destroy
4. pointing, coin
5. voice
6. poison
7. enjoy, loyal

Page 83

boy oyster poison coin

- | | |
|-----------|-------------|
| 1. oily | 5. pointing |
| 2. choice | 6. destroy |
| 3. voice | 7. enjoy |
| 4. loyal | 8. joined |

- | | | |
|-------------|----------|-----------|
| 1. points | pointed | pointing |
| 2. joins | joined | joining |
| 3. smiles | smiled | smiling |
| 4. finishes | finished | finishing |

1. smiling
2. points
3. finishes
4. joining

Page 85

- | | |
|-----------|-------------|
| 1. don't | 7. let's |
| 2. didn't | 8. they're |
| 3. I'll | 9. we're |
| 4. that's | 10. doesn't |
| 5. it's | 11. o'clock |
| 6. can't | 12. won't |

These words should be marked. Correct spellings are underlined.

- | | |
|-----------|----------------|
| 1. din't | <u>didn't</u> |
| 2. were | <u>we're</u> |
| 3. duzn't | <u>doesn't</u> |
| 4. Their | <u>They're</u> |
| 5. Tat's | <u>That's</u> |
| 6. Its | <u>It's</u> |
| 7. kan't | <u>can't</u> |
| 8. A'll | <u>I'll</u> |

Page 86

Across

3. o'clock
6. doesn't
7. won't
8. wouldn't
10. they're
11. it's

Down

1. don't
2. I'll
4. can't
5. let's
6. didn't
8. we're
9. that's

Page 87

1. will not, do not
2. its
3. 's—is, us
n't—not
're—are
4. I'll

contraction

missing letters

- | | |
|-------------|----|
| 1. don't | o |
| 2. we're | a |
| 3. they're | a |
| 4. it's | i |
| 5. wouldn't | o |
| 6. can't | no |
| 7. I'm | a |
| 8. that's | i |
| 9. doesn't | o |
| 10. didn't | o |
| 11. I'll | wi |
| 12. let's | u |

Page 89

- | | | |
|------------------|------------------|--------------------|
| 1. <u>town</u> | 6. <u>cousin</u> | 11. <u>around</u> |
| 2. <u>house</u> | 7. <u>about</u> | 12. <u>grown</u> |
| 3. <u>group</u> | 8. <u>own</u> | 13. <u>country</u> |
| 4. <u>found</u> | 9. <u>below</u> | 14. <u>should</u> |
| 5. <u>follow</u> | 10. <u>would</u> | 15. <u>ground</u> |

These words should be marked.
Correct spellings are underlined.

- | | |
|----------|-----------------|
| kussin | <u>cousin</u> |
| grup | <u>group</u> |
| toun | <u>town</u> |
| fallowed | <u>followed</u> |
| bello | <u>below</u> |
| arownd | <u>around</u> |
| groun | <u>ground</u> |
| cuzin's | <u>cousin's</u> |
| howse | <u>house</u> |

These words should be marked.
Correct spellings are underlined.

- 2. cartun carton
- 3. sereal cereal
- 4. citee city
- 6. koast coast
- 8. danjer danger
- 9. fase face
- 11. gawn gone
- 13. gard guard
- 15. huje huge

Page 102

Pictures will vary, but must reflect the meaning of the phrase.

- 1. guard
- 2. City
- 3. Danger
- 4. guess, age
- 5. clean
- 6. giant

Page 103

| s | k | j | g |
|--------|--------|--------|-------|
| cereal | carton | age | gone |
| city | clean | danger | goose |
| face | coast | giant | guard |
| | could | huge | guess |

- 1. guess
- 2. city
- 3. huge
- 4. danger
- 5. gone
- 6. clean

- 1. danger, safety
- 2. know, guess
- 3. tiny, huge or giant
- 4. present, gone

Page 105

- 1. word
- 2. work
- 3. girl
- 4. learn
- 5. fire
- 6. were
- 7. nurse
- 8. bird
- 9. world
- 10. jury
- 11. first
- 12. wear
- 13. turned
- 14. stirred
- 15. here

These words should be marked.
Correct spellings are underlined.

- wurk work
- tirned turned
- frie fire
- Ferst First
- herd heard
- gril girl
- nerse nurse
- gerl girl
- lurn learn
- nurs nurse

Page 106

- 1. nurse
- 2. world
- here
- stirred
- 3. word
- 4. jury
- 5. b
- 6. first
- work
- girl
- here

Page 107

- 1. first
- 2. learn
- 3. turned
- 4. girl
- 5. word
- 6. were
- 7. faster
- 8. work
- 1. nurse
- 2. bird
- 3. were
- 4. world
- 5. learn
- 6. quicker
- 7. word
- 8. stirred
- 1. wear
- 2. were
- 3. work
- 4. first
- 5. girl
- 6. learn
- 7. word
- 8. fire
- 9. nurse

- 1. wear
- 2. were
- 3. work
- 4. nurse

Page 109

- 1. far ~~th~~
- 2. lar ~~n't~~
- 3. nor ~~m~~
- 4. are ~~re~~
- 5. sta ~~ge~~
- 6. warn ~~fore~~
- 7. be ~~ner~~
- 8. part ~~ing~~

- 1. farm
- 2. large
- 3. north
- 4. aren't
- 5. stare
- 6. warning
- 7. before
- 8. partner

These words should be marked.
Correct spellings are underlined.

- 1. arent aren't
- 3. mor more
- 4. charte chart
- 6. narth north
- 7. stayr stare
- 9. befor before
- 11. hourse horse
- 12. partnur partner
- 15. larje large

Page 110

- 1. partner, before
- 2. large, farm
- 3. start, morning
- 4. warning, chart
- 5. Aren't, care, horse
- 6. stare
- 7. hard

Page 111

- 1. partner
- 2. north
- 3. morning
- 4. care
- 5. hard
- 6. aren't
- 7. before
- 8. warning
- 9. stare
- 10. large
- 11. more
- 12. chart
- 13. start
- 14. horse
- 15. farm

- hard
- large
- more
- before
- north
- morning
- start

- large, tiny
- morning, evening
- south, north
- before, after

Page 113

w a n t e d e d b e c
 t h o u g h t l e s s
 h r t a u g h t c w o
 r e w a t e r o a o n
 e w a a n d o o u n c
 w f a u l t u n s f e
 w a t c h k g w e u t
 o n c a u g h t x l e
 n w o n d e r f u l d

These words should be marked.
 Correct spellings are underlined.

- wundir wonder
- walck walk
- wunce once
- becuz because
- tawght taught
- watur water
- fawlt fault
- throo threw/through
- wach watch
- onederful wonderful

Page 114

- through
threw
- caught taught
threw through
- a
- once
- wonderful
- caught taught
threw wanted

Page 115

wu in won wa in wall

- | | |
|-----------|--------|
| one | wanted |
| wonderful | water |
| wonder | watch |
| once | walk |

aw in fawn oo in too

- | | |
|---------|---------|
| thought | threw |
| because | through |
| caught | |
| fault | |
| taught | |

- wonderful
- thoughtless
- thoughtful
- joyful
- helpless
- helpful

Page 117

- | | |
|-----------|-----|
| 1. co | y |
| 2. calen | ber |
| 3. part | lor |
| 4. ev | dar |
| 5. num | ery |
| 6. o | gar |
| 7. doc | dor |
| 8. for | tor |
| 9. su | ty |
| 10. weath | ter |
| 11. li | ter |
| 12. bet | ar |
| 13. af | er |

- color
- calendar
- party
- every
- number
- odor
- doctor
- forty
- sugar
- weather
- liar
- better
- after

These words should be marked.
 Correct spellings are underlined.

- | | |
|-------------|-----------------|
| 1. calender | <u>calendar</u> |
| doller | <u>dollar</u> |
| 2. partie | <u>party</u> |
| fourty | <u>forty</u> |
| 3. bettir | <u>better</u> |
| doctur | <u>doctor</u> |
| 4. nummer | <u>number</u> |
| 5. Evry | <u>Every</u> |
| oder | <u>odor</u> |

Page 118

- liar ar after er doctor or
- long e
- doctor
- liar
- A calendar tells the date.
- sugar
- every
- after better

Page 119

- | | | |
|---------------|-----------------|---------------|
| <u>color</u> | every | <u>better</u> |
| <u>odor</u> | <u>calendar</u> | <u>sugar</u> |
| <u>dollar</u> | watch | stare |
| march | <u>number</u> | <u>liar</u> |
| store | <u>weather</u> | <u>after</u> |

- col or
- cal en dar
- bet ter
- dol lar
- store
- num ber
- par ty
- li ar
- weath er
- o dor
- af ter
- sug ar

Page 121

- | | | |
|---------|-------|-------|
| 1. Fri | phan | |
| 2. fa | ew | |
| 3. or | day | |
| 4. neph | nough | |
| 5. e | ther | |
| 6. pho | pi | py |
| 7. al | hap | bet |
| 8. un | to | graph |
| 9. hap | pha | ly |

1. Friday
2. father
3. orphan
4. nephew
5. enough
6. photograph
7. alphabet
8. unhappy
9. happily

These words should be marked.
Correct spellings are underlined.

1. fone phone
2. haf half
3. alfabet alphabet
5. fotograph photograph
6. fadder father
7. nefew nephew
9. orfan orphan
11. enuf enough
12. Fritay Friday

Page 122

1. photograph
2. orphan
3. alphabet
4. enough
5. cough
6. father, nephew
7. enough, stuff
8. photograph, alphabet

Page 123

1. phone
2. enough
3. orphan
4. father
5. Friday
6. nephew
7. half
8. graph
9. alphabet
10. photograph

1. photograph
2. alphabet
3. half, Father

1. slowly, carefully
2. darkness
3. happily
4. kindness, happiness

Page 125

g h o s t k n e w z
n e i g h b o r r w
k x g g i r l e i r
n w n n h k i w t a
o r o a a g m r t p
t o t t s w b a e p
u n k n o w n o n e
o g u m c l i m b r
i n u n w r a p g o

These words should be marked.
Correct spellings are underlined.

1. gost ghost
2. naybor neighbor
3. hi high
6. knoo knew
7. unknone unknown
9. rong wrong
11. enwrap unwrap
12. clim climb
14. naw gnaw

1. not knot
2. nats gnats
3. lim limb

Page 126

- | | |
|---------------|-------------|
| Across | Down |
| 1. unknown | 2. neighbor |
| 4. climb | 3. wrong |
| 6. unwrap | 5. written |
| 8. ghost | 7. gnat |
| 9. knot | 8. gnaw |

Page 127

^{*}ghost ^{*}knew ^{*}wrong
^{*}high ^{*}write ^{*}unwrap
^{*}gnaw ^{*}knot ^{*}climb
^{*}limb ^{*}unknown ^{*}gnat

1. rewrap
2. unknown
3. unsure
4. rewrite
5. Unwrap
6. repaint

Page 129

1. useful
2. useless
3. quietly
4. worthless
5. smarter
6. slowly
7. joyful
8. faster
9. careful
10. careless
11. fearful
12. fearless

These words should be marked.
Correct spellings are underlined.

1. slooly slowly
2. joyfull joyful
3. useles useless
4. happyest happiest
5. fearless fearless
- quikly quickly

Page 130

1. b
2. c
3. slowly useless
- careful happiest
4. fearful
5. careless

Page 131

1. fastest—no change
2. happiest—y to i, add est
3. quickest—no change
4. funniest—y to i, add est
5. saddest—double consonant
6. biggest—double consonant
7. smartest—no change
8. silliest—y to i, add est

1. careful, careless
2. fearless, fearful
3. useless, useful

1. faster, fastest
2. slower, slowest

Page 133

m e a s u r e e a a
o n e h e a r d n n
t r y i e l f s o b
h x n e n d i e t r
e e e l a h e a h e
r a a d o r l r e a
n t r e a d l r k
f r i e n d l y o r
a n o b r o t h e r

These words should be marked.
Correct spellings are underlined.

1. muther, bruther mother, brother
2. hurd, frend heard, friend
3. herd, feeld heard, field

4. Erly, yeer Early, year
 5. eta, unother eat, another

Page 134

- | | |
|---------------|-------------|
| Across | Down |
| 3. brother | 1. shield |
| 4. eat | 2. friend |
| 6. measure | 3. break |
| 7. heard | 4. early |
| 8. year | 5. turned |
| 10. field | 7. head |
| 11. mother | 9. near |

Page 135

- | | | | |
|---------------|---------------|----------------|--------------|
| long e | long a | short e | schwa |
| eat | break | head | another |
| near | | measure | mother |
| field | | | brother |
| shield | | | |
| year | | | |

Answers will vary, but may include:

- | | | | |
|---------------|-------------|-------------|-------------|
| <u>o</u> ther | <u>ea</u> d | <u>ea</u> t | <u>ea</u> r |
| mother | read | beat | hear |
| brother | head | seat | near |
| another | lead | neat | year |
| smother | thread | wheat | fear |

Page 137

- | | |
|-----------|-------|
| 1. raw | their |
| 2. ousp | soup |
| 3. threi | there |
| 4. heret | war |
| 5. ightn | write |
| 6. ritwe | night |
| 7. twai | right |
| 8. peice | wait |
| 9. rou | piece |
| 10. hrou | wrote |
| 11. ritgh | hour |
| 12. rwote | our |

These words should be marked. Correct spellings are underlined.

1. rite, their right, there
 2. night, nite knight, night
 3. weight, howr wait, hour
 4. Hour, nitgh Our, night
 5. peace, there piece, their
 6. right, soop write, soup

Page 138

- their, there
- knight's, night
- write, right
- hour, our
- weight
- piece, peace
- wrote

Page 139

- | | | |
|---------------|---------------|---------------|
| long a | long i | long e |
| weight | nigh | piece |
| wait | knigh | flee |
| plain | write | peace |
| plane | right | beach |
| stair | sigh | flea |
| stare | site | beech |

- write
- night
- there
- right
- peace
- piece

- write, erase
- peace, war

Page 141

- | | | |
|---------|------|------|
| 1. a | se | nts |
| 2. un | ute | |
| 3. pre | gain | st |
| 4. peo | til | |
| 5. min | ple | |
| 6. beau | ca | ber |
| 7. va | read | ful |
| 8. re | ti | al |
| 9. al | pit | y |
| 10. hos | mem | tion |

- against
- until
- presents
- people
- minute
- beautiful
- vacation
- remember
- already
- hospital

These words should be marked. Correct spellings are underlined.

- | | |
|--------------|------------------|
| 2. alright | <u>all right</u> |
| 3. strate | <u>straight</u> |
| 5. presunts | <u>presents</u> |
| 6. bootiful | <u>beautiful</u> |
| 7. favrute | <u>favorite</u> |
| 9. peeple | <u>people</u> |
| 10. vacashun | <u>vacation</u> |
| 12. remimber | <u>remember</u> |
| 13. hospitul | <u>hospital</u> |
| 14. minite | <u>minute</u> |

Page 142

- | | |
|---------------|--------------|
| Across | Down |
| 4. presents | 1. hospital |
| 7. vacation | 2. straight |
| 8. clothes | 3. beautiful |
| 9. already | 5. people |
| 10. remember | 6. favorite |
| 12. against | 11. minute |

Page 143

- | | |
|----------|-----------|
| favorite | until |
| remember | against |
| straight | all right |
| hospital | until |
| already | clothes |
| minute | people |
| vacation | |

- a gainst 2
- pres ents 2
- beau ti ful 3
- air 1
- fa vor ite 3
- clothes 1
- peo ple 2
- va ca tion 3
- min ute 2
- straight 1
- hos pi tal 3
- al read y 3
- re mem ber 3
- un til 2

