

Т.И. Ольховик



ENGLISH PICTURE BOOK

Form **I**

Part **I**

Т.І. ОЛЬХОВИК

АНГЛІЙСЬКА МОВА В МАЛЮНКАХ

1 клас • 1 частина

Суми
ТОВ НВП "Росток А.В.Т."
2011

УДК 373.3:811.111+811.111](075.2)

ББК 81.2 АНГЛ-922

О 56

Рекомендовано Міністерством освіти України
(Лист № 1/11-510 від 01.04.97).

О 56 **Ольховик Т. І.**
Англійська мова в малюнках. 1 клас. 1 частина./Ольховик Т. І. – С. :
ТОВ НВП “Росток А.В.Т.”, 2011. – 44 с.

ББК 81.2 АНГЛ-922

ISBN 978-966-2091-19-9

ISBN 978-966-2091-20-5

© Ольховик Т.І., 2007

© ТОВ НВП “Росток А.В.Т.”, 2007

Lessons 1, 2

Ex. Look and say.



Ex. Look and do.



Ex. Look and do.











Ex. Look and do.




Lessons 3-6

Ex. Look and say.

			
<p>This is me. I am a boy. My name is Mike.</p>	<p>This woman is my mother. Her name is Hanna Petrivna.</p>	<p>This man is my father. His name is Victor Ivanovich.</p>	<p>This girl is my sister. Her name is Olena. She is a little girl.</p>
			
<p>This is my grandmother.</p>	<p>This is my grandfather.</p>	<p>This is my uncle Roman.</p>	<p>This is my aunt Nelly.</p>




Ex. Paste on the pictures of your family
and tell something about them.



Ex. Look and say.



Ex. Look and recite the poem “My family”.

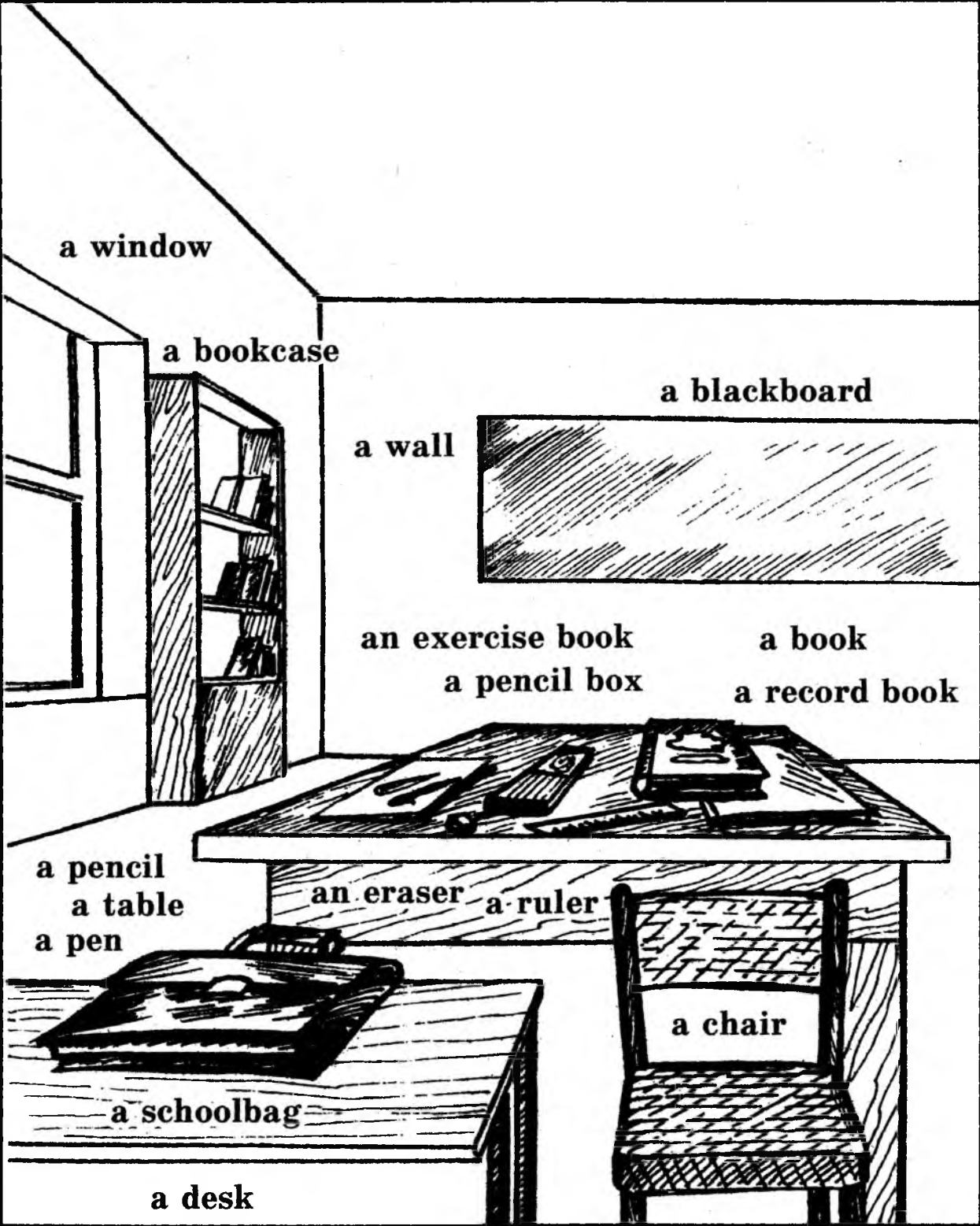


This is my father.
This is my mother.
This is my brother
Paul.
This is my sister.
This is my uncle.
How I love them all.


Ex. Look and do.



Lessons 7-10




Ex. Look and do.




Ex. Learn the poem and answer the teacher's questions: "What's this?", "What's that?"

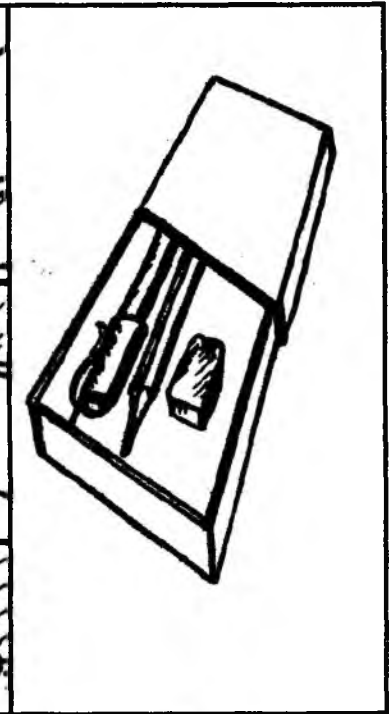

- What's this?
- It's a schoolbag.
- What's that?
- It's a pencil.
- What's this? _____
- It's a pen for a pupil I am.



Ex. A game: "What's this?"





Ex. Look, point and say.



near

in




on

under

Lessons 11-14

Ex. Look and say.



It is spring.

It is summer.



It is autumn.

It is winter.

**Spring is green.
Summer is bright.**

**Autumn is yellow.
Winter is white.**

Ex. Look and say.



It is a green (yellow, red, brown) leaf.

Ex. Look at the bunch of autumn leaves and draw.

<p>a red leaf</p>	
<p>a brown</p>	
<p>a green leaf</p>	
<p>a yellow leaf</p>	


Ex. Look and say.




The sky is blue.



The sky is grey.




The sky is dark.




The sky is bright.

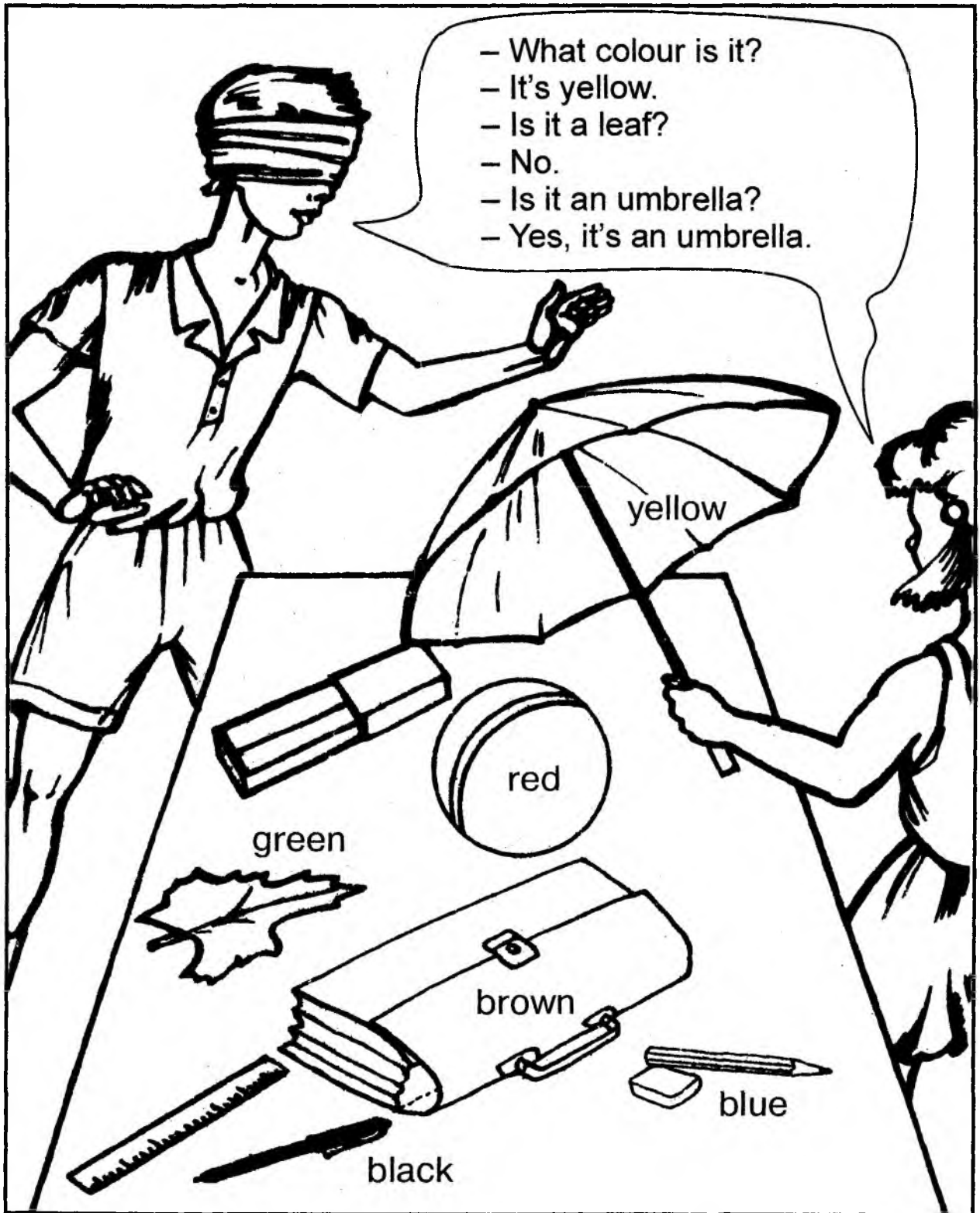
Ex. Dramatize.















Ex. Look and say: I see...



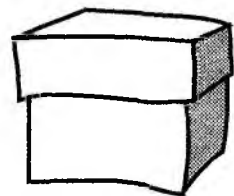

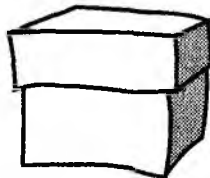
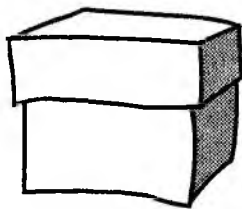
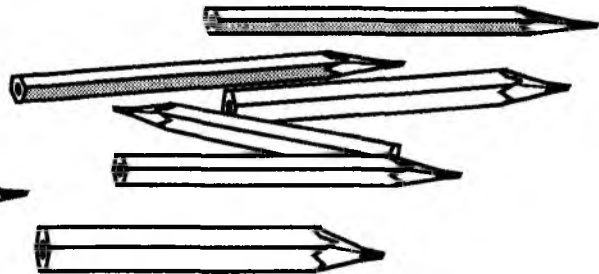
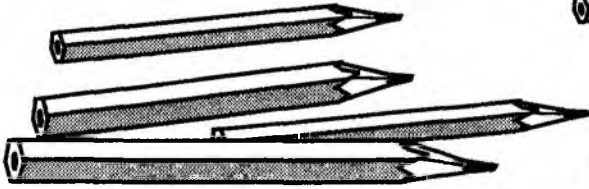
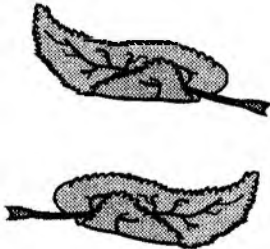

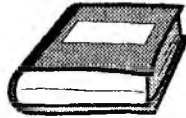

Ex. A puzzle: “What colour is it?”



Ex. Look and do.

		
Stand straight.	Hands up!	Hands down!
		
Hands on hips.	Bend right.	Bend left.
		
Hands forward!	Hands on shoulders place!	Hands to the sides!
		
On the spot jump!	On the spot march!	Sit down!

Ex. Count.



Lessons 15-18

Ex. What is the weather like?




cold




hot




warm



cool




rainy




sunny

Ex. What is the weather like in ... ?



September



October




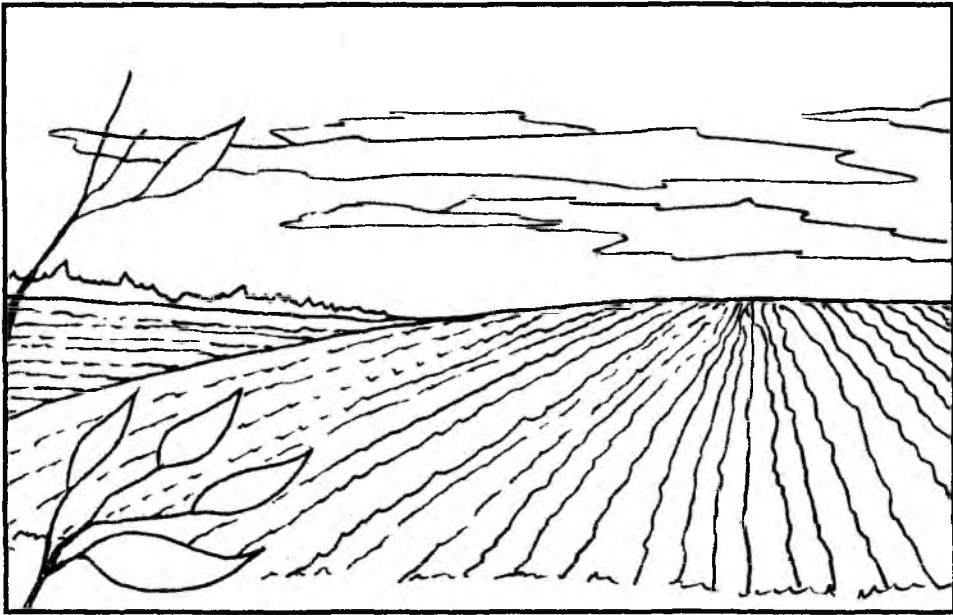
November

Lessons 19-22


Ex. Prove that autumn is a tasty season.



Ex. Tell about autumn field and river.





Ex. Listen to the story and draw ...



Ex. Look and say:



This is a cat. It is black. It is not grey. The cat is a domestic animal. I like the cat. It lives in my house.




Ex. Look and say.

One, one, one,
Little dogs run.
Two, two, two,
Cats see you.


Three, three, three,
Birds on the tree.
Four, four, four,
Chicks on the floor.





Ex. Can you draw animals?



Ex. Agree.



Ex. A game: "Correct the mistake."









Ex. Look and say.





I have a pet. It is a Its name is



Ex. Remember.

	
a sheep	sheep
	
a goose	geese
	
a mouse	mice

Ex. Count and say: "I see ... geese".

			
I see ... geese.	... sheep.	... cat.	... mice.


Ex. Look and say.




1) One dog is under a tree.




2) Two geese are for you and me.




3) Three sheep are near the door.




4) Four puppies are on the floor.



5) Five hens are in the box.




6) Six chickens




7) and a horse,



8) Seven cows are near the house.



9) 9 birds are in the nest.



10) Eight cats and a mouse.

Lessons 29-32

Ex. Look and say:



This is a wolf.
The wolf is a wild animal.



a bear



a hare




a crocodile




a zebra




an elephant



a giraffe



a lion



a tiger



a monkey



a fox

Ex. Seven riddles.

①

I am black.
My tail is long.
I live in a house.
I am a ...



a crocodile

②


I am big.
I am grey.
My tail is short.
My nose is long.
I live in the forest.
I am an ...



a giraffe

③


I am tall.
I am yellow and brown.
My neck is long.
I am a ...



a cat

4

I am green.
I am angry.
I live in the river.
I am a ...



a cow

5


I am brown.
My tail is long.
I am funny.
I am a ...



a fox

6

I am brown and
white. I am big.
I live on a farm.
I am a ...



an elephant

7

I am red.
I am nice.
My tail is long.
I live in the forest.
I am a ...



a monkey

Ex. Look and say:



**I have a hare,
I have a bear,
My toys are here,
My toys are there.**

**I have a horse,
I have a fox,
I have a brown cow,
I have a hen,
I have a sheep,
I am playing now.**

Навчальне видання

Ольховик Тетяна Іванівна

**АНГЛІЙСЬКА МОВА
в малюнках**

1 клас, 1 частина

*Редактор
Технічний редактор*

**О.П. Гриценко
Р.С. Мельник**

Підписано до друку 05.07.11. Формат 84x108/16. Папір офсетний. Друк
офсетний. Умовн.-друк. арк. 4,62. Обл.-вид.арк. 4,59. Тираж 1100 прим.
Вид. № 51. Зам. № 51. Ціна договірна.

ТОВ НВП "Росток А.В.Т."
40004, м. Суми, вул. Металургів, 3
тел. (0542) 25-13-87
Свідоцтво ДК № 2545 від 29.06.2006 р.

Віддруковано ФОП Гриценко О. П.
40004, м. Суми, вул. Металургів, 9/1, 65
Свідоцтво ДК № 2782 від 01.03.2007 р.