

Т.И. ОЛЬХОВИК



ENGLISH PICTURE BOOK

Form **1**

Part **2**

Т.І. ОЛЬХОВИК

АНГЛІЙСЬКА МОВА

В МАЛЮНКАХ

1 клас • 2 частина

Суми
ТОВ НВП "Росток А.В.Т."
2011

УДК 373.3:811.111+811.111(075.2)

ББК 81.2 АНГЛ-922

О 56

Рекомендовано Міністерством освіти України

(Лист № 1/11-510 від 01.04.97).

О 56

Ольховик Т. І.

**Англійська мова в малюнках. 1 клас. 2 частина./Ольховик Т. І. – С. :
ТОВ НВП "Росток А.В.Т.", 2011. – 48 с.**

ББК 81.2 АНГЛ-922

ISBN 978-966-2091-19-9


ISBN 978-966-2091-21-2

© Ольховик Т.І., 2007

© ТОВ НВП "Росток А.В.Т.", 2007

Lessons 33-38

Ex. Learn the poem “Winter” by heart.



Winter is snowy,
Winter is frosty.
The ground is white
All day and all
night.

This is the season
When children can ski,
Play snowballs
And dance round
the New Year tree.


Ex. Look and say: I like to ... ; I can



skate




ski



play hockey



make a snowman



play snowballs



sledge

Ex. Look at the picture. Make up a story.



I see a snow-
man in the
picture.

The snowman
is funny.

It is big and
funny.

I like the snow-
man. I like to
make a snow-
man in winter.



Ex. Draw winter and tell the story.



Ex. Learn the poem:



Have a look!
This is Kate.




She can ski,
She can skate.

We begin to learn the **ABC**
It is interesting for you and me,
ABC - These are capital letters
You must know,
abc - Those are small ones
Which cannot grow.

Ex. Write:

Aa [ei] **Aa** Aa Aa Aa
Bb [bi:] **Bb** Bb Bb Bb
Cc [si:] **Cc** Cc Cc Cc

Ex. Ask: Can you ... well?
Answer: Yes, I can. (No, I can't).



Ex. Look at the picture.
Make up a story about winter.




Ex. Learn the letters:

Dd, Ee

Today we meet with **Dd** and **Ee**.

Dd is for a “doctor”,
Who comes to see
you and me.



Ex. Write:

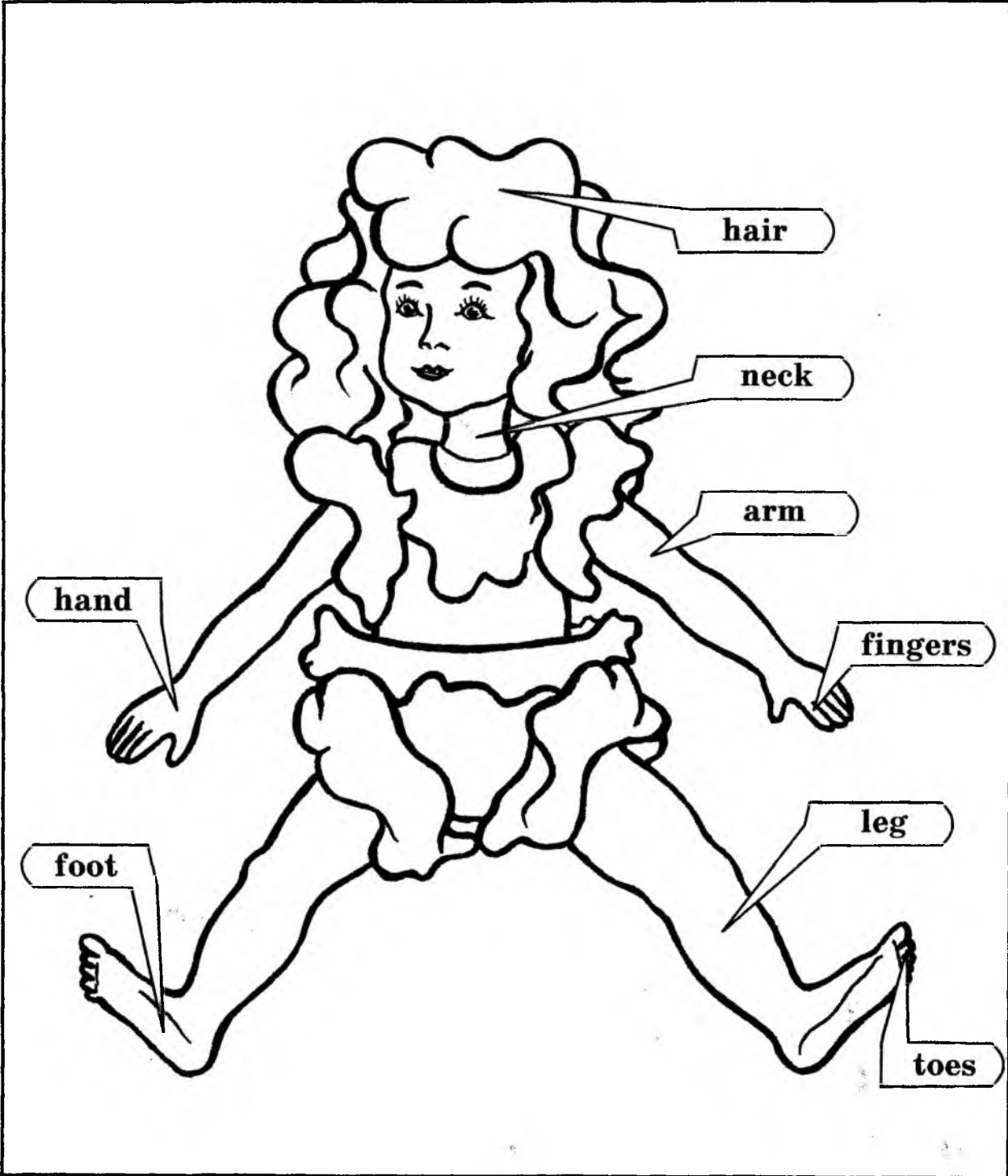
Dd [di:] **Dd** Dd Dd Dd

Ee [i:] **Ee** Ee Ee Ee

Aa, Bb, Cc, Dd, Ee

Lessons 39-46

Ex. Remember:



Ex. Learn the poem:

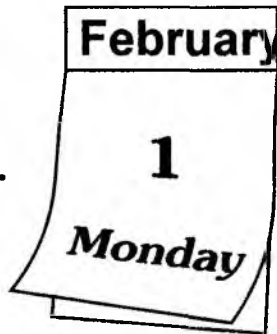


My doll is so pretty,
Her eyes are so blue,
Her cheeks are so rosy,
Her dress is so new!

Ex. Learn the letters:

The next letters are **Ff, Gg.**

Ff is for
the third
winter month.



Gg is for
“gymnastics”.
I do it with
my class.



Ex. Write:

Ff [ef] **Ff** Ff Ff Ff

Gg [dʒi:] **Gg** Gg Gg Gg

Ex. A game: This is my

This is my head ...



**This is my head
and this is my
face ...**



**This is my head,
and this is my face,
and this is my
nose ...**



**This is my head,
and this is my face,
and this is my nose,
and this is my
hair ...**




**This is my head
and this is my face,
and this is my nose,
and this is my hair,
and this is my eye ...**



**This is my head
and this is my face,
and this is my nose,
and this is my hair,
and this is my eye,
and this is my
ear ...**



**This is my head
and this is my face,
and this is my nose,
and this is my hair,
and this is my eye,
and this is my ear,
and this is my
tooth ...**



**This is my head
and this is my face,
and this is my nose,
and this is my hair,
and this is my eye,
and this is my ear,
and this is my tooth,
and this is my
forehead [ˈfɒrɪd] ...**



**This is my head
and this is my face,
and this is my nose,
and this is my hair,
and this is my eye,
and this is my ear,
and this is my tooth,
and this is my forehead,
and this is my foot.**



Ex. Look and remember:



Lips.



Eyelashes and eyebrows.



The face is round.



The face is oval.



He is tall.



He is thin.



He is fat.

Ex. Look and say. Learn the poem.



Mr. Hall



Mr. Lynn



Mr. Cort


Mr. Pratt




**Mr. Lynn is very thin,
Mr. Pratt is very fat,
Mr. Cort is very short,
Mr. Hall is very tall.**

- Who is thin?
- Mr. Lynn.
- Who is fat?
- Mr. Pratt.
- Who is short?
- Mr. Cort.
- Who is tall?
- Mr. Hall.

Ex. Answer the teacher's questions:



Ex. Learn the letter and write it:



Such names of animals
as "hare", "hen" and "horse".

Begin with letter "Hh"
in all those words.

Hh [eitʃ] Hh Hh Hh Hh

Ex. Learn the remember:




**Her lips are full.
They are not thin.**

**Its ears are big.
They are not small.**



**His hair is dark and
curly. It is not straight.**

**Her hair is long and fair.
It is not short and dark.**



**My sister is pretty,
my sister is nice.
She has a snub nose
and beautiful eyes.
Her full lips are rosy.
Her cheeks are rosy too,
Her hair is curly,
her eyes are blue.
Her little face is round,
her ears are small.
I love my little sister
best of all, best of all.**

Ex. Look and say:



You see two boys and their mother in the picture. Sam likes to help his Mummy. He is not lazy. He is a good boy. His brother Nick is not industrious. He is lazy. He is not a good boy.

Ex. Look and say:



I see a girl in the picture. She is a pupil.
She is a diligent pupil.

Jj is for Jane.
Who likes jelly
and jam.



Kk is for Kate.
Who likes to ski
and skate.




Ex. Look and say:



**I see two children: a boy and a girl.
They are attentive to the old woman.
They are good children.**

Ex. Look and answer the questions below:



Is the boy polite? Is he attentive?
Is he a good or a bad boy?

Ex. Look and answer the questions below:



Is this boy polite? Is he attentive?
Is he rude? Is he a good or a bad boy?

Ex. Look and say:



These children like to work. They are not lazy. They are industrious.

Ex. Look and say:



This grandmother is very kind. Little children love her very much.


Ex. Look and learn the poem.



**That's nice when you aren't noisy,
When you are diligent and polite.
Don't try to be rude and unkind,
Help your mother, don't be lazy.**

Ex. Learn the letter:

This is a **lamp**.



L1

And that is a **line**.



This is **Lew** [lu:].




And that's **Lillian**.




Ex. Write:

L1 [e1] **L1** | | | | |

Ex. Look and ask questions:




Ex. Look and answer the questions:



Is my father tall or short?
Are his arms strong? Why?
Is he attentive to my mother and me?
Why do I love my father?

Lessons 47-52



Ex. Look and say:

Our family is large.
We are a family of seven.



This is me. My name is Lucy. I am a pupil.



This is my mother. She is a teacher. She works at school.




This is my father. He is a doctor. He works in a hospital.



This is my elder brother. He is a driver.



This is my grandfather. He is a worker. He is a builder. He doesn't work in a factory.



This is my Granny. She doesn't work. She stays at home with my little brother.


Ex. Look and remember:



This is a clerk.
He works in an office.

This is a shop-assistant.
He works in a shop.

Ex. Learn the letter:




Mm

This is my **M**other,
and that is **m**e.
This is my elder
brother **M**ax,
and that's my little
sister **M**amie.

Ex. Write:

Mm [em] **Mm** Mm Mm Mm


Ex. A game "What am I?"



Lessons 53-60



Ex. Look and say: Nick gets up at 7 o'clock.



Then he opens the window.

He makes his bed.



Then he does his morning exercises.



After that Nick washes his hands, face and neck.

He cleans his teeth.



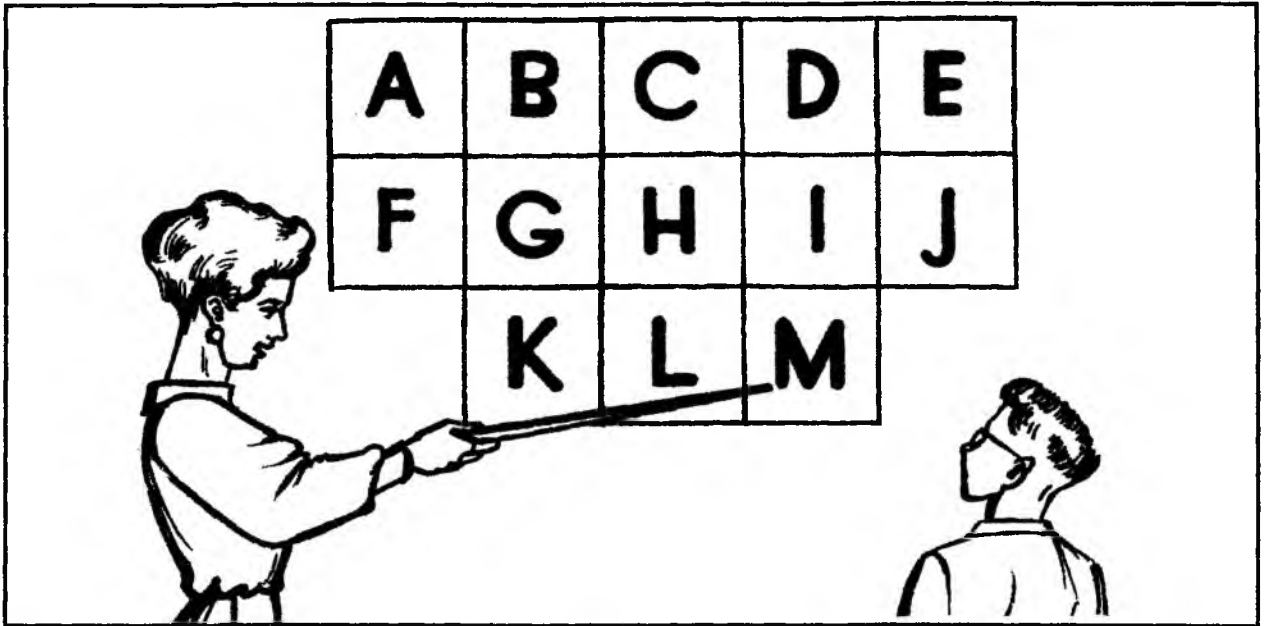
Then Nick dresses

and has breakfast.



He takes his schoolbag and goes to school.

Ex. Learn the letters:



We've learned
the first half of the
ABC.
It was interesting
for you and me.

Thirteen letters are
in the part from A to M.
Do you want to learn
the rest of them?
"Certainly, I do", says
little Sam.

Nn is for nuts.

Oo is for an orange.

Pp is for a pen

and also for porridge.








Ex. Write:

Nn [en] **Nn** Nn Nn Nn

Oo [əu] **Oo** Oo Oo Oo

Pp [pi:] **Pp** Pp Pp Pp

Ex. Look and say:

 <p>At eight o'clock Sam is at school. He has 4 or 5 lessons every day.</p>	 <p>At two o'clock he comes home and has his dinner.</p>	
 <p>Then he goes for a walk or plays in the yard.</p>	 <p>Sam does his homework at five o'clock.</p>	 <p>In the evening he helps his mother about the house.</p>

Ex. Look and say: 1. I like to 2. He likes to



Ex. Draw and say: I go to bed at ... o'clock.




Ex. Learn the letters:

Qq is for the
Queen.

and

Rr is for the roses,
the sweet
smell of which
is so pleasant
for our noses.
















Ex. Write:

Qq [kju:] **Qq** Qq Qq Qq

Rr [a:] **Rr** Rr Rr Rr

Ex. Look and say about the time of their meals:

Breakfast				
Lunch				
Dinner				
Supper				



Ex. Learn the letters:

Ss is for **Sam**,
who likes the **Sea**.



Tt is for **Ted**,
who likes hot **tea**.

Uu is for **uniforms**
children wear at school.



Vv is for **Vegetables**,
kept in the fridge
fresh and cool.

Ex. Write:

Ss [es] **Ss** Ss Ss Ss

Tt [ti] **Tt** Tt Tt Tt

Uu [ju] **Uu** Uu Uu Uu


Vv [vi:] **Vv** Vv Vv Vv

Ex. A game: "When do you ... ?"

I get up at 7 o'clock, too.
I go to school at 8 o'clock.




I get up at 7 o'clock.
When do you get up?



When do you go to school?



I go to school at 8 o'clock, too.
I have dinner at 2 o'clock.
When do you have dinner?




I have dinner at 3 o'clock.
I do my homework at 4 o'clock.
When do you do your homework?

Ex. Learn the letters:

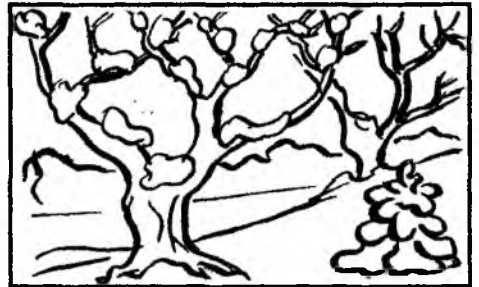
Ww, Xx, Yy, Zz.



Willy



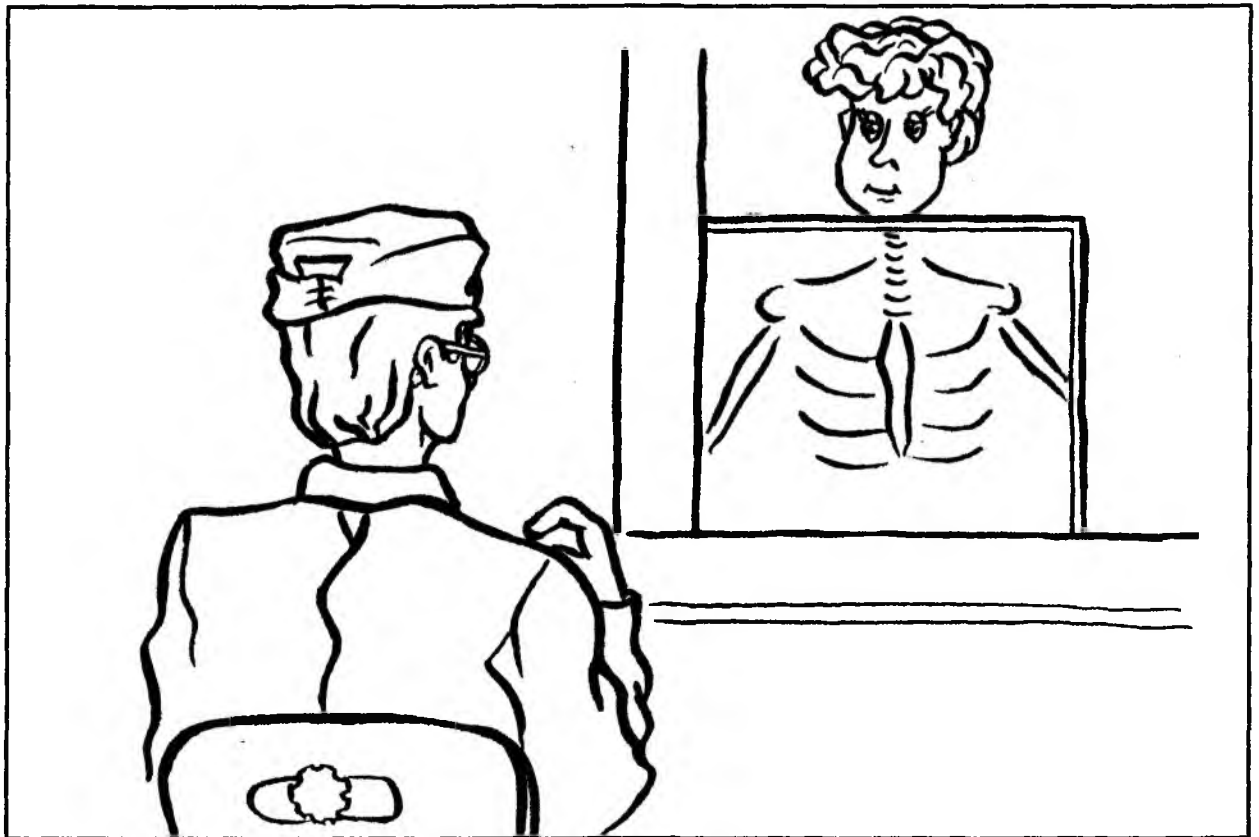
Window



Winter


begin with **Ww**.

Then follows **Xx** for **X-ray** ...



Ex. Learn the letters:

Yy is for a yak,
that lives at
the **Zoo**.



Ex. Write:

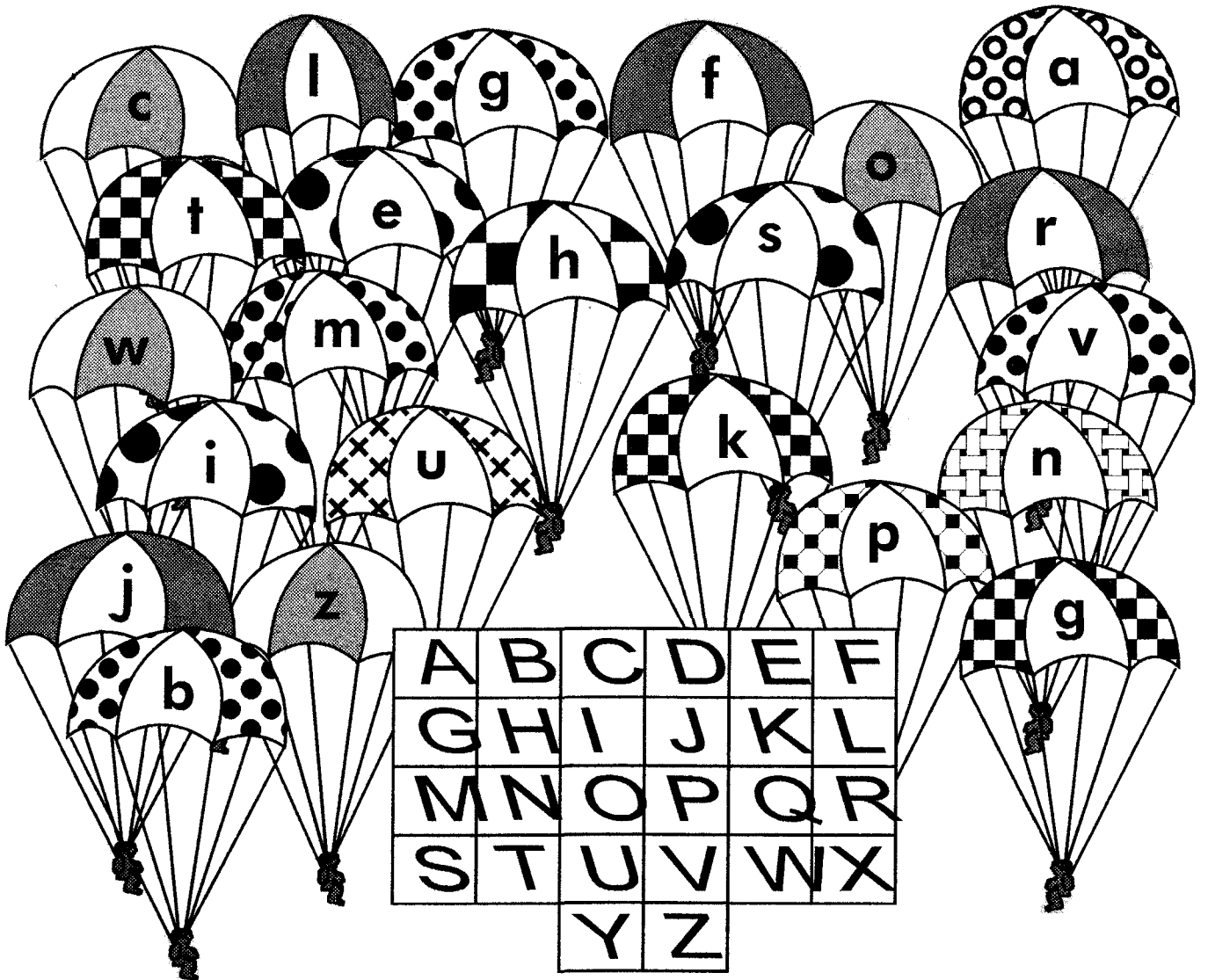
Ww [ˈdʌblju:] Ww Ww Ww

Xx [eks] Xx Xx Xx


Yy [wai] Yy Yy Yy

Zz [zed] Zz Zz Zz

Ex. A game: "Which parachutes are missing?"



Lessons 61-64



Ex. Learn a poem about spring:

Winter sleep is over.
Spring then comes
With brooks and flowers
And young green grass.

Nature is awakening,
Birds are singing,
The sun is shining,
The bright day is ringing.

Ex. Look and answer the questions:



Does spring come with brooks?



Do fruit trees blossom in spring?

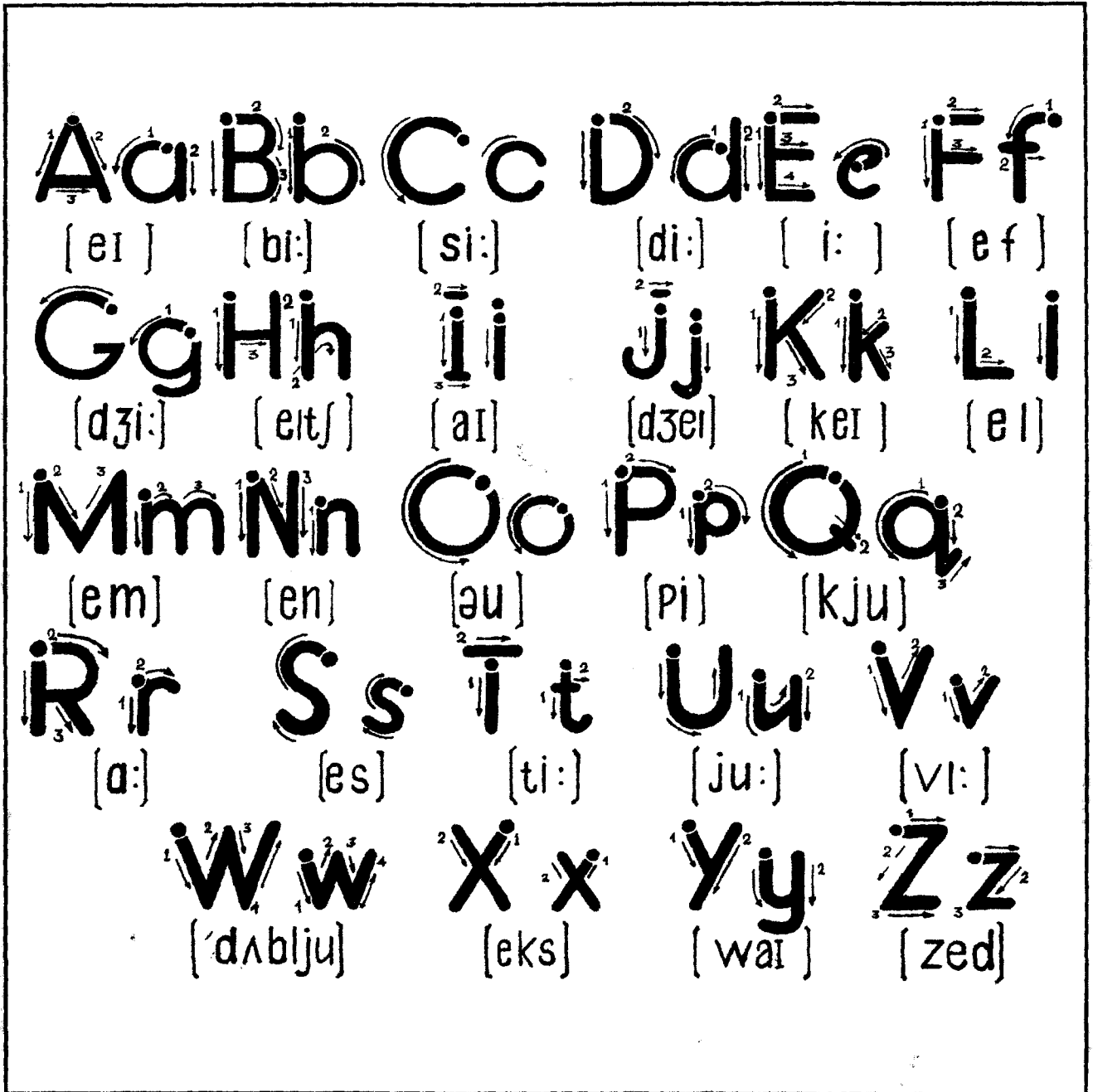


Do you see many flowers in May?
What colour are the trees in spring?



Is the bird making its nest?
When do birds make their nests?

Do you know the ABC?



Навчальне видання

Ольховик Тетяна Іванівна

**АНГЛІЙСЬКА МОВА
в малюнках**

1 клас, 2 частина

*Редактор
Технічний редактор*

**О.П. Гриценко
Р.Є. Мельник**

Підписано до друку 05.07.11. Формат 84x108/16. Папір офсетний. Друк офсетний. Умовн.-друк. арк. 5,04. Обл.-вид.арк. 4,94. Тираж 1100 прим.
Вид. № 52. Зам. № 52. Ціна договірна.

ТОВ НВП "Росток А.В.Т."
40004, м. Суми, вул. Металургів, 3
тел. (0542) 25-13-87
Свідоцтво ДК № 2545 від 29.06.2006 р.

Віддруковано ФОП Гриценко О. П.
40004, м. Суми, вул. Металургів, 9/1, 65
Свідоцтво ДК № 2732 від 01.03.2007 р.