

**NEW**

# Grammar Time

# 1



PEARSON  
Longman

## Teacher's Book

Sandy Jervis

**NEW**

# Grammar Time

1



## Teacher's Book

Sandy Jervis and Gabrielle Pritchard



PEARSON  
Longman

**NEW**  
**Grammar**  
**Time**  
**1**



## Teacher's Book

### Contents

● Introduction	4
● Answer key	7
● Photocopiable activities	19
● Photocopiable activity sheets	25
● Photocopiable quiz sheets	40
● Progress check	55

## Introduction

**Grammar Time** is a series of grammar reference and practice books specifically designed for young learners from the age of eight upwards. **Grammar Time** can be used alongside any major coursebook. The aims and overall purpose of the series are:

- to present grammar in amusing, meaningful contexts, appropriate to the pupils' age and level.
- to help them understand new grammatical items by means of simple reference tables and explanations of key points.
- to help them assimilate the grammar by providing interesting, graded practice exercises
- to provide opportunities to use the grammar communicatively in freer oral and/or written practice.

## Grammar Time and the Common European Framework

The new editions of **Grammar Time** are closely correlated to the Common European Framework.

Grammar Time	Language level	Common European Framework	Cambridge ESOL
1	Beginners		Starters
2	False beginners	A1	Movers
3	Elementary	A2	Flyers, KET
4	Pre-Intermediate	B1	PET
5	Intermediate	B1+ (towards B2)	PET (towards FCE)

## Grammar Time components

The components of the course are:

- a Pupils' Book
- a Teacher's Resource Book with answer keys and additional photocopiable activities, unit quizzes and progress checks
- a Multi-Rom containing recorded material from the Pupils' Book that can be played on a CD player for use in the classroom; and extra practice exercises for the learners to do at home on their computers.

## Grammar Time syllabus progression

The order in which grammatical items are introduced in **Grammar Time** follows the typical progression of most coursebooks. However, it is possible to select units in any order which is relevant and appropriate to the particular needs of your language classroom.

## Organisation of Grammar Time 1 Pupils' Book

The main part of the book consists of:

- Welcome to Grammar Time!
- Alphabet and numbers
- fifteen core units
- five revision units called 'Use your English'.

Additional reference material at the end of book consists of:

- quick check verb form tables
- spelling rules
- unit by unit wordlist.

### *Welcome to Grammar Time!*

This introduces the learners to the characters they will meet throughout the book: Zoe, her parrot Corky, and her friends Brian and Dave (see below). The characters appear throughout this book and in **Grammar Time 2**.

- Zoe is a strong-minded girl and the undisputed leader of the group. She's a keen in-line skater, horserider and an aspiring ballerina.
- Corky is Zoe's pet parrot. He's quite mischievous. He loves chocolate, singing and dancing (at which he is very bad) and teasing everybody else.
- Dave is tall and lanky. He's a basketball wizard but extremely shy and gentle and he has a tendency to mess things up.
- Brian is the brains of the gang. He reads all the time and is a Maths and Science genius. He can do almost anything he puts his mind to, not necessarily successfully, however.

### *Alphabet and numbers*

This introductory unit reviews the alphabet and numbers from 1 to 20 through cartoons and amusing practice exercises.

### *Core units*

Each core unit is organised in the following way.

#### **Presentation**

Motivating and memorable content facilitates the acquisition of language. In **Grammar Time 1**, grammar is presented in context through cartoons featuring the four main characters and their friends. Pupils can easily identify with the varied and amusing situations the characters find themselves in. The cartoons are recorded on the accompanying Multi-Rom.

Care has been taken so that larger "chunks" of grammar are broken down to make them more manageable for young learners. In **Grammar Time 1**, units vary in length according to the language item introduced. In Unit 11, for instance, which deals with




the present simple, the first spread presents and practises the *I, you, we, they* form only. The second spread presents the 3<sup>rd</sup> person form (*he, she, it*), and the final spread brings all the forms together, reinforcing the work done in the previous two. This gives you some freedom to adapt the pace according to the needs of each individual class, choosing either to break down the unit into two or even three different lessons, or to deal with the whole unit at one go.

**Grammar reference tables and additional explanations**  
The grammar reference tables help focus the learners' attention on the new grammatical items in a visually memorable way. They are often in the form of substitution tables. Where necessary, Corky the parrot draws attention to key features of the grammar either in a speech bubble or on a grammar board.

The tables and explanations appear together before the practice section. This makes it easy for pupils to refer to them while working through the exercises.

#### Exercises

The controlled practice exercises that follow each presentation are carefully graded to ensure that new language can be easily consolidated. They aim to recycle known vocabulary rather than introduce a large number of new lexical items, which would only serve to confuse and distract the pupils. The cartoon characters often appear in the exercises to provide realistic contexts for the grammatical items.

Each unit ends with a speaking exercise so that learners can use the newly acquired items. A  symbol indicates when an exercise is recorded.

#### 'Use your English' revision units

There are five revision units in the book. They allow for regular consolidation of the language presented and practised so far. The tasks aim to provide realistic and communicative contexts for the language to make it more memorable. Again, the lexis used is familiar to the learner.

#### Reference material

At the end of book, there are:

- quick check verb form tables for the verbs *be, have got, can* and *have*, and for the present simple and present continuous.
- spelling rules for plural nouns, the third person singular (*he, she, it*) and verbs + *-ing*

These provide a fast and simple way to review or revise these grammar areas.

#### Wordlist

This contains key lexical items from each unit. Your pupils may want to write in a translation of each word in their own language. They can use this for reference at home and for revision purposes.

For you, this list proves a preview of which words your pupils will need to know to be able to work alone on a unit. It can help you decide what key vocabulary to pre-teach before the Presentation.

## Useful tips

### Presentation

One of the main advantages of this series is its use of recurring cartoon characters who present grammar through amusing stories. The presentations are recorded on the Multi-ROM accompanying the Pupils' Book.

You can start off by asking pupils to look at the pictures and say what they think is happening. Depending on the linguistic level and perception of their class, you might find it useful to pre-teach key lexical items that appear in the presentation (using the wordlist if necessary).

You can then play the recording and either have the pupils follow in their books, or listen with books closed. It's a good idea to play the recording twice. The second time, you can ask pupils to repeat parts of the dialogue.

After listening to the recording, allow pupils to comment on the stories and give their opinions.

### Follow-up ideas

- Pupils can act out the dialogues in class immediately.
- Pupils can be assigned to learn the lines of one of the characters for homework and act out the dialogues in the next lesson without books.
- You could write the dialogue on the board, leaving out key grammatical items, then ask pupils to fill them in.
- Pupils may be encouraged to write their own version of the story making any desirable changes (this can be done in class with the teacher as a resource; pupils then vote for the best version).

### Grammar reference tables and explanations

It is advisable for you to go through these in class, before pupils work on the exercises. Pupils can be asked to read the items in the tables aloud (in chorus and individually) to familiarise themselves with pronunciation and stress. You can ask them to supply further examples based on the tables.

Draw your pupils' attention to any additional explanations, and make certain that they understand, adding extra examples on the board if you wish.

When this is done, pupils could be asked to go back to the presentation and circle, underline or highlight all grammatical items in focus.

### ***Controlled practice exercises***

The simple instructions and examples provided make all exercises suitable for homework. However, it is always advisable to do a sufficient number of them in class, where you can prompt, help and advise. If necessary, do more than one item as an example and ask pupils to work through the rest of the activity individually or, preferably, in pairs.

Pupils should be encouraged to ask questions if they are in difficulty. You can usually guide them towards finding the answer on their own by looking back at the presentation and tables.

When it is time for checking, it is a good idea to encourage the rest of the class to say whether a particular answer given is acceptable or not, rather than accepting or correcting immediately. Multiple choice exercises or those which require a choice between two words (e.g. *is* or *are*), make them suitable for "voting" – that is, pupils are asked to put their hands up to choose one of the answers (the majority is usually right).

### ***Speaking exercises***

The speaking exercise at the end of each unit allows pupils to use the newly acquired items communicatively. These exercises are usually recorded.

You can play the recording before your pupils try the exercise for themselves. The recording can be used as a listening activity as well as providing a pronunciation model for your pupils. For example, for Exercise 5 on page 13, you can tell pupils to listen to the recording and put a tick or cross next to each prompt in the Pupils' Book.

You can then ask your pupils to listen and repeat the first few exchanges before they work in pairs to do the activity.

### ***'Use your English' revision units***

The 'Use your English' revision units are best done in class, as they contain speaking exercises as well as written exercises.

## **Teacher's Resource Book**

This Teacher's Resource Book contains answer keys to all the exercises in the Pupils' Book, as well as additional photocopiable activities with teaching notes, unit Quizzes and Progress checks with answer keys.

### ***Photocopiable activities***

There is one photocopiable activity sheet for each unit in the Pupils' Book. The activities consist of games and pairwork activities to activate the language practised in the unit in a lively and interesting way.

This provides another opportunity to recycle the grammar and build your pupils' confidence in using the language.

The teaching notes explain how to use each activity and answers are provided where necessary.

### ***Unit Quizzes and Progress checks***

There is a photocopiable Quiz for each unit in the Pupils' Book. The style of the tasks is appropriate for the assessment of language use at this level.

The Quizzes are best done in class after the completion of a unit and after homework has been checked. They do not take long and are a valuable form of assessment.

In addition, there are five Progress checks, which review the same units as the 'Use your English' revision units. They help you assess which grammatical areas you may need to return to. They also highlight individual weaknesses for future revision.


It might be best for you to collect the Quizzes and Progress checks and correct them before returning them to the pupils with the score and your comments. Comments should be positive and encouraging wherever possible.

With some classes, it helps to create an atmosphere of competition. You can do this by announcing at the beginning of the book that the three pupils with the highest overall score at the end of the year will receive a special commendation certificate or prize.

## **Multi-ROM**

The Multi-ROM packaged with each Pupils' Book contains

For the teacher:

- 60 minutes of recorded material from the Pupils' Book, including all the Presentation cartoons and the final Speaking exercises. Some of the other cartoons and dialogues are also recorded, to allow pupils to listen and check their answers. This material can be played on an ordinary CD player. A  symbol indicates when an exercise is recorded.

For the pupils:

- extra practice exercises and games which can be done on a home computer. For each unit, there are up to five extra exercises including at least one listening exercise, as well as a final game to make learning fun. There are also five revision units for further consolidation. Only vocabulary that has been seen in the Pupils' Book is used, to facilitate pupils' understanding and allow them to focus on the grammar.

## Key to the Pupils' Book

## Unit 1

1

a

cat, window, frog, zebra, kite,

an

iguana, ostrich, apple, elephant, umbrella

2

1 a

2 an

3 an

4 a

5 a

6 an

7 an

8 a

9 a

10 a

3

1 bags

2 cakes

3 boys

4 frogs

5 apples

6 girls

7 bees

8 windows

9 balls

10 eyes

4

1 three trees

2 five tomatoes

3 two glasses

4 five kites

5 two witches

6 two monkeys

7 four brushes

8 six potatoes

9 three watches

6

1 mice

2 men

3 feet

4 children

5 sheep

6 teeth



12

7

1 six men

2 three desks

3 twelve fish

4 two women

5 four babies

6 ten feet

7 three mice

8 eight cherries

9 thirteen teeth

10 six glasses

8

(possible answers)

three children

one cherry

three apples

one orange

four strawberries

two boys

one girl

five tomatoes

one rabbit

two mice

two women

one baby

two horses

six feet

## Unit 2

1

1 am

2 are

3 Are

4 Am

2

1 You're happy.

2 I'm not ten.

3 You're not sad.

4 I'm silly!

3

1 Am I

2 Are you

3 I'm

4 Am I

5 You're

6 Are you

4

1 Am, are

2 Are, am

3 Am, aren't

4 Am, are

5 Are, 'm

6 Am, are

6

1 She's

2 He's

3 It's

4 She's

5 It's

5 He's

7

1 isn't, 's

2 isn't, 's

3 isn't, 's

4 isn't, 's

5 isn't, 's

6 isn't, 's

8

1 Is it, it isn't, It's

2 Are you, I am.

3 Is she, she isn't, She's

4 Is he, he is.

10

1 We're

2 They aren't

3 They're

4 We're

5 You're

6 They're

11

1 Are they pupils? Yes, they are.

2 Are you teachers? No, we aren't.

3 Are we bad? No, you aren't.

4 Are you hungry? Yes, we are.



9

5

-s

iguanas

boys

alligators

bees

-es

foxes

boxes

dresses

buses

-ies

cherries

strawberries

babies

## Grammar Time 1

- 5 Are we short? No, you aren't.  
6 Are they good? No, they aren't.

12

- 1 They're happy!  
2 We're hungry.  
3 It's small.  
4 You aren't bad. You're good!  
5 She isn't funny!  
6 It's black and white.  
Is it a panda?

### Use your English 1

1

- 1 an iguana.  
2 a zebra.  
3 an apple.  
4 an umbrella.  
5 a window.  
6 a frog.

2

- 1 ten cherries  
2 six mice  
3 three dresses  
4 six tomatoes  
5 twelve pencils  
6 seven watches



3

19

- 1 A 2 B 3 A 4 B 5 A 6 A

4

- 1 ✓ 2 X 3 X 4 ✓ 5 ✓ 6 X

5

- 1 Is Zoe six? No, she isn't. She's nine.  
2 Are alligators green? Yes, they are.  
3 Are teeth purple? No, they aren't. They're white.  
4 Is Dave short? No, he isn't. He's tall.  
5 Are strawberries brown? No, they aren't. They're red.  
6 Is Corky a bird? Yes, he is.  
7 Am I a teacher? No, you aren't. You're a pupil.  
8 Are you nine? Yes, I am. / No, I'm not. I'm ...

### Unit 3

1

- 1 This 2 That 3 This 4 That  
5 That 6 This 7 This 8 This



2

21

- 1 Is this ... / Yes, it is.  
2 Is that ... / No, it isn't.  
3 Is this ... / No, it isn't.  
4 Is that ... / Yes, it is.  
5 Is that ... / No, it isn't.  
6 Is this ... / Yes, it is.

4

- 1 These 2 Those  
3 These 4 Those  
5 These 6 Those  
7 These 8 Those

5

- 1 is 2 are 3 is 4 are 5 are  
6 is



6

24

- 1 Are these green birds?  
Yes, they are.  
2 Is that a frog?  
No, it isn't. It's an iguana.  
3 Are those white bears?  
No, they aren't. They're pandas.  
4 Is that a chimp?  
Yes, it is.  
5 Is this a big fish?  
No, it isn't. It's a dolphin.  
6 Are those iguanas?  
No, they aren't. They're alligators.

7

- 1 this / It's  
2 that / It's  
3 these / They're  
4 those / They're  
5 that / It's  
6 these / They're



8

26

- 1 What's this? It's a hat.  
2 What are those? They're fish.  
3 What's this? It's a chimp.  
4 What's that? It's a flower.  
5 What's that? It's a sandwich.

- 6 What's this? It's a bee.  
7 What are these? They're umbrellas?  
8 What are those? They're frogs.

### Unit 4

1

- 1 under  
2 behind  
3 next to  
4 in  
5 on  
6 in front of

2

- 1 in 2 on 3 next to 4 in front of  
5 under 6 behind 7 near / next to

3

- 1 behind  
2 on  
3 in  
4 under  
5 in front of  
6 behind  
7 next to  
8 on

4

- 1 Where's, It's  
2 Where are, They're  
3 Where's, It's  
4 Where are, They're  
5 Where's, She's  
6 Where are, They're



5

28

- 1 Where's Corky?  
2 Where are the flowers?  
3 Where are the toy cars?  
4 Where's Zoe?  
5 Where's Dave?  
6 Where are the books?  
7 Where's Brian?  
8 Where are the pictures?

### Unit 5

1

- 1 is 2 are 3 is 4 are 5 are  
6 is 7 are 8 is



**2**

- 1 Yes, there is.
- 2 Yes, there are.
- 3 No, there aren't.
- 4 No, there isn't.
- 5 Yes, there are.
- 6 Yes, there is.
- 7 No, there aren't.
- 8 No, there isn't.
- 9 No, there isn't.
- 10 Yes, there are.

**3**

- 1 Is there a bowl? Yes, there is.
- 2 Are there two lemons? No, there aren't.
- 3 Is there a banana? Yes, there is.
- 4 Are there two cakes? Yes, there are.
- 5 Is there a big plate? Yes, there is.
- 6 Is there a tomato? No, there isn't.
- 7 Are there two green apples? No, there aren't.

**4**

- 1 Is there an
- 2 Are there
- 3 Is there a
- 4 Is there
- 5 There are
- 6 There are five

**5**

- 1 No, there aren't. There are five pens on the bed.
- 2 No, there isn't. There's a TV on the desk.
- 3 No, there aren't. There are two posters on the wall.
- 4 No, there isn't. There's a book under the table.
- 5 No, there aren't. There are two toy cars on the floor.
- 6 No, there isn't. There's a school bag under the bed. / There's a kite on the bed. / There's a notebook on the bed.

**Use your English 2****1**

- 1 What's this? It's an alligator.
- 2 What's that? It's a chimp.
- 3 What are these? They are hamsters.
- 4 What are those? They're goldfish.
- 4 What are those? They are puppies.
- 6 What are those? They are canaries.
- 7 What's that? It's an iguana.
- 8 What's this? It's a parrot.

**2**

- 1 this
- 2 that
- 3 It's
- 4 He
- 5 is he
- 6 under

**5**

- 1 Where's the clock? It's on the desk.
- 2 Where are the CDs? They're on the bed.
- 3 Where's the plane? It's next to the bed.
- 4 Where are the fish? They're in the bowl.
- 5 Where's the bag? It's near the door.
- 6 Where's the skateboard? It's behind the box.
- 7 Where are the books? They're under the bed.
- 8 Where are the glasses? They're on the box.

**Unit 6****1**

- 1 my
- 2 his
- 3 their
- 4 our
- 5 my
- 6 its

**2**

- 1 Her, His
- 2 His, Her
- 3 Her, His

4 His, Her

5 Her, His

**3**

- 1 This is his skateboard.
- 2 My name is Corky!
- 3 Our classroom is big.
- 4 Her bag is brown.
- 5 Their dog is white.
- 6 Its nose is orange.

**4**

- 1 My
- 2 my, Her, his
- 3 your, her
- 4 our

**5**

- 1 Is this our classroom? Yes, it is.
- 2 Is this your pencil case? Yes, it is.
- 3 Are those his glasses? No, they aren't.
- 4 Is that her schoolbag? No, it isn't.
- 5 Are these their books? Yes, they are.

**6**

- 1 our
- 2 Her
- 3 His
- 4 my
- 5 their
- 6 Its

**Unit 7****1**

- 1 Zoe's
- 2 Dave's
- 3 Dad's
- 4 Corky's
- 5 Brian's

**2**

- 1 Chloe's, Her
- 2 Steve's, His
- 3 Zoe's, Her
- 4 Vicky's, Her
- 5 Anna's, Her
- 6 Mark's, His

## Grammar Time 1

- 3
- 1 What colour is Emma's bag?  
It's brown.
- 2 What colour are Emma's sunglasses? They're purple.
- 3 What colour is Emma's T-shirt?  
It's green.
- 4 What colour are Peter's sunglasses? They're black.
- 5 What colour is Peter's T-shirt?  
It's red.
- 6 What colour are Emma's trousers? They're blue.
- 7 What colour is Peter's bag? It's grey.
- 8 What colour are Peter's trousers? They're yellow



- 4
- 37
- 1 my, Corky's
- 2 your, Zoe's
- 3 Dave's
- 4 my



- 5
- 38
- 1 This is Dave's ball.
- 2 These are Vicky's sunglasses.
- 3 This is Brian's poster.
- 4 These are Zoe's shoes.
- 5 This is Corky's chair.
- 6 These are Peter's rollerblades.

### Unit 8

- 1
- 1 I've got an ice cream.
- 2 We've got a pizza.
- 3 You've got big feet.
- 4 I've got a green bike!
- 5 They've got funny noses.
- 2
- 1 They haven't got a model car.
- 2 You haven't got a new bike.
- 3 I haven't got a red pen.
- 4 We haven't got an ice cream.
- 5 They haven't got a parrot.
- 6 You haven't got a green kite.
- 3
- 1 Have they got a watch? Yes, they have.
- 2 Have we got a new teacher? No, we haven't.
- 3 Have I got a red nose? No, you haven't.

- 4 Have you got a rubber? Yes, I have.
- 5 Have they got a computer? No, they haven't.
- 4
- 1 She hasn't got a mouse. She's got a parrot.
- 2 He hasn't got two cats. He's got two dogs.
- 3 They haven't got a rabbit. They've got a dog.
- 4 She hasn't got a fish. She's got an iguana.
- 5 It hasn't got short fur. It's got long fur.
- 6 They haven't got red collars. They've got blue collars.

- 5
- 1 Has Brian got a cat? Yes, he has.
- 2 Has Zoe got a cat? No, she hasn't.
- 3 Has Brian got a CD player? No, he hasn't.
- 4 Has Zoe got a CD player? Yes, she has.
- 5 Has Brian got a camera? Yes, he has.
- 6 Has Zoe got a camera? No, she hasn't.

- 6
- 1 haven't
- 2 's
- 3 have
- 4 hasn't
- 5 've
- 6 Has, has
- 7 Have, haven't
- 8 Have, have

- 7
- 1 They've got popcorn!
- 2 He hasn't got rollerblades.
- 3 Have you got a rubber?
- 4 She's got a present for her mum.
- 5 We've got balloons!
- 6 Has it got a tail?
- 7 I've got a watch.
- 8 Have you got new shoes?

- 8
- 1 've got
- 2 's got
- 3 haven't got
- 4 've got
- 5 's got
- 6 Have
- 7 got

### Unit 9

- 1
- 1 can
- 2 can't
- 3 can
- 4 can
- 5 can
- 6 can't
- 7 can't
- 8 can
- 9 can't

- 2
- 1 Babies can't fly.
- 2 Ballerinas can dance.
- 3 Fish can't walk.
- 4 Monkeys can jump.
- 5 Teachers can read.
- 6 Teddy bears can't run.
- 7 Frogs can swim.



- 3
- 44
- 1 Can, can't
- 2 you, open
- 3 Can, No
- 4 Can

- 4
- 1 Can Corky fly? Yes, he can.
- 2 Can he ride a bike? No, he can't.
- 3 Can Zoe sing? Yes, she can.
- 4 Can she run fast? Yes, she can.
- 5 Can Brian and Dave dance? No, they can't.
- 6 Can they play basketball? Yes, they can.

- 5
- 1 Corky can fly but he can't ride a bike.
- 2 Zoe can sing and she can run fast.
- 3 Brian and Dave can't dance but they can play basketball.

- 6**
- 1 Can you drive a car? No, I can't.
  - 2 Can you ride a horse?
  - 3 Can you play basketball?
  - 4 Can you play the guitar?
  - 5 Can you run fast?
  - 6 Can you swim?

### Use your English 3



- 1**
- 1 F
  - 2 F
  - 3 F
  - 4 T
  - 5 T
  - 6 F
- 2**
- 1 Sally can run.
  - 2 Ian can ride a bike.
  - 3 Sandra's got a camera. / Sandra hasn't got a skateboard.
  - 4 Sam can't walk.
  - 5 Ben and Jason can skate.
  - 6 Diana's got a book. / Diana hasn't got a CD player.
- 3**
- 1 It's Ben's skateboard.
  - 2 It's Sandra's camera.
  - 3 It's Diana's book.
  - 4 It's Ian's T-shirt.
  - 5 It's Sam's leg.
  - 6 They're Allan's shoes.
- 4**
- 1 your
  - 2 Peter's
  - 3 I
  - 4 Can you
  - 5 can't
  - 6 Tony's brother
  - 7 hasn't
  - 8 got
  - 9 Can
  - 10 Yes
  - 11 can
- 5**
- 1 can
  - 2 her
  - 3 our

- 4 can't
  - 5 got
  - 6 girl
  - 7 panda
  - 8 their
  - 9 have
- The secret word is *chocolate*.

### Unit 10

- 1**
- 1 Come here!
  - 2 Go to the door!
  - 3 Open the door!
  - 4 Close the window!
  - 5 Sit down!
  - 6 Stand up!
  - 7 Write your name!
  - 8 Say, 'Goodbye!'
- 2**
- 1 Go to the window!
  - 2 Read your book!
  - 3 Write two names!
  - 4 Sit on the chair!
  - 5 Drink your milk!
  - 6 Eat your spinach!
- 3**
- 1 Don't sit on this chair!
  - 2 Go to the park!
  - 3 Don't eat my chocolate!
  - 4 Open your books!
  - 5 Don't turn left!
  - 6 Say 'Hello!'



- 4**
- 1 Please close the door, Dave!
  - 2 Don't open the window, Dave!
  - 3 Sit on that chair, Brian. Don't eat my chocolates, Dave!
  - 4 Don't read my book, Brian. Talk to me!
  - 5 Come with me, Dave!
- 5**
- 1 Don't talk in class!
  - 2 Listen to your teacher.
  - 3 Don't eat sweets.
  - 4 Close the door.
  - 5 Don't run.
  - 6 Don't listen to music.

### Unit 11

- 1**
- 1 I don't drink tea.
  - 2 We don't play football.
  - 3 You don't take a taxi.
  - 4 They don't read books.
  - 5 We don't eat strawberries.
  - 6 I don't get up at seven o'clock.
- 2**
- 1 Do you get up at 7 o'clock? Yes, I do.
  - 2 Do they drink juice in the morning? No, they don't.
  - 3 Do you like cherries? No, I don't.
  - 4 Do they take the bus every day? Yes, they do.
  - 5 Do you do your homework in the evening? Yes, I do.
- 3**
- 1 I brush my teeth every morning.
  - 2 We go swimming every Sunday.
  - 3 They don't like spinach!
  - 4 Do you play football every Saturday?
  - 5 Do you watch TV every day?
  - 6 We don't eat pizza every day!
- 4**
- 1 Vicky likes chocolate cake. She doesn't like spinach.
  - 2 The cat drinks milk. It doesn't drink orange juice.
  - 3 Brian buys books. He doesn't buy comics.
  - 4 Dave plays football. He doesn't play tennis.
  - 5 Zoe takes the bus to school. She doesn't take a taxi.
  - 6 Corky eats ice cream. He doesn't eat tomatoes.
- 5**
- 1 Zoe plays volleyball every Friday.
  - 2 She gets up at eleven o'clock every Saturday.
  - 3 She goes to the park every Sunday.
  - 4 Brian watches TV every Friday.

## Grammar Time 1

- 5 He washes his dad's car every Saturday.
- 6 He does his homework every Sunday.

**6**

- 1 Does Zoe play volleyball every Friday?  
Yes, she does.
- 2 Does she get up at seven o'clock every Saturday?  
No, she doesn't. She gets up at eleven o'clock.
- 3 Does she go to the cinema every Sunday?  
No, she doesn't. She goes to the park.
- 4 Does Brian watch TV every Friday?  
Yes, he does.
- 5 Does he wash his dad's car every Sunday?  
No, he doesn't. He washes his dad's car every Saturday.
- 6 Does he do his homework every Saturday?  
No, he doesn't. He does his homework every Sunday.

**9**

- 1 get up  
2 have  
3 listen  
4 likes  
5 don't like  
6 go  
7 play  
8 watch  
9 does

## Unit 12

**1**

- 1 He has a little sister.  
2 She has a goldfish.  
3 They have a red kite.  
4 It has a long tail.  
5 We have a picnic basket.  
6 I have a new bike.

**2**

- 1 Does Dave have a little brother? No, he doesn't.
- 2 Does Zoe have a goldfish? Yes, she does.
- 3 Do Dave and Brian have a model plane? No, they don't.
- 4 Does the alligator have a long tail? Yes, it does.
- 5 Do Zoe, Dave and Brian have a picnic basket? Yes, they do.
- 6 Does Brian have a new bike? Yes, he does.

**3**

- 1 She doesn't have red hair. She has brown hair.  
2 He doesn't have small glasses. He has big glasses.  
3 They don't have long hair. They have short hair.  
4 He doesn't have a small beak. He has a big beak.  
5 She doesn't have a green dress. She has a blue dress.  
6 They don't have short legs. They have long legs.



**4**  
58

- 1 Do you have red hair? Yes, I do. / No, I don't.  
2 Does your best friend have a bike? Yes, he/she does. / No, he/she doesn't.

- 3 Do we have a new teacher?  
Yes, we do. / No, we don't.
- 4 Do people have beaks? No, they don't.
- 5 Do you have a computer? Yes, I do. / No, I don't.
- 6 Does a frog have a tail? No, it doesn't.

**5**

- 1 's  
2 's  
3 has  
4 doesn't  
5 has  
6 is  
7 comes  
8 play  
9 Do

## Use your English 4

**1**

- 1 Open it.  
2 Don't sit on it!  
3 Drink it.  
4 Go to bed!  
5 Don't eat it!  
6 Don't talk!

**2**

- 1 get up  
2 walks  
3 play  
4 don't  
5 doesn't  
6 Does  
7 go  
8 Do

**3**

- 1 Do you get up at six o'clock?  
2 Do you walk to school?  
3 Does your dad drive to work?  
4 Do you have homework every day?  
5 Does your mum watch TV?  
6 Do you have a brother or a sister?  
7 Does your best friend have a pet?  
8 Do you go to bed at nine o'clock?



**7**  
53

- 1 I like Saturdays. I get up at 11 o'clock. I don't go to school.  
2 We play in the garden. We watch TV. We don't study for school!  
3 We go to the park. Dave plays basketball. Brian rides his bike.  
4 Do you like Saturdays, Corky?



**8**  
54

- 1 Do  
2 do  
3 Does  
4 does  
5 doesn't  
6 Do  
7 do  
8 Do  
9 don't  
10 Do  
11 don't  
12 don't



- 5**  
 1 has  
 2 green  
 3 has  
 4 six  
 5 doesn't  
 6 has  
 7 runs  
 8 eats  
 9 drinks

- 6**  
 1 Read  
 2 We don't watch  
 3 don't have  
 4 Does he  
 5 Close  
 6 Does your school have

**Unit 13**

- 1**  
 1 Zoe gets up at seven o'clock.  
 2 Brian has breakfast at half past seven.  
 3 School starts at 9 o'clock.  
 4 The children have lunch at half past twelve.  
 5 They go home at 3 o'clock.  
 6 Corky goes to bed at half past eleven.

**2**  
 Answers depend on student's country.

**3**  
 Monday, Tuesday, Wednesday, Thursday, Friday, Saturday, Sunday

- 4**  
 1 on  
 2 in  
 3 in  
 4 on  
 5 in  
 6 in

- 5**  
 1 c  
 2 d  
 3 b  
 4 a

- 6**  
 1 In the mornings.  
 2 On Saturday, 4<sup>th</sup> August.  
 3 On Tuesdays.  
 4 On Wednesdays, after school.

- 7**  
 1 On Tuesdays she has a music lesson.  
 2 On Wednesdays she plays basketball.  
 3 On Thursdays she has a swimming lesson.  
 4 On Fridays she plays volleyball.  
 5 On Saturdays she goes to the park.

- 8**  
 1 When, On  
 2 When, On  
 3 What, At  
 4 When, In  
 5 When, In  
 6 When, On

**Unit 14**

- 1**  
 1 e  
 2 j  
 3 a  
 4 b  
 5 c  
 6 i  
 7 d  
 8 f  
 9 g  
 10 h

- 2**  
 1 What's  
 2 How many  
 3 Who's  
 4 How old's  
 5 How  
 6 Where's



- 3**  
 1 How  
 2 Where  
 3 Who  
 4 How old  
 5 What time

- 4**  
 1 Who's  
 2 How many ... have you got?  
 3 Where are  
 4 When's  
 5 What time / When  
 6 How's

- 5**  
 1 How old are you?  
 2 When's your birthday?  
 3 Where do you live?  
 4 What's your favourite food?  
 5 Who's your favourite singer?  
 6 How many CDs have you got?

**Unit 15**

- 1**  
 1 I'm reading a book. I'm not watching TV.  
 2 We're doing our homework. We're not playing basketball.  
 3 They're eating ice cream. They're not drinking orange juice.  
 4 You're talking to your friend. You're not listening to me.  
 5 You're flying. You're not walking.

- 2**  
 1 Yes, we are.  
 2 Yes, I am. / No, I'm not.  
 3 Yes, they are. / No, they're not.  
 4 Yes, we are. / No, we're not.  
 5 Yes, they are. / No, they're not.  
 6 Yes, I am. / No, I'm not.



- 3**  
 1 What are they doing?  
 2 Are you going out?  
 3 You're walking very fast!  
 4 They aren't listening to me!  
 5 We're going to the cinema and we're late!  
 6 They aren't playing with me! I'm going home.

- 4**  
 1 Brian isn't reading a magazine. He's listening to music.  
 2 Corky isn't eating chocolate. He's drinking milk.

- 3 Dave isn't playing basketball. He's flying a model plane.  
 4 Anna isn't talking to Brian. She's reading a book.  
 5 The cat isn't sleeping under the tree. It's climbing the tree.

- 5**  
 1 Is Corky sleeping? No, he isn't.  
 2 Is Zoe looking at the birds? Yes, she is.  
 3 Is the cat drinking milk? No, it isn't.  
 4 Is Brian listening to music? Yes, he is.  
 5 Is Anna doing her homework? No, she isn't.  
 6 Is Vicky playing basketball? No, she isn't.

- 6**  
 1 Where are they playing?  
 2 Who's listening to music?  
 3 What's Dave wearing?  
 4 Who's playing tennis?  
 5 What's Corky eating?  
 6 Where are they going now?



69

- 7**  
 1 We're doing our homework!  
 2 Is he jumping? No, he isn't. He's dancing!  
 3 I'm eating chocolate. ... I'm coming!  
 4 Are you closing the window? ... He isn't singing now!

- 8**  
*play + -ing:*  
 singing, watching, flying  
*dance + -ing:*  
 driving, writing, riding  
*stop + -ing:*  
 running, sitting, swimming

- 9**  
 1 She's driving her new car.  
 2 We're not running.  
 3 They're writing a test.  
 4 Are you sleeping?  
 5 Is he swimming?  
 6 They're not studying.

Use your English 5



71

- 1**  
 1 d 2 e  
 3 f 4 b  
 5 a 6 c

- 2**  
 1 How old is Ryan?  
 2 Where does he live?  
 3 What does he like?  
 4 When does he go to the cinema?  
 5 Who is Nick?  
 6 How many pets has Nick got?  
 7 How do Ryan and Nick go to school?

- 3**  
 1 How old are you? I'm ten years old.  
 2 Where do you live?  
 3 What do you like?  
 4 When do you go out with your friends?  
 5 Where do you go?  
 6 Who is your favourite pop star?

- 4**  
 1 A young man is swimming.  
 2 Two boys are playing volleyball.  
 3 A woman is reading a magazine.  
 4 The brown dog is sleeping.  
 5 Two girls are drinking lemonade.  
 6 A boy is eating a sandwich.  
 7 The white dog is running.  
 8 A bird is singing.

- 5**  
 1 swimming  
 2 June  
 3 When  
 4 playing  
 5 on  
 6 in  
 7 at  
 8 boy  
 9 What  
 10 Where

The secret message is: See you next year!

Key to the Photocopiable Quizzes

Quiz 1

- A**  
 1 bees  
 2 apples  
 3 witches  
 4 cherries  
 5 boxes

- B**  
 1 a  
 2 an  
 3 a  
 4 a  
 5 an  
 6 an  
 7 an  
 8 an  
 9 a  
 10 an

- C**  
 1 mice  
 2 child  
 3 fish  
 4 feet  
 5 woman

Quiz 2

- A**  
 1 We're short.  
 2 It's not a zebra.  
 3 He isn't happy.  
 4 They aren't big.  
 5 She's a pupil.

- B**  
 1 Is it  
 2 Is he  
 3 Are they  
 4 Is she  
 5 Are you/we

- C**  
 1 b  
 2 c  
 3 a  
 4 b  
 5 c  
 6 a  
 7 b  
 8 c  
 9 c  
 10 a

## Quiz 3

- A**
- 1 This
  - 2 Those
  - 3 That
  - 4 Those
  - 5 These
  - 6 This

- B**
- 1 c
  - 2 d
  - 3 a
  - 4 b

- C**
- 1 that
  - 2 are
  - 3 These
  - 4 It's
  - 5 Those
  - 6 they
  - 7 This
  - 8 is
  - 9 They're
  - 10 isn't

## Quiz 4

- A**
- 1 behind
  - 2 on
  - 3 under
  - 4 in
  - 5 near

- B**
- 1 the books
  - 2 the box
  - 3 the flowers
  - 4 Zoe
  - 5 Dave

- C**
- 1 c
  - 2 b
  - 3 a
  - 4 c
  - 5 a
  - 6 a
  - 7 b
  - 8 c
  - 9 a
  - 10 b

## Quiz 5

- A**
- 1 is
  - 2 are
  - 3 are
  - 4 is
  - 5 are
  - 6 is
  - 7 are

- B**
- 1 There is one apple.
  - 2 Is there a big bear? / Is a big bear there?
  - 3 There are three red presents.
  - 4 Are there five frogs?
  - 5 There isn't a poster.
  - 6 Is there a big pizza?

- C**
- 1 is
  - 2 No
  - 3 aren't
  - 4 Yes
  - 5 are
  - 6 there
  - 7 isn't

## Quiz 6

- A**
- 1 your
  - 2 His
  - 3 my
  - 4 Her
  - 5 Its

- B**
- 1 c
  - 2 d
  - 3 a
  - 4 e
  - 5 b

- C**
- 1 a
  - 2 b
  - 3 c
  - 4 b
  - 5 a
  - 6 c
  - 7 a
  - 8 b
  - 9 a
  - 10 b

## Quiz 7

- A**
- 1 Dave's
  - 2 Vicky's
  - 3 Brian's
  - 4 Zoe's
  - 5 Jack's

- B**
- 1 Vicky's popcorn is good.
  - 2 Corky's picture is funny.
  - 3 What colour is Ann's rucksack?
  - 4 Zoe's T-shirt is very small.
  - 5 What colour are Brian's jeans?

- C**
- 1 Sam's
  - 2 Jack's
  - 3 Corky's
  - 4 It's
  - 5 Peter's
  - 6 It's
  - 7 Vicky's
  - 8 Mum's
  - 9 They're
  - 10 Zoe's

## Quiz 8

- A**
- 1 d
  - 2 c
  - 3 e
  - 4 a
  - 5 b

- B**
- 1 Yes, I have.
  - 2 No, she hasn't.
  - 3 Yes, he has.
  - 4 Yes, they have.
  - 5 No, I haven't.

- C**
- 1 Has
  - 2 have
  - 3 Has
  - 4 have
  - 5 has
  - 6 Have
  - 7 has
  - 8 Have
  - 9 have
  - 10 have

**Quiz 10**

- A**
- 1 We can speak English well.
  - 2 You can't play basketball.
  - 3 I can't drive a car.
  - 4 Brian can ride a bike.
  - 5 They can run fast.
  - 6 I can't open the door.

- B**
- 1 Yes, he can.
  - 2 No, it can't.
  - 3 Yes, they can.
  - 4 No, she can't.
  - 5 No, I can't.
  - 6 Yes, they can.

- C**
- 1 b
  - 2 a
  - 3 b
  - 4 c
  - 5 a
  - 6 c
  - 7 a
  - 8 a

**Quiz 10**

- A**
- 1 d
  - 2 a
  - 3 e
  - 4 f
  - 5 b
  - 6 c

- B**
- 1 Eat
  - 2 Say
  - 3 up
  - 4 Turn
  - 5 eyes
  - 6 Write

- C**
- 1 Look
  - 2 pencil case
  - 3 sit on
  - 4 Eat
  - 5 Don't read
  - 6 write on
  - 7 here
  - 8 play my

**Quiz 11**

- A**
- 1 watch
  - 2 does
  - 3 get up
  - 4 take
  - 5 goes

- B**
- 1 a
  - 2 a
  - 3 a
  - 4 a
  - 5 b

- C**
- 1 Do
  - 2 doesn't
  - 3 don't
  - 4 do
  - 5 don't
  - 6 do
  - 7 does
  - 8 don't
  - 9 Does
  - 10 doesn't

**Quiz 12**

- A**
- 1 e
  - 2 c
  - 3 a
  - 4 b
  - 5 d

- B**
- 1 I don't have a kite.
  - 2 Do you have a little brother?
  - 3 Brian has a new bike.
  - 4 Does she have glasses?
  - 5 It doesn't have a tail.

- C**
- 1 a
  - 2 b
  - 3 b
  - 4 b
  - 5 b
  - 6 c
  - 7 a
  - 8 c
  - 9 a
  - 10 a

**Quiz 13**

- A**
- 1 in
  - 2 on
  - 3 at
  - 4 in
  - 5 at
  - 6 on

- B**
- 1 d
  - 2 f
  - 3 a
  - 4 c
  - 5 b
  - 6 e

- C**
- 1 In
  - 2 What
  - 3 In
  - 4 Every
  - 5 At
  - 6 In
  - 7 When
  - 8 On

**Quiz 14**

- A**
- 1 How
  - 2 Who's
  - 3 When's
  - 4 What's
  - 5 Where

- B**
- 1 How many posters has she got?
  - 2 Where's Dave's new digicam?
  - 3 What colour is your rucksack?
  - 4 When's Vicky's birthday party?
  - 5 Who's that tall man?

- C**
- 1 b
  - 2 c
  - 3 a
  - 4 b
  - 5 a
  - 6 c
  - 7 a
  - 8 c
  - 9 b
  - 10 a



**Quiz 15****A**

- 1 e
- 2 c
- 3 b
- 4 a
- 5 d

**B**

- 1 a
- 2 b
- 3 b
- 4 a
- 5 b

**C**

- 1 walking
- 2 Yes
- 3 is
- 4 I'm
- 5 studying
- 6 he riding
- 7 doing
- 8 listening
- 9 she eating
- 10 isn't

**Key to the Photocopiable Progress checks****Progress check 1**

- 1
  - 1 zebras
  - 2 men
  - 3 foxes
  - 4 teeth
  - 5 babies
  - 6 dresses
  - 7 hats
  - 8 tomatoes
  - 9 books
  - 10 sheep

**2**

- 1 a
- 2 t
- 3 o
- 4 p
- 5 f
- 6 i
- 7 m
- 8 o

**3**

- 1 It's red and white.
- 2 She's pretty.
- 3 They're friends.
- 4 He's small.
- 5 It's hungry.
- 6 They're happy.

**4**

- 1 b
- 2 a
- 3 a
- 4 b
- 5 a
- 6 b
- 7 a

**5**

- 1 Are, we are
- 2 Are, they aren't
- 3 Is, he is
- 4 Am, you aren't
- 5 Are, I'm not
- 6 Is, she is
- 7 Is, it isn't
- 8 Are, we are
- 9 Are, they are
- 10 Am, you aren't

**Progress check 2****1**

- 1 this, It's
- 2 those, They're
- 3 that, It's
- 4 these, They're
- 5 that, It's
- 6 those, They're

**2**

- 1 Yes.
- 2 No.
- 3 No.
- 4 Yes.
- 5 No.
- 6 Yes.

**3**

- 1 It's in front of
- 2 It's under
- 3 They're behind
- 4 It's on
- 5 They're next to
- 6 It's in
- 7 It's in front of

**4**

- 1 There's one octopus.
- 2 There are three rabbits.
- 3 There is one monkey.
- 4 There is one dog.
- 5 There are four mice.
- 6 There are two frogs.
- 7 There is one parrot.
- 8 There is one cat.
- 9 There are five bees.

**5**

- 1 There are
- 2 That is
- 3 He's
- 4 there aren't
- 5 There is
- 6 Where is
- 7 They're
- 8 Is there
- 9 these
- 10 there is

**Progress check 3****1**

- 1 Her
- 2 Your
- 3 His
- 4 Their
- 5 My
- 6 Its
- 7 Our

**2**

- 1 It's Ann's rucksack.
- 2 It's Tom's ball.
- 3 He's Vicky's teacher.
- 4 They're Jack's rollerblades.
- 5 It's the dog's bowl.
- 6 She's Zoe's mum.
- 7 It's the boy's mouse.
- 8 They're Dave's books.
- 9 It's Sam's apple.

**3**

- 1 True
- 2 False
- 3 True
- 4 False
- 5 False
- 6 True
- 7 True

## Grammar Time 1

4

- 1 Yes, he has.
- 2 Yes, he can.
- 3 No, it hasn't.
- 4 Yes, she can.
- 5 Yes, it has.
- 6 Yes, she has.
- 7 No, he can't.
- 8 No, it hasn't.
- 9 Yes, it can.

5

- 1 I can fly a kite.
- 2 Zoe can dance.
- 3 The girls can play football.
- 4 He can count to ten in English.
- 5 Alligators can swim.
- 6 Corky can talk.
- 7 We've got a small house.
- 8 You've got a new TV.
- 9 Brian's got glasses.
- 10 Nick's got a pet monkey.
- 11 They've got rollerblades.
- 12 I've got brown hair.

### Progress check 4

1

- 1 Don't read
- 2 Don't run
- 3 Play
- 4 Write
- 5 Eat your
- 6 Do your

2

- 1 We don't drink orange juice every day.
- 2 I watch TV on Sunday.
- 3 He doesn't like sport.
- 4 They take the bus to school.
- 5 I don't have a new dress.
- 6 She plays tennis.
- 7 Zoe doesn't have the picnic basket.
- 8 Sam goes to the park at the weekend.
- 9 The gorilla doesn't have a big head.

3

- 1 Does Jane like sandwiches? Yes, she does.
- 2 Does Paul like milk? No, he doesn't.
- 3 Do Zoe and Dave like bananas? Yes, they do.
- 4 Does Jane like burgers? No, she doesn't.
- 5 Does Paul like lemonade? Yes, he does.
- 6 Do Zoe and Dave like tomatoes? No, they don't.

4

- 1 Yes, he does.
- 2 No, she doesn't. She has two sisters.
- 3 Yes, he does.
- 4 No, she doesn't. She has black shoes.
- 5 Yes, she does.
- 6 Yes, he does.
- 7 No, he doesn't. Jane has a kite.

5

- 1 Do they play
- 2 She has
- 3 Write your
- 4 don't have
- 5 gets up
- 6 They have
- 7 you like
- 8 she reads
- 9 Don't write on
- 10 What time does

### Progress check 5

1

- 1 day
- 2 on Tuesdays
- 3 on 29<sup>th</sup> May
- 4 in January
- 5 at 1.30

2

- 1 Who's
- 2 How
- 3 What
- 4 When
- 5 How
- 6 Where
- 7 Who
- 8 Where
- 9 What

3

- 1 Is the woman singing? Yes, she is.
- 2 Are the children playing games? Yes, they are.
- 3 Is he wearing his hat? No, he isn't.
- 4 Are you working hard? Yes, I am.
- 5 Are you going home? No, I'm not.
- 6 Are the boys eating their lunch? No, they aren't.

4

- 1 True.
- 2 False.
- 3 True.
- 4 True.
- 5 False.
- 6 True.
- 7 False.

5

- 1 dance, dancing
- 2 swim, swimming
- 3 ride, riding
- 4 sit, sitting
- 5 sing, singing
- 6 drive, driving
- 7 write, writing
- 8 fly, flying
- 9 watch, watching
- 10 run, running
- 12 close, closing

# Teacher's notes for photocopiable activity sheets

## Unit 1

**Preparation:** Photocopy one activity sheet for every pupil in the class.

### 1 Find the differences.

- Tell pupils to look carefully at the two pictures. Ask them to name two differences.
- Say: *Two babies*. Ask pupils to name the correct picture: *Picture 2*.
- Name three more items in the pictures. Pupils identify the correct picture.
- Divide the class into two teams. Continue to name objects in the pictures. The teams compete to identify the correct picture first and score points for their team.
- Pupils can continue the activity in pairs, e.g.:  
Student A: *Two women*.  
Student B: *Picture 1*.  
After four questions they should swap roles.

### 2 Play the memory game.

- Ask pupils to look at Picture 2 for two minutes and try to remember as many of the things as they can.
- Divide the class into four teams and ask pupils to turn their activity sheets face down.
- Name objects from the picture and ask a pupil to say the number, e.g.:  
Teacher: *Cherry*. Pupil: *Six cherries*.
- Teams score a point for every correct answer they give.

#### Answers

The differences are as follows:

Picture 1	Picture 2
two men	one man
two women	three women
one baby	two babies
three children	four children
six tomatoes	three tomatoes
one cherry	six cherries
four strawberries	one strawberry
three apples	one apple
one orange	three oranges
three sheep	one sheep

one rabbit  
two horses  
three mice

two rabbits  
one horse  
seven mice

## Unit 2

**Preparation:** Photocopy one activity sheet for every pupil in the class.

### 1 Read, choose and complete.

- Ask the pupils to look at Picture 1. Read out the text in the speech bubble. Ask pupils to find the correct reply in the speech bubbles at the top of the page and read it out.
- Ask pupils to write the correct words in the empty speech bubbles. They can work individually or in pairs.

### 2 Act it out.

- Divide the class into groups of three or four. Ask each group to choose two or three pictures to act out for the class.
- Give pupils a few minutes to prepare. Encourage them to act as well as speak their parts.
- Give each group the opportunity to act out at least one of their pictures for the whole class.

#### Answers

- 1 Yes, it is.
- 2 No, he isn't.
- 3 They're happy.
- 4 Yes, you are.
- 5 Yes, we are.
- 6 I'm not OK.

## Unit 3

**Preparation:** Photocopy one activity sheet for every pupil in the class.

### 1 Look and read. Tick the correct box.

- Go through the first example with the class. Ask pupils to look at the first picture and read the two sentences.

- Ask a pupil to read aloud the sentence that matches the picture. Check the class agrees.
- Ask pupils to work individually to complete the task.

**2 Choose a picture. Ask and answer.**

- Choose a picture from Exercise 1 and ask the class questions following the model.
- Alternatively, demonstrate the activity with the class and then let them work in pairs to ask and answer questions about the pictures.

**Answers**

1a 2b 3b 4b 5a 6a

## Unit 4

**Preparation:** Photocopy one activity sheet for every pupil in the class.

**1 Listen and answer. Where are they?**

- Ask the class the first two questions below as a model.
- Divide the class into three or four teams. Ask the remaining questions. Pupils check their worksheets and compete to answer first. Each correct answer scores a point for the team.

**Questions and answers**

Where is Corky? (under the hat)  
Where is the mouse? (on the chair)  
Where is the box? (next to the chair)  
Where are the flowers? (next to the trees)  
Where is the rabbit? (behind the mouse)  
Where is the pizza? (on the table)  
Where are the girls? (near the door)  
Where is the table? (in front of the sofa)

**2 Read and complete.**

- Pupils work individually or in pairs to find the objects in the picture and complete the sentences.

**Answers**

- 1 The girls are near the door.
- 2 The cat is in the box.
- 3 Corky is under the hat.
- 4 Brian is behind the sofa.
- 5 The chair is next to the box.
- 6 The pizza is on the table.
- 7 The trees are next to the flowers.
- 8 The panda is in front of the flowers.

## Unit 5

**Preparation:** For Alternative 1, photocopy two activity sheets for every pupil in the class. Make an answer sheet, with all the items drawn in the correct position. Photocopy one answer sheet for each group of four pupils.

For Alternative 2, photocopy three activity sheets for every pupil in the class.

**1 Listen and draw.**

**Alternative 1**

- Give one activity sheet to each pupil. Point out the small pictures around the main picture. Tell pupils to listen to the sentences and copy the items, drawing them in the correct place in the main picture.
- Read each sentence to the class twice. Give pupils time to draw the items.

**Sentences**

There is a pencil case next to the computer.  
There are two pencils in front of the pencil case.  
There is a kite in the box.  
There are two balls under the bed.  
There is a skateboard behind the box.  
There are three shoes on the floor.  
There is a radio near the computer.  
There are two CDs under the chair.

- Pupils then compare their pictures in pairs. Encourage them to ask questions if there are differences in the finished pictures, e.g.: *Are there three balls under the bed? Is there a pencil in the pencil case?*
- Put pupils into groups of four, and hand out copies of the prepared answer sheet so they can check their answers.

**Alternative 2**

- Give two copies of the activity sheet to each pupil. Divide the class into pairs, Student A and Student B.
- Ask the Student As to draw the small items in different places on the main picture of one sheet. They must include more than one of some of the objects.
- Student As then describe their picture to the Student Bs. Student Bs draw the items on their second sheet.
- Students A & B compare their pictures.
- Then they swap roles and repeat the activity.



## 2 Listen, draw and colour.

- Give one copy of the activity sheet to each pupil. Tell the class you are going to talk about the picture again. They must listen, draw and colour the things you describe.
- Read each sentence aloud twice. Give the children a minute to colour their picture before the next description.

### Sentences

There is a T-shirt on the chair. Colour it red.

There is a bag in front of the desk. Colour it green

There are two books under the desk. Colour them blue.

There is a box near the bed. Colour it yellow.

There are two umbrellas behind the box. Colour them pink.

## Unit 6

**Preparation:** Photocopy one activity sheet for every pupil in the class.

### 1 Complete.

- Read the first sentence with the class, working through the example.
- Pupils complete the writing activity on their own.
- Read out the whole text to the class for pupils to check their answers.

### Answers

This is a photo of me and <sup>1</sup>my friends. <sup>2</sup>Their names are Sally and Jack. Sally is tall. <sup>3</sup>Her dress is red and <sup>4</sup>her shoes are blue. Jack is small. <sup>5</sup>His T shirt is yellow and <sup>6</sup>his shoes are brown. <sup>7</sup>Their hats are green.

The mouse is the class pet. <sup>8</sup>Its name is Nibbles.

The photo is of <sup>9</sup>our school party.

### 2 Read and colour.

- Pupils read their completed text and colour the picture according to the description.

## Unit 7

**Preparation:** Photocopy one activity sheet for every pupil in the class.

### 1 Read and match.

- Read out the first sentence: *It's Dave's bike.* Ask students to draw a line from the bike to the picture of Dave.
- Tell pupils to read rest of the sentences and complete the matching task.

### 2 Ask and answer.

- Ask the questions below. Pupils follow the lines to find who the things belong to. They answer following the model provided.

### Questions and answers

Is it Vicky's kite? (Yes, it is.)

Is it Dave's digicam? (No, it isn't. It's Brian's.)

Are they Vicky's jeans? (Yes, they are.)

Is it Brian's watch? (No, it isn't. It's Dave's.)

Are they Zoe's dresses? (Yes, they are.)

Are they Dave's presents? (Yes, they are.)

Is it Zoe's radio? (No, it isn't. It's Brian's.)

Is it Vicky's skateboard? (Yes, it is.)

Are they Zoe's CDs? (Yes, they are.)

Is it Brian's bike? (No, it isn't. It's Dave's.)

- Pupils can then work in pairs and take turns to ask and answer similar questions following the model provided.

## Unit 8

**Preparation:** Photocopy one activity sheet for every three pupils in the class. Give each group a pair of scissors.

### 1 Play the game.

- Divide the class into groups of three. Give each group a game sheet. Write these words on the board: *furniture* (Row 1), *food* (Row 2), *transport* (Row 3), *animals* (Row 4), *school things* (Row 5), *clothes* (Row 6). Ask students to match each row of pictures to a category word on the board.
- Tell pupils to look at the pictures for two minutes and try to remember them. Test their memory. Call out *food* and ask pupils to name the four food items on their sheet. Continue with the other categories.
- In their groups, pupils cut the pictures out along the guide lines to make cards. Ask one pupil to shuffle the cards and deal them to the group, face down. Each pupil will have eight cards.

- Explain that the object is to collect as many sets of cards as possible.
- Demonstrate the game with two pupils. Tell them to look at their cards. Ask Student A: *Have you got a burger?* Student A answers: *Yes, I have/No, I haven't* and gives you the card if they have it. Student A then asks Student B for a card.
- The winner is the person with the most sets.

## Unit 9

**Preparation:** Photocopy one activity sheet for every two pupils in the class. Cut the sheets in half.

### 1 Ask your partner and complete.

- Pupils work in pairs, Student A and Student B. Give A activity sheets to the Student As and B activity sheets to the Student Bs.
- In pairs, students ask and answer questions to complete their tables. Demonstrate the information gap activity with a volunteer using the example shown. Make sure pupils understand that they need to ask for the missing information on their sheet and tick or cross the boxes accordingly.

### 2 Write about Dave and Corky / Zoe and Brian.

- Explain that pupils should use the table in Exercise 1 to help them write about two characters.
- Ask some pupils to read their sentences aloud. The rest of the class check and correct any mistakes.

#### Answers

Dave can play basketball and he can dance. He can't swim and he can't ride a horse. Corky can dance and he can ride a horse. He can't play basketball and he can't swim. Zoe can swim and she can dance. She can't play basketball and she can't ride a horse. Brian can swim and he can play basketball. He can't dance and he can't ride a horse.

## Unit 10

**Preparation:** Photocopy one activity sheet for every pupil in the class. Give each pupil an activity sheet and a pair of scissors.

### 1 Make five sentences.

- Ask pupils to cut out the words on the top half of the sheet. Then, working individually or in pairs they make five class rules from the words. Encourage them to make positive as well as negative imperatives.

#### Possible Answers

Don't eat / talk in class.  
Don't sit / write on your desk.  
Don't talk to your friend.  
Don't run in school.  
Walk in school.  
Listen / Talk to the teacher.  
Do your homework.

### 2 Choose a sentence. Draw and write.

- Tell pupils to choose the rule they like best and make a poster for it. Ask them to draw a picture to illustrate their rule in the frame and write the rule at the bottom.
- Ask individual pupils to come to the front and show their pictures, covering the rule with their hand. The class have to guess the rule.
- You could then ask the class to choose their favourite three rules and display these in the classroom.

## Unit 11

**Preparation:** Photocopy one activity sheet for every pupil in the class.

### 1 Work in groups of four. Ask, answer and complete.

- Ask pupils to work in groups of four. Copy the questionnaire onto the board. Get two pupils to the front and ask them to write their names along the top of the grid.
- Demonstrate the activity, following the example on the activity sheet. Tick and cross the correct boxes on the board as the children ask and answer the questions.

- The children work in their groups to complete their questionnaires.

## 2 Tell the class.

- The pupils take turns to tell the class about one person in their group.
- You can round up by taking a class poll of likes and dislikes using the information gathered by each group. Ask one pupil from each group to report to the class on how many people like each item in their group.

## Unit 12

**Preparation:** Photocopy one activity sheet for each pair of pupils in the class. Give each pair a pair of scissors.

### 1 Play the animal game.

- Pupils work in pairs. They should cut the cards out along the guidelines. Then ask them to shuffle the cards and then place them face down on the desk.
- Demonstrate the game with a volunteer. Turn over the top card and, without showing the card to your partner, read the question out. The pupil answers *Yes, they do* or *No, they don't*. If the pupil answers correctly, hand the card over. If not, keep it. The pupil picks up the next card and asks you the question. Explain that the object of the game is to win as many cards as you can.
- Pupils play the game in pairs until all the cards have been used.

### 2 Write questions. Then ask and answer.

- Get pupils to work in pairs and write three more questions about animals.
- Pupils take turns to read the questions for the class to answer. You can treat this activity as a team game with pupils scoring points for their team for every correct answer.

## Unit 13

**Preparation:** Photocopy one activity sheet for each pupil in the class.

### 1 Listen and answer.

- Divide the class into small groups. Ask them to write the numbers 1–8 on a piece of paper. Explain that you are going to read some questions out. They must write the answers down. Demonstrate the task first. Ask: *When is Dave's basketball practice?* Prompt the reply: *On Sundays.*
- Read the questions out. Limit the amount of time you give the groups to find the answers.
- Read the questions again. Go round the class, asking different groups to answer. Write the answers on the board. Groups check their answers and give themselves a mark out of 8.

### Questions and Answers

- 1 What time does Dave's school start? (At 8.30.)
- 2 What time does it finish? (At 3.30.)
- 3 When does the Christmas holiday start? (On the 21<sup>st</sup> December.)
- 4 When does Zoe do homework? (On Thursdays and Saturdays.)
- 5 When is Dave's football practice? (On Wednesdays.)
- 6 What time is Zoe's music lesson? (At 5.30.)
- 7 When is Dave's birthday? (On Tuesday 4<sup>th</sup> December.)
- 8 When is the summer holiday? (In July.)

### 2 Read and tick.

- Pupils either work in pairs or on their own to complete the reading activity.

### Answers

1 False; 2 True; 3 False; 4 True; 5 False

## Unit 14

**Preparation:** Photocopy one activity sheet for each pupil in the class.

### 1 Read and complete.

- Pupils can either work individually or in pairs to write the missing words in the dialogues.

### Answers

1 Who's; 2 What's; 3 Where's; 4 When;  
5 How; 6 How; 7 What's

## 2 Act it out.

- Divide the class into pairs and groups of three. They choose one exchange to act out for the class from Exercise 1.
- Give them ten minutes to practise their parts. Encourage pupils to act as well as say their parts and also add some new questions and answers.
- Pupils act out their dialogues for the class.

## Unit 15

**Preparation:** Photocopy one activity sheet for each pupil in the class.

### 1 Play a game: Who is it?

- Choose a picture. Describe it to the pupils, using the present continuous, e.g.: *He's wearing a T-shirt. He's not watching TV.* Pupils guess which picture you are describing.
- Divide the class into teams and continue describing the characters. Every pupil who guesses correctly scores a point for their team.
- Alternatively, pupils can work in pairs. They take turns to make sentences and guess who is being described.

#### Possible Answers

*Brian:* He isn't wearing glasses. He's listening to his I-Pod / music.  
*Zoe:* She's going to the cinema.  
*Kate & Anna:* They're talking / chatting. They aren't listening to the teacher.  
*Dave:* He's sleeping in front of the TV  
*Corky:* He's wearing a hat. He's watching TV.  
*Vicky:* She's wearing a dress. She's reading a magazine.  
*Ben & Sam:* They're playing football.

### 2 What are they doing? Complete the sentences.

- Pupils look at the pictures and write sentences about the characters.
- Go through the first example with the class, *Dave is sleeping.*

- Pupils then continue to complete the sentences working individually or in pairs.
- If your pupils need support to complete their sentences, write these prompts on the board: *playing football, going to the cinema, listening to music, sleeping, reading a magazine, talking, watching TV.*
- You could then extend the activity with a memory game. Ask pupils to study the pictures for two minutes. Then tell them to turn their activity sheets face down. Ask questions, eg: *Is Brian wearing glasses? Are the girls listening to the teacher? Is Corky wearing a hat? Is Zoe going to the park?* etc.

#### Answers


- 1 Dave is sleeping.
- 2 Vicky is reading a magazine.
- 3 Ben and Sam are playing football.
- 4 Zoe is going to the cinema.
- 5 Brian is listening to music.
- 6 Kate and Anna are talking.
- 7 Corky is watching TV.




# Unit 1

## 1 Find the differences.

Picture 1



Picture 2



## 2 Play the memory game.

# Unit 2

## 1 Read, choose and complete.

Yes, you are.

They're happy.

I'm not OK.

Yes, it is.

Yes, we are.

No, he isn't.

1 Is it a good CD?



.....

2 Is Corky here?



.....

3 We're very happy!



.....

4 Am I a good ballerina?



.....

5 Are you friends?



.....

6 Are you OK?




No, .....

## 2 Act it out.




# Unit 3


## 1 Look and read. Tick (✓) the correct box.

1  a This is a gorilla.   
 b That is a gorilla.

←


2 a These are cowboys.   
 b Those are cowboys.


→ 

3  a That is a sheep.   
 b Those are sheep.


←

4 a This is a cherry and those are strawberries.   
 b This is a strawberry and those are cherries.



5  a These are bees here. Those are ants.   
 b These are ants. Those are bees over there.

6 a This is a bad photo. That is a good photo.   
 b This is a good photo. That is a bad photo.



## 2 Choose a picture. Ask and answer.

A: Is this an iguana?  
 B: No, it isn't. It's a gorilla.

A: What's this?  
 B: It's a gorilla.


A: Are those horses?  
 B: No they aren't. They're sheep.

A: What are those?  
 B: They're sheep.

# Unit 4

## 1 Listen and answer. Where are they?

in on under behind in front of next to near





## 2 Read and complete.

- 1 The girls are .....
- 2 The cat is .....
- 3 Corky is .....
- 4 Brian is .....
- 5 The chair is .....
- 6 The pizza is .....
- 7 The trees are .....
- 8 The panda is .....

# Unit 5


## 1 Listen and draw.



## 2 Listen, draw and colour.

# Unit 6

## 1 Complete.



Their His our Her ~~my~~ Its his Their her

This is a photo of me and (1) *my*..... friends. (2) ..... names are Sally and Jack. Sally is tall. (3) ..... dress is red and (4) ..... shoes are blue. Jack is small. (5) ..... T-shirt is yellow and (6) ..... shoes are brown. (7) ..... hats are green. The mouse is the class pet. (8) ..... name is Nibbles. The photo is of (9) ..... school party.

## 2 Read and colour the picture.

# Unit 7

## 1 Read and match.

It's Dave's bike.


It's Vicky's skateboard.

They're Dave's presents.

They're Zoe's CDs.

It's Brian's radio.

They're Vicky's jeans.



## 2 Listen. Then ask and answer.

A: Is it Dave's digicam?

B: No, it isn't. It's Brian's. Are they Vicky's jeans?

A: Yes, they are.

# Unit 8

## 1 Play the game.













# Unit 9

## 1 Ask your partner and complete.

### Activity Sheet A

A: Can Zoe swim? B: Yes, she can.

				
	X		✓	
		✓	X	
	X			✓
			✓	X

## 2 Write about Dave and Corky.









Dave can ... and ... He can't ...

✂ .....

## 1 Ask your partner and complete.

### Activity Sheet B

B: Can Dave swim? A: No, he can't.

				
		✓		X
	✓			X
		✓	X	
	✓	X		

## 2 Write about Zoe and Brian.

Zoe can ... and ... She can't ...

# Unit 10

1 Make five sentences.

DON'T  
DON'T  
DON'T  
DO

EAT  
LISTEN  
SIT  
TALK  
RUN  
WALK  
WRITE

IN CLASS  
ON YOUR DESK  
TO THE TEACHER  
IN SCHOOL  
TO YOUR FRIEND

2 Choose a sentence. Draw and write.

.....

# Unit 11

## 1 Work in groups of four. Ask, answer and complete.







A: Sam, do you like fish?

B: Yes, I do.

C: Susie, do you like burgers?

D: No, I don't.

### What do you like?

Name	Me			
				
				
				
				
				
				

## 2 Tell the class.

Sam likes ... and ... . He doesn't like ... .

## Unit 12

### 1 Play the animal game.

Do monkeys have four legs?

No.

Do fish have tails?

Yes.

Do birds have beaks?

Yes.

Do elephants have small ears?

No.

Do ostriches have fur?

No.

Do cats have big noses?

No.

Do horses have long tails?

Yes.

Do alligators have hair?

No.

Do frogs have big eyes?

Yes.

Do foxes have fur?

Yes.

Do bears have long legs?

No.

Do dogs have ears?

Yes.

### 2 Write questions. Then ask and answer.

# Unit 13

## 1 Listen and answer.

When is Dave's basketball practice?

On Sundays.

Dave's School Timetable	
Monday-Friday	
8.30 a.m.	school starts
1. 30 p.m.	lunchtime
3.30 p.m.	school finishes
Mondays - swimming lessons	
Wednesdays - football practice	
Sundays - basketball practice	

**Zoe's Diary December 3<sup>rd</sup>-9<sup>th</sup>**

- Monday 3<sup>rd</sup> - music lesson @ 5.30
- Tuesday 4<sup>th</sup> - Dave's Birthday
- Wednesday 5<sup>th</sup> - swimming lesson
- Thursday 6<sup>th</sup> - homework
- Friday 7<sup>th</sup> - swimming lesson
- Saturday 8<sup>th</sup> - homework

**School Holidays**

Christmas holiday:  
21<sup>st</sup> December - 3<sup>rd</sup> January

Spring holiday:  
2<sup>nd</sup> April - 15<sup>th</sup> April

Summer holiday:  
1<sup>st</sup> July - 31<sup>st</sup> July

## 2 Read and tick (✓) True or False.

- |   | True                     | False                    |
|---|--------------------------|--------------------------|
| 1 Dave has swimming lessons on Wednesdays.            | <input type="checkbox"/> | <input type="checkbox"/> |
| 2 The spring holiday is in April.                     | <input type="checkbox"/> | <input type="checkbox"/> |
| 3 Dave has lunch at one o'clock.                      | <input type="checkbox"/> | <input type="checkbox"/> |
| 4 Dave's basketball practice is on Sundays.           | <input type="checkbox"/> | <input type="checkbox"/> |
| 5 Zoe's swimming lessons are on Tuesdays and Fridays. | <input type="checkbox"/> | <input type="checkbox"/> |

# Unit 14

## 1 Read and complete.

How What's Who's Where's How When What's



## 2 Act it out.




# Unit 15

## 1 Play a game: Who is it?



Brian



Zoe



Kate and Anna



Dave and Corky



Vicky



Ben and Jason

## 2 What are they doing? Complete the sentences.

- 1 Dave is .....
- 2 Vicky is .....
- 3 Ben and Sam are .....
- 4 Zoe is .....
- 5 Brian is .....
- 6 Kate and Anna are .....
- 7 Corky is .....

**Quiz 1**

Name: .....

Date: .....

**A Write the plural.**

- 1 bee .....
- 2 apple .....
- 3 witch .....
- 4 cherry .....
- 5 box .....

Score: ...../5

**B Circle the correct word.**

- 1 *a / an* toy
- 2 *a / an* iguana
- 3 *a / an* cake
- 4 *a / an* kite
- 5 *a / an* ant
- 6 *a / an* strawberry
- 7 *a / an* ostrich
- 8 *a / an* eye
- 9 *a / an* watch
- 10 *a / an* umbrella

Score: ...../10

**C Write the missing words.**

- |             |                |
|-------------|----------------|
| 1 one mouse | four .....     |
| 2 one ..... | three children |
| 3 one fish  | five .....     |
| 4 one foot  | two .....      |
| 5 one ..... | ten women      |

Score: ...../5

**Total: ...../20**

## Quiz 2

Name: .....

Date: .....

### A Write new sentences.

- 1 We aren't tall. (short) .....
- 2 It's a horse. (not / zebra) .....
- 3 He's sad. (not / happy) .....
- 4 They are small. (not / big) .....
- 5 She isn't a teacher. (pupil) .....

Score: ...../5

### B Complete the questions.

- 1 ..... a bird? Yes, it is.
- 2 ..... a pupil? No, he isn't.
- 3 ..... pandas? Yes, they are.
- 4 ..... singer? No, she isn't.
- 5 ..... hungry? Yes, we are.

Score: ...../5

### C Choose and write the correct word(s).

- 1 ..... she pretty?  
a Are b Is c Am
- 2 ..... is silly.  
a They b We c He
- 3 ..... I a good boy?  
a Am b Are c Is
- 4 Is ..... a plane?  
a he b it c they
- 5 ..... are friends.  
a She b It c We
- 6 ..... a big elephant.  
a It's b They're c We're
- 7 I ..... a cowboy.  
a 'e b 'm c 's
- 8 Are ..... bad boys?  
a I b she c you
- 9 ..... 's clever.  
a We b They c She
- 10 ..... aren't ballerinas.  
a They b I c He

Score: ...../10

Total: ...../20

# Quiz 3

Name: .....

Date: .....

## A Circle the correct word.

- 1 *This / These* boy isn't happy.
- 2 *That / Those* pictures are good.
- 3 *That / Those* is a big apple.
- 4 *Those / This* bears are brown.
- 5 *These / That* aren't new CDs.
- 6 *This / These* rubber is big.

Score: ...../6

## B Match.

- |                      |                     |
|----------------------|---------------------|
| 1 Are these pencils? | a They're ants.     |
| 2 What's this?       | b No, it's a chimp. |
| 3 What are those?    | c Yes, they are.    |
| 4 Is that a gorilla? | d It's an ostrich.  |

Score: ...../4

## C Choose and write the correct word(s).

- |   |                |
|---|----------------|
| 1 What is ..... over there?               | this / that    |
| 2 Are those alligators? Yes, they .....   | are / is       |
| 3 ..... cats are hungry.                  | That / These   |
| 4 A: What's this?<br>B: ..... a dinosaur. | It's / They're |
| 5 ..... men are happy.                    | They / Those   |
| 6 Are these kites? Yes, ..... are.        | it / they      |
| 7 ..... monkey is funny.                  | These / This   |
| 8 Is that a toy horse? Yes, it .....      | is / are       |
| 9 What are these? .....cakes.             | They're / It's |
| 10 Is this a red pen? No, it .....        | aren't / isn't |

Score: ...../10

**Total:** ...../20

# Quiz 4

Name: .....

Date: .....

## A Look, choose and write.

on near in under behind

- 1 Zoe is ..... Dave.
- 2 Corky is ..... the big table.
- 3 Brian is ..... the table.
- 4 The pictures are ..... the box.
- 5 The small table is ..... the sofa.



Score: ...../5

## B Complete the questions.

- 1 Where are .....? They're next to the box.
- 2 Where is .....? It's in front of the small table.
- 3 Where are .....? They're under the small table.
- 4 Where is .....? She's on the sofa.
- 5 Where is .....? He's in front of the sofa.

Score: ...../5

## C Choose and write the correct word(s).

- |                                |              |               |           |
|--------------------------------|--------------|---------------|-----------|
| 1 The kite ..... the door.     | a is in      | b are next to | c is near |
| 2 Where's ..... ?              | a the plates | b the plate   | c plate   |
| 3 The toys are ..... the floor | a on         | b in          | c under   |
| 4 Where ..... the bird?        | a isn't      | b are         | c is      |
| 5 ..... the plane?             | a Where's    | b Where are   | c Where   |
| 6 The trees ..... in the park. | a are        | b isn't       | c is      |
| 7 Where ..... pencils?         | a is the     | b are the     | c are     |
| 8 The vase ..... the desk.     | a are on     | b on          | c is on   |
| 9 Where are ..... ?            | a the pupils | b the pupil   | c pupil   |
| 10 Corky ..... the car.        | a are in     | b is in       | c is      |

Score: ...../10

Total: ...../20

# Quiz 5

Name: .....

Date: .....

## A Write *is* or *are*.

- 1 There ..... a burger.
- 2 There ..... six dresses.
- 3 There ..... ten cakes.
- 4 There ..... a chair.
- 5 There ..... two pandas.
- 6 There ..... a clock.
- 7 There ..... three vases.

Score: ...../7

## B Put the words in the correct order.

- 1 one / There / apple / is .....
- 2 bear? / a / big / Is / there .....
- 3 red / three / presents / There / are .....
- 4 Are / frogs? / there / five .....
- 5 There / poster / a / isn't .....
- 6 big / there / Is / pizza? / a .....

Score: ...../6

## C Read, choose and complete.

Yes aren't is there No are isn't

- |  |                         |
|--|-------------------------|
| 1 A: Is there an elephant over there?        | B: Yes, there .....     |
| 2 A: Are there twenty students in the class? | B: ....., there aren't. |
| 3 A: Are there two planes in the sky?        | B: No, there .....      |
| 4 A: Is there an iguana in the box?          | B: ....., there is.     |
| 5 A: Are there three eggs in the bowl?       | B: Yes, there .....     |
| 6 A: Is there a house in the park?           | B: No, ..... isn't.     |
| 7 A: Is there a shoe behind the door?        | B: No, there .....      |

Score: ...../7

Total: ...../20



## Quiz 6

Name: .....

Date: .....

### A Choose and write the correct word(s).

- |   |              |
|---|--------------|
| 1 I'm Billy. What's ..... name?                 | their / your |
| 2 He's a boy. .... name is Mike.                | His / Her    |
| 3 This is my T-shirt and these are ..... shoes. | its / my     |
| 4 She's tall. .... hair is brown.               | His / Her    |
| 5 .....tail is long.                            | Our / Its    |

Score: ...../5

### B Match and write.

- |                 |                                    |       |
|-----------------|------------------------------------|-------|
| 1 I'm Zoe       | a and his friend, Peter.           | ..... |
| 2 We're pupils  | b and her friend, Ann.             | ..... |
| 3 This is Dave  | c and this is my parrot, Corky.    | ..... |
| 4 They're eight | d and this is our English teacher. | ..... |
| 5 This is Vicky | e and their birthday is today.     | ..... |

Score: ...../5

### C Choose and write the correct word(s).

- |   |         |         |         |
|---|---------|---------|---------|
| 1 Is this ..... CD?                                   | a your  | b you   | c me    |
| 2 This is a fish. .... tail is small.                 | a My    | b Its   | c Their |
| 3 She's here. .... glasses are on the table.          | a Our   | b His   | c Her   |
| 4 This is our classroom. And this is ..... class pet. | a his   | b our   | c her   |
| 5 Is this ..... T-shirt? Yes, it is my T-shirt.       | a your  | b their | c our   |
| 6 These are ..... flowers.                            | a you   | b me    | c my    |
| 7 He isn't our friend. He's ..... friend.             | a their | b they  | c you   |
| 8 He's over there. .... bag is green.                 | a Her   | b His   | c Their |
| 9 It's a big dog. .... head is black and white.       | a Its   | b Their | c It's  |
| 10 This isn't ..... cake. It's your cake.             | a your  | b my    | c you   |

Score: ...../10

Total: ...../20

# Quiz 7

Name: .....

Date: .....

## A Write 's.

- 1 It's ..... radio. (Dave)
- 2 ..... shoes are pink. (Vicky)
- 3 This is ..... hat. (Brian)
- 4 What colour are ..... rollerblades? (Zoe)
- 5 Is it ..... pencil case? (Jack)

Score: ...../5

## B Put the words in the correct order.

- 1 popcorn / good / is / Vicky's .....
- 2 picture / Corky's / funny / is .....
- 3 What / Ann's / rucksack? / is / colour .....
- 4 Zoe's / small / T-shirt / very / is .....
- 5 jeans? / colour / Brian's / are / What .....

Score: ...../5

## C Choose and write the correct word(s).

- 1 Is that ..... burger? Sam / Sam's
- 2 This is ..... house. Jack's / Jacks
- 3 ..... sad. Corky / Corky's
- 4 A: What colour is Emma's umbrella?  
B: ..... red and white. It's / They're
- 5 They're ..... books. Jenny / Peter's
- 6 A: What colour is Tim's cat?  
B: ..... brown. It's / Its
- 7 These are ..... sandwiches. Vickys / Vicky's
- 8 It's ..... birthday cake. Mum's / Mum
- 9 A: What colour are Lynn's sunglasses?  
B: ..... brown. They / They're
- 10 ..... trousers are blue and her hat is red. Zoe's / Dave's

Score: ...../10

Total: ...../20

# Quiz 8

Name: .....

Date: .....

## A Match and write.

- |        |                           |       |
|--------|---------------------------|-------|
| 1 Have | a he got a brother?       | ..... |
| 2 They | b got a cute face.        | ..... |
| 3 She  | c have got watches.       | ..... |
| 4 Has  | d you got an i-pod?       | ..... |
| 5 It's | e hasn't got rollerblades | ..... |

Score: ...../5

## B Circle the correct answer.

- 1 A: Have you got the CDs?  
B: Yes, I have. / Yes, they have.
- 2 A: Has Emma got brown hair  
B: No, I haven't. / No, she hasn't.
- 3 A: Has he got a new friend?  
B: Yes, he has. / No, she hasn't.
- 4 A: Have they got soft fur?  
B: Yes, they have. / Yes we have.
- 5 A: Have you got the flowers?  
B: No, she hasn't. / No, I haven't.

Score: ...../5

## C Write *have* or *has*.

- |  |                                  |
|--|----------------------------------|
| 1 ..... Dave got a computer?           | 6 ..... we got the sandwiches?   |
| 2 Jack and Chloe ..... got ice-creams. | 7 My house ..... got a red door. |
| 3 ..... your teacher got a car?        | 8 ..... the boys got CD players? |
| 4 We ..... got two horses.             | 9 They ..... got new pet mice.   |
| 5 It ..... got a funny face.           | 10 I ..... got long hair.        |

Score: ...../10

**Total:** ...../20

# Quiz 9

Name: .....

Date: .....

## A Put the words in the correct order.

- 1 can / English / We / well / speak .....
- 2 You / can't / basketball / play .....
- 3 drive / a / I / can't / car .....
- 4 bike / Brian / ride / can / a .....
- 5 can / fast / run / They .....
- 6 open / can't / door / the / I .....

Score: ...../6

## B Choose, read and write.

Yes, they can. Yes, he can. No, I can't. No, she can't. Yes, they can. No, it can't.

- 1 Can he swim? .....
- 2 Can it fly? .....
- 3 Can Ann and Chloe sing? .....
- 4 Can she play the guitar? .....
- 5 Can you play football? .....
- 6 Can they read? .....

Score: ...../6

## C Choose and write the correct word(s).

- 1 Can you fly a kite? Yes, ..... a you can b I can c he can
- 2 She's an English teacher.  
She ..... English. a can read b can't read c can't speak
- 3 He ..... a horse. a can't drive b can't ride c play
- 4 ..... close the window? a I can b I can't c Can you
- 5 She's a ballerina. She can ..... a dance b fly c play
- 6 Can fish talk? No, ..... a it can't b they can c they can't
- 7 Can the baby walk? No, ..... a he can't b they can't c we can't
- 8 ..... jump. It's a frog. a It can b It can't c Can it

Score: ...../8

Total: ...../20

# Quiz 10

Name: .....

Date: .....

## A Match and write.

- |               |                   |       |
|---------------|-------------------|-------|
| 1 Don't eat   | a to your room!   | ..... |
| 2 Go          | b your book!      | ..... |
| 3 Say         | c on this chair!  | ..... |
| 4 Listen      | d my chocolate!   | ..... |
| 5 Don't close | e your name!      | ..... |
| 6 Sit         | f to the teacher! | ..... |

Score: ...../6

## B Circle the correct word.

- 1 *Drink / Eat* your sandwich!
- 2 *Say / Sing* 'Hello'!
- 3 *Stand up / down!*
- 4 *Touch / Turn* left!
- 5 Open your eyes / *nose!*
- 6 *Say / Write* in English!

Score: ...../6

## C Choose and write the correct word(s).

- |                           |                       |
|---------------------------|-----------------------|
| 1 ..... at the trees!     | Look / Listen         |
| 2 Open your .....         | pencil case / pencil! |
| 3 Don't ..... the floor!  | sit / sit on          |
| 4 ..... your cherries!    | Eat / Drink           |
| 5 ..... my book!          | Don't read / Don't    |
| 6 Don't ..... the poster! | write / write on      |
| 7 Come .....              | here / there          |
| 8 Don't ..... guitar!     | play / play my        |

Score: ...../8

**Total: ...../20**

# Quiz 11

Name: .....

Date: .....

## A Choose and write.

does get up goes take watch

- 1 We ..... TV on Saturdays.
- 2 He ..... his homework in the evening.
- 3 I ..... at 6 o'clock in the morning.
- 4 They ..... the bus to school.
- 5 She ..... to the cinema on Friday evening.

Score: ...../5

## B Tick (✓) the correct answer.

- |                                     |                   |                          |
|-------------------------------------|-------------------|--------------------------|
| 1 Do you go to school at 9 o'clock? | a No, I don't.    | <input type="checkbox"/> |
|                                     | b No, you don't.  | <input type="checkbox"/> |
| 2 Does Chloe like tennis?           | a Yes, she does.  | <input type="checkbox"/> |
|                                     | b No, he doesn't. | <input type="checkbox"/> |
| 3 Do the boys watch TV every day?   | a No, they don't. | <input type="checkbox"/> |
|                                     | b No, we don't.   | <input type="checkbox"/> |
| 4 Does Dave wash his Dad's car?     | a Yes, he does.   | <input type="checkbox"/> |
|                                     | b Yes, I do.      | <input type="checkbox"/> |
| 5 Do they eat eggs?                 | a No, we don't.   | <input type="checkbox"/> |
|                                     | b Yes, they do.   | <input type="checkbox"/> |

Score: ...../5

## C Write do, does, don't or doesn't.

- 1 ..... you go to bed at 10 o'clock?
- 2 He likes lemonade but he ..... like orange juice.
- 3 I sing but I ..... play the guitar.
- 4 A: Do you love pizza? B: Yes, I .....
- 5 We ..... go to school on Saturdays or Sundays.
- 6 We ..... our homework every Saturday afternoon.
- 7 A: Does your sister play basketball every Friday? B: Yes, she .....
- 8 We like apples but we ..... like bananas.
- 9 A: ..... he like his English lessons? B: Yes, he does.
- 10 A: Does Chloe like sport? B: No, she .....

Score: ...../10

**Total: ...../20**



# Quiz 12

Name: .....

Date: .....

## A Match and write.

- |          |                       |       |
|----------|-----------------------|-------|
| 1 I      | a doesn't have a pen. | ..... |
| 2 Do     | b she have a car?     | ..... |
| 3 He     | c you have a pet?     | ..... |
| 4 Does   | d a big head.         | ..... |
| 5 It has | e have black hair.    | ..... |

Score: ...../5

## B Put the words in the correct order.

- 1 don't / I / have / kite / a .....
- 2 a / brother? / have / Do / little / you .....
- 3 has / Brian / bike / a / new .....
- 4 Does / glasses? / have / she .....
- 5 tail / a / have / doesn't / It .....

Score: ...../5

## C Choose and write the correct word(s).

- |                       |                                |              |           |                |
|-----------------------|--------------------------------|--------------|-----------|----------------|
| 1 Zoe and Vicky ..... | computers.                     | a have       | b has     | c does         |
| 2 I .....             | have a camera.                 | a doesn't    | b don't   | c does         |
| 3 Does the .....      | have a skateboard?             | a girls      | b boy     | c women        |
| 4 .....               | you have brown eyes?           | a Does       | b Do      | c Doesn't      |
| 5 .....               | skateboards.                   | a They have  | b Do they | c They don't   |
| 6 It .....            | long legs.                     | a don't have | b have    | c doesn't have |
| 7 .....               | don't have a garden.           | a We         | b It      | c He           |
| 8 .....               | Dave have black hair?          | a Don't      | b Do      | c Does         |
| 9 .....               | have a picnic basket?          | a Do you     | b He      | c She has      |
| 10 .....              | has black hair and brown eyes. | a Sam        | b They    | c I            |

Score: ...../10

**Total: ...../20**

# Quiz 13

Name: .....

Date: .....

## A Write *at, in or on*.

- 1 My birthday is ..... June.
- 2 I go swimming ..... Saturdays.
- 3 I take the bus ..... 7 o'clock.
- 4 It snows ..... the winter.
- 5 Lessons start ..... 8 o'clock.
- 6 The English test is ..... Thursday.

Score: ...../6

## B Match and write.

- |                           |                              |       |
|---------------------------|------------------------------|-------|
| 1 Our Autumn holiday is   | a the evening.               | ..... |
| 2 Brian watches TV on     | b 25 <sup>th</sup> December. | ..... |
| 3 I read magazines in     | c at 5 o'clock.              | ..... |
| 4 The volleyball match is | d in October.                | ..... |
| 5 Christmas Day is on     | e half past nine.            | ..... |
| 6 I go to bed at          | f Fridays.                   | ..... |

Score: ...../6

## C Circle the correct answer.

- |   |                                    |
|---|------------------------------------|
| 1 A: When is your summer holiday?                   | B: <i>At / In</i> August.          |
| 2 A: <i>What / When</i> time do you have lunch?     | B: At 1 o'clock.                   |
| 3 A: When does Zoe study?                           | B: <i>In / On</i> the evening.     |
| 4 A: When are the computer classes?                 | B: <i>At / Every</i> Monday.       |
| 5 A: What time do the children have guitar lessons? | B: <i>At / On</i> half past three. |
| 6 A: When's your birthday?                          | B: <i>At / In</i> December.        |
| 7 A: <i>When / What</i> is Dave's TV programme?     | B: On Wednesday evening.           |
| 8 A: When do you go to the park?                    | B: <i>Every / On</i> Sundays.      |

Score: ...../8

**Total:** ...../20

# Quiz 14

Name: .....

Date: .....

## A Choose and complete the questions.

Who's When's How Where What's

- 1 ..... old is Brian?
- 2 ..... she?
- 3 ..... the party?
- 4 ..... your favourite colour?
- 5 ..... do you live?

Score: ...../5

## B Put the words in the correct order.

- 1 posters / she / many / has / How / got? .....
- 2 Dave's / new / Where's / digicam? .....
- 3 colour / is / rucksack? / your / What .....
- 4 When's / party / Vicky's? / birthday? .....
- 5 tall / man? / Who's / that .....

Score: ...../5

## C Choose and write the correct word(s).

- 1 ..... your favourite singer? a Who b Who's c What's
- 2 A: How are you?  
B: ..... fine. a They're b You're c I'm
- 3 ..... my chocolate egg? a Where's b Where c Where are
- 4 A: How many cakes have .....?  
B: I've got two. a she got b you got c they got
- 5 A: ..... that?  
B: It's an octopus. a What's b Who's c What
- 6 ..... your camping holiday? a Where b When c When's
- 7 ..... my shoes? a Where are b Where is c Where
- 8 ..... your favourite CD? a How b What c What's
- 9 ..... Dave and Brian? a How is b How are c Who is
- 10 A: What .....?  
B: They're cherries. a are these b these c is this

Score: ...../10

**Total: ...../20**

# Quiz 15

Name: .....

Date: .....

## A Match and write.

- 1 Are a is eating a sandwich. ....
- 2 I'm b he writing a book? .....
- 3 Is c wearing a red T-shirt. ....
- 4 She d aren't playing in the park. ....
- 5 They e you coming to the cinema? .....

Score: ...../10

## B Tick (✓) the correct answer.

- 1 Are we going home? a Yes, we are.
- b No, they aren't.
- 2 What are you doing? a You're sewing.
- b I'm sewing.
- 3 Is it drinking the milk? a Yes, I am.
- b Yes, it is.
- 4 Is Zoe watching TV? a No, she isn't.
- b No, he isn't.
- 5 What's Dave doing? a You're playing the guitar.
- b He's playing the guitar.

Score: ...../5

## C Choose and write the correct word(s).

- 1 He's ..... to school. walk / walking
- 2 A: Are they playing volleyball? Yes / No
- B: ..... they are. is / are
- 3 Ben ..... wearing my shoes. I'm / I
- 4 A: What are you doing? study / studying
- B: ..... talking to my friend. he riding / she riding
- 5 You aren't .....!
- 6 A: Is ..... your bike? do / doing
- B: No, he isn't.
- 7 A: What's the baby .....? listening / listen
- B: He's playing. eating / she eating
- 8 I'm ..... to my i-pod. isn't / aren't
- 9 A: Is ..... pizza?
- B: Yes, she is.
- 10 The iguana ..... running fast.

Score: ...../10


Total: ...../20


# Progress check 1 (Units 1–2)

Name: .....


Date: .....

## 1 Look at the pictures and letters. Write the plural words.

1  r / a / s / e / b / z    \_ \_ \_ \_ \_

2 n / e / m    \_ \_ \_ 


3  o / s / f / x / e    \_ \_ \_ \_ \_

4 t / h / t / e / e    \_ \_ \_ \_ \_ 


5  i / a / b / b / s / e    \_ \_ \_ \_ \_

6 s / e / r / s / d / e / s    \_ \_ \_ \_ \_ 

7  a / h / s / t    \_ \_ \_ \_ \_

8 o / m / e / o / a / t / s / t    \_ \_ \_ \_ \_ 

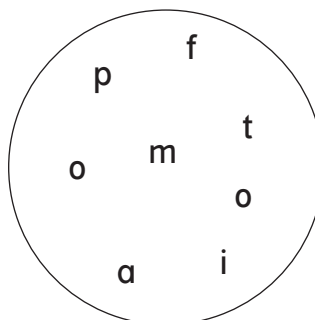
9  s / k / o / b / o    \_ \_ \_ \_ \_

10 p / h / s / e / e    \_ \_ \_ \_ \_ 

Score: ...../10

## 2 Choose and write the missing letter.

- |                |             |
|----------------|-------------|
| 1 an _lligator | 5 a _riend  |
| 2 a _ree       | 6 an _guana |
| 3 an _ctopus   | 7 a _onkey  |
| 4 a _anda      | 8 an _range |



Score: ...../8

## 3 Read and write. Use *He's*, *She's*, *It's* or *They're*.

- The box is red and white. *It's red and white.* .....
- Zoe is pretty. ....
- Dave and Brian are friends. ....
- The boy is small. ....
- The cat is hungry. ....
- The children are happy. ....

Score: ...../5

**4 Read and tick (✓) the correct box.**

- 1 a It's a new hat.   
 b It's a black hat.



- 2 a They aren't potatoes.   
 b They're potatoes.



- 3 a Brian's sad.   
 b Brian's happy.



- 4 a You aren't tall.   
 b You're tall.



- 5 a I'm not a witch.   
 b I'm a witch.



- 6 a The girls are good.   
 b The girls aren't good.



- 7 a The ball's white.   
 b The ball isn't white.



Score: ...../7

**5 Complete the questions and answers.**

- |    |                          |            |
|----|--------------------------|------------|
| 1  | ..... we good singers?   | Yes, ..... |
| 2  | ..... they cowboys?      | No, .....  |
| 3  | ..... he sad?            | Yes, ..... |
| 4  | ..... I a funny parrot?  | No, .....  |
| 5  | ..... you a ballerina?   | No, .....  |
| 6  | ..... she a good friend? | Yes, ..... |
| 7  | ..... it a big plane?    | No, .....  |
| 8  | ..... you clever pupils? | Yes, ..... |
| 9  | ..... they sisters?      | Yes, ..... |
| 10 | ..... I late?            | No, .....  |

Score: ...../10

**Total: ...../40**



# Progress check 2 (Units 3–5)

Name: .....

Date: .....

## 1 Complete the questions and answers.

1



A: What's *this*.....?

B: *It's*..... a T-shirt.



2 A: What are .....

B: ..... zebras.



3



A: What's .....

B: ..... a fish.



4 A: What are .....

B: ..... CDs.



5



A: What's .....

B: ..... an apple.



6 A: What are .....

B: ..... pandas.



Score: ...../10

## 2 Look and read. Write Yes or No.

- 1 There's a monkey under the cat. ....
- 2 There are two frogs on the elephant. ....
- 3 There's an iguana next to the dog. ....
- 4 There are three mice in the bag. ....
- 5 There's a rabbit behind the elephant. ....
- 6 There are five bees on the iguana. ....



Score: ...../6

**3 Look at Exercise 2 and write.**

- 1 Where's the iguana? *It's in front of* ..... the dog.
- 2 Where's the big mouse? ..... the elephant.
- 3 Where are the rabbits? ..... the dog.
- 4 Where's the cat? ..... the monkey.
- 5 Where are the frogs? ..... the elephant.
- 6 Where's the octopus? ..... the bag.
- 7 Where's the parrot? ..... the elephant.

Score: ...../6

**4 Look at Exercise 2 again. Count and write.**

- 1 (octopus) *There's one octopus.* .....
- 1 (rabbit) .....
- 2 (monkey) .....
- 3 (dog) .....
- 4 (mouse) .....
- 5 (frog) .....
- 6 (parrot) .....
- 7 (cat) .....
- 8 (bee) .....

Score: ...../8

**5 Choose and write.**

- 1 ..... four glasses.                      There is / There are
- 2 ..... a hamster over there!            This is / That is
- 3 A: Where's Brian?  
   B: ..... in the car.                      He's / She's
- 4 A: Are there two posters?  
   B: No, ..... .                              there isn't / there aren't
- 5 ..... a cat in the tree.                      There is / There are
- 6 ..... the dog?                                Where is / Where are
- 7 A: What are these?  
   B: ..... ants.                                It's / They're
- 8 ..... a burger?                                Is there / Are there
- 9 Look at ..... puppies.                      this / these
- 10 A: Is there a computer on the desk?  
    B: Yes, ..... .                                there is / there are

Score: ...../10

**Total: ...../40**

# Progress check 3 (Units 6–9)

Name: .....

Date: .....

## 1 Choose and write.

Her My Your His Our Its Their

- |  |  |
|--|--|
| 1 Zoe's pencil case is pink.<br>..... pencil case is pink. | 5 I've got a new camera.<br>..... camera is new. |
| 2 You've got short hair.<br>..... hair is short.           | 6 The cat's fur is brown.<br>..... fur is brown. |
| 3 Dave's jeans are old<br>..... jeans are old.             | 7 We've got big pizzas.<br>..... pizzas are big. |
| 4 They've got a red car.<br>..... car is red.              |  |

Score: ...../7

## 2 Write sentences.

- |                              |                                   |
|------------------------------|-----------------------------------|
| 1 It / Ann / rucksack        | ..... <i>It's Ann's rucksack.</i> |
| 2 It / Tom / ball            | .....                             |
| 3 He / Vicky / teacher       | .....                             |
| 4 They / Jack / rollerblades | .....                             |
| 5 It / the dog / bowl        | .....                             |
| 6 She / Zoe / mum            | .....                             |
| 7 It / the boy / mouse       | .....                             |
| 8 They / Dave / books        | .....                             |
| 9 It / Sam / apple           | .....                             |

Score: ...../8

## 3 Look at the picture on the next page. Read and tick (✓) True or False.

- |   | True                     | False                    |
|---|--------------------------|--------------------------|
| 1 The little girl can walk.             | <input type="checkbox"/> | <input type="checkbox"/> |
| 2 The dog has got a long tail.          | <input type="checkbox"/> | <input type="checkbox"/> |
| 3 The cat can run fast.                 | <input type="checkbox"/> | <input type="checkbox"/> |
| 4 The boy has got a black hat.          | <input type="checkbox"/> | <input type="checkbox"/> |
| 5 The horse can't jump.                 | <input type="checkbox"/> | <input type="checkbox"/> |
| 6 The girl hasn't got a cake.           | <input type="checkbox"/> | <input type="checkbox"/> |
| 7 The little girl has got an ice-cream. | <input type="checkbox"/> | <input type="checkbox"/> |

Score: ...../7



**4 Look at the picture in Exercise 3 again. Read and write answers.**

- 1 Has the man got a hat? *Yes, he has.*
- 2 Can the boy swim? .....
- 3 Has the horse got a short tail? .....
- 4 Can the girl read? .....
- 5 Has the dog got a short tail? .....
- 6 Has the girl got a sandwich? .....
- 7 Can the man ride a horse? .....
- 8 Has the little girl got a watch? .....
- 9 Can the dog run fast? .....

Score: ...../8

**5 Write positive statements.**

**can**

- 1 I / fly / a kite *I can fly a kite.*
- 2 Zoe / dance .....
- 3 The girls / play football .....
- 4 He / count to ten / in English .....
- 5 Alligators / swim .....
- 6 Corky / talk .....

**have got**

- 7 We / small house *We've got a small house.*
- 8 You / new TV .....
- 9 Brian / glasses .....
- 10 Nick / pet monkey .....
- 11 They / rollerblades .....
- 12 I / brown hair .....

Score: ...../10

**Total:** ...../40

# Progress check 4 (Units 10–12)

Name: .....

Date: .....

## 1 Choose and write.

~~Don't read~~ Do your Eat your Don't run Play Write

- 1 *Don't read* ..... comics in class.
- 2 ..... fast!
- 3 ..... the game!
- 4 ..... the answer!
- 5 ..... breakfast!
- 6 ..... homework!

Score: ...../5

## 2 Write the opposite.

- 1 We drink orange juice every day. *We don't drink orange juice every day.*
- 2 I don't watch TV on Sunday. ....
- 3 He likes sport. ....
- 4 They don't take the bus to school. ....
- 5 I have a new dress. ....
- 6 She doesn't play tennis. ....
- 7 Zoe has the picnic basket. ....
- 8 Sam doesn't go to the park at the weekend. ....
- 9 The gorilla has a big head. ....

Score: ...../8

## 3 Read and write questions and answers.

- 1 Jane / sandwiches  
*Does Jane like sandwiches? Yes, she does.*
- 2 Paul / milk  
.....
- 3 Zoe and Dave / bananas  
.....
- 4 Jane / burgers  
.....
- 5 Paul / lemonade  
.....
- 6 Zoe and Dave / tomatoes  
.....

	Jane	Paul	Dave and Zoe
sandwiches	✓		
milk		X	
bananas			✓
burgers	X		
lemonade		✓	
tomatoes			X

Score: ...../10

**4 Look and answer Yes or No.**



- 1 Does Sam have a little brother? .....
- 2 Does Jane have one sister? .....
- 3 Does Sam eat pizza? .....
- 4 Does Jane have white shoes? .....
- 5 Does Jane like cats? .....
- 6 Does Sam have black hair? .....
- 7 Does Sam have a kite? .....

Score: ...../7

**5 Choose and write.**

- 1 ..... football every day?
- 2 ..... a red rucksack.
- 3 ..... name in the book, please.
- 4 I ..... a computer.
- 5 Dad ..... at half past six.
- 6 ..... a new CD player.
- 7 Do ..... my new jeans?
- 8 After breakfast ..... a book.
- 9 ..... the desk!
- 10 ..... Dave go swimming?

- Do they play / They play
- Does she have / She has
- Write your / Write you
- don't have / haven't
- get up / gets up
- They have / Do they have
- I like / you like
- she reads / she read
- Don't write on / Don't write
- What time do / What time does

Score: ...../10

**Total:** ...../40



# Progress check 5 (Units 13–15)

Name: .....

Date: .....

## 1 Choose and write.

at 1.30 on 29<sup>th</sup> May day in January on Tuesdays

- 1 I don't go to school every .....
- 2 Our tennis lessons are ..... and Thursdays.
- 3 Ann's birthday is .....
- 4 It's very cold .....
- 5 The shop opens ..... on Wednesdays.

Score: ...../5

## 2 Complete the questions.

- 1 *Who* ..... is your best friend?
- 2 ..... old is Zoe?
- 3 ..... colour is her hair?
- 4 ..... is Sam's birthday?
- 5 ..... many sisters has Jane got?
- 6 ..... does Brian live?
- 7 ..... is that boy?
- 8 ..... is my i-pod?
- 9 ..... is your favourite TV programme?

Score: ...../8

## 3 Write questions and answers.

- 1 the woman / sing / ?  
*Is the woman singing?* ..... *Yes, she is.* .....
- 2 the children / play / games / ?  
 ..... Yes, .....
- 3 he / wear / his hat / ?  
 ..... No, .....
- 4 you / work hard / ?  
 ..... Yes, .....
- 5 you / go / home / ?  
 ..... No, .....
- 6 the boys / eat / their lunch / ?  
 ..... No, .....

Score: ...../10

**4 Look, read and tick (✓) True or False.**

- 1 The boys are playing football.
- 2 Vicky is wearing a hat.
- 3 Corky is sleeping.
- 4 Zoe is wearing sunglasses.
- 5 The cat is drinking milk.
- 6 Vicky is going to the shop.
- 7 Zoe is eating a sandwich.

True	False
<input type="checkbox"/>	<input type="checkbox"/>
<input type="checkbox"/>	<input type="checkbox"/>
<input type="checkbox"/>	<input type="checkbox"/>
<input type="checkbox"/>	<input type="checkbox"/>
<input type="checkbox"/>	<input type="checkbox"/>
<input type="checkbox"/>	<input type="checkbox"/>
<input type="checkbox"/>	<input type="checkbox"/>



Score: ...../7

**5 Circle ten more verbs in the word search. Write the -ing form below.**

f	d	a	n	c	e	b	w
m	r	u	n	l	f	l	a
s	i	x	p	o	l	h	t
i	v	g	w	s	y	x	c
n	e	n	r	e	t	g	h
g	d	c	i	s	w	i	m
b	s	f	t	l	p	b	y
r	i	d	e	w	s	i	t

- |   |              |                |    |       |       |
|---|--------------|----------------|----|-------|-------|
| 1 | <u>dance</u> | <u>dancing</u> | 7  | ..... | ..... |
| 2 | .....        | .....          | 8  | ..... | ..... |
| 3 | .....        | .....          | 9  | ..... | ..... |
| 4 | .....        | .....          | 10 | ..... | ..... |
| 5 | .....        | .....          | 11 | ..... | ..... |
| 6 | .....        | .....          |    |       |       |

Score: ...../10

Total: ...../40