


2c



Read at Home

Floppy and the Bone



Series created by Roderick Hunt and Alex Brychta



Tips for Reading Together

Children learn best when reading is fun.

- Talk about the title and the pictures on the cover.
- Look through the pictures together and discuss what you think the story might be about.
- Read the story together, pointing to the words and inviting your child to join in.
- Give lots of praise as your child reads with you, and help them when necessary.
- Have fun finding the hidden butterflies.
- Enjoy re-reading the story and encourage your child to say the repeated phrases with you.

Children enjoy reading stories again and again.
This helps to build their confidence.

Have fun!

Find the butterfly hidden in every picture.




Floppy and the Bone

Written by Cynthia Rider
Illustrated by Alex Brychta




OXFORD
UNIVERSITY PRESS




Floppy saw a big bone.




“I want that bone,”
said Floppy.



So he took it!



“Stop! Stop!” said Biff.




“Drop the bone!” said Chip.



But Floppy didn't stop,
and he didn't drop the bone!




He ran up the hill.



He ran into a wood...




and onto a bridge...
and stopped!



Floppy looked down.


He saw a dog in the water.



The dog had a big bone.



Floppy wanted that bone, too.



Grrrrrrrrrr!
went Floppy.



SPLASH! went the bone.
SPLASH! went Floppy.

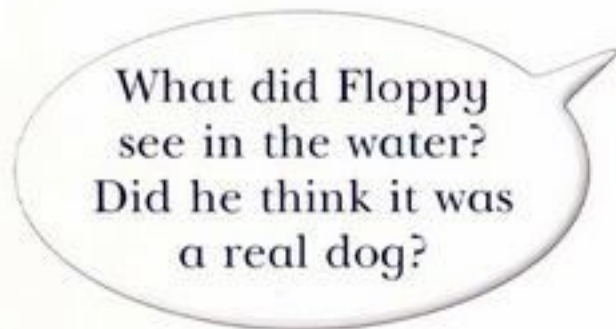


“Oh no!” said Floppy.
“The dog I saw was me!”

Think about the story



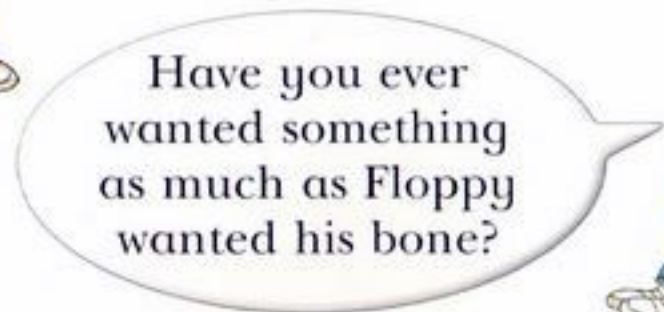
Why do you think Floppy took the bone?



What did Floppy see in the water?
Did he think it was a real dog?




Do you think Floppy was a sensible dog in this story?



Have you ever wanted something as much as Floppy wanted his bone?

Picture puzzle

How many things can you find beginning with the same sound as the 'b' in ball?




Useful common words repeated in this story and other books at Level 2.

big dog he stop that the went

Names in this story: Biff Chip Floppy

(Answer to picture puzzle: ball, bike, bottle, bowl, boy, bush, butterfly)

More books for you to enjoy



OXFORD
UNIVERSITY PRESS

Great Clarendon Street,
Oxford OX2 6DP

Text © Cynthia Rider - adapted by
the author from an Aesop Fable 2005
Illustrations © Alex Brychta 2005
Designed by Andy Wilson

First published 2005
All rights reserved

British Library Cataloguing
in Publication Data available

ISBN 978-0-19-838559-2


10 9 8 7 6 5 4

Printed in China by Imago

Have more fun
with Read at Home



Floppy wanted the big bone.






Read at Home is designed for young readers. The entertaining stories and humorous illustrations contain built-in progression and vocabulary repetition – which is just what children need to become successful readers!

Level 2: Starting to Read

For children who:

- can recognise a few words by sight
- can use pictures to read simple sentences
- know some initial letter sounds



Oxford Reading Tree is used in 80% of primary schools

OXFORD
UNIVERSITY PRESS

www.oup.com

Series Editors: Kate Ruttle, Annemarie Young

£3.99

ISBN 978-0-19838559-2



9 780198 385592