

READING Sketch

STARTER



READING Sketch

STARTER

1

Guide to Reading Sketch Starter

Phonics

Phonetically controlled decodable words are presented so that the students remember the sounds of letters.



Main Story & Story Chant

The main stories are level appropriate and related to interesting, relevant curriculum-based topics. Along with attractive illustrations, cheerful story chants capture the students' attention and familiarize them with their key sentence patterns.

Comprehension

The students' understanding of the passage is tested through basic comprehension questions.

Pattern Practice

The students are encouraged to practice each story's major sentence pattern by building different sentences from it.

Unit 01 What is your favorite flower?

Pretty Flowers

Here is my **flower** bed.
 I have a **red** flower.
 I have a **yellow** flower.
 I have a **pink** flower.
 I have a **blue** flower.
 I make a flower basket.
 It is for you.

High Frequency Words
 Circle and read these words.
 I a you

Phonics
 Short Vowel
 bed red

Key Words
 flower
 yellow
 pink
 blue

Comprehension

Choose and circle.

1. This story is about flowers vegetables

2. I have a blue white flower.

3. I make a flower cake flower basket

Pattern Practice

Match and write.

1. red 2. blue
 yellow
 3. pink 4. red
 blue

I have a _____ flower.

Fun Time

Color each flower red, yellow, pink, or blue.

Key Words

Key words are introduced to help the students learn level-appropriate new words.



High Frequency Words

High frequency words are listed to improve the students' reading fluency. Learning them develops the students' automatic recognition of basic words.



Word Power

A range of vocabulary activities help the students review their newly learned words.

Fun Time

Various multisensory activities allow the students to engage multiple senses in class and improve their learning.



Let's Review

Fun games with captivating images help students review and practice the key words and sentence patterns that they have learned.



Flashcards

Flashcards including every key word in the book with an accompanying illustration enable the students to review their vocabulary.

Contents



Unit	Theme	Title	Page
01	Flowers	Pretty Flowers	6
02	Family	Meet My Family	10
03	Feelings	A New Pet	14
04	Fruit	Sweet Fruits	18
05	Good Manners	The Playground	22
06	Healthy Habits	Dinnertime	26
07	Vegetables	A Wonderful Garden	30
08	Shapes	My Shape Hunt	34

Let's Review 

..... 38

Unit	Theme	Title	Page
09	Size	Thumbelina	40
10	Myself	A Super Boy	44
11	Movements	Bees Are Hard Workers	48
12	Birthdays	A Birthday Card	52
13	Clothes	Playing Dress Up	56
14	Sharing	Thank You, Friends!	60
15	Nature	What Is It?	64
16	Numbers	That's Not Fair	68

Let's Review 

..... 72

Scope & Sequence

74

Flashcards

77



Unit
01

Q What is your favorite flower?



Phonics 02

Short Vowel

bed red

Key Words 03



flower



yellow



pink



blue

Pretty Flowers

Here is my **flower** bed.

I have a red flower.

I have a **yellow** flower.

I have a **pink** flower.

I have a **blue** flower.

I make a flower basket.

It is for you.



High Frequency Words

Circle and read these words.

I a you



Comprehension

▶ Choose and circle.

1. This story is about



2. I have a



flower.

3. I make a _____.


a flower cake

b flower basket


Word Power

▶ Trace and circle.

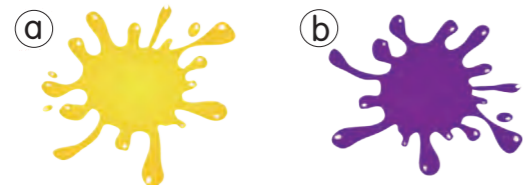
1. flower



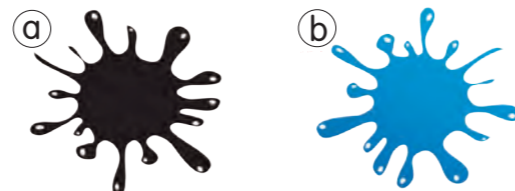
2. pink



3. yellow



4. blue



Pattern Practice

▶ Match and write.



red

yellow



pink

blue



I have a _____ flower.

Fun Time

▶ Color each flower red, yellow, pink, or blue.



Unit 02

Q How many people are in your family?

Phonics 06

Short Vowel

big kiss

Key Words 07



dad



mom



brother



sister



Meet My Family

Come and meet my family.

This is my **dad**.

This is my **mom**.

This is my **brother**.

This is my baby **sister**.

I love them all.

I give them big kisses!

High Frequency Words

Circle and read these words.

my this them

Comprehension


▶ Choose and circle.

1. This story is about my



2. I give my family big



3. This  is my _____.

a mom

b baby sister

Word Power

▶ Match and trace.



a dad

b brother

c mom

d sister

Pattern Practice

▶ Match and write.

1.

dad

2.

mom

3.

brother

4.


sister



This is my _____.

Fun Time

▶ Draw and talk about your family.



Unit
03

Q What kind of pet do you want?

Phonics 

Short Vowels

pet puppy

12

13

A New Pet

We have a new pet.

Guess what?

It is an iguana!

I am happy.

I am excited.

But my sister is sad.

She is scared.

She wants a puppy!



happy



excited



sad



scared



High Frequency Words



Circle and read these words.

am it but

Comprehension

▶ Choose and circle.


1. This story is about a a  b  .
 toy pet

2. I feel a  b  .
 scared excited


3. My sister wants _____ as a pet.
a a puppy b a kitten

Word Power


▶ Circle and write.

1.  masade


 sad

2.  ofexcited

 excited

3.  pscareda





 scared

4.  elhappy

 happy

Pattern Practice

▶ Match and write.

1. 	•	happy	2. 
		excited	
3. 	•	sad	4. 
		scared	

I am _____ .

Fun Time

▶ Draw the faces and act out the feelings.



Unit
04

Q What is your favorite fruit?

16 17

Phonics 14

Short Vowel

apple

Key Words 15



orange



mango



pear



lemon



Sweet Fruits

I love fruit.

I eat an apple.

I eat an orange.

I eat a mango.

I eat a pear.

Yum! They are sweet.

I eat a lemon.

Yuck! It is sour!



High Frequency Words

Circle and read these words.

an eat love




Comprehension

▶ Choose and circle.

1. This story is about



2. I eat





3. The lemon is _____.

(a) sweet

(b) sour

Word Power

▶ Check the words.



Pattern Practice

▶ Match and write.



an apple

an orange



a mango

a pear



I eat _____

Fun Time

▶ Sing and dance.

Apple, apple, it's sweet. 

Mango, mango, it's sweet. 

Apple, mango, they're yummy. 

Apple, mango in my tummy. 

Fruits, fruits, they're sweet. 

Fruits, fruits, fun to eat! 



* Download the lyrics from our website.

Unit 05

Q What can you see at the playground?

Phonics 19

Short Vowels

spring fun

Key Words 20



slide



seesaw



swing



spring horse



The Playground

I am at the playground.

There is a slide.

There is a seesaw.

There is a swing.

There is a spring horse.

I wait my turn.

Oh, now it is my turn.

Yippee! It is fun!



High Frequency Words

Circle and read these words.

there is now

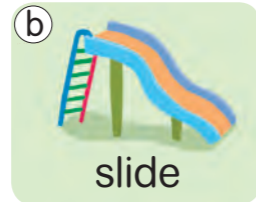
Comprehension

▶ Choose and circle.

1. I am at the



2. I see a



at the playground.

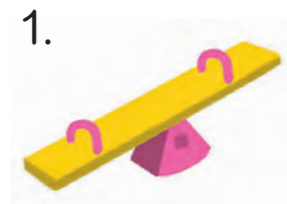
3. I feel _____ at the playground.

a excited

b sad

Word Power

▶ Match and trace.



a swing

b slide

c seesaw

d spring horse

Pattern Practice

▶ Match and write.



slide

seesaw

swing

spring horse



There is a _____.

Fun Time

▶ Stick and do the actions.



Unit
06

Q When do you brush your teeth?

Phonics 23

Short Vowels

hand dinner

Key Words 24



wash



clean



dish



teeth



Dinnertime

It is time for dinner.

I wash my hands.

Look! My hands are clean.

I eat my dinner.

Look! My dishes are clean.

I brush my teeth.

Look! My teeth are clean.



High Frequency Words

Circle and read these words.

are look time

Unit 07

Q What vegetable do you want to grow?



Phonics 28

Short Vowel

well vegetable

Key Words 29



carrot



onion



potato



tomato

A Wonderful Garden

30 31

This is a vegetable garden.

There are **carrots**.

There are **onions**.

There are **potatoes**.

There are **tomatoes**.

They grow well.

Oh, a caterpillar! It eats the leaves.

It grows well too.

What a wonderful garden!



High Frequency Words

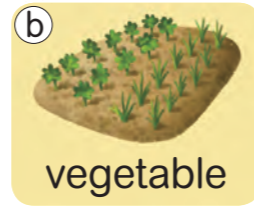
Circle and read these words.

the what too


Comprehension

▶ Choose and circle.

1. This story is about a garden.



2. A caterpillar eats the .



3. What a _____ garden!


(a) wonderful

(b) bad

Word Power

▶ Trace and circle.

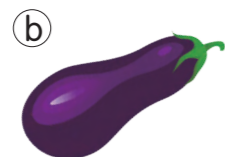
1. _____
onion




2. _____
potato



3. _____
carrot



4. _____
tomato



Pattern Practice

▶ Match and write.



carrots

onions



potatoes


tomatoes



There are _____.

Fun Time

▶ Draw and talk about your vegetable face.



Q How many sides does a triangle have?

Phonics 32


Short Vowels

click hunt

Key Words 33



circle



triangle



diamond



heart



Triangle



Diamond



Circle

My Shape Hunt

I am a photographer.
I go on a shape hunt.
I see a **circle**. Click!
I see a **triangle**. Click!
I see a **diamond**. Click!
I see a **heart**. Click!
I make a shape book!

High Frequency Words

Circle and read these words.

go see make

Comprehension

▶ Choose and circle.

1. This story is about



2. I am a



3. I make a shape _____.

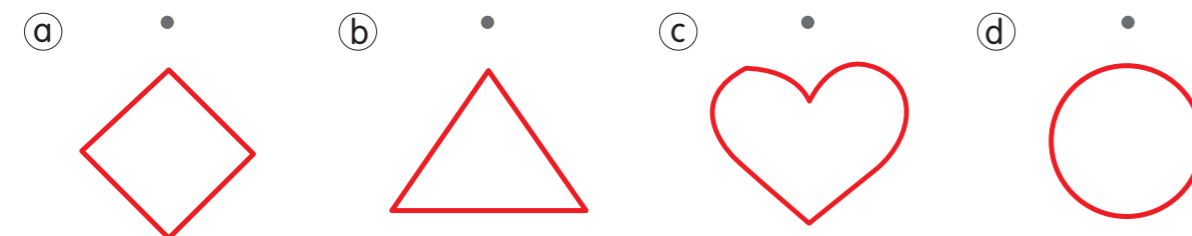
a book

b card

Word Power

▶ Trace and match.

1. triangle 2. diamond 3. circle 4. heart



Pattern Practice

▶ Match and write.



circle
triangle



diamond
heart





I see a _____.

Fun Time


▶ Sing and make the shapes with your fingers.




We are shapes. You can see us everywhere.

I'm a circle.  I'm a circle. 

You can see me everywhere.

I'm a round, round shape.

I'm a circle, circle, circle. 


 triangle  diamond  heart

* Download the lyrics from our website.

Let's Review



I see a triangle.



She is (happy / scared).



I eat an apple.



There are carrot s.



I have a red flower.




My teeth are clean.



There is a swing.



This is my (brother / sister).



Q What does Thumbelina look like?



Thumbelina

There is a very little **girl**.
Her name is Thumbelina.
She has a **tiny dress**.
She has a tiny bag.
She has a tiny **mat**.
She has a tiny **bed**.
It is a tiny walnut shell.

Phonics 37

Short Vowel

bag **mat**

Key Words 38



girl



tiny



dress



bed

High Frequency Words

Circle and read these words.

has **name** **little**

Comprehension

▶ Choose and circle.

1. This story is about



2. Thumbelina has a



bed.

3. Thumbelina is a _____ girl.

Ⓐ big

Ⓑ tiny

Word Power

▶ Check the words.



Pattern Practice

▶ Match and write.



dress



bag



mat



bed

She has a tiny _____.

Fun Time

▶ Find the hidden pictures.



▶ dress, hat, bag, bed, chair

Unit
10

Q What can you do well?

Phonics 41

Short Vowel

run

Key Words 42



swim



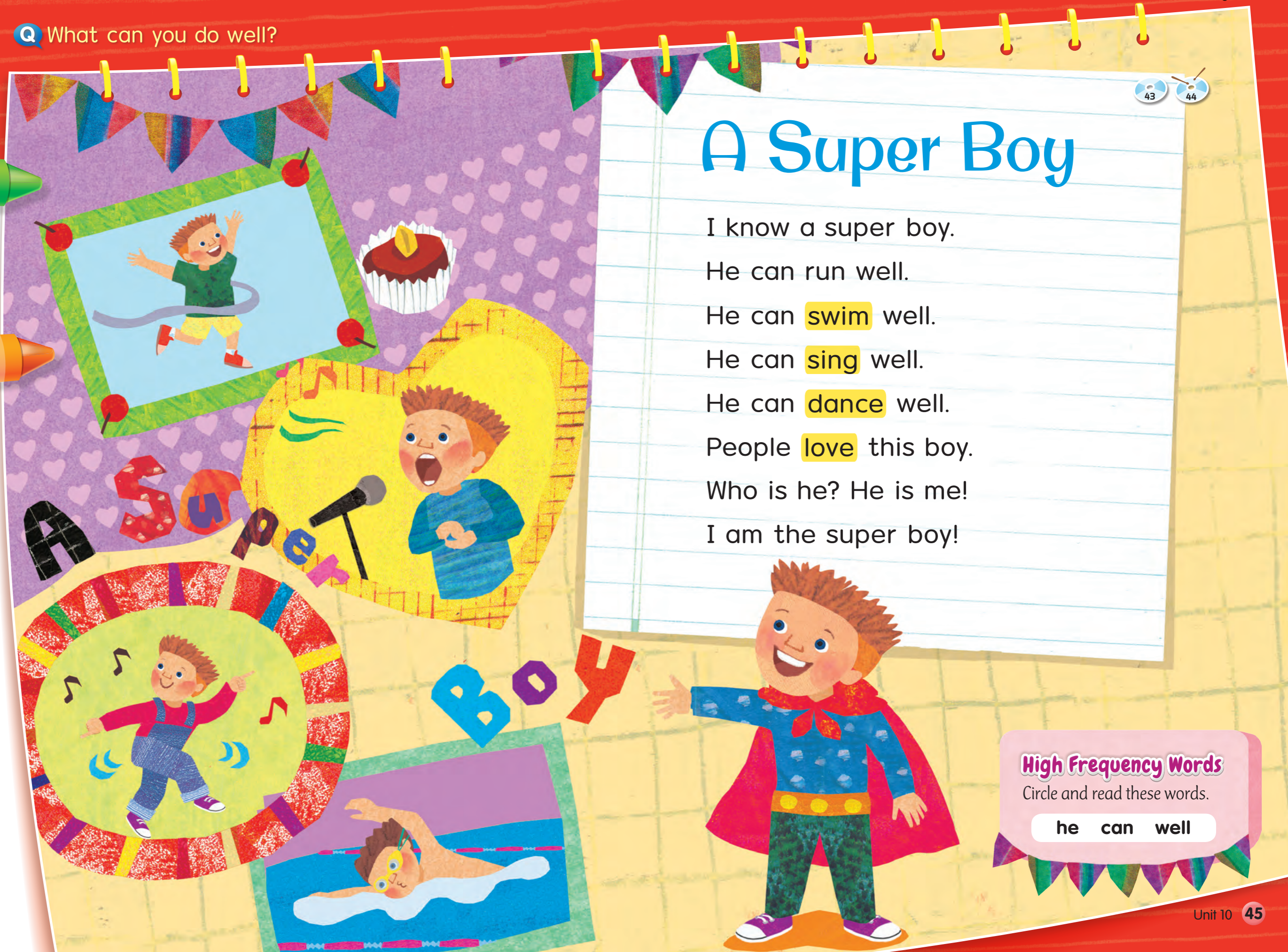
sing



dance



love



A Super Boy

I know a super boy.

He can run well.

He can swim well.

He can sing well.

He can dance well.

People love this boy.

Who is he? He is me!

I am the super boy!

High Frequency Words

Circle and read these words.

he can well

Comprehension

▶ Choose and circle.

1. This story is about a boy.



2. The boy can well.







3. People _____ the boy.

Ⓐ hate

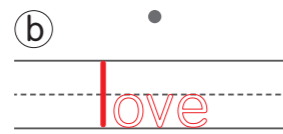
Ⓑ love

Word Power

▶ Match and trace.



Ⓐ  dance

Ⓑ  love

Ⓒ  sing

Ⓓ  swim

Pattern Practice

▶ Match and write.



run



swim



sing



dance

He can _____ well.

Fun Time

▶ Rank what you can do well. Then stick.



Unit
11

Q Do you like bees?

47 48

Phonics 45

Short Vowel

back

Key Words 46



up



down



left



right

Bees Are Hard Workers

Buzz! Bees are on the flowers.

They are very busy.

They fly up.

They fly down.

They fly left.

They fly right.

They fly back home.

Buzz! They make sweet honey!



High Frequency Words


Circle and read these words.


they fly very

Comprehension

▶ Choose and circle.

1. This story is about

(a) 
butterflies

(b) 
bees

2. Bees fly back

(a) 
home


(b) 
to the hole

3. Bees make sweet _____.


(a) honey (b) candy

Word Power


▶ Circle and write.

1.  downed


down

2.  alefte

left

3.  rightan


right


4.  stupow

up

Pattern Practice

▶ Match and write.

1. 


3. 


up

down

left

right


2. 


4. 


They fly


Fun Time

▶ Pretend that you are a bee. Listen and do the actions. 49

1. 

2. 

3. 

4. 

Q What do you do on your birthday?



A Birthday Card

Here is a birthday card for Tom.

Let's draw a **cake**.

Let's draw **candles**.

Let's draw **presents**.

Let's draw **balloons**.

Let's draw our faces.

One more thing!

Let's write, "Happy Birthday, Tom!"



cake



candle



present



balloon



High Frequency Words

Circle and read these words.

one our draw

Comprehension

▶ Choose and circle.

1. This story is about a birthday



2. We draw Ⓐ  a cake




3. We write “_____, Tom!” on the card.

Ⓐ Happy New Year

Ⓑ Happy Birthday

Word Power

▶ Check the words.



candy



cake



birthday



present

Pattern Practice

▶ Match and write.



candle



balloon



Let's draw a _____.

Fun Time

▶ Sing and draw.



* Download the lyrics from our website.

Unit
13

Q Do you like to play dress up?

Phonics 55

Short Vowels

hat pop

Key Words 56



jacket



tie



skirt



sunglasses



Playing Dress Up

I wear a jacket.

I wear a tie.

I wear a hat.

Abracadabra! I am a magician.

My sister wears a skirt.

She wears a necklace.

She wears sunglasses.

Ta-da! She is a pop star.



High Frequency Words

Circle and read these words.

she my sister

Comprehension

▶ Choose and circle.

1. This story is about playing



2. I wear a



3. My sister is a _____.

Ⓐ magician

Ⓑ pop star

Word Power

▶ Match and trace.



Ⓐ 

Ⓑ 

Ⓒ 

Ⓓ 

Pattern Practice

▶ Match and write.



a jacket



a tie



a skirt



sunglasses

I wear _____.

Fun Time

▶ Look and stick. Then say what they are wearing.



Unit
14

Q What do you usually eat for lunch?

61 62

Thank You, Friends!

Oh no! I don't have my lunch!

Sam shares his **ham**.

Pam shares her **jam**.

Teddy shares his **bread**.

Betty shares her **salad**.

Now I can eat lunch.

Thank you, friends!

Phonics 59

Short Vowels

Sam lunch

Key Words 60



ham



jam



bread



salad



High Frequency Words

Circle and read these words.

no his her

Comprehension

▶ Choose and circle.

1. It is time for



2. Teddy shares his



3. Thanks to my _____, I can eat lunch.

Ⓐ teachers

Ⓑ friends

Word Power

▶ Circle and write.



Ⓐ drsalad
salad



Ⓐ okjamb
jam



Ⓐ cbreads
bread



Ⓑ bjhame
ham

Pattern Practice

▶ Match and write.



He / his ham
He / his jam



She / her bread
She / her salad



_____ shares _____

Fun Time

▶ Stick and make you own lunch.



Q Who do you look like?

Phonics 63

Short Vowel

sun

Key Words 64



starfish



star



seahorse



horse



What Is It?

Look at this **starfish**.

It looks like a **star**.

Look at this **seahorse**.

It looks like a **horse**.

Look at this flower.

It looks like the sun.

Do you know what it is?



High Frequency Words

Circle and read these words.

like at do

Comprehension

▶ Choose and circle.

1. She is



2. A starfish looks like



3. The name of the flower is “_____.”

Ⓐ sunflower

Ⓑ rose

Word Power

▶ Check the words.

1.



star

moon

2.



sun

starfish

3.



sea

seahorse

4.



horse

cow

Pattern Practice

▶ Match and write.

1.



2.



3.



Ⓐ

a star

Ⓑ

a horse

Ⓒ

the sun

It looks like _____.

Fun Time

▶ Find five differences between the two pictures.



Q How high can you count?

69 70

Phonics 67

Short Vowels

ten Jill

Key Words 68



cookie



three



four




five



That's Not Fair

There are ten **cookies**.

Jack takes seven. Jill takes **three**.

 "That's not fair."

Jack takes **four**. Jill takes six.

 "That's not fair."

Jack takes **five**. Jill takes five.

  "That's fair."



High Frequency Words

Circle and read these words.

not that take

Comprehension

▶ Choose and circle.

1. This story is about Jack and



2. There are ten



3. Jack takes five. Jill takes _____.

Ⓐ six

Ⓑ five


Word Power

▶ Trace and circle.

1.
cookie




2.
four



3.
five



4.
three



Pattern Practice

▶ Match and write.



three



four



five



seven

Jack takes _____.

Fun Time

▶ Sing and count with your fingers. 🎵

One sweet, two sweet, three sweet cookies.
 Four sweet, five sweet, six sweet cookies.
 Seven sweet, eight sweet, nine sweet cookies.
 Ten yummy, sweet cookies.

Let's Review

Go Ahead 2

c e

Sam shares his _____.

or e

They fly _____.

Go Back 4

Start!

He can (run / sing) well.

Follow the Arrow

left / right

Jack takes _____.

three / seven

She has a tiny _____.

I wear a _____.

w m

Finish

Follow the Arrow

ham / jam

g r

Let's draw a _____.

irt

It looks like a _____.


How to Play

1. Place your token on "Start."
2. On your turn, roll the die and move your token.
3. Say the words or sentences that your token lands on. If you can't, you lose a turn.
4. If you arrive at "Finish" first, you win the game.

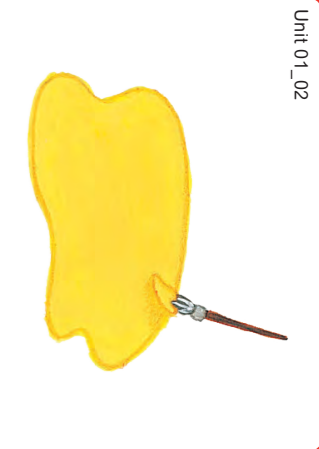
Scope & Sequence

A: Auditory | V: Visual | K: Kinesthetic-tactile

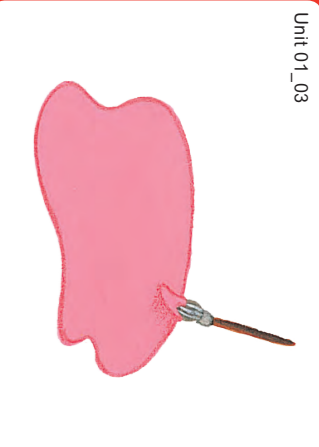
Unit	Theme	Title	Word Count / Lexile	Phonics	Key Words	High Frequency Words	Sentence Pattern	Multisensory Activities
01	Flowers	Pretty Flowers	34 / 0L	bed, red	flower, yellow, pink, blue	I, a, you	I have a red flower.	V, K
02	Family	Meet My Family	31 / -70L	big, kiss	dad, mom, brother, sister	my, this, them	This is my dad.	A, V, K
03	Feelings	A New Pet	29 / -140L	pet, puppy	happy, excited, sad, scared	am, it, but	I am happy.	V, K
04	Fruit	Sweet Fruits	31 / 0L	apple	orange, mango, pear, lemon	an, eat, love	I eat an apple.	A, V, K
05	Good Manners	The Playground	36 / -20L	spring, fun	slide, seesaw, swing, spring horse	there, is, now	There is a slide.	V, K
06	Healthy Habits	Dinnertime	32 / 30L	hand, dinner	wash, clean, dish, teeth	are, look, time	My hands are clean.	A, V, K
07	Vegetables	A Wonderful Garden	35 / -90L	well, vegetable	carrot, onion, potato, tomato	the, what, too	There are carrots.	A, V, K
08	Shapes	My Shape Hunt	35 / 90L	click, hunt	circle, triangle, diamond, heart	go, see, make	I see a circle.	A, V, K
09	Size	Thumbelina	36 / 90L	bag, mat	girl, tiny, dress, bed	has, name, little	She has a tiny dress.	V, K
10	Myself	A Super Boy	36 / -140L	run	swim, sing, dance, love	he, can, well	He can swim well.	V, K
11	Movements	Bees Are Hard Workers	31 / -10L	back	up, down, left, right	they, fly, very	They fly up.	A, V, K
12	Birthdays	A Birthday Card	32 / 140L	let, Tom	cake, candle, present, balloon	one, our, draw	Let's draw a cake.	A, V, K
13	Clothes	Playing Dress Up	35 / 100L	hat, pop	jacket, tie, skirt, sunglasses	she, my, sister	I wear a jacket.	A, V, K
14	Sharing	Thank You, Friends!	31 / 100L	Sam, lunch	ham, jam, bread, salad	no, his, her	He shares his ham.	V, K
15	Nature	What Is It?	33 / 0L	sun	starfish, star, seahorse, horse	like, at, do	It looks like a star.	V, K
16	Numbers	That's Not Fair	30 / -80L	ten, Jill	cookie, three, four, five	not, that, take	Jack takes three.	A, V, K




Unit 01_01



Unit 01_02




Unit 01_03



Unit 01_04



Unit 02_01



Unit 02_02



Unit 02_03




Unit 02_04



Unit 03_01



Unit 03_02



Unit 03_03



Unit 03_04




Unit 04_01



Unit 04_02



Unit 04_03



Unit 04_04

Memo

Lined writing area for a memo, consisting of 20 horizontal lines on a white background.

Unit 01_04

blue

Unit 01_03

pink

Unit 01_02

yellow

Unit 01_01

flower

Unit 02_04

sister

Unit 02_03

brother

Unit 02_02

mom

Unit 02_01

dad

Unit 03_04

scared

Unit 03_03

sad

Unit 03_02

excited

Unit 03_01

happy

Unit 04_04

lemon

Unit 04_03


pear

Unit 04_02


mango

Unit 04_01


orange




Unit 08_04



Unit 08_03



Unit 08_02



Unit 08_01



Unit 07_04



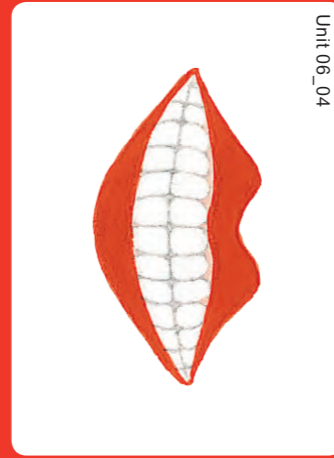
Unit 07_03




Unit 07_02



Unit 07_01



Unit 06_04



Unit 06_03



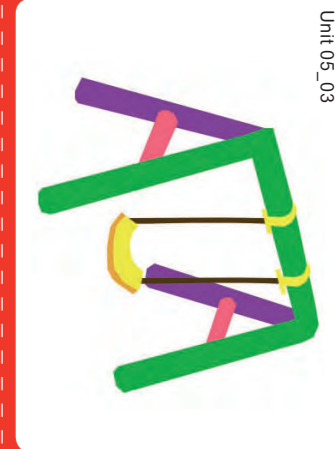
Unit 06_02



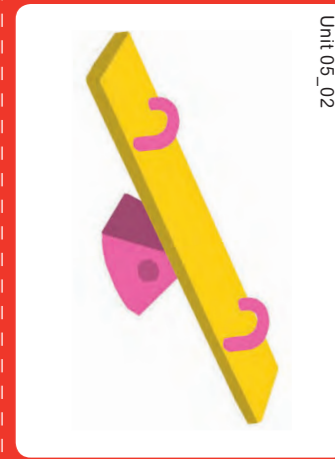
Unit 06_01



Unit 05_04



Unit 05_03



Unit 05_02



Unit 05_01



Unit 05_04

spring
horse

Unit 05_03

swing

Unit 05_02

seesaw

Unit 05_01

slide

Unit 06_04

teeth

Unit 06_03

dish

Unit 06_02

clean

Unit 06_01

wash

Unit 07_04

tomato

Unit 07_03

potato

Unit 07_02

onion

Unit 07_01

carrot

Unit 08_04

heart

Unit 08_03

diamond

Unit 08_02

triangle

Unit 08_01

circle



Unit 12_04




Unit 11_04



Unit 10_04



Unit 09_04



Unit 12_03



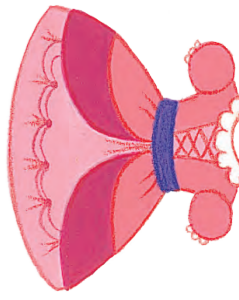
Unit 11_03



Unit 10_03



Unit 09_03



Unit 12_02



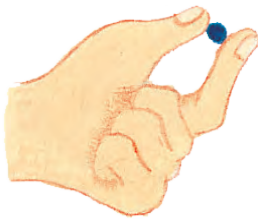
Unit 11_02



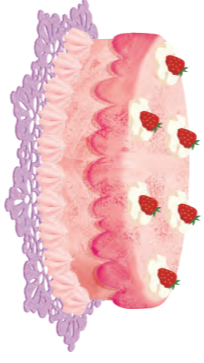
Unit 10_02



Unit 09_02



Unit 12_01



Unit 11_01



Unit 10_01



Unit 09_01



Unit 09_04

bed

Unit 10_04

love

Unit 09_03

dress

Unit 10_03

dance

Unit 09_02

tiny

Unit 10_02

sing

Unit 09_01

girl

Unit 10_01

swim

Unit 11_01

right

Unit 11_04

Unit 11_03

left

Unit 11_02

down

Unit 11_01

up

Unit 12_04

balloon

Unit 12_03

present

Unit 12_02

candle

Unit 12_01

cake



Unit 16_04



Unit 15_04



Unit 14_04



Unit 13_04



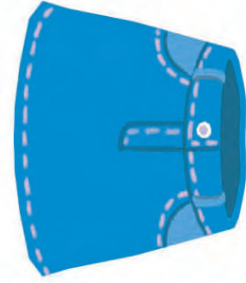
Unit 16_03



Unit 15_03



Unit 14_03



Unit 13_03



Unit 16_02




Unit 15_02



Unit 14_02



Unit 13_02




Unit 16_01



Unit 15_01



Unit 14_01



Unit 13_01



Unit 13_04

sunglasses

Unit 13_03

skirt

Unit 13_02

tie

Unit 13_01

jacket

Unit 14_04

salad

Unit 14_03

bread

Unit 14_02

jam

Unit 14_01

ham

Unit 15_04

horse

Unit 15_03

seahorse

Unit 15_02

star

Unit 15_01

starfish

Unit 16_04

five

Unit 16_03

four

Unit 16_02

three

Unit 16_01

cookie