



READING

Train

1

Student Book

READING Train

Student Book

1



Contents

Welcome to Reading Train	04
Meet the Characters	06

Part 1

Unit 01 Time to Sing	09
-----------------------------	-----------

Unit 02 Insects in the Classroom	13
---	-----------

Unit 03 BMX!	17
---------------------	-----------

Unit 04 The Picky Eater	21
--------------------------------	-----------

Unit 05 My Silly New Dog	25
---------------------------------	-----------

Unit 06 The Moon Gets a Friend	29
---------------------------------------	-----------

Unit 07 Sleepy Jay	33
---------------------------	-----------

Unit 08 Vacation	37
-------------------------	-----------

Unit 09 E-mails	41
------------------------	-----------

Unit 10 The Busy Firefighters	45
--------------------------------------	-----------





Part 2

- | | | |
|----------------|--------------------------------------|-----------|
| Unit 11 | Anna's Pet | 51 |
| Unit 12 | Not a Peanut | 55 |
| Unit 13 | Uncle Ted's Motorcycle | 59 |
| Unit 14 | Fishing | 63 |
| Unit 15 | Fun for Max | 67 |
| Unit 16 | Hide and Seek | 71 |
| Unit 17 | What's That Glow? | 75 |
| Unit 18 | A Delicious Dance | 79 |
| Unit 19 | There is a Mouse in My Pocket | 83 |
| Unit 20 | Jay's Camp | 87 |

Part 3

Picture Dictionary

92



Series Features



1. Easy-to-Follow Lesson Process: Three Stages of Reading

Pre-Reading



During Reading



After Reading

2. Cumulative Reading Skill Practice

Reading skills are recycled through the Reading Series, so students can practice repeatedly and consolidate their reading skills step by step.

Reading skills		Book 1	Book 2	Book 3
Skill 7	Understanding the order of events			✓
Skill 6	Identifying cause and effect			✓
Skill 5	Making inferences		✓	✓
Skill 4	Identifying cohesion: pronouns	✓	✓	✓
Skill 3	Identifying details	✓	✓	✓
Skill 2	Identifying feelings and attitudes	✓	✓	✓
Skill 1	Identifying main ideas	✓	✓	✓

3. Cumulative Vocabulary Practice

Target words are practiced 6 times in the student book and the workbook.

This cumulative practice will help students to memorize the new vocabulary.

4. Engaging Stories with Colorful Illustrations & Animated Audio Recording

A Delicious Dance

Last night Alice had a dream about a dancing strawberry. It was big and red just like a normal strawberry, but it had long legs. It looked delicious and danced very well.

Alice woke up and went to the kitchen.
"Mom, we have to eat a whole box of strawberries for breakfast!" said Alice.
"Why?" asked Mom. "Are strawberries your favorite fruit now?"

"No," answered Alice. "I just want to dance."

After Alice ate the whole box of strawberries, she danced around the room.

- Engaging stories motivate students to read.
- Colorful illustrations help students to understand.
- Students can listen to the audio recording of the reading passage.
- The cute characters appeal to students.






Unit 18 A Delicious Dance

1 Pre-Reading

A. Warm up Look at the picture on the next page and talk about it.

1. What kind of fruit can you see?
2. What is Alice doing?
3. How does Mom feel?

B. Learn the New Words Choose and write.

strawberry leg delicious kitchen fruit	1 	2 
	3 	4 
	5 	

2 During Reading

A. Find the Main Idea Read the story and circle the main idea.

Alice likes strawberries. Strawberries are Alice's favorite fruit.

Strawberries are good dancers. Alice dreams of a dancing strawberry.

1 Pre-Reading

Part A. Warm up

Warm-up questions help students guess what the passage is about.

Part B. Learn the New Words

The target words are introduced in this activity.

B. Practice the Reading Skills

1. Read the story again and complete the chart.

around the room	a whole box of strawberries	a dancing strawberry
Last Night	Alice had a dream about _____	
In the Morning	Alice ate _____	
	She danced _____	

2. Circle the correct answer.

1. "It looked delicious and danced very well." It means _____ in this sentence.
 - a. The strawberry
 - b. Breakfast
2. "She danced around the room." She means _____ in this sentence.
 - a. Alice
 - b. The strawberry
3. In Alice's dream, how was the strawberry different from a normal strawberry?
 - a. It was big and red.
 - b. It had long legs.
4. Where did Alice go after she woke up?
 - a. She went to the living room.
 - b. She went to the kitchen.
5. What did Alice eat for breakfast?
 - a. She ate a box of strawberries.
 - b. She ate a big red strawberry.

2 During Reading

Part A. Find the Main Idea

This question asks the student to identify the main idea of the passage.

Part B. Practice the Reading Skills

- Identifying feelings and attitudes
- Identifying details

3 After Reading

A. Check Your Understanding Check True or False.

1. Strawberries are Alice's favorite fruit. True False
2. Alice wanted to dance. True False
3. Alice danced around the room. True False

B. Practice the New Words and Grammar

1. Choose and write.

1. I hurt my _____, I can't walk.
2. He is cooking in the _____.
3. Bananas, apples and oranges are kinds of _____.
4. My mom's soup is _____.
5. I love eating red _____.

2. Find the mistake and correct it.

1. It had long leg. ✘ _____
2. Last night Alice have a dream. ✘ _____
3. The dream was about a dance strawberry. ✘ _____
4. I just want dance. ✘ _____

C. Write about Yourself Write the answer.

1. Did you have a dream last night? _____
2. Can you dance well? _____
3. What's your favorite fruit? _____

3 After Reading

Part A. Check Your Understanding

These questions check the students' comprehension of the reading passages.

Part B. Practice the New Words and Grammar

Here the student has their first opportunity to review the target words.

Part C. Write about Yourself

The exercise asks the student to write a personal response to the passage.

Mom

This is Mom.
Mom is 37 years old.
She likes watching
soccer and gardening.

Dad

This is Dad.
Dad is 38 years old.
He likes vacations and
his family.

Aunt Julie

(Anna's dad's sister)

This is Aunt Julie. She
loves using e-mail.

Uncle Ted

(Anna's mom's brother)

This is Uncle Ted.
He rides a motorcycle.

George

This is George. He is
Anna's pet parrot.

Jay

This is Jay.
Jay is 8 years old.
He likes picnics and
fishing, but he doesn't
like baths.

Anna

This is Anna.
Anna is 10 years old.
She likes pets and BMX
bikes, but she doesn't
like gardening.

Mrs. Hickmore

(Jay's teacher)

This is Mrs. Hickmore.
She is Jay's teacher.
Mrs. Hickmore is a
good singer.



Part 1

Unit 01 Time to Sing 09

Unit 02 Insects in the Classroom 13

Unit 03 BMX! 17

Unit 04 The Picky Eater 21

Unit 05 My Silly New Dog 25

Unit 06 The Moon Gets a Friend 29

Unit 07 Sleepy Jay 33

Unit 08 Vacation 37

Unit 09 E-mails 41

Unit 10 The Busy Firefighters 45



I like to
study **English**.



Hi, friends.
Welcome to
Reading Train 1.

Have **fun** and
study hard!





1 Pre-Reading

A. Warm up Look at the picture on the next page and talk about it.

- 1 Who can you see?
- 2 What is Jay doing?
- 3 Why is Mrs. Hickmore holding her ears?

B. Learn the New Words Choose and write.

science
quietly
sing
loudly
hurt

1



2



3



4



5



2 During Reading

A. Find the Main Idea Read the story and circle the main idea.

- | | |
|---|--|
| <input type="radio"/> a Jay likes music class. | <input type="radio"/> b Jay was singing quietly. |
| <input type="radio"/> c Jay is not good at singing. | <input type="radio"/> d Jay loves school. |




Time to Sing

Jay likes school. He loves English and math. He likes **science** too, but he doesn't like music class! Jay is not good at singing.

Today, in music class, Jay was singing very **quietly**.
"Sing loudly please, Jay," Mrs. Hickmore said.

So Jay sang loudly. Mrs. Hickmore listened to **his** singing. It was **hurting her** ears!

"OK, sing quietly, Jay," Mrs. Hickmore said.
"Yes, Mrs. Hickmore," Jay said, smiling.



B. Practice the Reading Skills

1. Read the story again and complete the chart.

English	science	school	music	math
Jay likes ...			Jay doesn't like ...	
1 _____.	2 _____.	5 _____.		
3 _____.	4 _____.			

2. Circle the correct answer.

1 "Mrs. Hickmore listens to **his** singing." **His** means _____ in this sentence.

a Jay's

b Mrs. Hickmore's

2 "It was hurting **her** ears!" **Her** means _____ in this sentence.

a Jay's

b Mrs. Hickmore's

3 How does Jay feel about singing?

a He is happy to sing.

b He isn't happy to sing.

4 Why did Mrs. Hickmore say, "Sing loudly, Jay"?

a She liked Jay's singing.

b Jay was singing quietly.

5 Why did Mrs. Hickmore say, "Sing quietly, Jay"?

a Her ears were hurting.

b She liked Jay's singing.

3 After Reading

A. Check Your Understanding Check True or False.

- | | | |
|--------------------------------------|-------------------------------|--------------------------------|
| 1 Jay doesn't like music class. | <input type="checkbox"/> True | <input type="checkbox"/> False |
| 2 Jay is a good singer. | <input type="checkbox"/> True | <input type="checkbox"/> False |
| 3 Mrs. Hickmore likes Jay's singing. | <input type="checkbox"/> True | <input type="checkbox"/> False |

B. Practice the New Words and Grammar

1. Choose and write.

- Sally likes to _____ and dance.
- My favorite subject is _____.
- The baby cried _____.
- Ouch! I _____ my knee.
- Read _____ in the library.

Word Bank

science
quietly
sing
loudly
hurt

2. Find the mistake and correct it.

- | | | |
|-------------------------------|---|-------|
| 1 Jay like school. | → | likes |
| 2 He don't like music class. | → | _____ |
| 3 Sing loud please, Jay. | → | _____ |
| 4 Jay was sing very quietly. | → | _____ |

C. Write about Yourself Write the answer.

- Do you like singing? _____
- Are you good at singing? _____
- What subject do you like? _____

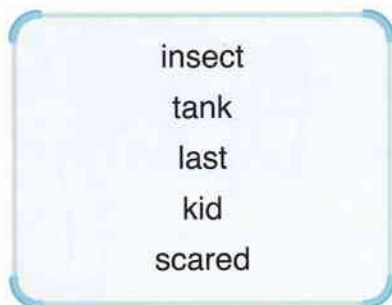


1 Pre-Reading

A. Warm up Look at the picture on the next page and talk about it.

- 1 What animals can you see?
- 2 What are the students studying?
- 3 How does Alice feel about insects?

B. Learn the New Words Choose and write.



1



2



3



4



5



2 During Reading

A. Find the Main Idea Read the story and circle the main idea.

- | | |
|--------------------------------------|---|
| a Kids are scared of insects. | b Alice doesn't know what insects eat. |
| c Alice likes science class. | d Alice is interested in insects. |



I am Alice.
I am 10 years old.
I like insects.





Insects in the Classroom

We are learning about insects in science class!

My teacher has three big tanks in the back of the room. **One** has a few crickets. Another has a big black beetle. The **last** is a special tank for ants. It's cool to watch them.

Some kids are **scared** of the insects, but I'm not. I want to learn all about **them**! I wonder what they eat.



B. Practice the Reading Skills

1. Read the story again and complete the chart.

⇒ What insects are in each tank?

Tank 1: _____
<Draw your answer here.>

Tank 2: _____
<Draw your answer here.>

Tank 3: _____
<Draw your answer here.>

2. Circle the correct answer.

1 "One has a few crickets." **One** means _____ in this sentence.

a A tank

b An insect

2 "I want to learn all about **them!**" **Them** means _____ in this sentence.

a The kids

b The insects

3 How does Alice feel about insects?

a She is scared of them.

b She is interested in them.

4 What does Alice think about watching the ants?

a It's cool to watch them.

b It's boring to watch them.

5 How many black beetles are there?

a There is one.

b There are many.

3 After Reading

A. Check Your Understanding Check True or False.

- | | | |
|------------------------------------|-------------------------------|--------------------------------|
| 1 Some kids are scared of insects. | <input type="checkbox"/> True | <input type="checkbox"/> False |
| 2 One tank has spiders. | <input type="checkbox"/> True | <input type="checkbox"/> False |
| 3 The special tank has ants. | <input type="checkbox"/> True | <input type="checkbox"/> False |

B. Practice the New Words and Grammar

1. Choose and write.

- 1 You can't drive. You're just a _____.
- 2 An ant is an _____.
- 3 I like spiders. I'm not _____ of them.
- 4 The goldfish lives in a fish _____.
- 5 December is the _____ month of the year.

Word Bank

insect
tank
last
kid
scared

2. Find the mistake and correct it.

- | | | |
|--------------------------------------|---|-----------------|
| 1 What are you learn ? | → | <u>learning</u> |
| 2 My teacher has three big tank. | → | _____ |
| 3 Some kids is scared of insects. | → | _____ |
| 4 I want to learning all about them. | → | _____ |

C. Write about Yourself Write the answer.

- 1 What's your favorite insect? _____
- 2 What does your favorite insect eat? _____
- 3 Do you learn about insects at school? _____



1 Pre-Reading

A. Warm up Look at the picture on the next page and talk about it.

- 1 Where is Anna?
- 2 What is Anna doing?
- 3 How does Anna feel?

B. Learn the New Words Choose and write.

yesterday
uncle
daughter
scratch
tire

1



2



3



4



5



2 During Reading

A. Find the Main Idea Read the story and circle the main idea.

- | | |
|--|--|
| <input type="radio"/> a Uncle Ted came to visit. | <input type="radio"/> b Anna's BMX is old. |
| <input type="radio"/> c Uncle Ted gave Anna a BMX. | <input type="radio"/> d Uncle Ted is cool. |

BMX!

Anna was very happy yesterday. Her **uncle** came to visit, and **he** gave **her** an old bicycle.


"You can have this bicycle, Anna," he said. "My friend's **daughter** doesn't want it anymore."

"Cool. Thanks, Uncle Ted," she said happily.

Anna looked at the bicycle. It had many **scratches**, and the **tires** were old. Anna didn't mind because it was a BMX bicycle!

"I'm going to ride some jumps!" Anna said to her family.

"Oh, no!" said Uncle Ted.



B. Practice the Reading Skills

1. Read the story again and complete the sentences.

- | | | | | |
|---|--------------------------------------|---|---|---------------------------------------|
| 1 | Uncle Ted gave an old bike... | • | • | ...it was a BMX bike. |
| 2 | Anna liked the bike because... | • | • | ...to Anna. |
| 3 | Uncle Ted said, "Oh, no!" because... | • | • | ...Anna was going to ride some jumps. |

2. Circle the correct answer.

- "He gave her an old bicycle." He means _____ in this sentence.
a Uncle Ted *b* Uncle Ted's friend
- "He gave her an old bicycle." Her means _____ in this sentence.
a Uncle Ted's friend's daughter *b* Anna
- How does Anna feel about the BMX?
a She loves it. *b* She thinks it is OK.
- Whose bicycle was it?
a Uncle Ted's friend's *b* Uncle Ted's friend's daughter's
- How were the tires?
a They were new. *b* They were old.

3 After Reading

A. Check Your Understanding Check True or False.

- | | | |
|-------------------------------------|-------------------------------|--------------------------------|
| 1 Uncle Ted gave Anna a BMX. | <input type="checkbox"/> True | <input type="checkbox"/> False |
| 2 Anna's BMX is new. | <input type="checkbox"/> True | <input type="checkbox"/> False |
| 3 Anna is going to ride some jumps. | <input type="checkbox"/> True | <input type="checkbox"/> False |

B. Practice the New Words and Grammar

1. Choose and write.

- 1 My bike _____ needs more air.
- 2 My _____ is my father's brother.
- 3 There is a _____ on my arm.
- 4 I went to school _____.
- 5 A boy is a son. A girl is a _____.

Word Bank

yesterday
uncle
daughter
scratch
tire

2. Find the mistake and correct it.

- | | | |
|-----------------------------------|---|-------|
| 1 Anna is very happy yesterday. | → | _____ |
| 2 I'm going to riding some jumps. | → | _____ |
| 3 "Thanks," she said happy. | → | _____ |
| 4 The tires was old. | → | _____ |

C. Write about Yourself Write the answer.

- 1 Can you ride a bicycle? _____
- 2 Do you have an old bicycle? _____
- 3 Where do you want to go on your bike? _____





1 Pre-Reading

A. Warm up Look at the picture on the next page and talk about it.

- 1 Talk about food. What do you like and dislike?
- 2 What does "picky eater" mean?
- 3 What is the panda eating?

B. Learn the New Words Choose and write.



2 During Reading

A. Find the Main Idea Read the story and circle the main idea.

- | | |
|---|---|
| <p>a Emma only eats bamboo.</p> <p>c Emma is big.</p> | <p>b Emma doesn't like pears.</p> <p>d Chocolate makes Emma sick.</p> |
|---|---|




The Picky Eater

Emma is a picky eater.

She will not eat **pears**, **peaches** or pumpkin pie. **She** doesn't like **eggs**. She doesn't like dessert. She won't even look at lemons. Chocolate and chicken make **her** sick and strawberries scare her. Emma doesn't like any of these foods.

In fact, Emma only eats one thing because she is a **panda** bear! Like other panda bears, Emma only eats **bamboo**.



B. Practice the Reading Skills

1. Read the story again and complete the chart.

⇒ Does Emma eat the food? Write Yes or No.

1	pears <input type="text" value="No"/>	2	pumpkin pie <input type="text"/>	3	lemons <input type="text"/>
4	chicken <input type="text"/>	5	eggs <input type="text"/>	6	chocolate <input type="text"/>
7	strawberries <input type="text"/>	8	peaches <input type="text"/>	9	bamboo <input type="text"/>

2. Circle the correct answer.

- 1 "She doesn't like eggs." She means _____ in this sentence.
 a Anna b Emma
- 2 "Chocolate and chicken make her sick." Her means _____ in this sentence.
 a Emma b The writer
- 3 How does Emma feel about strawberries?
 a She is scared of them. b She wants to eat them.
- 4 What kind of food do pandas eat?
 a They eat fruit. b They eat bamboo.
- 5 What does "a picky eater" mean?
 a She likes many different foods. b She doesn't like many different foods.

3 After Reading

A. Check Your Understanding Check True or False.

- | | | |
|----------------------------------|-------------------------------|--------------------------------|
| 1 Emma is a brown bear. | <input type="checkbox"/> True | <input type="checkbox"/> False |
| 2 Emma doesn't like pumpkin pie. | <input type="checkbox"/> True | <input type="checkbox"/> False |
| 3 Emma only eats one thing. | <input type="checkbox"/> True | <input type="checkbox"/> False |

B. Practice the New Words and Grammar

1. Look and match.

1



bamboo

2



peach

3



egg

4



pear

5



panda

2. Find the mistake and correct it.

- | | | |
|-----------------------------------|---|-------|
| 1 She don't like eggs. | ➔ | _____ |
| 2 Emma only eat bamboo. | ➔ | _____ |
| 3 Strawberry scare her. | ➔ | _____ |
| 4 She won't even looks at lemons. | ➔ | _____ |

C. Write about Yourself Write the answer.

- 1 Have you seen a panda? _____
- 2 Are you a picky eater? _____
- 3 What's your favorite food? _____



1 Pre-Reading

A. Warm up Look at the picture on the next page and talk about it.

- 1 What is the dog doing?
- 2 How does the boy feel about the dog?
- 3 Where is the dog sleeping?

B. Learn the New Words Choose and write.

chase
proud
find
silly
funny

1



2



3



4



5



2 During Reading

A. Find the Main Idea Read the story and circle the main idea.

- a The boy has a dog.
- b The boy's new dog is silly.
- c Some dogs are funny.
- d The dog sleeps on peoples' feet.



My Silly New Dog

I got a new dog. I brought her home. I found out that my new dog was very silly.

She **chases her** own tail and she likes to sing. She sings opera with the radio. My new dog is very **proud** when she **finds** trash. She brings **it** to me as a present. Then, she smiles in a **funny** way.

She is even **silly** when she sleeps. She likes to sleep on people's feet!



B. Practice the Reading Skills

1. Read the story again and complete the chart.

⇒ What silly things does the dog do?

1 She chases...

• ...as a present.

2 She likes to sleep...

• ...with the radio.

3 She brings trash to the boy...

• ...on people's feet.

4 She sings opera...

• ...her own tail.

2. Circle the correct answer.

1 "She chases **her** own tail." **Her** means _____ in this sentence.

a The dog's

b The boy's

2 "She brings **it** to me as a present." **It** means _____ in this sentence.

a A radio

b Trash

3 How does the dog feel when she finds trash?

a She is hungry.

b She is proud.

4 How does the dog smile?

a She smiles in a funny way.

b She smiles in a cute way.

5 What does the dog chase?

a She chases other dogs.

b She chases her tail.

3 After Reading

A. Check Your Understanding Check True or False.

- | | | |
|-------------------------------------|-------------------------------|--------------------------------|
| 1 The dog likes to sing. | <input type="checkbox"/> True | <input type="checkbox"/> False |
| 2 The dog sleeps on people's knees. | <input type="checkbox"/> True | <input type="checkbox"/> False |
| 3 The dog can laugh. | <input type="checkbox"/> True | <input type="checkbox"/> False |

B. Practice the New Words and Grammar

1. Choose and write.

- 1 I can't _____ my pen. Where is it?
- 2 Wearing winter clothes in summer is _____.
- 3 Some dogs like to _____ cats.
- 4 Ha, ha, ha! That's very _____.
- 5 I won the race. I felt _____.

Word Bank

chase
proud
find
silly
funny

2. Find the mistake and correct it.

- | | | |
|-------------------------------------|---|-------|
| 1 She like to sing. | ➔ | _____ |
| 2 I bring her home yesterday. | ➔ | _____ |
| 3 She likes sleep on people's feet. | ➔ | _____ |
| 4 She smile in a funny way | ➔ | _____ |

C. Write about Yourself Write the answer.

- 1 Do you have a silly pet? _____
- 2 Do you like dogs? _____
- 3 What silly things do you do? _____



1 Pre-Reading

A. Warm up Look at the picture on the next page and talk about it.

- 1 What animal can you see?
- 2 How does the moon feel?
- 3 What is the owl looking at?

B. Learn the New Words Choose and write.

alone
far
voice
awake
together

1



2



3



4



5



2 During Reading

A. Find the Main Idea Read the story and circle the main idea.

- | | |
|--|--|
| <input type="radio"/> a People sleep at night. | <input type="radio"/> b The moon and the owl became friends. |
| <input type="radio"/> c Stars are far away. | <input type="radio"/> d The moon doesn't have any friends. |



The Moon Gets a Friend

The moon was alone.

She wanted a friend.

"The stars are too far away. Everyone else is sleeping," she cried.

The moon was sad.

"Will I ever find a friend?" she whispered.

"Soon you will find a friend!" said a **voice**.

"Soon? Who is there?" asked the moon.

"I am Owl!" said the owl.

"I will be your friend. I am awake all night."

The moon was happy.

The owl was happy.

They rose into the sky together.



B. Practice the Reading Skills

1. Read the story again and complete the chart.

⇒ How did the moon's feelings change?

sad	happy	lonely
Before		After
The moon wanted a friend.		The owl became her friend.
The moon was _____ and _____.		The moon was _____.

2. Circle the correct answer.

1 "She wanted a friend." She means _____ in this sentence.

a The owl

b The moon

2 "They rose into the sky." They means _____ in this sentence.

a The stars and the moon

b The moon and the owl

3 Why was the moon sad?

a She didn't have any friends.

b She couldn't sleep.

4 How did the moon feel when the owl became her friend?

a She was happy.

b She was lonely.

5 Who is awake all night?

a The moon

b The sun

3 After Reading

A. Check Your Understanding Check True or False.

- | | | |
|--|-------------------------------|--------------------------------|
| 1 The moon was lonely. | <input type="checkbox"/> True | <input type="checkbox"/> False |
| 2 The stars were close. | <input type="checkbox"/> True | <input type="checkbox"/> False |
| 3 The moon and the owl became friends. | <input type="checkbox"/> True | <input type="checkbox"/> False |

B. Practice the New Words and Grammar

1. Choose and write.

- Let's walk there. It's not _____.
- It's 11 o'clock at night. The baby is still _____!
- Are you _____ in the house? Where is your family?
- Jane and Tom will do the project _____.
- My dad has a loud _____. Everyone can hear him.

Word Bank

alone
far
voice
awake
together

2. Choose and write.

- The stars _____ too far away.
- I will _____ your friend.
- Everyone _____ sleeping.
- I _____ awake all night.

Word Bank

be
is
am
are

C. Write about Yourself Write the answer.

- Do you have many friends? _____
- Who is your best friend? _____
- Do you sometimes feel lonely? _____



1 Pre-Reading

A. Warm up Look at the picture on the next page and talk about it.

- 1 Where is Jay?
- 2 What is he doing?
- 3 Is Jay sleeping in bed?

B. Learn the New Words Choose and write.

sleepy
breakfast
textbook
restaurant
bookshop

1



2



3



4



5



2 During Reading

A. Find the Main Idea Read the story and circle the main idea.

- | | |
|--|---|
| <input type="radio"/> a Jay isn't tired now. | <input type="radio"/> b It is time for bed. |
| <input type="radio"/> c Jay slept at school. | <input type="radio"/> d Jay was sleepy today. |



Sleepy Jay

Jay was very **sleepy** today.

In the morning, **he** slept next to his **breakfast**. At school, Jay slept on top of his **textbook** and under the blackboard. On the way home, he fell asleep at the crosswalk. Jay slept at the theater, the **restaurant**, the **bookshop**, and at church.

Now it is time for bed. Jay lies down with **his** pillow and blanket.

"That is funny," Jay thinks. "I am not tired anymore."



B. Practice the Reading Skills

1. Read the story again and complete the chart.

⇒ Where did Jay sleep?

1 next to his <u>breakfast</u>	→	2 on top of his _____	→	3 under the _____	→	4 at the _____
5 at the <u>theater</u>	→	6 at the _____	→	7 at the _____	→	8 at _____

2. Circle the correct answer.

1 "He slept next to his breakfast." He means _____ in this sentence.

a Jay's mother

b Jay

2 "Jay lies down with his pillow." His means _____ in this sentence.

a Jay's

b Jay's father's

3 How did Jay feel in the morning?

a He felt funny.

b He felt sleepy.

4 Where did Jay sleep?

a He slept many places.

b He slept in his bed.

5 What happened at bedtime?

a Jay was not tired.

b Jay slept well.

3 After Reading

A. Check Your Understanding Check True or False.

- | | | |
|---------------------------------|-------------------------------|--------------------------------|
| 1 Jay slept at the crosswalk. | <input type="checkbox"/> True | <input type="checkbox"/> False |
| 2 Jay slept at the supermarket. | <input type="checkbox"/> True | <input type="checkbox"/> False |
| 3 Jay went to church today. | <input type="checkbox"/> True | <input type="checkbox"/> False |

B. Practice the New Words and Grammar

1. Choose and write.

- 1 I always eat _____ in the morning.
- 2 You can buy a book at the _____.
- 3 I need my _____ for math class.
- 4 I had a nice meal at the _____.
- 5 I feel _____. I want to go to bed.

Word Bank

sleepy
breakfast
textbook
restaurant
bookshop

2. Find the mistake and correct it.

- | | | |
|--|---|-------|
| 1 I was not tired now. | → | _____ |
| 2 He fall asleep at the crosswalk yesterday. | → | _____ |
| 3 Jay is very sleepy yesterday. | → | _____ |
| 4 Jay sleep at the theater this morning. | → | _____ |

C. Write about Yourself Write the answer.

- 1 Are you sleepy now? _____
- 2 What time do you usually go to bed? _____
- 3 Did you have a good sleep last night? _____



1 Pre-Reading

A. Warm up Look at the picture on the next page and talk about it.

- 1 Where is the family?
- 2 What are they doing?
- 3 What is Anna holding?

B. Learn the New Words Choose and write.

family
vacation
hotel
garden
library

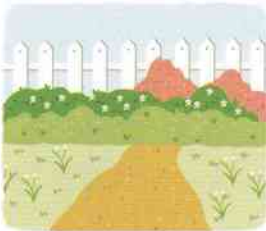
1



2



3



4



5



2 During Reading

A. Find the Main Idea Read the story and circle the main idea.

- | | |
|--|--|
| <input type="radio"/> a Anna read books on vacation. | <input type="radio"/> b Anna flew in a plane. |
| <input type="radio"/> c Anna's family was going sightseeing. | <input type="radio"/> d Anna went to a garden. |


Vacation

Anna and her family were going on vacation. Anna took some books with her. She read her books on the plane. She read her books at the hotel. She read her books at a museum. She read her books at a lovely garden.

"We are going sightseeing, Anna," said Dad.

"Stop reading and tell us what you want to see," said Mom.

"I am all out of books," said Anna. "I want to see the library."



B. Practice the Reading Skills

1. Read the story again and complete the chart.

What did Anna do?	What does she want to do?
1 She read books on the <u>plane</u> .	5 She wants to see the _____.
2 She read books at the _____.	
3 She read books at a _____.	
4 She read books at a _____.	

2. Circle the correct answer.

- 1 "Anna took some books with **her**." **Her** means _____ in this sentence.
- a Anna's mom b Anna
- 2 "**We** are going sightseeing." **We** means _____ in this sentence.
- a Anna and her dad b Anna's family
- 3 What did Anna do at the garden?
- a She saw lovely flowers. b She read her books.
- 4 What did Anna's parents want to do?
- a They wanted to go to the library. b They wanted to go sightseeing.
- 5 Why did Anna want to go to the library?
- a She needed more books. b She liked the library.

3 After Reading

A. Check Your Understanding Check True or False.

- 1 Anna's family went to a museum. True False
- 2 Anna's family didn't like sightseeing. True False
- 3 Anna read all her books. True False

B. Practice the New Words and Grammar

1. Choose and write.

- 1 Where did you go on your _____?
- 2 There are many books at the _____.
- 3 This _____ is big. It has 94 rooms.
- 4 There are beautiful flowers in the _____.
- 5 I live with my _____.

Word Bank

family
vacation
hotel
garden
library

2. Find the mistake and correct it.

- 1 They was going on vacation. → _____
- 2 We are go sightseeing. → _____
- 3 Stop read please. → _____
- 4 I want see the library. → _____

C. Write about Yourself Write the answer.

- 1 Do you like reading? _____
- 2 Where do you usually read? _____
- 3 What did you do on vacation? _____



1 Pre-Reading

A. Warm up Look at the picture on the next page and talk about it.

- 1 What is Anna doing?
- 2 What is the woman doing?
- 3 How do they feel?

B. Learn the New Words Choose and write.

letter
e-mail
computer
easy
send

1



2



3



4



5



2 During Reading


A. Find the Main Idea Read the story and circle the main idea.

- | | |
|--|---|
| <input type="radio"/> a Anna got a letter from Aunt Julie. | <input type="radio"/> b Anna likes to use her computer. |
| <input type="radio"/> c Anna and Aunt Julie like to send e-mail. | <input type="radio"/> d Aunt Julie lives alone. |

E-mails

I just heard from Aunt Julie. I didn't get a call on the phone. I didn't get a **letter** in the mail. I got an **e-mail**! She lives alone, but she's not lonely. She has her **computer**, and she can talk to all her friends.

It's easy to **send her** e-mail. Sometimes I send funny jokes to make her laugh. I like to get e-mail too. Using e-mail makes both of **us** happy.



B. Practice the Reading Skills

1. Read the story again. Write **O** or **X** to complete the chart.

⇒ How did Aunt Julie talk to Anna?



2. Circle the correct answer.

1 "It's easy to send **her** e-mail." **Her** means _____ in this sentence.

a Anna

b Aunt Julie

2 "Using e-mail makes both of **us** happy." **Us** means _____ in this sentence.

a Aunt Julie and her friends

b Aunt Julie and Anna

3 Why isn't Aunt Julie lonely?

a She talks to Anna on the phone.

b She talks to her friends using e-mail.

4 What does Anna sometimes send to Aunt Julie?

a She sends her jokes.

b She sends her photographs.

5 How does Anna feel when she gets an e-mail?

a She feels lonely.

b She feels happy.

3 After Reading

A. Check Your Understanding Check True or False.

- | | | |
|--------------------------------------|-------------------------------|--------------------------------|
| 1 Aunt Julie wrote a letter to Anna. | <input type="checkbox"/> True | <input type="checkbox"/> False |
| 2 E-mail is difficult to use. | <input type="checkbox"/> True | <input type="checkbox"/> False |
| 3 Using e-mail makes Anna happy. | <input type="checkbox"/> True | <input type="checkbox"/> False |

B. Practice the New Words and Grammar

1. Choose and write.

- 1 Did you _____ flowers to your aunt?
- 2 I wrote a _____ on nice paper.
- 3 I want to buy a new _____.
- 4 I check my _____ every day.
- 5 This puzzle is _____ and simple.

Word Bank

letter
e-mail
computer
easy
send

2. Find the mistake and correct it.

- | | | |
|-------------------------------------|---|-------|
| 1 I hear from Aunt Julie yesterday. | ➔ | _____ |
| 2 Use e-mail makes us happy. | ➔ | _____ |
| 3 I like get e-mail too. | ➔ | _____ |
| 4 I didn't got a call on the phone. | ➔ | _____ |

C. Write about Yourself Write the answer.

- 1 Do you often send e-mail? _____
- 2 Do you like using e-mail? _____
- 3 What is the best way to talk to your Aunt? _____



1 Pre-Reading

A. Warm up Look at the picture on the next page and talk about it.

- 1 What is happening in the picture?
- 2 Point to the firefighters.
- 3 What are the firefighters doing?

B. Learn the New Words Choose and write.

firefighter
ring(rang)
fire
spray
brave

1



2



3



4



5



2 During Reading

A. Find the Main Idea Read the story and circle the main idea.

- | | |
|--|--|
| <input type="radio"/> a The firefighters were in bed. | <input type="radio"/> b The firefighters rushed to the fire. |
| <input type="radio"/> c The firefighters put out the fire. | <input type="radio"/> d The firefighters rang the fire bell. |

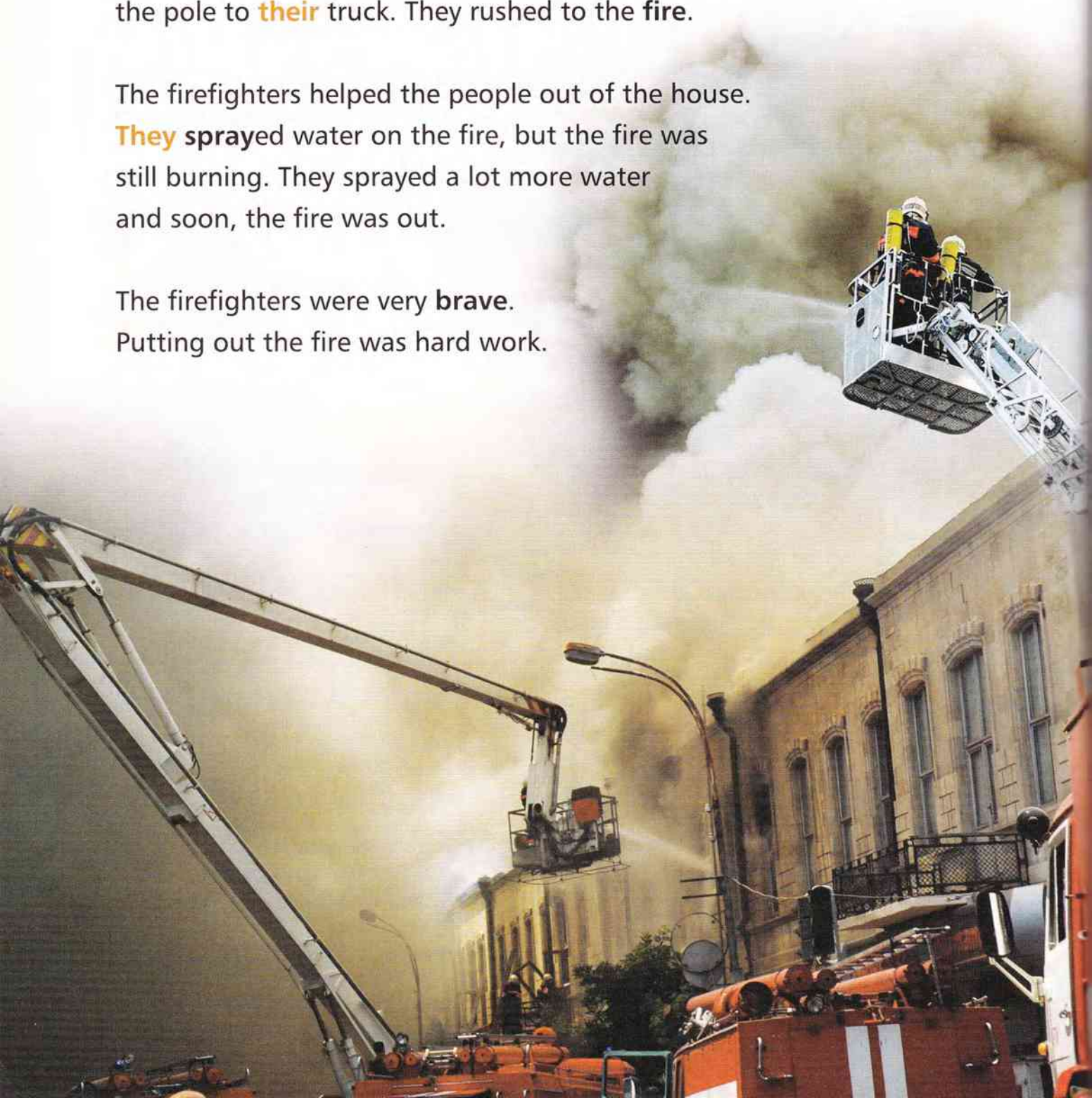


The Busy Firefighters

The **firefighters** were in bed when the fire bell rang!
All the firefighters woke up quickly and slid down
the pole to **their** truck. They rushed to the **fire**.

The firefighters helped the people out of the house.
They sprayed water on the fire, but the fire was
still burning. They sprayed a lot more water
and soon, the fire was out.

The firefighters were very **brave**.
Putting out the fire was hard work.



B. Practice the Reading Skills

1. Read the story again and complete the chart.

⇒ What did the firefighters do after the fire bell rang?

slid

helped

woke

sprayed

rushed

1 The firefighters _____ up quickly.

↳ 2 They _____ down the pole to their truck.

↳ 3 They _____ to the fire.

↳ 4 They _____ the people out of the house.

↳ 5 They _____ water on the fire.

↳ 6 They put the fire out.

2. Circle the correct answer.

1 "They slid down the pole to **their** truck." **Their** means _____ in this sentence.

a The firefighters'

b The people's

2 "**They** sprayed water on the fire." **They** means _____ in this sentence.

a The people

b The firefighters

3 How did the firefighters know there was a fire?

a The people said "help."

b The fire bell rang.

4 How did the firefighters put out the fire?

a They sprayed water on it.

b They rushed to the fire.

3 After Reading

A. Check Your Understanding Check True or False.

- | | | |
|----------------------------------|-------------------------------|--------------------------------|
| 1 The firefighters were brave. | <input type="checkbox"/> True | <input type="checkbox"/> False |
| 2 The fire happened at night. | <input type="checkbox"/> True | <input type="checkbox"/> False |
| 3 Putting out the fire was easy. | <input type="checkbox"/> True | <input type="checkbox"/> False |

B. Practice the New Words and Grammar

1. Choose and write.

- The telephone is _____. Please answer it.
- Who _____ paint on the wall?
- _____ came and put out the fire.
- You are _____. You should try bungee jumping.
- The _____ is very hot.

Word Bank

Firefighters
ringing
fire
sprayed
brave

2. Find the mistake and correct it.

- | | | |
|------------------------------------|---|-------|
| 1 The fire bell ring last night. | → | _____ |
| 2 They wake up early this morning. | → | _____ |
| 3 The fire was still burn. | → | _____ |
| 4 Put out the fire was hard work. | → | _____ |

C. Write about Yourself Write the answer.

- Do you want to be a firefighter? _____
- Are you brave? _____
- What number should you call if you see a fire? _____

Part 2

Unit 11 Anna's Pet 51

Unit 12 Not a Peanut 55

Unit 13 Uncle Ted's Motorcycle 59

Unit 14 Fishing 63

Unit 15 Fun for Max 67

Unit 16 Hide and Seek 71

Unit 17 What's That Glow? 75

Unit 18 A Delicious Dance 79

Unit 19 There is a Mouse in My Pocket 83

Unit 20 Jay's Camp 87



Hi, friends.
How is it going?

Do you like
Reading Train,
George?

Oh, **yes!**
It **tastes great!**





1 Pre-Reading

A. Warm up Look at the picture on the next page and talk about it.

- 1 What is Anna doing?
- 2 What is the goat doing?
- 3 What is Anna saying to her mom?

B. Learn the New Words Choose and write.

dish
trash
work
week
goat

1



2



3



4



5



2 During Reading

A. Find the Main Idea Read the story and circle the main idea.

- | | |
|---|--|
| <input type="radio"/> a Goats eat trash. | <input type="radio"/> b Anna works hard. |
| <input type="radio"/> c Anna has a lot of work to do. | <input type="radio"/> d Anna wants a pet goat. |



Anna's Pet

Anna wanted a pet.

"Can I have a pet, Mom?" Anna asked.

"If you wash the **dishes** and take out the **trash**, you can have one," said Mom.




Anna did her **work** for a **week**. Anna liked washing dishes, but **she** did not like trash.

"**You** did enough work. What pet do you want?" asked Mom.

"I want a **goat**," said Anna.

"A goat?" said Mom.

"Yes," said Anna. "A goat will eat the trash, so I don't have to take it out. A goat is the pet for me."



3 After Reading

A. Check Your Understanding Check True or False.

- 1 Anna must wash the dishes. True False
- 2 Anna did her work for a month. True False
- 3 Anna wants a pet sheep. True False

B. Practice the New Words and Grammar

1. Choose and write.

- 1 My brother and I take out the _____.
- 2 There are seven days in a _____.
- 3 A _____ likes to eat everything.
- 4 I broke my mom's favorite _____.
- 5 Cleaning the house is hard _____.

Word Bank

dish
trash
work
week
goat

2. Write the verb in the past tense.

- 1 Anna _____ cleaning.
- 2 "I want a goat," _____ Anna.
- 3 She _____ out the trash.
- 4 Anna _____ her work last week.

C. Write about Yourself Write the answer.

- 1 Is a goat a good pet? _____
- 2 What is the best pet for you? _____
- 3 What work do you do at home? _____



1 Pre-Reading

A. Warm up Look at the picture on the next page and talk about it.

- 1 Where is the farmer?
- 2 What is the farmer doing?
- 3 What is the farmer thinking about?

B. Learn the New Words Choose and write.

farmer
peanut
dig
bone
pumpkin

1



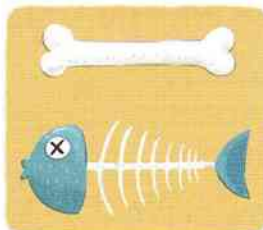
2




3



4



5



2 During Reading

A. Find the Main Idea Read the story and circle the main idea.

- | | |
|--|---|
| <input type="radio"/> a A farmer digs in his fields. | <input type="radio"/> b Dinosaur bones go in museums. |
| <input type="radio"/> c Dinosaurs like pumpkins. | <input type="radio"/> d A farmer finds some dinosaur bones. |



Not a Peanut

A farmer went to his field to dig his peanuts. He started digging. He hit something large and hard.


"That is not a peanut," said the farmer. "It's a bone."

The farmer kept digging. What did he find? He found a whole dinosaur in his peanut field!

"I will send it to the museum," he thought.

Then he wondered.

"What will I find in my pumpkin field?" he said to himself. Off he went to dig some more.



B. Practice the Reading Skills

1. Read the story again and complete the chart.

In the Peanut Field
The farmer found a _____.
<Draw your answer here.>

In the Pumpkin Field
I think the farmer will find _____.
<Imagine and draw the answer.>

2. Circle the correct answer.

1 "I will send **it** to the museum." **It** means _____ in this sentence.

a A bone

b The dinosaur bones

2 "He said to **himself**." **Himself** means _____ in this sentence.

a The dinosaur

b The farmer

3 The farmer hit something large and hard. What was it?

a It was a peanut.

b It was a bone.

4 What was the farmer doing when he found the dinosaur?

a He was eating peanuts.

b He was digging for peanuts.

5 What will the farmer do in the pumpkin field?

a He will dig some more.

b He will pick the pumpkins.

3 After Reading

A. Check Your Understanding Check True or False.

- 1 The farmer was digging for a pumpkin. True False
- 2 The farmer found only one bone. True False
- 3 The farmer found a bone in the pumpkin field. True False

B. Practice the New Words and Grammar

1. Choose and write.

- 1 My dog likes to _____ holes.
- 2 A _____ is working in the rice field.
- 3 My dog likes to chew on a _____.
- 4 The squirrel is eating a _____.
- 5 You can make a Jack-O-Lantern from a _____.

Word Bank

farmer
peanut
dig
bone
pumpkin



Jack-o-Lantern

2. Write the verb in the past tense.

- 1 A farmer _____ to his field.
- 2 He _____ digging.
- 3 The farmer _____ digging.
- 4 He _____ a dinosaur.

C. Write about Yourself Write the answer.

- 1 Where can you see dinosaur bones? _____
- 2 Do you want to find a dinosaur bone? _____
- 3 What can you find in a field? _____



1 Pre-Reading

A. Warm up Look at the picture on the next page and talk about it.

- 1 What is Jay sitting on?
- 2 What is Jay saying?
- 3 What are uncle Ted and Mom doing?

B. Learn the New Words Choose and write.

surprise
visit
motorcycle
arrive
helmet



2 During Reading

A. Find the Main Idea Read the story and circle the main idea.

- | | |
|---|---|
| <input type="radio"/> a Jay has an uncle. | <input type="radio"/> b Uncle Ted has a new motorcycle. |
| <input type="radio"/> c Jay is an engine. | <input type="radio"/> d Jay likes Uncle Ted's motorcycle. |

Uncle Ted's Motorcycle

One Sunday, Jay's Mom had a surprise for **him**.

"Uncle Ted is **visiting** today," said Mom.

"Is he bringing his **motorcycle**?" Jay asked.

"He sure is," said Mom.

Later that day, Uncle Ted **arrived**. 'Brrrrrrmmmmmm,'
went the motorcycle.

"Do you want to sit on the motorcycle, Jay?" asked Uncle Ted.


"Yes, please!" Jay said.

Jay put on Uncle Ted's **helmet** and climbed on.

"Brrrrrrmmmmmm," said Jay.

"Are you an engine, Jay?" asked Uncle Ted.

"Yes, I am!" Jay laughed.



B. Practice the Reading Skills

1. Read the story again and complete the chart.

When	Where	Who	What did he do?
Sunday	Jay's house	Uncle Ted	He brought his _____.
		Jay	He put on a _____, sat on the _____, and said "Brrrrmmmm."

2. Circle the correct answer.

1 "Jay's Mom had a surprise for **him**." **Him** means _____ in this sentence.

a Jay

b Uncle Ted

2 "Yes, **I** am." **I** means _____ in this sentence.

a Uncle Ted

b Jay

3 What's the surprise for Jay?

a Uncle Ted has a motorcycle.

b Uncle Ted is visiting today.

4 What did Jay do before he climbed on the motorcycle?

a He said "Brrrrmmmm."

b He put on Uncle Ted's helmet.

5 Why did Uncle Ted say, "Are you an engine?"

a Jay has an engine.

b Jay made the engine sound.

3 After Reading

A. Check Your Understanding Check True or False.

- | | | |
|--|-------------------------------|--------------------------------|
| 1 Uncle Ted rides a bicycle. | <input type="checkbox"/> True | <input type="checkbox"/> False |
| 2 Uncle Ted arrived on Monday. | <input type="checkbox"/> True | <input type="checkbox"/> False |
| 3 Jay likes sitting on the motorcycle. | <input type="checkbox"/> True | <input type="checkbox"/> False |

B. Practice the New Words and Grammar

1. Choose and write.

- The plane will _____ at 8:30 tonight.
- I want to ride a _____.
- We _____ our grandma every Sunday.
- You must wear a _____ when you ride a motorcycle.
- Don't tell Ann about the party. It's a _____.

Word Bank

surprise
visit
motorcycle
arrive
helmet

2. Find the mistake and correct it.

- | | | |
|--|---|-------|
| 1 Jay's mom have a surprise for him yesterday. | ➔ | _____ |
| 2 Do you want sit on the motorcycle? | ➔ | _____ |
| 3 Uncle Ted is visit today. | ➔ | _____ |
| 4 Is he bring his motorcycle? | ➔ | _____ |

C. Write about Yourself Write the answer.

- Have you ever sat on a motorcycle? _____
- Do you wear a helmet when you ride a bicycle? _____
- How many uncles do you have? _____

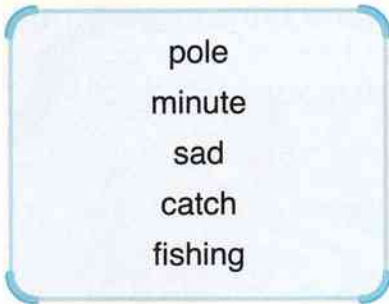


1 Pre-Reading

A. Warm up Look at the picture on the next page and talk about it.

- 1 Where is Alice?
- 2 What animal can you see?
- 3 What is Alice doing?

B. Learn the New Words Choose and write.



2 During Reading

A. Find the Main Idea Read the story and circle the main idea.

- | | |
|---|---|
| <input type="radio"/> a Alice doesn't like fishing. | <input type="radio"/> b Alice doesn't eat fish. |
| <input type="radio"/> c The fish looked sad. | <input type="radio"/> d Alice can catch a fish. |



Fishing

Alice got a hook and a **pole**.
“Now I can catch a fish,” she said.

She put the hook in the water and waited. A few **minutes** later, the pole jumped and she pulled out a fish. Alice looked at the fish. The fish looked **sad**, so Alice took the fish off the hook and put **it** back in the water. Then, Alice put **her** pole away and sat down.

“I don’t want to **catch** anything,” she said. “Sitting is better than **fishing**.”



B. Practice the Reading Skills

1. Read the story again. Number the sentences in the correct order.

⇒ What did Alice do?

She looked at the fish.

She took the fish off the hook.

She pulled out a fish.

Alice got a hook and a pole.

She put the fish back in the water.

She put the hook in the water.

She waited.

She put her pole away.

2. Circle the correct answer.

1 "Alice put **it** back in the water." **It** means _____ in this sentence.

a A fish

b A hook

2 "Alice put **her** pole away." **Her** means _____ in this sentence.

a The fish's

b Alice's

3 What did Alice do after she put the hook in the water?

a She looked at the fish.

b She waited.

4 Why did she put the fish back in the water?

a Because the fish looked sad.

b Because she had to wait.

5 Why doesn't she want to catch a fish?

a Because waiting is better than fishing.

b Because sitting is better than fishing.

3 After Reading

A. Check Your Understanding Check True or False.

- 1 Alice caught a fish after a few minutes. True False
- 2 The fish looked happy. True False
- 3 Alice likes sitting by the water. True False

B. Practice the New Words and Grammar

1. Choose and write.

- 1 There are 60 seconds in a _____.
- 2 We used a long _____ to get a coconut from the tree.
- 3 Let's go _____. I have a fishing pole and a hook.
- 4 The movie was very _____. I cried a lot.
- 5 Throw the ball to me. I'll _____ it.

Word Bank

pole
minute
sad
catch
fishing

2. Circle the correct word.

- 1 She pulled / a fish.
- 2 She took the fish / the hook.
- 3 She put the fish / in the water.
- 4 She put her pole / .

C. Write about Yourself Write the answer.

- 1 Do you like fishing? _____
- 2 Can you understand Alice's feelings? _____
- 3 What do you need when you go fishing? _____



1 Pre-Reading

A. Warm up Look at the picture on the next page and talk about it.

- 1 What game is Robbie playing with Max?
- 2 How is Max feeling?
- 3 What does Max like doing?

B. Learn the New Words Choose and write.

want
food
in
out
window

1



2



3



4




5



2 During Reading

A. Find the Main Idea Read the story and circle the main idea.

- | | |
|--|---|
| <input type="radio"/> a Max wants a ride in the car. | <input type="radio"/> b Max is Sad. |
| <input type="radio"/> c Max wants some food. | <input type="radio"/> d Max is just like a dog. |



Fun for Max

Max the pet dragon is sad.

"Why are you sad, Max?" asks Robbie.

"Do **you** want food? Do you want a toy?
Do you want a walk?"

Max does not want **food**, a toy, or a walk. What will
make Max happy?

"Do you want a ride in the car, Max?" asks Robbie.

"Yes!" shouts Max. "I want a ride!"

Max is happy to get a ride in the car. He puts **his**
head **out** the **window**, just like a dog.



B. Practice the Reading Skills

1. Read the story again and complete the chart.

⇒ Circle the correct word.

Problem

Max is .

He wants .

Solution

Max gets .

He is .

2. Circle the correct answer.

1 "Do **you** want food?" **You** means _____ in this sentence.

a Max

b Robbie

2 "He puts **his** head out the window." **His** means _____ in this sentence.

a Max's

b Robbie's

3 Why was Max sad?

a Because he wanted a walk.

b Because he wanted a ride.

4 Why does Max shout "Yes!"?

a Because he is angry.

b Because he is happy.

5 What does Max do in the car?

a He looks out the window.

b He puts his head out the window.

3 After Reading

A. Check Your Understanding Check True or False.

1 Max doesn't want a toy.

True

False

2 Max likes to ride in the car.

True

False

3 Max was sad in the car.

True

False

B. Practice the New Words and Grammar

1. Choose and write.

1 I am hungry. I _____ a sandwich.

2 The magician took a rabbit _____ a hat.

3 Let's sit by the _____. We can look outside.

4 Keep the milk _____ the fridge.

5 We always have good _____ at Christmas.

Word Bank

want

food

in

out of

window

2. Find the mistake and correct it.

1 Do you want ride in the car?



2 Why do you sad, Max?



3 What will makes Max happy?



4 Max do not want food.



C. Write about Yourself Write the answer.

1 Do you want a pet dragon like Max? _____

2 What makes you happy? _____

3 What do you want to do now? _____



1 Pre-Reading

A. Warm up Look at the picture on the next page and talk about it.

- 1 What is Anna doing?
- 2 Where is Jay?
- 3 What is Anna falling?

B. Learn the New Words Choose and write.

bored
hide
cover
count
under

1



2



3



4



5



2 During Reading

A. Find the Main Idea Read the story and circle the main idea.

- | | |
|--|--|
| <input type="radio"/> a Jay hides in the closet. | <input type="radio"/> b Jay and Anna play hide and seek. |
| <input type="radio"/> c Jay and Anna are bored. | <input type="radio"/> d Jay scares Anna. |

Hide and Seek

Jay and Anna were watching TV.

"I'm **bored**," said Jay.

"I am too," said Anna.

Jay had an idea.

"Let's play **hide** and seek," said Jay.

"Great," said Anna.

Jay went to hide first.

Anna **covered** **her** eyes and **counted** down.

"Ten, nine, eight, seven, six, five, four, three, two, one - Go!"

First, Anna looked **under** the bed. Jay wasn't there. Then she looked behind the door. Jay wasn't there. Finally, she looked in the closet.

"BOOO!" said Jay.

"AAaaahhhhhgggggg!" said Anna. "You scared **me**, Jay!"



B. Practice the Reading Skills

1. Read the story again and complete the chart.

	behind the door	under the bed	in the closet (x2)
Jay	Jay hid _____.		
Anna	First, Anna looked _____.		
	Then, she looked _____.		
	Finally, she looked _____.		

2. Circle the correct answer.

- "Anna covered **her** eyes." **Her** means _____ in this sentence.
 a Jay's b Anna's
- "You scared **me**, Jay!" **Me** means _____ in this sentence.
 a Anna b Jay
- What were Jay and Anna doing before they played hide and seek?
 a They were watching TV. b They were reading books.
- How did they feel when they were watching TV?
 a They were excited. b They were bored.
- What did Jay do when Anna looked in the closet?
 a He scared her. b He smiled at her.

3 After Reading

A. Check Your Understanding Check True or False.

- | | | |
|---------------------------------|-------------------------------|--------------------------------|
| 1 Hide and seek was boring. | <input type="checkbox"/> True | <input type="checkbox"/> False |
| 2 Anna hid first. | <input type="checkbox"/> True | <input type="checkbox"/> False |
| 3 Jay was hiding in the closet. | <input type="checkbox"/> True | <input type="checkbox"/> False |

B. Practice the New Words and Grammar

1. Choose and write.

- 1 She _____ her mouth and coughed.
- 2 I couldn't find you. Where did you _____?
- 3 Can you _____ to 1000?
- 4 I want to play. I am _____.
- 5 I found my pen. It was _____ the table.

Word Bank

bored
hide
covered
count
under

2. Find the mistake and correct it.

- | | | |
|--------------------------------------|---|-------|
| 1 Let's playing hide and seek. | ➔ | _____ |
| 2 Jay had a idea. | ➔ | _____ |
| 3 I'm boring. Let's go out and play. | ➔ | _____ |
| 4 Jay and Anna was watching TV. | ➔ | _____ |

C. Write about Yourself Write the answer.

- 1 Do you play hide and seek? _____
- 2 Where do you like to hide? _____
- 3 What do you do when you are bored? _____

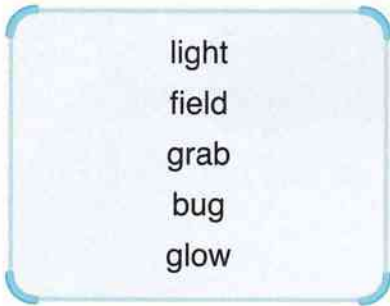


1 Pre-Reading


A. Warm up Look at the picture on the next page and talk about it.

- 1 Where are Anna and Uncle Ted?
- 2 How does Anna feel?
- 3 What is in Anna's hands?

B. Learn the New Words Choose and write.



1



2



3



4




5



2 During Reading

A. Find the Main Idea Read the story and circle the main idea.

- | | |
|---|--|
| <input type="radio"/> a Uncle Ted lives in the country. | <input type="radio"/> b Anna looked at the stars. |
| <input type="radio"/> c Uncle Ted saw a firefly. | <input type="radio"/> d Anna caught a glowing firefly. |



Track 17

What's That Glow?

My Uncle Ted lives in the country. The air is clean and there is a lot of open space. **We** like to go out and look at the stars.

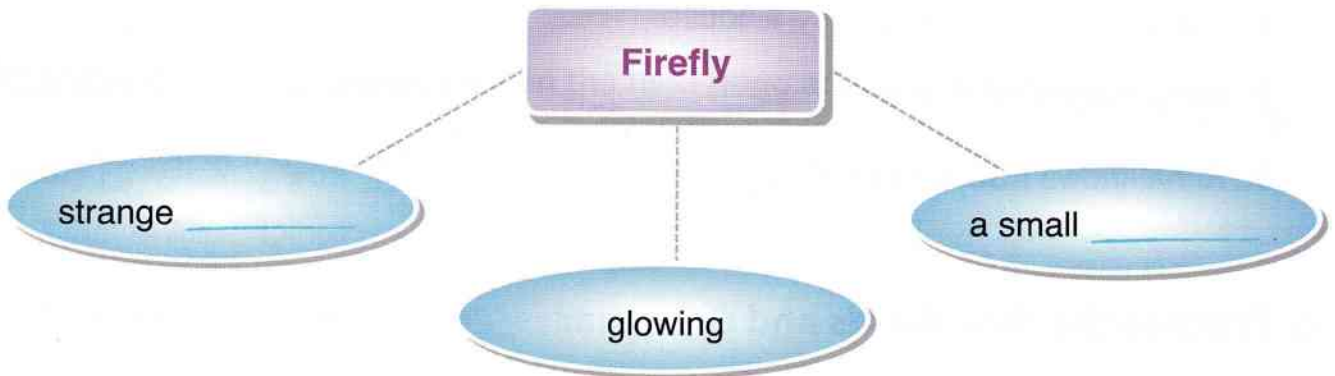
Last night, I saw some strange **lights** in the **field**. They weren't stars! I ran and tried to catch the lights. I reached out and **grabbed one**. When I opened my hands, there was a small **bug**. It was **glowing!** Uncle Ted said it was a firefly. "How does it glow?" I wondered.



B. Practice the Reading Skills

1. Read the story again and complete the chart.

⇒ Find the words that describe the firefly.



2. Circle the correct answer.

1 "We like to go out and look at the stars." **We** means _____ in this sentence.

a Uncle Ted and the fireflies

b Uncle Ted and Anna

2 "I reached out and grabbed **one**." **One** means _____ in this sentence.

a A firefly

b Uncle Ted

3 Where does Uncle Ted live?

a He lives in the city.

b He lives in the country.

4 What did Anna see in the field?

a She saw the stars.

b She saw strange lights.

5 What did Anna try to do?

a She tried to catch the lights.

b She tried to run away.

3 After Reading

A. Check Your Understanding Check True or False.

- 1 The air is clean at Uncle Ted's house. True False
- 2 Anna tried to catch a star. True False
- 3 Anna knows how fireflies glow. True False

B. Practice the New Words and Grammar

1. Choose and write.

- 1 My watch can _____. You can see it in the dark.
- 2 I was scared. I _____ my mom's hand.
- 3 It's dark in the room. Turn on the _____ please.
- 4 Corn usually grows in a _____.
- 5 Eeeek, I can see a big _____!

Word Bank

light
field
grabbed
bug
glow

2. Find the mistake and correct it.

- 1 Last night, I see some strange lights. → _____
- 2 They wasn't stars. → _____
- 3 I ran and try to catch the light. → _____
- 4 How is it glow? → _____

C. Write about Yourself Write the answer.

- 1 Do you sometimes go to the country? _____
- 2 Have you seen a firefly? _____
- 3 How does a firefly glow? Do you know? _____



1 Pre-Reading

A. Warm up Look at the picture on the next page and talk about it.

- 1 What kind of fruit can you see?
- 2 What is Alice doing?
- 3 How does Mom feel?

B. Learn the New Words Choose and write.

strawberry
leg
delicious
kitchen
fruit

1




2



3



4




5



2 During Reading

A. Find the Main Idea Read the story and circle the main idea.

- | | |
|--|--|
| <input type="radio"/> a Alice likes strawberries. | <input type="radio"/> b Strawberries are Alice's favorite fruit. |
| <input type="radio"/> c Strawberries are good dancers. | <input type="radio"/> d Alice dreams of a dancing strawberry. |



A Delicious Dance

Last night Alice had a dream about a dancing strawberry. It was big and red just like a normal strawberry, but it had long legs. **It** looked delicious and danced very well.

Alice woke up and went to the kitchen.

"Mom, we have to eat a whole box of strawberries for breakfast!" said Alice.

"Why?" asked Mom. "Are strawberries your favorite fruit now?"

"No," answered Alice. "I just want to dance."

After Alice ate the whole box of strawberries, **she** danced around the room.



B. Practice the Reading Skills

1. Read the story again and complete the chart.

	around the room	a whole box of strawberries	a dancing strawberry
Last Night	Alice had a dream about _____.		
In the Morning	Alice ate _____. She danced _____.		

2. Circle the correct answer.

1 "It looked delicious and danced very well." It means _____ in this sentence.

a The strawberry

b Breakfast

2 "She danced around the room." She means _____ in this sentence.

a Alice

b The strawberry

3 In Alice's dream, how was the strawberry different from a normal strawberry?

a It was big and red.

b It had long legs.

4 Where did Alice go after she woke up?

a She went to the living room.

b She went to the kitchen.

5 What did Alice eat for breakfast?

a She ate a box of strawberries.

b She ate a big red strawberry.

3 After Reading

A. Check Your Understanding Check True or False.

- | | | |
|--|-------------------------------|--------------------------------|
| 1 Strawberries are Alice's favorite fruit. | <input type="checkbox"/> True | <input type="checkbox"/> False |
| 2 Alice wanted to dance. | <input type="checkbox"/> True | <input type="checkbox"/> False |
| 3 Alice danced around the room. | <input type="checkbox"/> True | <input type="checkbox"/> False |

B. Practice the New Words and Grammar

1. Choose and write.

- I hurt my _____. I can't walk.
- He is cooking in the _____.
- Bananas, apples and oranges are kinds of _____.
- My mom's soup is _____.
- I love eating red _____.

Word Bank

strawberries
leg
delicious
kitchen
fruit

2. Find the mistake and correct it.

- | | | |
|---|---|-------|
| 1 It had long leg. | ➔ | _____ |
| 2 Last night Alice have a dream. | ➔ | _____ |
| 3 The dream was about a dance strawberry. | ➔ | _____ |
| 4 I just want dance. | ➔ | _____ |

C. Write about Yourself Write the answer.

- Did you have a dream last night? _____
- Can you dance well? _____
- What's your favorite fruit? _____



1 Pre-Reading

A. Warm up Look at the picture on the next page and talk about it.

- 1 What is the mouse doing in the classroom?
- 2 How does Nick carry his mouse?
- 3 What is the mouse eating?

B. Learn the New Words Choose and write.

mouse
pocket
lunchtime
understand
playground

1



2



3



4



5



2 During Reading

A. Find the Main Idea Read the story and circle the main idea.

- | | |
|--|--|
| <input type="radio"/> a Nick can speak mouse-language. | <input type="radio"/> b Snowy sleeps in Nick's pocket. |
| <input type="radio"/> c Nick and his mouse went to school. | <input type="radio"/> d Snowy likes cookies. |



There is a Mouse in My Pocket

Nick has a pet **mouse**; his name is Snowy. Snowy likes to go to school. Nick puts **him** in his **pocket** and takes him to school every day.

Snowy usually sleeps quietly in the morning.


At **lunchtime**, Nick gives Snowy a cookie, and listens to Snowy's squeaks. Nick thinks **he** can **understand** Snowy the Mouse!

"Squeak, squeak," says Snowy.

"Oh, do you want to go to the **playground** now?" Nick asks.

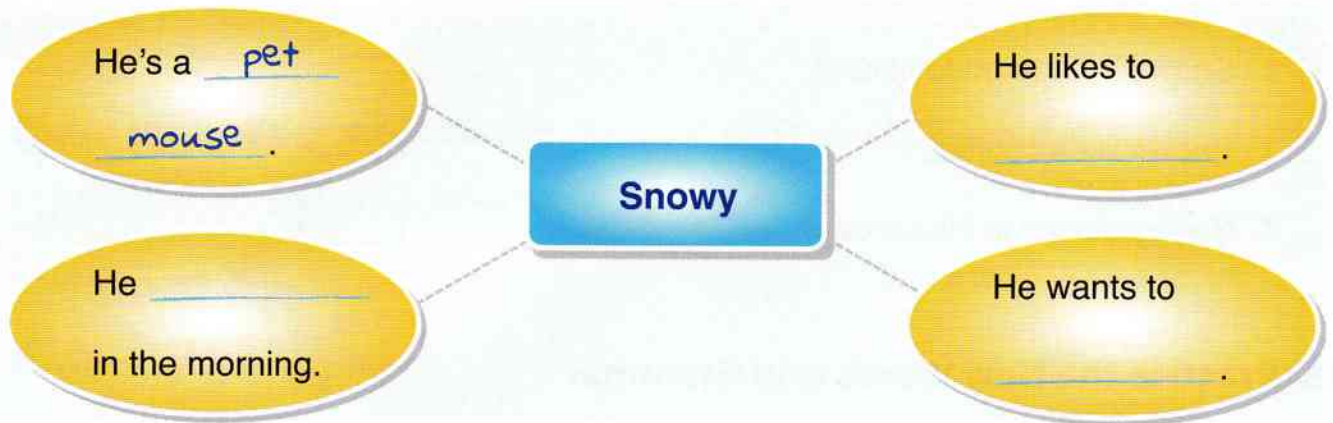
"Squeak, SQUEAK!" says Snowy.

"OK," says Nick. "Let's go and play together."



B. Practice the Reading Skills

1. Read the story again. Complete the chart.



2. Circle the correct answer.

1 "Nick puts **him** in his pocket." **Him** means _____ in this sentence.

a A cookie

b Snowy the Mouse

2 "Nick thinks **he** can understand Snowy." **He** means _____ in this sentence.

a Nick

b Snowy the Mouse

3 How often does Snowy go to school?

a He goes to school every day.

b He goes to school on Mondays.

4 What does Snowy do in the morning?

a He eats a cookie.

b He sleeps quietly.

5 What does Snowy like to do at lunchtime?

a Play with Nick's friends

b Go to the playground

3 After Reading

A. Check Your Understanding Check True or False.

- | | | |
|--------------------------------|-------------------------------|--------------------------------|
| 1 Snowy likes to go to school. | <input type="checkbox"/> True | <input type="checkbox"/> False |
| 2 Snowy likes cookies. | <input type="checkbox"/> True | <input type="checkbox"/> False |
| 3 Snowy sleeps in Nick's bag. | <input type="checkbox"/> True | <input type="checkbox"/> False |

B. Practice the New Words and Grammar

1. Choose and write.

- Children are playing in the _____.
- A _____ is a small animal.
- It's _____! Wash your hands and get ready to eat.
- I keep my keys in my _____.
- I don't _____ this question. Can you explain it?

Word Bank

mouse
pocket
lunchtime
understand
playground

2. Find the mistake and correct it.

- | | | |
|---------------------------------------|---|-------|
| 1 Snowy like to go to school. | → | _____ |
| 2 Nick takes he to school every day. | → | _____ |
| 3 Snowy usually sleep in the morning. | → | _____ |
| 4 Do you want go to the playground? | → | _____ |

C. Write about Yourself Write the answer.

- Do you have a pet? _____
- What can you do with a pet? _____
- What do you do at lunchtime? _____



1 Pre-Reading


A. Warm up Look at the picture on the next page and talk about it.

- 1 What are Jay and Anna doing?
- 2 Where are Jay and Anna?
- 3 What toy does Jay have?

B. Learn the New Words Choose and write.

camp
little
ghost
story
backyard

1



2



3



4



5



2 During Reading

A. Find the Main Idea Read the story and circle the main idea.

- | | |
|--|--|
| <input type="radio"/> a Jay made a camp in the backyard. | <input type="radio"/> b Anna told ghost stories at camp. |
| <input type="radio"/> c Anna is Jay's sister. | <input type="radio"/> d Anna went to camp last summer. |

Jay's Camp

Jay's sister, Anna, went away to **camp** last summer. Jay wanted to go camping too.

"Can I go with you, Anna?" asked Jay.


"Sorry Jay," said Anna. "You are too **little**."

At the camp, Anna slept in a tent. She ate outdoors. She told **ghost stories**.

A week later, Jay made his own camp in the **backyard**. He made a tent out of a blanket. He made sandwiches to eat. He sat in the grass and told ghost stories with his teddy bear. Anna came outside.

"Hi Jay, can I please come to **your** camp?" Anna asked.

"Yes," said Jay, smiling.



B. Practice the Reading Skills

1. Read the story again and check (✓).

	Anna	Jay	Who did what?
1	<input checked="" type="checkbox"/>	<input type="checkbox"/>	_____ went camping last summer.
2	<input type="checkbox"/>	<input type="checkbox"/>	_____ made a tent out of a blanket.
3	<input type="checkbox"/>	<input type="checkbox"/>	_____ slept in a tent.
4	<input type="checkbox"/>	<input type="checkbox"/>	_____ made sandwiches to eat.
5	<input type="checkbox"/>	<input type="checkbox"/>	_____ told ghost stories.

2. Circle the correct answer.

1 "Can **I** go with you?" asked Jay. **I** means _____ in this sentence.

a Anna

b Jay

2 "Can I please come to **your** camp?" **Your** means _____ in this sentence.

a Anna's

b Jay's

3 What did Jay want to do?

a He wanted to play with Anna.

b He wanted to go camping with Anna.

4 Why can't Jay go camping?

a He is too young.

b He is too excited.

5 Where did Jay camp?

a He camped at school.

b He camped in the backyard.

3 After Reading

A. Check Your Understanding Check True or False.

- | | | |
|---------------------------------------|-------------------------------|--------------------------------|
| 1 Jay made a tent out of grass. | <input type="checkbox"/> True | <input type="checkbox"/> False |
| 2 Jay told ghost stories to his doll. | <input type="checkbox"/> True | <input type="checkbox"/> False |
| 3 Anna wants to play with Jay. | <input type="checkbox"/> True | <input type="checkbox"/> False |

B. Practice the New Words and Grammar

1. Choose and write.

- 1 My class is going to _____ in the mountains.
- 2 I will wear a _____ costume on Halloween.
- 3 We play catch in our _____.
- 4 Did you finish writing your _____?
- 5 My baby brother is very _____.

Word Bank

camp
little
ghost
story
backyard

2. Write the verb in the past tense.

- 1 Anna _____ away to camp last summer.
- 2 She _____ in a tent.
- 3 She _____ outdoors.
- 4 She _____ ghost stories.

C. Write about Yourself Write the answer.

- 1 Do you go camping? _____
- 2 What do you do when you camp? _____
- 3 Do you like ghost stories? _____

Part 3

Picture Dictionary

92



A

alone



arrive



awake

**B**

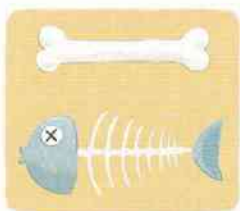
backyard



bamboo



bone



bookshop



bored



brave



breakfast



bug

**C**

camp



catch



chase



computer



count



cover

**D**

daughter



delicious



dig



dish



E

easy



egg



e-mail



F

family




far



farmer



field



find



fire



firefighter



fishing



food



fruit



funny



G

garden



ghost



glow



goat



grab



H

helmet



hide



hotel



hurt

**I**

in



insect

**K**

kid



kitchen

**L**

last



leg



letter



library



light



little



loudly



lunchtime

**M**

minute



motorcycle



mouse

**O**

out



P


panda




peach



peanut



pear



playground



pocket



pole



proud



pumpkin



Q

quietly



R

restaurant



ring (rang)



S

sad



scared



science



scratch



send



silly



sing



sleepy



spray



story



strawberry



surprise



T

tank



textbook



tire



together



trash



U

uncle



under



understand



V

vacation



visit



voice



W

want



week



window



work



Y

yesterday



READING Train

is a three level reading series for young learners of English. In each book, carefully graded reading passages are supported by a variety of exercises. By completing these exercises, students build vocabulary, extend grammatical knowledge, and progressively consolidate their reading skills. To make the passages and exercises appealing, the authors have created fun, same-aged characters for the fictional passages. In student book 2 and 3 these fictional passages are interspersed with a small number of non-fiction passages that reflect the varied interests of elementary school students. **Reading Train** also provides an easy-to-follow lesson format that enables students to actively take part in the reading and thinking process.

Features

- A memorable and interesting family of characters
- Exciting passages with warm feelings and humor
- Cumulative vocabulary and reading skill practice
- Vivid illustrations to spark learners' imagination
- A systematic lesson process
- A picture dictionary in each book
- Accompanying audio recordings
- Fun Comics

Components



- **Student Book 1 2 3** • **Workbook 1 2 3**
- **Teacher's Manual** • **Audio CD** (Included in Student Book)

Reading Skills and Vocabulary Development Series for Elementary Students

- Series 1** Reading Boat 1 2 3 (for Grades 1 & 2)
- Series 2** Reading Train 1 2 3 (for Grades 3 & 4)
- Series 3** Reading Rocket 1 2 3 (for Grades 5 & 6)

115.000

