

The Smart Way to Learn English

Smart English

1

Grammar Worksheets



Smart English Grammar Worksheets

Contents



| | | |
|-----------|----------------------|----|
| Lesson 1 | My Things | 5 |
| Lesson 2 | My Classroom | 7 |
| Lesson 3 | Jump Up 1 | 9 |
| Lesson 4 | Pets | 11 |
| Lesson 5 | Wild Animals | 13 |
| Lesson 6 | Jump Up 2 | 15 |
| Lesson 7 | Colors | 17 |
| Lesson 8 | More Colors | 19 |
| Lesson 9 | Jump Up 3 | 21 |
| Lesson 10 | Show Your Progress 1 | 23 |
| Lesson 11 | At the Supermarket | 25 |
| Lesson 12 | At the Store | 27 |
| Lesson 13 | Jump Up 4 | 29 |
| Lesson 14 | Shapes | 31 |
| Lesson 15 | Numbers | 33 |
| Lesson 16 | Jump Up 5 | 35 |
| Lesson 17 | My Family | 37 |
| Lesson 18 | Jobs | 39 |
| Lesson 19 | Jump Up 6 | 41 |
| Lesson 20 | Show Your Progress 2 | 43 |

Smart English Grammar Worksheets

1 What are they?

These are supplemental grammar worksheets to use with the Smart English course book. The worksheets align with the units from Smart English. The worksheets have been designed to give students a more explicit grammar explanation, sample problems, and more writing practice.

2 Why grammar worksheets?

The Smart English course books focus on the four skills – listening, reading, writing, and speaking. Some students, however, might need to focus more on the grammar structures they are learning in the course books. These grammar worksheets are meant to appease that need.

3 Basic Grammar Tips

Teaching grammar can be challenging. However, there is a basic format you can follow to help both yourself and your students.

1. Give explicit directions with examples (i.e. use grammar charts).
2. Check to see if students understand.
3. Allow students time for guided practice with structure.
4. Check to see if students understand.
5. Allow time for more practice focusing on writing.
6. Check to see if students understand.

4 Grammar Charts

Each worksheet starts with a grammar chart. These are meant to provide students with the target structure, an explanation of the target structure, and a few examples. Ideally, these grammar charts should be looked at together with your students. It is likely they'll have some questions and it would be good if the teacher is there to help.



Smart English and e-future's Grammar Series

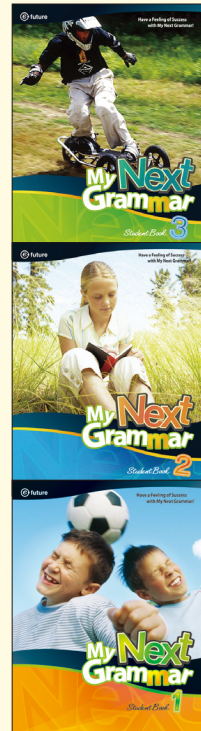
For more grammar practice, you can use e-future's *My First Grammar* and *My Next Grammar*. e-future's grammar series provide students with more explicit instruction, examples, grammar charts, and activities focused on both grammar and writing. For more information, please feel free to visit e-future's website (www.efuture-elt.com).

Smart English

My First Grammar

My Next Grammar

Elementary
(A1-A2)



Lesson 1: My Things

Structures

What is it?
It's a book.

Grammar Focus

What + to be...?
Nouns and Articles

Grammar Focus 1

Articles: a/an + noun

- a is the article that goes in front of nouns that start with a consonant.
- an is the article that goes in front of nouns that start with a vowel.

| | | | | | |
|----|------------------|----------------|--------------------|---------------------|------------------|
| a | a <u>b</u> ag | a <u>b</u> ook | a <u>c</u> rayon | a <u>p</u> en | a <u>c</u> hair |
| an | an <u>a</u> pple | an <u>e</u> gg | an <u>o</u> ctopus | an <u>e</u> lephant | an <u>i</u> gloo |

1. Read and write.

1 _____ flag

2 _____ airplane

3 _____ ear

4 _____ clock

5 _____ ice cube

6 _____ umbrella

7 _____ island

8 _____ pizza

9 _____ orange

10 _____ baby

11 _____ car

12 _____ kite

Grammar Focus 2

What + be...?

| Question | Answer | | |
|-------------|-------------|-------------|----------------|
| What is it? | It's a bag. | It's a pen. | It's a crayon. |

2. Look and write.

1



What is it?

2



What is it?

3



Lesson 1: My Things

Structures

What is it?
It's a book.

Grammar Focus

What + to be...?
Nouns and Articles

3. Look and write.

1



What is it? It's a crayon.

2



3



4



5



6



7



Lesson 2: My Classroom

Structures

Is it a desk?
Yes, it is. / No, it isn't.

Grammar Focus

Yes / No questions + to be
To be + present simple

Grammar Focus

| Present Simple: Yes / No questions + To Be | | | | | |
|--|---------|--------|---------------|----|--------|
| Question | | | Answer | | |
| To be verb | pronoun | noun | Yes, | it | is. |
| Is | it | a bat? | No, | it | isn't. |
| Is it an apple? | | | Yes, it is. | | |
| | | | No, it isn't. | | |

1. Look and write.

1



Is it a pen?

2



Is it a crayon?

3



Is it a desk?

4



Is it a board?

5



Is it a desk?

6



Is it a bag?

2. Look and write.

1



Yes, it is

2



No, it isn't.

3



Yes, it is.

Lesson 2: My Classroom

Structures

Is it a desk?
Yes, it is. / No, it isn't.

Grammar Focus

Yes / No questions + to be
To be + present simple

3. Look, read, and write.



1 Is it a clock?

2 What is it?

3 Is it a bag?

4 Is it a desk?

5 What is it?

6 Is it a board?

7 Is it a crayon?

8 What is it?


Lesson 3: Jump Up 1

Review

Lessons 1-2

1. Look and write.

1



Q: Is it a desk?

A: _____

Q: What is it?

A: _____

2



Q: Is it a book?

A: _____

Q: Is it a board?

A: _____

3




Q: _____

A: No, it isn't.

Q: _____

A: It's a desk.

4



Q: _____

A: No, it isn't.

Q: _____

A: Yes, it is.

Lesson 3: Jump Up 1

Review

Lessons 1-2

2. Look, trace, and write.

1



What

2



Is it

Yes,

3



What

4



Is it

No,

5



is it?

6



a pen?

Lesson 4: Pets

Structures

What's this / that?
It's a dog.

Grammar Focus

Demonstrative pronouns (this / that)
To be + present simple

Grammar Focus

Demonstrative Pronouns: This / That

• Use **this** when something is nearby.



• Use **that** when something is far away.



Question

What's this?

What's that?

Answer

It's a desk.

It's a desk.

1. Look, circle, and answer.


1



Q: What's this? What's that?

A:


2



Q: What's this? What's that?

A:

3




Q: What's this? What's that?

A:


2. Look, write, and answer.

1



What

2



What

Lesson 4: Pets

Structures

What's this / that?
It's a dog.

Grammar Focus

Demonstrative pronouns (this / that)
To be + present simple

3. Look and write.



1 What

2 What

3 What

4 What

5 What

Lesson 5: Wild Animals

Structures

Is this / that a lion?
Yes, it is. / No, it isn't.

Grammar Focus

Demonstrative pronouns (this / that)
To be + present simple

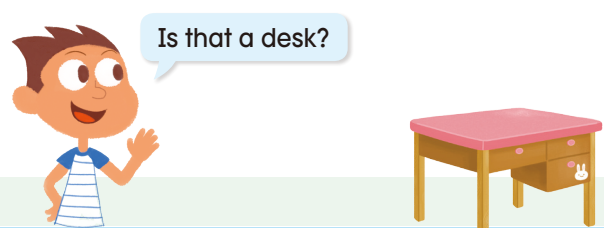
Grammar Focus

Demonstrative Pronouns: This / That

• Use **this** when something is nearby.



• Use **that** when something is far away.



Question

Is **this** a desk?

Is **that** a desk?

Answer

Yes, it is. / No, it isn't.

1. Look, circle, and answer.


1



Q: Is **this / that** a lion?

A: _____


2



Q: Is **this / that** a snake?

A: _____

3



Q: Is **this / that** a bear?

A: _____

Lesson 5: Wild Animals

Structures

Is this / that a lion?
Yes, it is. / No, it isn't.

Grammar Focus

Demonstrative pronouns (this / that)
To be + present simple

2. Look, read, and write.

1




Is this a dog?

No, it isn't.

It's a cat.

2



chair?

3



lion?

4



cat?

5



lion?

6



bag?

Lesson 6: Jump Up 2

Review

Lessons 4-5

1. Look, read, and write.



1 Is that a bear?

2 What's that?

3 Is this a parrot?

4 Is this a cat?

2. Look and write.



No, it isn't.

It's a parrot.



Is this a bear?

What is it?

Lesson 6: Jump Up 2

Review

Lessons 4-5

3. Look, circle, and write.



1 Is this / that a lion?

2 What is this / that ?

3 Is this / that a board?

4 What is this / that ?

5 Is this / that a parrot?

Lesson 7: Colors

Structures

What color is it?
It's red.

Grammar Focus

What + to be...?
Pronoun + to be....

Grammar Focus

Question Words: What + to be...?

Use **what** to ask questions.

Q: Question word + noun + to be verb + pronoun?

What + color + is + it?

A: Pronoun + to be verb + answer (adjective).

It + is + blue. → It's blue.


1. Look and write.

What color is it?

1



2



3



2. Look and write.

1



What

2



What

Lesson 7: Colors

Structures

What color is it?
It's red.

Grammar Focus

What + to be...?
Pronoun + to be....

3. Look and write.

1



What color is it?

2



3



4



5



Lesson 8: More Colors

Structures

Is it pink?
Yes, it is. / No, it isn't.

Grammar Focus

Is it...?
Yes / No answers

Grammar Focus

| Question Words: Is it...? | | | |
|---|--|-------------|------------------------------|
| Q: | To be verb + pronoun + adjective? | | |
| | Is + it + blue? | | |
| A: | Adverb (Yes / No) + pronoun + to be verb | | |
| | Yes, it is. / No, it isn't. | | |
| <table border="1" style="width: 100%; text-align: center;"> <tr> <td style="width: 50%;">Is it blue?</td> <td style="width: 50%;">Yes, it is. No, it isn't.</td> </tr> </table> | | Is it blue? | Yes, it is. No, it isn't. |
| Is it blue? | Yes, it is. No, it isn't. | | |

1. Look, read, and answer.

1



Is it brown?

2



Is it gray?

3



Is it green?

2. Look and write.

1



Yes, it is.

2



No, it isn't.

3



Yes, it is.

Lesson 8: More Colors

Structures

Is it pink?
Yes, it is. / No, it isn't.

Grammar Focus

Is it...?
Yes / No answers

3. Look and write.

1



2



3



4



5



6



7



8



1

Is it green?

No, it isn't.
It's orange.

2

Is it brown?

3

Is it purple?

4

Is it yellow?

5

Is it pink?

6

Is it blue?

7

Is it orange?

8

Is it yellow?

Lesson 9: Jump Up 3

Review

Lessons 7-8

1. Look, read, and write.

1



What color is it?

2



Is it blue?

3



What color is it?

2. Look, read, and match.

1



Is it red?

No, it isn't.

2



What color is it?

Yes, it is.

3



Is it purple?

It's green.

Lesson 9: Jump Up 3

Review

Lessons 7-8

3. Look, trace, and write.



gray pink green white purple blue orange brown

1 What

2 yellow?

3 is it?

4 Yes, it is.

5 What

6 Is it orange?

7 It's green.

8 No, it isn't.

Lesson 10: Show Your Progress 1

Review

Lessons 1-10

1. Look, read, and write.

1



Is it a chair?

What is it?

Is it brown?

2



No, it isn't.

It's a parrot.

It's red.

3



What is it?

Is it brown?

Lesson 10: Show Your Progress 1

Review

Lessons 1-10

2. Look and write.



1 What is it?

2 What color is it?

3 Is that blue?

4 What is this / that ?

What color is it?

What color is it?

5 Is this / that a lion?

6 What is this / that ?

What is it?

Is it brown?

Lesson 11: At the Supermarket

Structures

What are they?
They're apples.

Grammar Focus

What + to be...?
Pronoun + to be....

Grammar Focus 1


Singular vs. Plural nouns

- A **singular noun** is one of something.
- A **plural noun** is two or more of something.

| | | | | | |
|----------|----------|-----------|---------|----------|---------|
| Singular | an apple | an orange | a melon | a banana | a grape |
| Plural | apples | oranges | melons | bananas | grapes |

1. Look and write.


1



2



3





4



Grammar Focus 2

What + to be...?

| | Question | Answer |
|--|----------------|-------------------------------------|
| Singular  | What is it? | It's a banana. It's an apple. |
| Plural  | What are they? | They're bananas. They're apples. |

2. Look and write.

1



2



3



They're _____ apple.

Lesson 11: At the Supermarket

Structures

What are they?
They're apples.

Grammar Focus

What + to be...?
Pronoun + to be....

3. Look and write.

1




What is it?
It's a banana.



What are they?
They're bananas.

2





3





4





5






6





7





Lesson 12: At the Store



Structures

Are they pencils?
Yes, they are. / No, they aren't.

Grammar Focus


Is it ...? / Are they ...?
Yes / No answers

Grammar Focus

| Is it ...? / Are they ...? | | |
|--|-------------------|------------------------------------|
| | Question | Answer |
| Singular  | Is it an eraser? | Yes, it is. No, it isn't. |
| Plural  | Are they erasers? | Yes, they are. No, they aren't. |

1. Write and circle.

1



_____ markers?

- a Yes, they are. b No, they aren't.

2



_____ pencils?

- a Yes, they are. b No, they aren't.

3



_____ notebooks?

- a Yes, they are. b No, they aren't.

2. Read and answer.

1



Are they erasers?

2



Are they pens?

3



Are they pencils?

Lesson 12: At the Store

Structures

Are they pencils?
Yes, they are. / No, they aren't.

Grammar Focus

Is it ...? / Are they ...?
Yes / No answers

3. Look and write.

1



Are
Yes,

2



Yes,

3



No,

4



No,

5



Yes,

6



Yes,


Lesson 13: Jump Up 4

Review

Lessons 11-12

1. Look and write.

1



They're pencils.

2



Yes, they are.

3



They're melons.

2. Look, read, and write.

1



Are they oranges?

What are they?

2



They're bananas.

They're yellow.


Lesson 13: Jump Up 4

Review

Lessons 11-12

3. Look and write.

1



What

2



Is

Yes, it is.

3




It's a banana.

4



Yes, they are.

5



They're apples.

6



Is

Yes,

7



No, they aren't.

Lesson 14: Shapes

Structures

What shape is it?
It's a circle.

Grammar Focus

What + noun + to be...?
Pronoun + to be...

Grammar Focus

| What + noun + to be...? | |
|-------------------------|------------------|
| Question | Answer |
| What shape is it? | It's a square. |
| What shape are they? | They're squares. |

1. Read and write.

1



2



3



4



1

What shape is it?

2

What shape is it?

3

4

2. Look, read, and write.

1



What are they?

What shape are they?

2



What is it?

What shape is it?

Lesson 14: Shapes

Structures


What shape is it?
It's a circle.

Grammar Focus

What + noun + to be...?
Pronoun + to be...

3. Look and write.

1



What shape is it?

2



Blank handwriting lines for writing the answer.

3



Blank handwriting lines for writing the answer.

4



Blank handwriting lines for writing the answer.

4. Look, read, and write.

1



What shape is it?

What color is it?

Blank handwriting lines for writing the answers.

2



What shape is it?

What color is it?

Blank handwriting lines for writing the answers.

Lesson 15: Numbers

Structures

How many circles?
Ten circles.

Grammar Focus

How many...?
Numbers

Grammar Focus

Quantity: How many...?

• **How many** is used to find the quantity or amount of something.

| Question | Answer |
|--|--------------------------------|
| How many + plural noun? | Number + plural noun. |
| How many circles? How many triangles? | Ten circles. Two triangles. |


1. Look and write.

How many?

1



2



3



4



1

Four rectangles.


2

3

4


2. Look and write.

1



How

2



Lesson 15: Numbers

Structures


How many circles?
Ten circles.

Grammar Focus

How many...?
Numbers

3. Look and write.

1



What shape are they?

How many triangles?

2



What are they?

How many hamsters?

3



What shape are they?

How many circles?

4



What are they?

How many cats?

5



What shape are they?

How many rectangles?


Lesson 16: Jump Up 5

Review

Lessons 14-15

1. Look, read, and write.


1



Are they circles?

What shape are they?

2




What color are they?

How many circles?


2. Look and write.

1




What

2



What

3



How many

Lesson 16: Jump Up 5

Review

Lessons 14-15

3. Look, read, and write

1



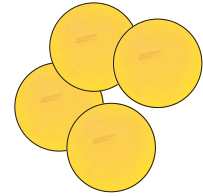
2



3



4



1

What are they?

They're blue rectangles.

How many rectangles?

2

How many squares?

It's a red square.

3

What are they?

Five triangles.

4

What are they?

How many circles?

4. Look and write.

1



What are they?

How many parrots?

2



What are they?

How many markers?

Lesson 17: My Family

Structures

Who is she? / Who are they?
She's my mom. / They're my sisters.

Grammar Focus

Who + to be...?
Possessive pronouns

Grammar Focus

Who + to be...?

• Who asks about people.

| Question | Answer |
|--|--|
| Who + to be + pronoun? | Pronoun + to be + my + noun (answer). |
| Who is she? Who is he? Who are they? | She's my mom. He's my dad. They're my sisters. |

1. Look, read, and write.

This is Mateo's family.



1 Who is he? _____

2 Who is she? _____

3 _____
_____ She is Mateo's sister.

4 _____
_____ He's Mateo's grandpa.

Lesson 17: My Family


Structures

Who is she? / Who are they?
She's my mom. / They're my sisters.

Grammar Focus

Who + to be...?
Possessive pronouns

2. Look and write.



1 Who is he? He's Sam's brother.

2 _____

3 _____

4 _____


5 _____

6 _____

3. Draw a picture of a family member and one of your friends.



Who is he / she ?



Who is he / she ?

Lesson 18: Jobs

Structures

Is he a student? Yes, he is. / No, he isn't.
 Are they students? Yes, they are. / No, they aren't.

Grammar Focus

To be + pronoun


Grammar Focus

Interrogative: Is/Are + pronoun ...?

| | Question | Answer |
|--------------------|-----------------------|------------------------------------|
| One person | Is + pronoun + noun? | Answer + pronoun + to be. |
| | Is he a student? | Yes, he is. No, he isn't. |
| Two or more people | Are + pronoun + noun? | Answer + pronoun + to be. |
| | Are they students? | Yes, they are. No, they aren't. |

1. Read and write.

1



Is she a doctor?

2



Is he a teacher?

3



Are they students?

4



Are they teachers?

2. Look and write.

1



Yes, she is.

2



Yes, they are.

Lesson 18: Jobs

Structures

Is he a student? Yes, he is. / No, he isn't.
Are they students? Yes, they are. / No, they aren't.

Grammar Focus

To be + pronoun

3. Look and write.

1




Who is he?
He's a student.

2



Who are they?

3



She's a teacher.

4



Are they teachers?

5



Yes, they are.

6



Who

Lesson 19: Jump Up 6

Review

Lessons 17-18

1. Look, read, and write.

1



He's my brother.

2



She's my mom.

3



They're my sisters.

4



She's my grandma.

2. Look, read, and write.

This is Sofia's family.



1

Who is she?

Is she a doctor?

2

He's Sofia's dad.

Yes, he is.

3

Who are they?

Are they teachers?

Are they students?

Lesson 19: Jump Up 6

Review

Lessons 17-18

3. Look and write.

1



Chris' dad

Who is he?

Is he a teacher?

2



Who are they?

How many students?

3



Sue's mom

Who is she?

Is she a doctor?

4. Read and match.

1



Who is he?

Yes, they are.

2



Who are they?

He's a cook.

3



Are they students?

They're teachers.

4



Who is she?

She's a doctor.

Lesson 20: Show Your Progress 2

Review

Lessons 11-20

1. Look, read, and write.

1



What are they?

What shape are they?

2



Three apples.

They're apples.

3




Are they notebooks?

What are they?

2. Look, read, and write.


1



Who is she?

Is she a teacher?

2



Who are they?

Are they doctors?


Lesson 20: Show Your Progress 2

Review

Lessons 11-20

3. Look and write.


1



2



3



4



5



Anne's dad

6



1

What are they?

What color are they?

2

No, they aren't.

They're bananas.

3

What shape are they?

How many sandwiches?

4

They're red.

Two apples.

5

Who is he?

Is he a cook?

6

Is she a teacher?

Is she a student?
