

SPECTRUM®

Spelling


GRADE

1






Focused Practice for Spelling Mastery

- Letter recognition
- Short and long vowels
- Sight words
- Dictionary
- Answer key

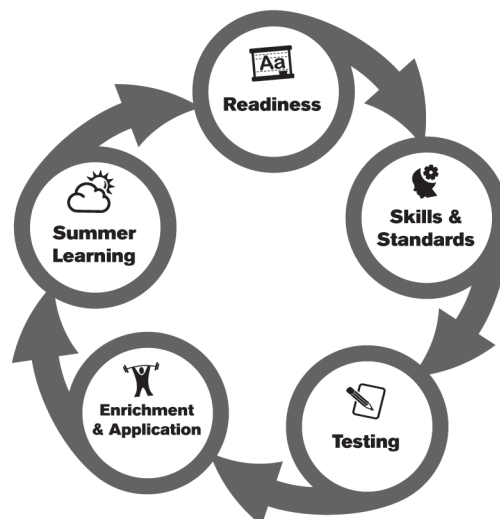


Support your child's educational journey throughout the year!

For over 40 years, Carson Dellosa has provided quality educational products that help children excel at school and home.

				
Readiness	Skills & Standards	Testing	Enrichment & Application	Summer Learning
Preparing your child for the upcoming school year	Supporting your child with subject- and skill-based practice	Providing your child with the essential skills and strategies for test-day success	Extending your child's learning with real-world applications	Keeping your child's skills sharp all summer long

**Carson Dellosa—your partner in education
from PreK through 8th grade**



SPECTRUM

Spelling

Grade 1

Spectrum®
An imprint of Carson Dellosa Education
P.O. Box 35665
Greensboro, NC 27425 USA

© 2015 Carson Dellosa Education. Except as permitted under the United States Copyright Act, no part of this publication may be reproduced, stored, or distributed in any form or by any means (mechanically, electronically, recording, etc.) without the prior written consent of Carson Dellosa Education. Spectrum® is an imprint of Carson Dellosa Education.

ISBN 978-1-4838-1502-2

Table of Contents Grade 1

Lesson 1: The Letters I, L, T, K, Y, Z, V, W, and X	6
Lesson 2: The Letters O, C, U, S, J, G, P, B, and D	10
Lesson 3: The Letters H, M, N, A, E, Q, R, and F	14
Lesson 4: The /t/, /m/, /s/, /j/ and /k/ Sounds at the Beginnings of Words	18
Lesson 5: The /d/, /f/, /g/, /n/, and /w/ Sounds at the Beginnings of Words	22
Lesson 6: The /b/, /h/, /p/, and /r/ Sounds at the Beginnings of Words	26
Lesson 7: The /k/, /l/, /v/, /y/, and /z/ Sounds at the Beginnings of Words	30
Review	34
Lesson 8: The /d/, /t/, and /m/ Sounds at the Ends of Words	36
Lesson 9: The /s/, /g/, and /b/ Sounds at the Ends of Words	40
Lesson 10: The /p/, /n/, and /x/ Sounds at the Ends of Words	44
Review	48
Lesson 11: The Short a Sound	50
Lesson 12: The Short i Sound	54
Lesson 13: The Short o Sound	58
Lesson 14: The Short u Sound	62
Lesson 15: The Short e Sound	66
Review	70

Table of Contents, continued

Lesson 16: Words with the Short a Sound	72
Lesson 17: Words with the Short i Sound	76
Lesson 18: Words with the Short o Sound	80
Lesson 19: Words with the Short u Sound	84
Lesson 20: Words with the Short e Sound	88
Review	92

Lesson 21: Words with cl and fl	94
Lesson 22: Words with sn and st	98
Lesson 23: Words with ch and th	102
Lesson 24: Words with wh and sh	106
Review	110

Lesson 25: Words with the Long a Sound	112
Lesson 26: Words with the Long i Sound	116
Lesson 27: Words with the Long o Sound	120
Lesson 28: Words with the Long e Sound	124
Review	128

Lesson 29: Words You Use Often	130
Lesson 30: More Words You Use Often	134
Lesson 31: Color Words	138
Review	142


Dictionary	144
----------------------	-----

Answer Key	149
----------------------	-----

Sounds and Spellings

The short **a** sound: **bag**, **dad**


The short **e** sound: **bed**, **hen**



The short i sound: pig, is

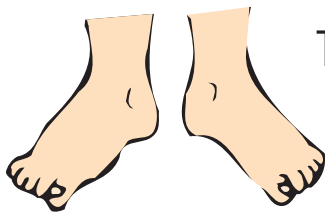
The short **o** sound: **pot**, **box**

The short **u** sound: **sun**, **tub**



The long **a** sound: **make**, **day**

The long **e** sound: **me**, **see**, **feet**



The long i sound: like, my

The long **o** sound: **home**, **no**

The **/k/** sound: **cat**, **kite**, **black**

The **/cl/** sound: **clap**, **class**


The **/fl/** sound: **flag**, **fly**

The **/sn/** sound: **snap**, **snug**

The **/st/** sound: **stop**, **stem**



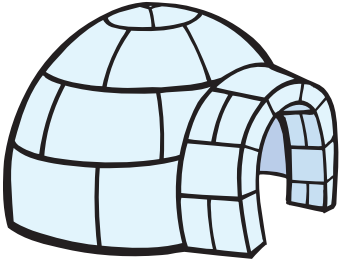
The **/wh/** sound: **when**, **white**

The **/sh/** sound: **shut**, **ship**



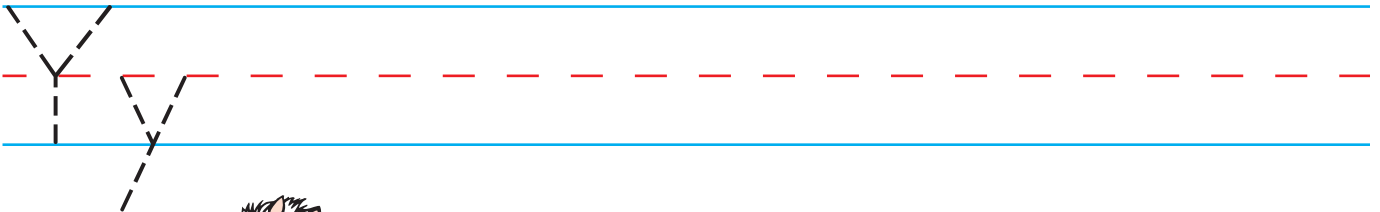


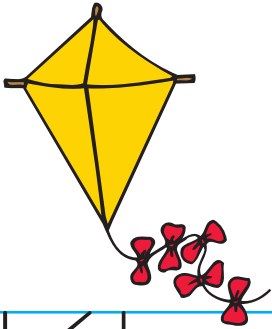
Lesson 1 The Letters **I, L, T, K, Y, Z, V, W, and X**

Say each letter. Trace each letter. Write each letter.



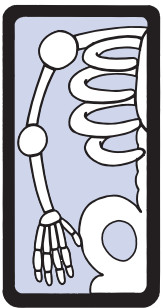



Lesson 1 The Letters **I, L, T, K, Y, Z, V, W, and X**

Say each letter. Trace each letter. Write each letter.



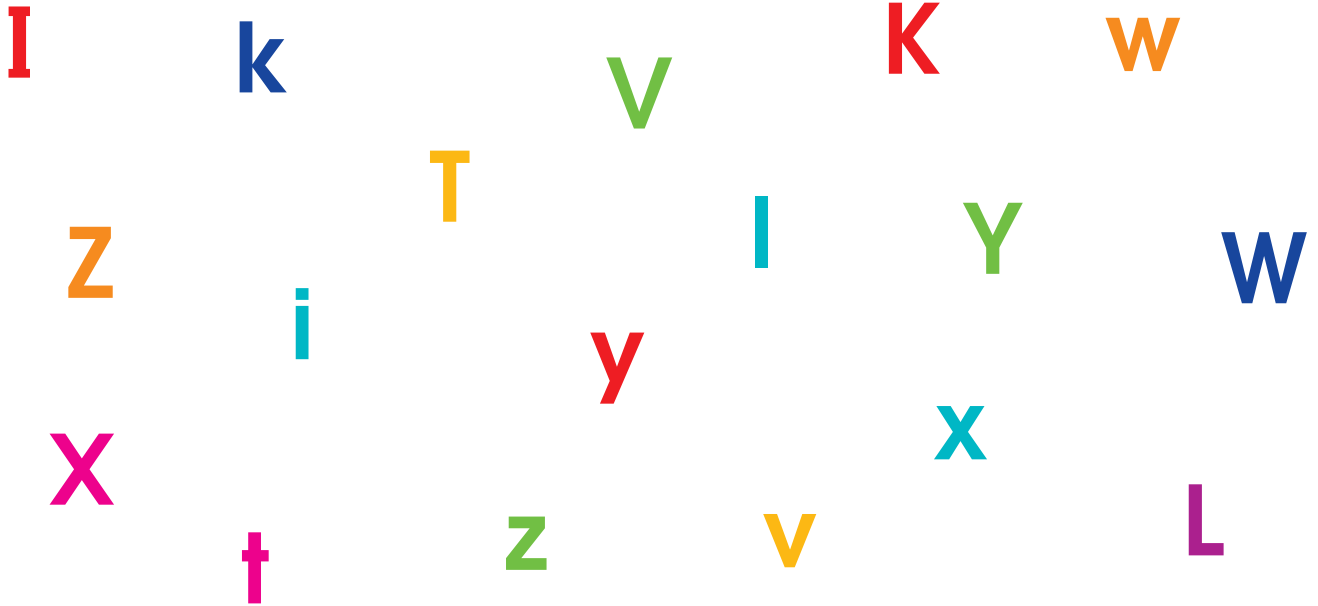
Lesson 1 The Letters **I, L, T, K, Y, Z, V, W, and X**

Say each letter. Trace each letter. Write each letter.



Lesson 1 The Letters I, L, T, K, Y, Z, V, W, and X

Draw lines to match the letters.



Circle the letters on each line that are the same.

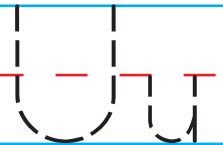
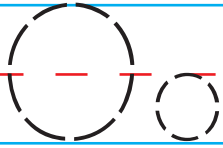

k t z k Z X Y X

I K L I l y t l

y v y w L T I T

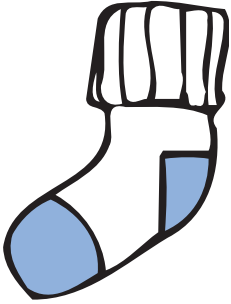
Lesson 2 The Letters **O, C, U, S, J, G, P, B, and D**

Say each letter. Trace each letter. Write each letter.



Lesson 2 The Letters **O, C, U, S, J, G, P, B, and D**


Say each letter. Trace each letter. Write each letter.



Ss



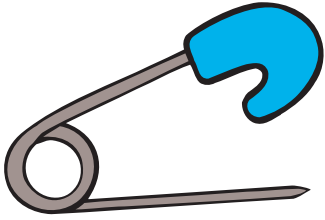
Jj




Gg

Lesson 2 The Letters **O, C, U, S, J, G, P, B, and D**

Say each letter. Trace each letter. Write each letter.



P p



B b



D d

Lesson 2 The Letters **O, C, U, S, J, G, P, B, and D**

Find the letters **O, C, U, S, J, G, P, B, and D**. Circle each letter.


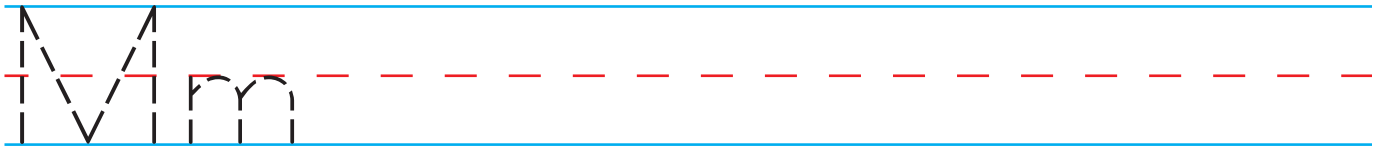





RAILROAD CROSSING



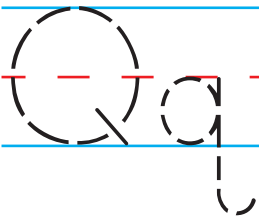
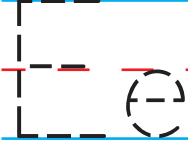

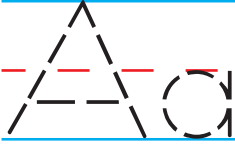

Lesson 3 The Letters **H, M, N, A, E, Q, R, and F**

Say each letter. Trace each letter. Write each letter.




Lesson 3 The Letters **H, M, N, A, E, Q, R, and F**

Say each letter. Trace each letter. Write each letter.




Lesson 3 The Letters **H, M, N, A, E, Q, R, and F**

Say each letter. Trace each letter. Write each letter.




Rr

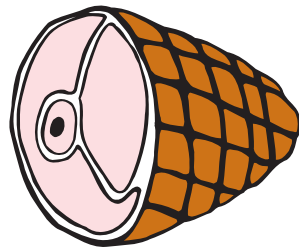


Ff

Trace each word. Write each word.




fan



ham

Lesson 3 The Letters **H, M, N, A, E, Q, R, and F**


Find the letters **h, m, n, a, e, q, r, and f**. Circle each letter.




monkeys




squirrel




giraffe



elephants




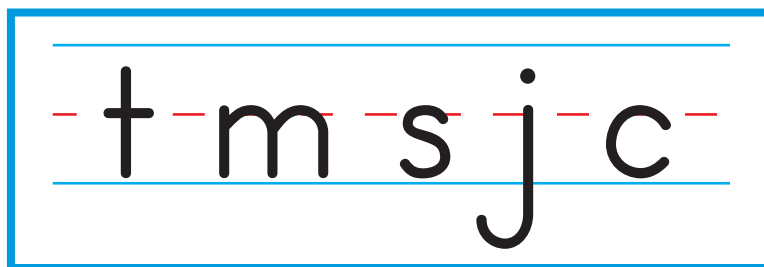
reindeer




foxes

Lesson 4 The /t/, /m/, /s/, /j/, and /k/ Sounds at the Beginnings of Words


Name each picture. Circle the letter for the beginning sounds.



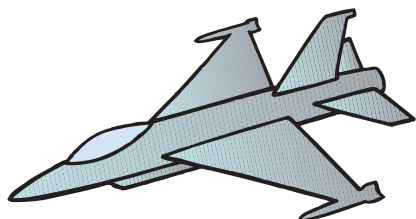
t j c




s t m



t j s




c m j



m t s



c j m



t c s





s c m



c m t

Lesson 4 The /t/, /m/, /s/, /j/, and /k/ Sounds at the Beginnings of Words


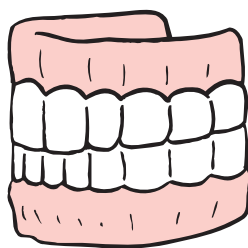

Name the pictures. Circle the pictures in each row with the same beginning sound. Write the letter for the beginning sound.




— —





— —



— —



— —



— —


Lesson 4 The /t/, /m/, /s/, /j/, and /k/ Sounds at the Beginnings of Words


Name each picture. Write the letter for the beginning sound.

t m s j c






















Lesson 4 The /t/, /m/, /s/, /j/, and /k/ Sounds at the Beginnings of Words


Name each picture. Write the letter for the beginning sound. Circle the correct word.



 _ _ _

mop


top



 _ _ _

jar

car



 _ _ _

map

cap



 _ _ _

six

mix



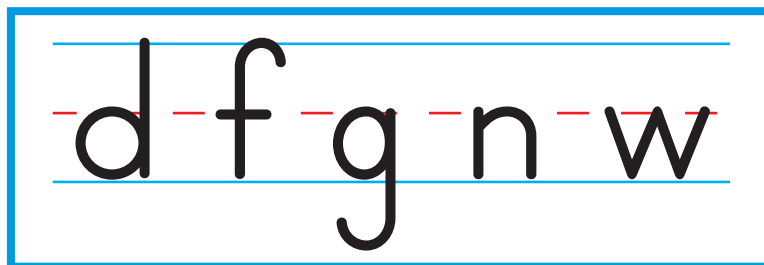
 _ _ _

mat


cat

Lesson 5 The /d/, /f/, /g/, /n/, and /w/ Sounds at the Beginnings of Words

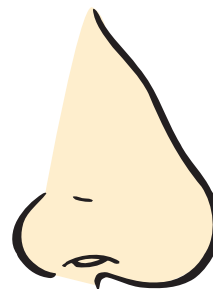
Name each picture. Circle the letter for the beginning sound.



d g w



w f n



n g d




d g f




g d n




n w d



g n d



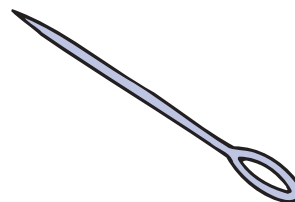

d f g




w n g

Lesson 5 The /d/, /f/, /g/, /n/, and /w/ Sounds at the Beginnings of Words


Name the pictures. Circle the pictures in each row with the same beginning sound. Write the letter for the beginning sound.





— —




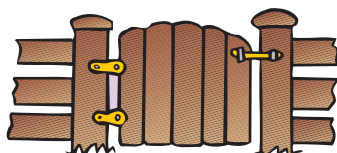

— —



— —



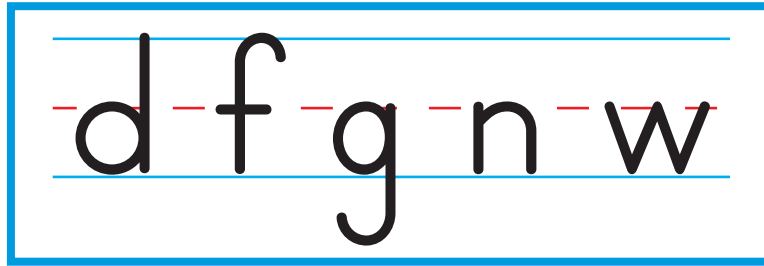
— —




— —

Lesson 5 The /d/, /f/, /g/, /n/, and /w/ Sounds at the Beginnings of Words

Name each picture. Write the letter for the beginning sound.









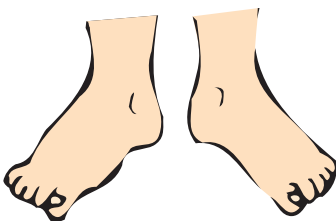














Lesson 5 The /d/, /f/, /g/, /n/, and /w/ Sounds at the Beginnings of Words

Name each picture. Write the letter for the beginning sound. Then, circle the correct word. Write the correct word.




fog

dog



wet

net




date

gate



wig

dig





wish

fish

Lesson 6 The /b/, /h/, /p/, and /r/ Sounds at the Beginnings of Words


Name each picture. Circle the letter for the beginning sound.



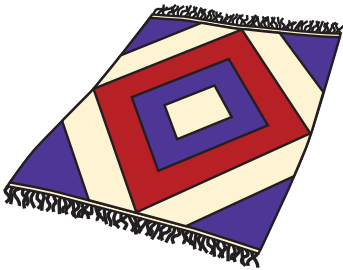
b h p



r b p



h p b



r p h



h p b




b h r



r h b






r p b



p h r



Lesson 6 The /b/, /h/, /p/, and /r/ Sounds at the Beginnings of Words

Name the pictures. Circle the pictures in each row with the same beginning sound. Write the letter for the beginning sound.





Lesson 6 The /b/, /h/, /p/, and /r/ Sounds at the Beginnings of Words

Name each picture. Write the letter for the beginning sound.
























Lesson 6 The /b/, /h/, /p/, and /r/ Sounds at the Beginnings of Words

Name each picture. Write the letter for the beginning sound. Circle the correct word.




- -

big**pig**




- -

hat**bat**



- -

hen**pen**



- -

bug**rug**




- -

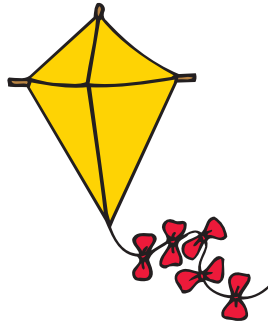
hall**ball**

Lesson 7 The /k/, /l/, /v/, /y/, and /z/ Sounds at the Beginnings of Words


Name each picture. Circle the letter for the beginning sound.



l y z




k l v




y z l



l k v



z v y



y k z



l z k




y k v




y k l

Lesson 7 The /k/, /l/, /v/, /y/, and /z/ Sounds at the Beginnings of Words

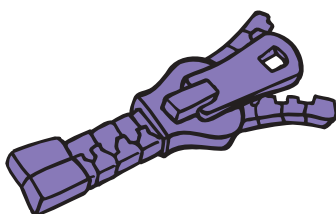
Name the pictures. Circle the pictures in each row with the same beginning sound. Write the letter for the beginning sound.



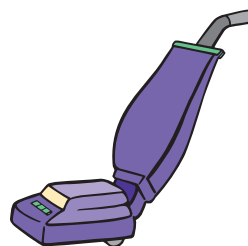

- - -




- - -



- - -



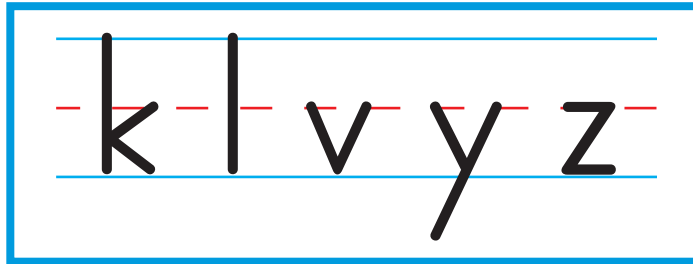
- - -





- - -

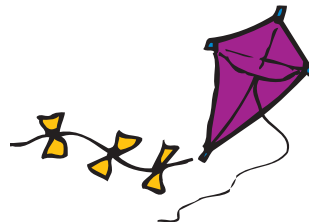
Lesson 7 The /k/, /l/, /v/, /y/, and /z/ Sounds at the Beginnings of Words


Name each picture. Write the letter for the beginning sound.

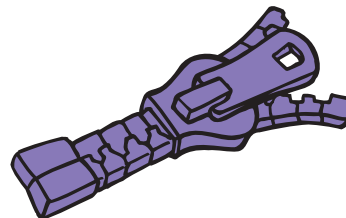

















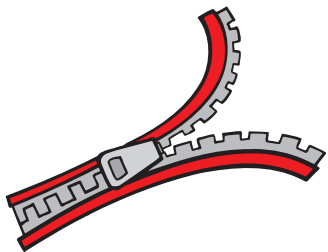







Lesson 7 The /k/, /l/, /v/, /y/, and /z/ Sounds at the Beginnings of Words

Name each picture. Write the letter for the beginning sound. Then, circle the correct word. Write the correct word.




zipper

lip



list

kiss




yarn

barn



vine

line



log


cog

Review Lessons 1–7

Name each picture. Write the letter for the beginning sound. Circle the correct word.

b c d f g h j k l m n p r s t v w y z

1.



— —

hat

cat

2.



— —

car

jar

3.



— —

log

dog

4.




— —

meal

seal

5.



— —

fox

box

Review Lessons 1–7

6.



 - -

nest

vest

7.



 - -

barn

yarn

8.



 - -

top

mop

9.




 - -

sock

lock

10.



 - -

man

van

11.




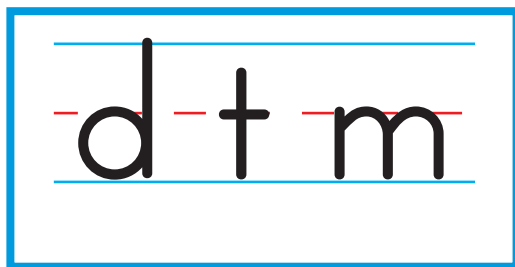
 - -

ring

king

Lesson 8 The /d/, /t/, and /m/ Sounds at the Ends of Words


Name each picture. Circle the letter for the ending sound.




d t m




t d m



m t d




d t m




d m t




m t d



d t m





t m d







m d t



Lesson 8 The /d/, /t/, and /m/ Sounds at the Ends of Words


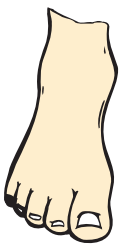
Name the pictures. Circle the pictures in each row with the same ending sound. Write the letter for the ending sound.






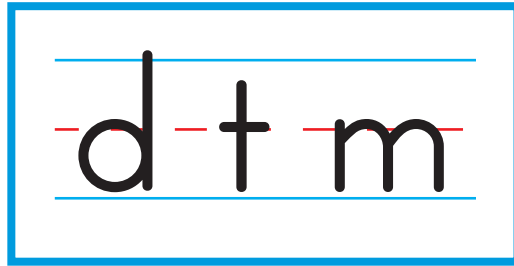









Lesson 8 The /d/, /t/, and /m/ Sounds at the Ends of Words

Name each picture. Write the letter for the ending sound.

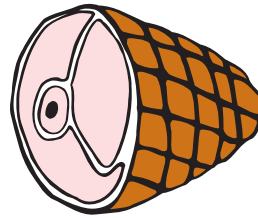























Lesson 8 The /d/, /t/, and /m/ Sounds at the Ends of Words


Name each picture. Write the letter for the ending sound. Circle the correct word.



 _ _ _

ham

hat



 _ _ _

ram


rat



 _ _ _

pot


pod



 _ _ _

bad

bed




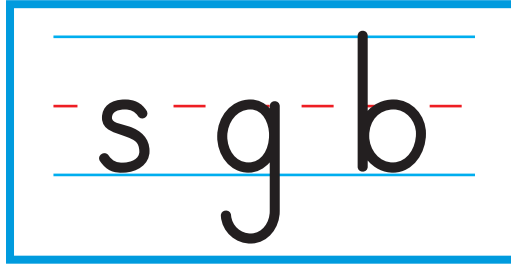
 _ _ _

food


foot

Lesson 9 The /s/, /g/, and /b/ Sounds at the Ends of Words

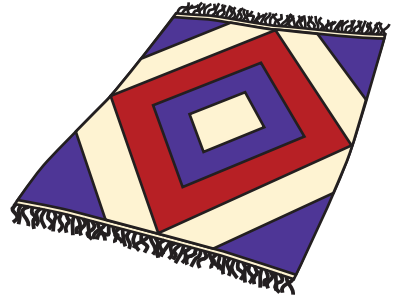
Name each picture. Circle the letter for the ending sound.



s g b




g s b




b g s



s b g




b g s




s g b



b g s






g b s




s g b

Lesson 9 The /s/, /g/, and /b/ Sounds at the Ends of Words



Name the pictures. Circle the pictures in each row with the same ending sound. Write the letter for the ending sound.



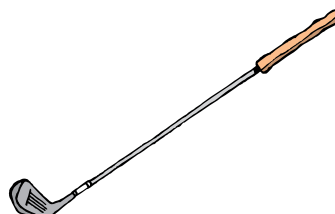

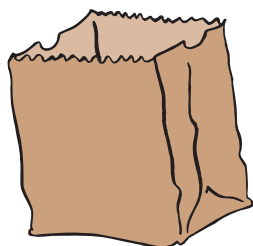
— —




— —



— —



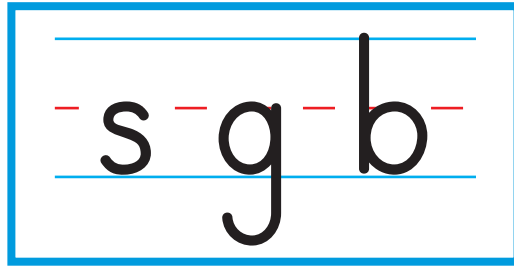
— —





— —

Lesson 9 The /s/, /g/, and /b/ Sounds at the Ends of Words


Name each picture. Write the letter for the ending sound.


























Lesson 9 The /s/, /g/, and /b/ Sounds at the Ends of Words

Name each picture. Write the letter for the ending sound. Circle the correct word.



- - -

tub

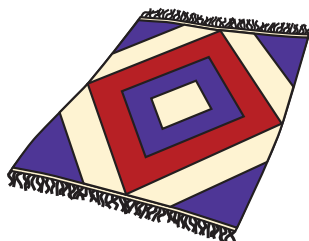
tug



- - -

bus

bug



- - -

rub

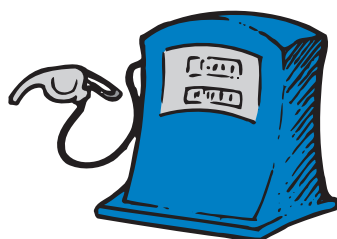
rug



- - -

bib

big




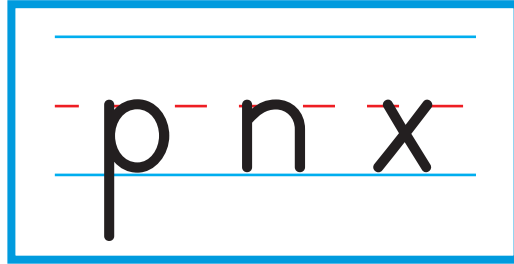
- - -

grab

gas

Lesson 10 The /p/, /n/, and /x/ Sounds at the Ends of Words

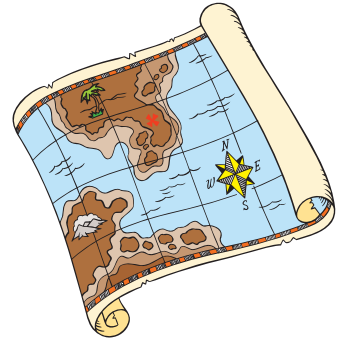
Name each picture. Circle the letter for the ending sound.




p n x




n p x




x n p



n x p



p x n



x n p



n p x




p x n



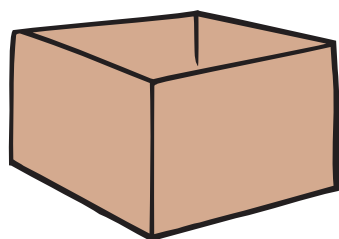
n x p

Lesson 10 The /p/, /n/, and /x/ Sounds at the Ends of Words


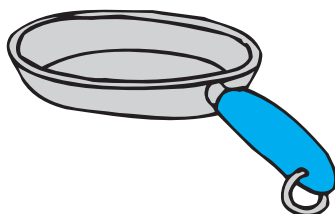

Name the pictures. Circle the pictures in each row with the same ending sound. Write the letter for the ending sound.





— —




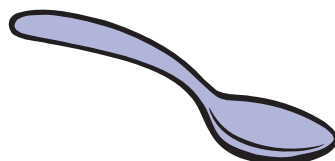
— —



— —




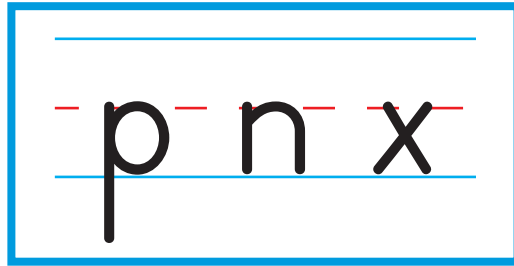
— —




— —

Lesson 10 The /p/, /n/, and /x/ Sounds at the Ends of Words


Name each picture. Write the letter for the ending sound.




— —




— —



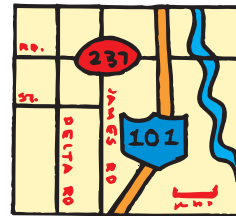
— —



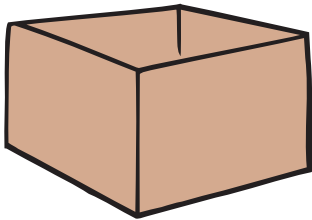
— —




— —



— —




— —



— —



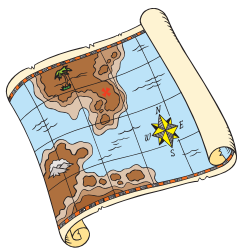
— —



— —

Lesson 10 The /p/, /n/, and /x/ Sounds at the Ends of Words


Name each picture. Write the letter for the ending sound. Circle the correct word.



 _ _ _

map

man



 _ _ _

ox

on



 _ _ _

cap


can



 _ _ _

six

sip



 _ _ _

fax


fan

Review Lessons 8–10

Name each picture. Write the letter for the ending sound. Circle the correct word.

b d g m n p s t x


1.



pin

pig

2.



fog

fox

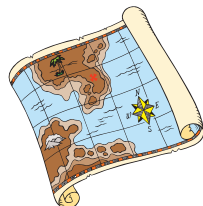
3.



bus

bug

4.



man

map

5.




bed

beg

Review Lessons 8–10


6.



ham

hat


7.



plug

plum

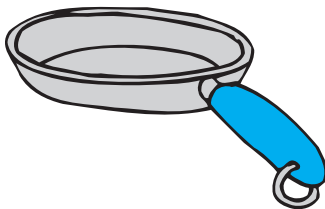
8.



rug

rub

9.



pat

pan

10.



sip

six

11.



clam

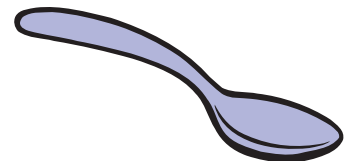




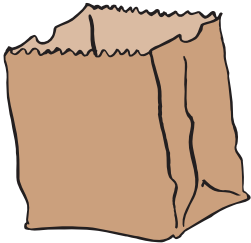



clap

Lesson 11 The Short **a** Sound

Say **hat**.

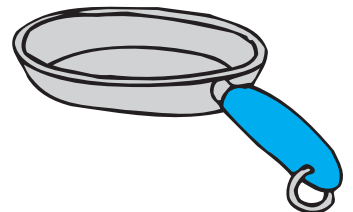


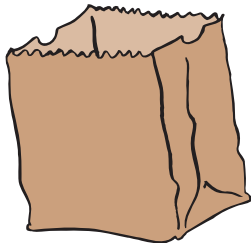








Name each picture. Listen for the short **a** sound as in **hat**. Circle the pictures with the short **a** sound.

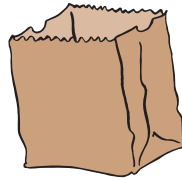




a



Lesson 11 The Short **a** Sound


Name each picture. Listen for the short **a** sound. Circle the pictures with the short **a** sound.



Lesson 11 The Short **a** SoundName each picture. Listen for the short **a** sound.Write **a** on the line if you hear the short **a** sound.
a
 
h t
 
b g
 
p n
 
m p
 
f l g
 
v n
 
c t
 
p g
 
c p
 
st mp


Lesson 11 The Short **a** Sound

Name each picture. Circle the correct word. Write the correct word.




cap

cup




mop

map



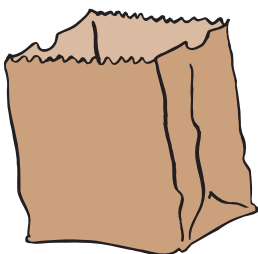
pin

pan



fan

fin





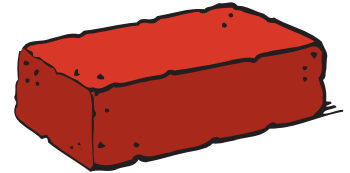
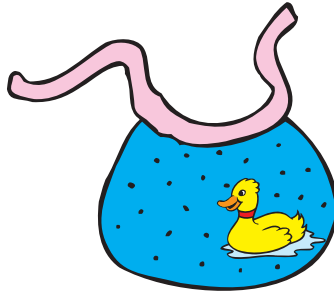



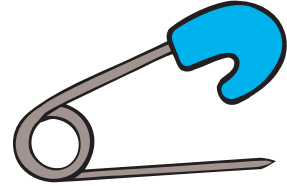
bug

bag

Lesson 12 The Short **i** Sound




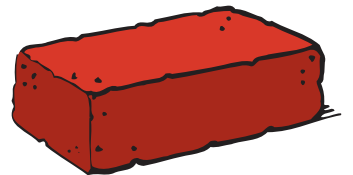


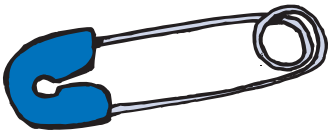


Say **pin**.

Name each picture. Listen for the short **i** sound as in **pin**. Circle the pictures with the short **i** sound.



Lesson 12 The Short i Sound

Name the pictures. Listen for the short i sound. Circle the pictures in each row with the short i sound.




Lesson 12 The Short i Sound

Name each picture. Listen for the short i sound.

Write i on the line if you hear the short i sound.

i



f sh



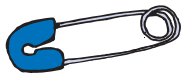
b b



cr b



sl d



p n




s x



d sh



sh p




f x



l d


Lesson 12 The Short i Sound

Name each picture. Circle the correct word. Write the correct word.



hall

hill



pin

pan



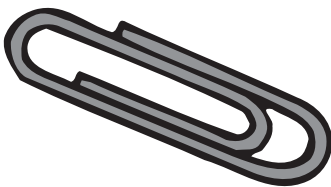
crib

crab



wig

wag





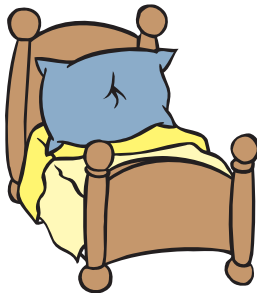
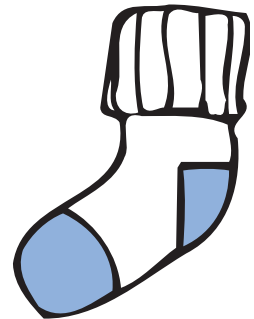

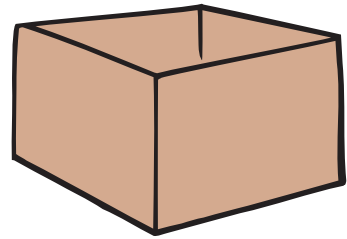


clap

clip

Lesson 13 The Short **o** Sound






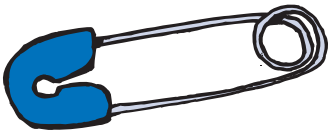


Say **top**.

Name each picture. Listen for the short **o** sound as in **top**. Circle the pictures with the short **o** sound.



Lesson 13 The Short **o** Sound

Name the pictures. Listen for the short **o** sound. Circle the pictures in each row with the short **o** sound.



Lesson 13 The Short **o** SoundName each picture. Listen for the short **o** sound.Write **o** on the line if you hear the short **o** sound.


o



m p



c p



l ck



f x




h t



s ck




d ll



t b



p t



l g


Lesson 13 The Short **o** Sound

Name each picture. Circle the correct word. Write the correct word.



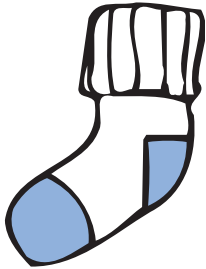
map

mop



lock

luck



sack

sock



pot

pit



dull







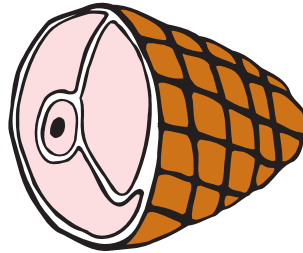




doll

Lesson 14 The Short **u** Sound

Say **cup**.

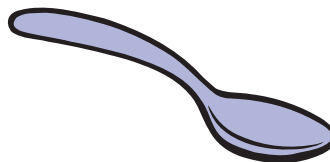









Name each picture. Listen for the short **u** sound as in **cup**. Circle the pictures with the short **u** sound.

_____ **u** _____




Lesson 14 The Short **u** Sound

Name the pictures. Listen for the short **u** sound. Circle the pictures in each row with the short **u** sound.



Lesson 14 The Short **u** SoundName each picture. Listen for the short **u** sound.Write **u** on the line if you hear the short **u** sound.

u



d ck




n t




s n



c p



b ll




f sh




fr g



b s




t b



b g

Lesson 14 The Short **u** Sound

Name each picture. Circle the correct word. Write the correct word.


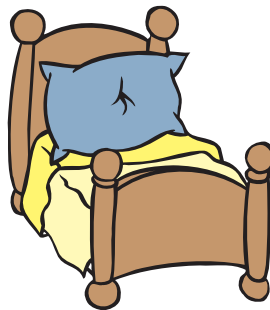










**deck****duck****bug****bag****cup****cap****trick****truck****net****nut**

Lesson 15 The Short **e** Sound

Say **bell**.








Name the pictures. Listen for the short **e** sound as in **bell**. Circle the pictures with the short **e** sound.

e




Lesson 15 The Short **e** Sound

Name the pictures. Listen for the short **e** sound. Circle the pictures in each row with the short **e** sound.

**10**

Lesson 15 The Short **e** SoundName each picture. Listen for the short **e** sound.Write **e** on the line if you hear the short **e** sound.

e



b d



s ck




sl d



b ll




sh p




v st



t nt



fl g




w b

10

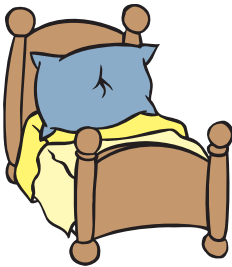
t n

Lesson 15 The Short e Sound


Name each picture. Circle the correct word. Write the correct word.

**bell**_____
-----**ball**

**nut**_____
-----**net**


**bad**_____
-----**bed**



**ten**_____
-----**tin**

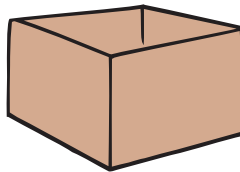


**pin**_____
-----**pen**



Review Lessons 11–15

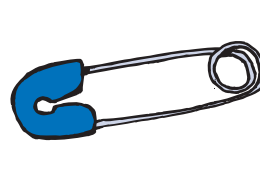

Name the first picture in each row. Name the other pictures. Circle the picture with the same middle sound as the first picture. Write the letter of the middle sound.












Review Lessons 11–15

Name each picture. Write the letter for the middle sound. Circle the word that names the picture.



 - -

 deck
 duck
 dock


 - -

 bell
 bull
 ball


 - -

 net
 nut
 not


 - -

 sack
 sock
 sick


 - -

 hill
 hall
 hull

Lesson 16 Words with the Short **a** Sound**Spelling Words**

Say each word. Listen for the short **a** sound. Trace each word.

Write the word.

ran

can

cat

sat

dad

bag

Lesson 16 Words with the Short a Sound

Words in Context

Write the missing spelling words.

My _____ jumped out of the tree.

It _____ to the van with me.

We _____ in the back of the van.

My _____ had my soccer _____.

We will go as soon as we _____.



Word Building

Write the letter to make words with the short a sound.

 f n  b t  m n

Lesson 16 Words with the Short a Sound

Fun with Words

Find the spelling words.
Look across and down.
Circle each one.

c	s	r	e	b
o	d	a	d	c
r	s	n	o	a
c	a	t	i	n
g	t	b	a	g

Words Across the Curriculum



Say each science word. Trace each word. Then, write each word.

gas	hand	sand
_____	_____	_____
_____	_____	_____

Write each science word
next to the picture it names.







Lesson 16 Words with the Short a Sound

Words in Writing

Write about a time you went to a park.
Use at least two words from the box.



ran can cat sat dad bag gas sand hand

Dictionary Practice

Write the word in each row that comes first in ABC order.

cat sat bag

gas can ran

sand dad hand



Lesson 17 Words with the Short i Sound**Spelling Words**

Say each word. Listen for the short i sound. Trace each word.

Write the word.

did

big

fit

pig

him

is

Lesson 17 Words with the Short i Sound

Words in Context


Write the missing spelling words.

I have a pet _____.

He _____ pink, and very, very _____.

I _____ call _____ Tiny Tim.

But that name does not _____.



Word Building

Write the letter to make words with the short i sound.



s t



d sh



l d



b b

Lesson 17 Words with the Short i Sound

Fun with Words

Say each word. Write the spelling word or words that rhyme with each word.

_____	_____	_____
_____	_____	_____
_____	_____	_____
_____	_____	_____
sit _____	rim _____	hid _____
_____	_____	_____
_____	_____	_____
fizz _____	jig _____	_____

Words Across the Curriculum





Say each science word. Trace each word. Then, write each word.

fin	hill	dig
_____	_____	_____
_____	_____	_____
_____	_____	_____

Write each science word next to the picture it names.








Lesson 17 Words with the Short i Sound

Words in Writing

Write about what a farm is like.
Use at least two words from the box.



did big fit pig him is fin hill dig

Misspelled Words

Circle the four misspelled words. Write the words correctly on the lines below.

Did you see the pigg on the farm? I saw hem last week. He iz very beg. He needs a new pen.

Lesson 18 Words with the Short o Sound**Spelling Words**

Say each word. Listen for the short o sound. Trace each word.

Write the word.

got

box

mom

not

top

pot

Lesson 18 Words with the Short o Sound

Words in Context

Write the missing spelling words.

My _____ made a snack.



She put a _____ of soup on the stove. She put the

lid on _____. She _____ out a

_____ of crackers. I did _____.

have to help!

Word Building

Name each picture. Write the letter of the beginning sound.



ox




ock



op

Lesson 18 Words with the Short o Sound**Fun with Words**

Look at the letters on the blocks. Use the letters to make the spelling words.

**Words Across the Curriculum**

Say each social studies word. Trace each word. Then, write each word.

shop

job

lock

Write each social studies word next to its meaning.

close _____ store _____ work _____

Lesson 18 Words with the Short o Sound**Words in Writing**

Write about what your mom or dad likes to do. Use at least three words from the box.



got box mom not top pot shop job lock

Dictionary Practice

Write the missing letters in ABC order.

a c d e f h i j k l

n p q s u v w y z

Lesson 19 Words with the Short **u** Sound**Spelling Words**

Say each word. Listen for the short **u** sound. Trace each word.

Write the word.

run

hug

sun

but

fun

tub

Lesson 19 Words with the Short u Sound

Words in Context


Write the missing spelling words.

Do you like to _____ on the beach? It's

_____! The sand seems to _____

your feet, _____ they still feel

free. The _____ is warm on your



body. The sea is much better than a bath in a _____.

Word Building

Name each picture. Write the letter of the ending sound.



cu



ru



bu

Lesson 19 Words with the Short u Sound

Fun with Words

Look at each row of letters. There is a spelling word hidden in each row. Circle the word. Then, write it.

f a e f u n t u

u s t h u g h b

t s h f h b u t

n o s u n u g b

Words Across the Curriculum



Say each science word. Trace each word. Then, write each word.

nut

cub

mud

Write each science word
next to the picture it names.



Lesson 19 Words with the Short u Sound

Words in Writing

Write about something you do that is fun. Use at least two words from the box.

run	sun	fun	nut	mud
hug	but	tub	cub	



Misspelled Words

Circle the four misspelled words. Then, write the sentence and spell the words correctly.

It's fune to runn in the sen, bot then you need a bath.

Lesson 20 Words with the Short e Sound**Spelling Words**

Say each word. Listen for the short e sound. Trace each word.

Write the word.

get

bed

yes

wet

hen

pet

Lesson 20 Words with the Short e Sound

Words in Context

Write the missing spelling words.




I have a funny _____. She sleeps on a nest instead

of a bed. Can you guess what she is? _____, she's

a _____. She likes to _____

_____, so she swims

in the pond.



Word Building

Name each picture. Write the letter of the beginning sound.



et



eg


10

en

Lesson 20 Words with the Short e Sound

Fun with Words

Name each picture. Write the spelling word that has the same beginning sound.













Words Across the Curriculum



Say each science word. Trace each word. Then, write each word.

egg

stem

web

Write the science word
that goes with each clue.

a spider's home

part of a flower

found in a nest

Lesson 20 Words with the Short e Sound

Words in Writing

Write about a pet you would like to have.
Use at least three words from the box.

get	yes	hen	egg	web
bed	wet	pet	stem	



Dictionary Practice

Write the spelling words in ABC order.

get	yes	hen
bed	wet	pet

- | | | |
|----------|----------|----------|
| 1. _____ | 3. _____ | 5. _____ |
| _____ | _____ | _____ |
| 2. _____ | 4. _____ | 6. _____ |
| _____ | _____ | _____ |

Review Lessons 16–20

ran	did	got	run	get
can	big	box	hug	bed
cat	fit	mom	sun	yes
sat	pig	not	but	wet
dad	him	top	fun	hen
bag	is	pot	tub	pet



Write the spelling word that means the opposite.

_____	_____	_____
no _____	small _____	dad _____
_____	_____	
dry _____	her _____	



Write the spelling word that rhymes.

_____	_____	_____
nut _____	fox _____	rub _____
_____	_____	
men _____	lit _____	



Review Lessons 16–20

Write the spelling word that goes with each pair of words.

kiss, love

tiger, lion

bottom, side

sleep, blanket

cow, hen



Write the spelling word that fits in each sentence.

I can _____ fast.

The _____ is shining.

I _____ a new toy.

The _____ is on the stove.

It's _____ to go to the park.



Lesson 21 Words with **cl** and **fl****Spelling Words**

Say each word. Listen to the beginning sound. Trace each word.

Write the word.

clap

flat

clam

flip

fly

clip

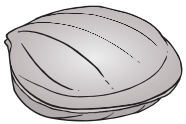
Lesson 21 Words with **cl** and **fl**

Words in Context


Write each spelling word next to the picture it names.















Word Building

Write **cl** or **fl** to make words.







Lesson 21 Words with **cl** and **fl****Fun with Words**

Find the spelling words. Look across and down. Circle each one.

k	c	f	l	a	t	c
u	c	l	g	t	b	l
c	l	a	m	f	y	i
k	a	g	s	l	e	p
u	p	n	g	i	p	u
b	f	l	y	p	t	y

Words Across the Curriculum

Say each social studies word. Trace each word. Then, write each word.

club

class

flag

Write each social studies word next to the word with the same ending.

bag _____

grass _____

tub _____

Lesson 21 Words with **cl** and **fl****Words in Writing**

Write two tongue-twisters.
Use at least two words from
the box.



clap flat clam flip fly clip club class flag

Misspelled Words

Circle the four misspelled words. Then, write words correctly on the lines below.

Have you ever done a flep into a pool? You fli over the flatt water.
You close up your body like a clem. Then, you splash into the water.

<hr/>	<hr/>
<hr/>	<hr/>
<hr/>	<hr/>
<hr/>	<hr/>

Lesson 22 Words with **sn** and **st****Spelling Words**

Say each word. Listen to the beginning sound. Trace each word.

Write the word.

step

snap

still

snail


stop

snug

Lesson 22 Words with **sn** and **st**

Words in Context

Write the missing spelling words.



I was warm and _____ in my tent. Then, I heard a twig

_____. I got up and took a _____

outside. I saw a _____. It did not

_____ moving, but it _____

didn't go very fast.

Word Building

Write **s** to the end to make words that mean more than one. Then, write the new words.

step _____

snap _____

stop _____

Lesson 22 Words with **sn** and **st****Fun with Words**

Write the spelling word that rhymes with each word.

hill

pail

bug

hop

Words Across the Curriculum

Say each science word. Then, write each word.

star

snow

snake

Write each science word next to the picture it names.



Lesson 22 Words with **sn** and **st****Words in Writing**

Make up a story. Use at least three words from the box.



step snap still snail stop snug star snow snake

Dictionary Practice

A **verb** is a word that tells what happens. Circle the verb in each sentence.

Please stop that dog!

Can you snap your fingers?

The snail moves slowly.

Did you step on the grass?

Lesson 23 Words with **ch** and **th****Spelling Words**

Say each word. Listen to the beginning sound. Trace each word.

Write the word.

then

this

chop

them

check

that

Lesson 23 Words with **ch** and **th**

Words in Context

Write the missing spelling words.



_____ is how my dad makes soup. He will

_____ vegetables. _____, he will boil

_____. After an hour, my dad will _____

to see if his soup is done. Doesn't _____ sound easy?

Word Building

Add **ch** or **th** to make words that fit the meanings. Then, write the words.

talk with a friend

at

skinny

in

Lesson 23 Words with **ch** and **th****Fun with Words**

Look at the letters on the balloons. Use the letters to make the spelling words.



Words Across the Curriculum

Say each math word. Trace each word. Then, write each word.

math chart much


Write the math word that ends like **with**.

Write the math word that ends like **rich**.

Lesson 23 Words with **ch** and **th**

Words in Writing

Write directions telling how you do something. Use at least two words from the box.



then this chop them check that math chart much

Misspelled Words

Circle the four misspelled words. Then, write the words correctly on the lines below.

Thes is how to add numbers. Make sure tat you write the numbers clearly. Thene, find the sum. Make sure you chec your answer.

<hr/> <hr style="border-top: 1px dashed red;"/> <hr/> <hr/> <hr style="border-top: 1px dashed red;"/> <hr/>	<hr/> <hr style="border-top: 1px dashed red;"/> <hr/> <hr/> <hr style="border-top: 1px dashed red;"/> <hr/>
---	---

Lesson 24 Words with **wh** and **sh****Spelling Words**

Say each word. Listen to the beginning sound. Trace each word.

Write the word.

when

show

what

ship

which

shut

Lesson 24 Words with **wh** and **sh**

Words in Context

Write the missing spelling words.

_____ did you do last summer?

I sailed on a _____ where I had my own room. I could

_____ the door. _____ we go to

the

shore, I will _____ you _____ boat I was on.

Word Building

Add the letters **wh** to make words that ask questions. Remember, sentences start with a capital letter.

_____ o? _____


_____ y? _____

_____ ere? _____



Lesson 24 Words with **wh** and **sh****Fun with Words**

Finish the spelling words
to solve the puzzle.


**Words Across the Curriculum**


Say each science word. Trace each word. Then, write each word.

shell	shark	whale
_____	_____	_____
_____	_____	_____

Write each science word
next to the picture it names.








Review Lessons 21–24

clap	fly	still	then	check	what
flat	clip	snail	this	that	ship
clam	step	stop	chop	when	which
flip	snap	snug	them	show	shut


Write the spelling word that names each picture.

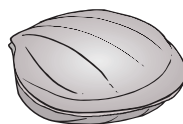












Write the spelling word that rhymes with each word.

row _____ hill _____ rug _____

deck _____ kiss _____

Review Lessons 21–24

Write the spelling word that fits in each sentence.

1. _____ time is it?

2. My bike has a _____ tire.

3. The bus will _____ soon.

4. _____ can we have a snack?

5. Please _____ the door.

6. Let's eat lunch, and _____ we can play.

7. My dad will _____ some wood.

Lesson 25 Words with the Long **a** Sound**Spelling Words**

Say each word. Listen for the long **a** sound. Trace each word. Write the word.

make

name

day

gave

way

ate

**Spelling
Tip**

These letter patterns can make the long **a** sound:
a-consonant-e and **ay**.

Lesson 25 Words with the Long a Sound

Words in Context

Write the missing spelling words.


When I get up every _____, I _____

my bed the _____ my mom showed me to do it.

Then, I have breakfast. Today, I _____ eggs and

ham. I _____ my dog a bite

of ham. Her _____ is Kate.



Word Building


Write **a** and **e** or **ay** to make a word that names each picture.



c k



h



g t

Lesson 25 Words with the Long a Sound

Fun with Words

Use the letters on the blocks to write the spelling words.



Words Across the Curriculum



Say each art word. Trace each word. Then, write each word.

clay same shape

Write the missing art words.

You can roll _____ into the _____ of a ball.

You can make another one that is the _____ size.

Lesson 25 Words with the Long a Sound

Words in Writing

Write about something you like to make.

Use at least three words from the box.

make	day	way	clay	same
name	gave	ate	shape	



Dictionary Practice

Write the spelling words in ABC order.

make	day	way
name	gave	ate

1. _____ 3. _____ 5. _____

2. _____ 4. _____ 6. _____

Lesson 26 Words with the Long i Sound**Spelling Words**

Say each word. Listen for the long i sound. Trace each word. Write the word.

like

time

kite

my

ride

boy

**Spelling
Tip**

These letter patterns can make the long i sound:
i-consonant-e and **y**.

Lesson 26 Words with the Long i Sound

Words in Context

Write the missing spelling words.

Mike is _____ best friend. We _____

to _____ our bikes. One _____,

we rode _____ the park. We _____

saw a boy flying a _____.



Word Building

Write **i** and **e** or **y** to make a word that names each picture.



d m



v n



fr

Lesson 26 Words with the Long i Sound

Fun with Words

Unscramble the letters to write the spelling words.

ym _____ erid _____ tiek _____

yb _____ klie _____ meti _____

Words Across the Curriculum




Say each science word. Trace each word. Then, write each word.

ice

sky

size

Write each science word
next to the picture it names.




Lesson 26 Words with the Long i Sound

Words in Writing

Write about a shopping trip. Use at least two words from the box.

like	kite	ride	ice	size
time	my	by	sky	



Misspelled Words

Circle the four misspelled words. Then, write the words correctly on the lines below.

The last tyme I went for a drive with mi mom, I did not lik it. We got a flat tire on one side of the car. I had to wait bie the car while she fixed it.

<hr/>	<hr/>
<hr/>	<hr/>
<hr/>	<hr/>
<hr/>	<hr/>
<hr/>	<hr/>

Lesson 27 Words with the Long o Sound**Spelling Words**

Say each word. Listen for the long o sound. Trace each word. Write the word.

no

home

rope

note

hope

go

**Spelling
Tip**

These letter patterns can make the long o sound:
o-consonant-e, and **o**.

Lesson 27 Words with the Long o Sound

Words in Context

Write the missing spelling words.

My friend wrote me a _____ today. She



wants me to _____ to her _____

after school. We can jump _____ and play games. I


_____ my mom won't say _____!

Word Building

Write **o** and **e** to make a word that names each picture.



st v



p l

r b

Lesson 27 Words with the Long o Sound

Fun with Words

Circle the hidden spelling word on each line. Then, write the word.

orproperp _____ ognnohse _____

sehtome _____ phopeme _____

Words Across the Curriculum



Say each science word. Trace each word. Then, write each word.

bone stone globe

Write each science word
next to the picture it names.



Lesson 27 Words with the Long o Sound**Words in Writing**

Think about a place that you would like to visit. Write about why you want to go there. Use at least three words from the box.



no home rope note hope go bone stone globe

Dictionary Practice

Words that name people, places, and things are **nouns**. Circle the noun in each sentence.

My home is snug.

That bone is old.

I will go soon.

Please don't step on the stone!

A globe is round.

Where is the rope?

Lesson 28 Words with the Long e Sound**Spelling Words**

Say each word. Listen for the long e sound. Trace each word. Write the word.

he

see

feet

me

bee

feel


**Spelling
Tip**

These letter patterns can make the long e sound: **e**, and **ee**.

Lesson 28 Words with the Long e Sound

Words in Context

Write the missing spelling words.



My friend Lee is walking with _____.

_____ doesn't _____ what is

near his _____. It is a _____! If it


stings him, it will not _____ good.

Word Building

Write **ee** to make a word that names each picture.



tr _____



p l _____

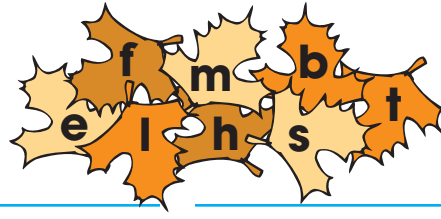


j p _____

Lesson 28 Words with the Long e Sound

Fun with Words

Use the letters in the leaves to make the spelling words.



Words Across the Curriculum




Say each science word. Trace each word. Then, write each word.

seed

deep

speed

Write each science word next to the picture it names.



Lesson 28 Words with the Long e Sound

Words in Writing

Write about something you like to do outside. Use at least two words from the box.



he see feet me bee feel speed deep seed

Misspelled Words

Circle the misspelled word in each row. Then, write the word correctly.

me bee se

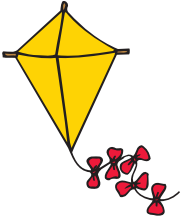
feet dep he

speed weed fel

Review Lessons 25–28

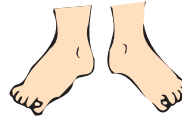
make	way	kite	no	hope	feet
name	ate	my	home	go	me
day	like	ride	rope	he	bee
gave	time	by	note	see	feel

Write the spelling word that names each picture.









Write the two spelling words that rhyme with each word.

why

hay

so

Review Lessons 25–28

Read each word. Write the two spelling words that have the same beginning sound.

	_____	_____
	_____	_____
rip	_____	_____
	_____	_____
mop	_____	_____

Write the spelling word that belongs in each sentence.

We _____ ham and eggs.

I _____ my mom a kiss.

Do you _____ to ride a bike?

What is your dog's _____?

Lesson 29 Words You Use Often**Spelling Words**

Say each word. Trace each word. Then, write the word.

Spelling Tip

Some words aren't spelled the way they sound. You have to remember how to spell them.

the

are

for

was

said

you

Lesson 29 Words You Use Often

Words in Context

Write the missing spelling words.

I _____ late for

_____ party!

"_____

_____ must hurry," _____ my mom.

Your friends _____ waiting _____ you.



Word Building


A **contraction** is two words joined into one shorter word. Look at the contractions in the box. Then, write the contractions where they belong.

are not = aren't
was not = wasn't
you are = you're

was not you are are not

Lesson 29 Words You Use Often**Fun with Words**

Match the beginning letter of each spelling word with the rest of its letters.

**Words Across the Curriculum**

Say each math word. Trace each word. Then, write each word.

add	many	all
_____	_____	_____
_____	_____	_____
_____	_____	_____

Write each math word below its meaning.

every one	a lot	sum
_____	_____	_____
_____	_____	_____
_____	_____	_____

Lesson 29 Words You Use Often

Words in Writing

Write about a time when you have to count things. Use at least three words from the box.

the	for	said	add	all
are	was	you	many	



Dictionary Practice

Write the spelling words in ABC order.

the	for	said
are	was	you

- | | | |
|----------|----------|----------|
| 1. _____ | 3. _____ | 5. _____ |
| _____ | _____ | _____ |
| 2. _____ | 4. _____ | 6. _____ |
| _____ | _____ | _____ |

Lesson 30 More Words You Use Often**Spelling Words**

Say each word. Trace each word. Then, write the word.

Spelling Tip

Some words aren't spelled the way they sound. You have to remember how to spell them.

do

have

come

her

they

want

Lesson 30 More Words You Use Often

Words in Context

Write the missing spelling words.

I _____ two friends who _____

to play. I'll ask Mom if I need to _____ some work

first. Then, I'll ask _____ if _____

can _____ over.



Word Building

Add **s** to tell what a boy is doing.

I make. He make _____.

I like. He like _____.

I ride. He rides.

I want. He want _____.

I see. He see _____.

Lesson 30 More Words You Use Often**Fun with Words**

Circle the hidden spelling words.

r	w	a	n	t	c	p
t	r	e	c	d	o	t
n	k	o	c	e	m	h
t	r	h	a	v	e	e
h	e	r	w	d	e	y

Words Across the Curriculum

Say each math word. Trace each word. Then, write each word.

and	some	here
_____	_____	_____
_____	_____	_____

Write the missing letter to complete each math word.

h _ re

som _

_ nd

Lesson 30 More Words You Use Often

Words in Writing

Do you like people to visit you at home?
Write about your favorite visitors. Use at
least three words from the box.

do	come	they	and	here
have	her	want	some	



Misspelled Words

Circle the word in each pair that is not spelled correctly.

they thay

cume come

dou do

hur her

have hav

want wonte

Lesson 31 Color Words**Spelling Words**

Say each word.

Trace each word.

Then, write the word.

**Spelling
Tip**

Some words are spelled the way they sound. Some words aren't. You have to remember how to spell words that aren't spelled the way they sound.

red

blue

green

white

black


yellow

Lesson 31 Color Words

Words in Context

Write the missing spelling words.

The sky is _____.



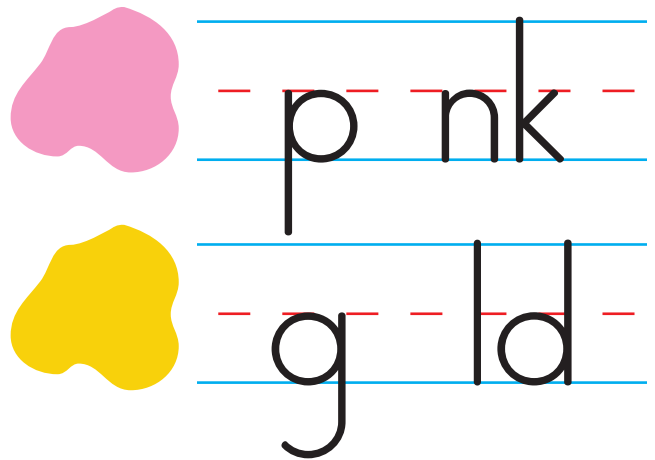

Grass is _____. The sun is _____.

An apple is _____.

A zebra is _____ and _____.

Word Building


Write **ay**, **i**, or **o** to make a color word.




Lesson 31 Color Words**Fun with Words**

Write each color word where it belongs.









Words Across the Curriculum


Say each art word. Trace each word. Then, write each word.

purple

orange

brown

Write each art word next
to the picture it names.








Lesson 31 Color Words

Words in Writing

What do different colors make you think of? Write about the colors of some things. Use at least three words from the box.

red	green	black	purple	brown
blue	white	yellow	orange	



Dictionary Practice

Write the spelling word that has each vowel sound listed below.

Short a Sound

Long e Sound


Long i Sound


<hr/>	<hr/>	<hr/>
<hr/>	<hr/>	<hr/>

Review Lessons 29–31


the	was	do	her	red	white
are	said	have	they	blue	black
for	you	come	want	green	yellow

Write the two spelling words that have the same beginning sound as each picture.





Write the color word that belongs with each color below.











Review Lessons 29–31

Write **s** to make a spelling word.

wa he did

Write the missing spelling words.

I will make a cake _____ my mom.

Where _____ you going?

What do you _____ to do?

Let's go to _____ zoo.

Do you _____ a bike?

A



add *v.* To find the sum; to put together with another.


all *adj.* Everything.

and *conj.* Together with.

are *v.* Live or exist; to be.

ate *v.* Past tense of *eat*. Took in food.

B



bag *n.* A sack used for holding, storing, or carrying.

bed *n.* A place for sleeping.

bee *n.* A flying insect with a hairy body.

big *adj.* Large.

black *adj.* The darkest color.

blue *adj.* The color of a clear sky.

bone *n.* The hard part of a skeleton.

box *n.* A cube used to keep things in.

brown *adj.* The color of a tree trunk and soil.

but *conj.* In contrast; even so.

by *prep.* Close to; past.



C

can *n.* A metal cylinder to keep food in. *v.* To be able to.

cat *n.* A small, furry animal kept as a pet and to catch mice and rats.

chart *n.* A map, graph, or table.

check *v.* To look at for correctness.

chop *v.* To cut into small pieces.

clam *n.* An animal with a soft body and hard shell that opens and closes.

clap *v.* To make a sound by hitting the hands together.

clay *n.* Wet soil that hardens when it dries, used to make pottery, bricks, and tiles.

clip *n.* A small tool that holds things together.

club *n.* A group of people who meet together for a reason.

come *v.* To arrive.

cup *n.* A small, open container used for drinking.



D

dad *n.* A father.

day *n.* Twenty-four hours.

deep *adj.* Far below a surface.

did *v.* Past tense of *do*.

dig *v.* To make a hole in the ground.


do *v.* To carry out or perform; to finish.



E

egg *n.* The hard-shelled, oval body produced by birds and other animals.

F



feel *v.* To observe through touching; to be aware of.

feet *n.* The plural of *foot*. The end part of the leg, used for walking.

fin *n.* A thin, movable part of the body of a fish.

fit *v.* To make the right size and shape.

flag *n.* A piece of cloth with colors and designs to represent a country, state, or club.

flat *adj.* Stretched out; having no air inside.

flip *n.* A quick turning through the air. *v.* To turn or throw over suddenly.

fly *n.* A winged insect. *v.* To travel by air.

fun *n.* Something that entertains.

G



gas *n.* Liquid fuel used to power motors.

gave *v.* Past tense of *give*. Made a gift of; handed over.

get *v.* To earn, gain, or come into possession of.


globe *n.* A model of Earth.

go *v.* To move away from.

got *v.* Past tense of *get*. To receive something.

green *adj.* The color of grass.

H



hand *n.* The part of the arm below the wrist, consisting of the palm, four fingers, and a thumb.

have *v.* To possess.

he *pron.* A male human being.

hen *n.* An adult female chicken.

her *pron.* A female human being.

here *adv.* To, at, or in this place.

hide *v.* To keep out of sight; to keep secret.

hill *n.* A rounded, raised part of land.

him *pron.* A male human being.

home *n.* The place where one lives.

hope *v.* To want or wish for something.

hug *v.* To put one's arms around someone or something.


I



ice *n.* Frozen water.


is *v.* Third person, singular, present tense of the verb *to be*.

J



job *n.* Work.


L



like *adj.* The same or similar. *v.* To enjoy.

lock *n.* A device used to close away or secure.
v. To close with a lock.

M



make *v.* To create.

man-y *adj.* A large number.

math *n.* A subject that uses numbers.


me *pron.* The person I am.

mom *n.* A mother.

much *adj.* A great amount.

mud *n.* A mixture of water and soil.

my *adj.* Relating to me.



N

name *n.* A word that tells who or what someone or something is.


no *adv.* Not at all.

not *adv.* In no way.

note *n.* A short letter or message.

nut *n.* A seed or fruit from a plant.

O



or-ange *adj.* Yellowish red. *n.* A citrus fruit round and orange in color.

P



pet *n.* An animal, bird, or fish that a person keeps for companionship.

pig *n.* A fat animal with short legs and a snout.

pot *n.* A rounded, deep container used for cooking.

pur-ple *adj.* A color also called *violet*.

R



ran *v.* Past tense of *run*. Moved quickly with the legs.

red *n.* The color of a stop sign.

ride *v.* To sit on and be carried, as on a bike or an animal.

rope *n.* A heavy cord made of twisted fiber.


run *v.* To move quickly with the legs.

S



- said** *v.* Past tense of *say*. Spoke.
- same** *adj.* Alike or identical.
- sand** *n.* Fine grains of rock found in deserts and on beaches.
- sat** *v.* Past tense of *sit*. To rest on a seat.
- see** *v.* To observe with the eyes.
- seed** *n.* A small part of a plant that grows into a new plant.
- shape** *n.* An outline or figure.
- shark** *n.* A large, dangerous fish.
- shell** *n.* The hard, outer covering of certain animals.
- ship** *n.* A large boat for deep-water travel.
- shop** *n.* A small store. *v.* To look for things to buy.
- show** *v.* To point out.
- shut** *v.* To close.
- size** *n.* The amount of space that something takes up.
- sky** *n.* The space above the Earth.
- snail** *n.* An animal that lives in a spiral shell.
- snake** *n.* A reptile with no legs.
- snap** *v.* To break suddenly with a sharp, quick sound. To move the fingers together to make a sound.
- snow** *n.* Water that forms crystals in cold air and falls to the ground in white flakes. *v.* To fall as snow.
- snug** *adj.* Warm, pleasant, comfortable.
- some** *adj.* Being an unknown number or amount.
- speed** *n.* Rate of action or movement.
- star** *n.* A body of bright light that can be seen in the night sky.

- stem** *n.* The main stalk of a plant.
- step** *n.* A single movement in walking. *v.* To move one foot forward or backward.
- still** *adj.* Calm.
- stone** *n.* A rock.
- stop** *v.* To end a movement.
- sun** *n.* The star around which Earth and other planets revolve.



T


- that** *adj.* The person or thing present or being mentioned.
- the** *art.* Used before naming a person, place, or thing.
- then** *adv.* At that time.
- they** *pron.* The two or more beings or things just mentioned.
- this** *pron.* The person or thing that is near, present, or just mentioned.
- time** *n.* A period measured by clocks, watches, and calendars.
- top** *n.* The highest part of anything.
- tub** *n.* A large container used for washing.



W

- want** *v.* To wish for.
- was** *v.* Past tense of *be*. Existed or happened.
- way** *n.* A manner of doing something.
- web** *n.* A network of threads made by a spider.

- wet** *adj.* Covered with water or other liquid.
- whale** *n.* A very large mammal resembling a fish that lives in salt water.
- what** *pron.* Which one?
- when** *adv.* At what time?
- which** *pron.* What one or ones?
- white** *adj.* The color opposite of black.



Y

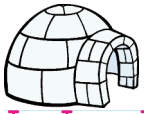
- yel•low** *adj.* The color of a lemon.
- yes** *adv.* An expression of agreement.
- you** *pron.* The person or persons being spoken to.

Parts of Speech

- adj.* = adjective
- adv.* = adverb
- art.* = article
- conj.* = conjunction
- n.* = noun
- prep.* = preposition
- pron.* = pronoun
- v.* = verb

Answer Key

Say each letter. Trace each letter. Write each letter.



I i I i I i I i I i I i I i



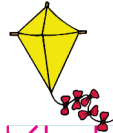
L l L l L l L l L l L l



T t T t T t T t T t T t

6

Say each letter. Trace each letter. Write each letter.



K k K k K k K k K k K k



Y y Y y Y y Y y Y y Y y



Z z Z z Z z Z z Z z Z z

7

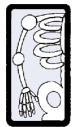
Say each letter. Trace each letter. Write each letter.



V v V v V v V v V v V v



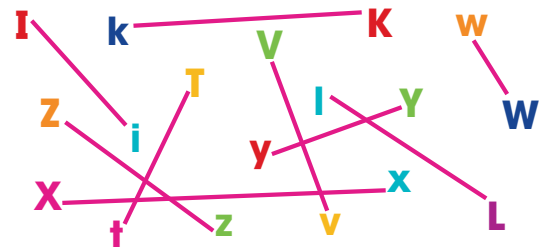
W w W w W w W w W w W w



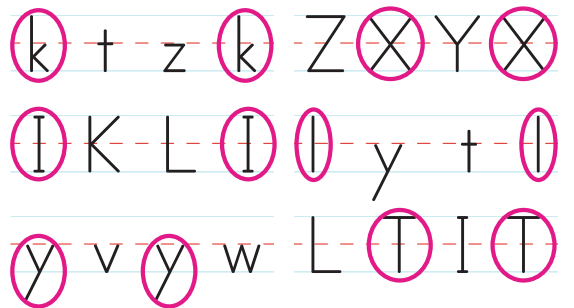
X x X x X x X x X x X x

8

Draw lines to match the letters.



Circle the letters on each line that are the same.



9

Answer Key

Say each letter. Trace each letter. Write each letter.



Oo Oo Oo Oo



Cc Cc Cc Cc



Uu Uu Uu Uu

10

Say each letter. Trace each letter. Write each letter.



Ss Ss Ss Ss Ss



Jj Jj Jj Jj Jj



Gg Gg Gg Gg

11

Say each letter. Trace each letter. Write each letter.



Pp Pp Pp Pp Pp



Bb Bb Bb Bb Bb



Dd Dd Dd Dd Dd

12

Find the letters O, C, U, S, J, G, P, B, and D. Circle each letter.



13

Answer Key

Say each letter. Trace each letter. Write each letter.



Hh Hh Hh Hh Hh Hh



Mm Mm Mm Mm Mm




Nn Nn Nn Nn Nn Nn

14

Say each letter. Trace each letter. Write each letter.



Aa Aa Aa Aa Aa



Ee Ee Ee Ee Ee Ee



Qq Qq Qq Qq Qq

15

Say each letter. Trace each letter. Write each letter.

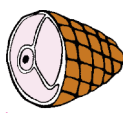


Rr Rr Rr Rr Rr Rr



Ff Ff Ff Ff Ff Ff




Trace each word. Write each word.



fan fan ham ham

16

Find the letters h, m, n, a, e, q, r, and f. Circle each letter.



17

Answer Key

Name each picture. Circle the letter for the beginning sounds.

t m s j c



t j **c**



s t **m**



t j s



c m **j**



m t **s**



c j **m**



t **c** s



s c m



c m **t**

18

Name the pictures. Circle the pictures in each row with the same beginning sound. Write the letter for the beginning sound.



c



j



t



s



m

19

Name each picture. Write the letter for the beginning sound.

t m s j c



c



t



r



j



s



c



t



m



m



s

20

Name each picture. Write the letter for the beginning sound. Circle the correct word.



t

mop

top



j

jar

car



m

map

cap



s

six

mix



c

mat










cat

21

Answer Key







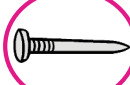








Name each picture. Circle the letter for the beginning sound.

d f g n w

 d g w	 w f n	 n g d
 d g f	 g d n	 n w d
 g n d	 d f g	 w n g

22











Name the pictures. Circle the pictures in each row with the same beginning sound. Write the letter for the beginning sound.

			d
			f
			n
			w
			g

23





Name each picture. Write the letter for the beginning sound.

d f g n w

		w
		d
		f
		g
		n

24










Name each picture. Write the letter for the beginning sound. Then, circle the correct word. Write the correct word.

	d fog dog	dog
	n wet net	net
	g date gate	gate
	w dig wig	wig
	f wish fish	fish

25







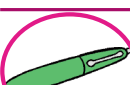








Answer Key

Name each picture. Circle the letter for the beginning sound.

b h p r		
 b h p	 r b p	 h p b
 r p h	 h p b	 b h r
 r h b	 r p b	 p h r











26

Name the pictures. Circle the pictures in each row with the same beginning sound. Write the letter for the beginning sound.

			r
			b
			p
			h
			b






27

Name each picture. Write the letter for the beginning sound.

b h p r		
		r
		h
		b
		p
		p

28


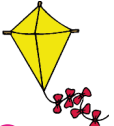







Name each picture. Write the letter for the beginning sound. Circle the correct word.

	p	big pig
	h	hat bat
	h	hen pen
	r	bug rug
	b	hall ball

29
















Answer Key

Name each picture. Circle the letter for the beginning sound.

 l y z	 k l v	 y z l
 l k v	 z v y	 y k z
 l z k	 y k v	 y k l











30

Name the pictures. Circle the pictures in each row with the same beginning sound. Write the letter for the beginning sound.






31

Name each picture. Write the letter for the beginning sound.

32

Name each picture. Write the letter for the beginning sound. Then, circle the correct word. Write the correct word.






	z zipper lip zipper
	k list kiss kiss
	y yarn barn yarn
	v vine line vine
	l log cog log

33







Answer Key

Name each picture. Write the letter for the beginning sound. Circle the correct word.

bcdfghjklmnpqrstvwyz

1.  h hat
cat
2.  j jar
car
3.  d dog
log
4.  s seal
meal
5.  f fox
box










34

6.  n nest
vest
7.  y yarn
barn
8.  m mop
top
9.  s sock
lock
10.  v van
man
11.  k king
ring

35
















Name each picture. Circle the letter for the ending sound.

d t m

- | | | |
|--|--|--|
| 
d t m | 
t d m | 
m t d |
| 
d t m | 
d m t | 
m t d |
| 
d t m | 
t m d | 
m d t |

36

Name the pictures. Circle the pictures in each row with the same ending sound. Write the letter for the ending sound.






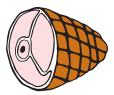




- | | | | |
|--|---|---|----------|
|  |  |  | <u>t</u> |
|  |  |  | <u>m</u> |
|  |  |  | <u>d</u> |
|  |  |  | <u>m</u> |
|  |  |  | <u>t</u> |

37

Answer Key






Name each picture. Write the letter for the ending sound.

d t m

	d		d
	m		t
	t		m
	m		d
	t		t

38










Name each picture. Write the letter for the ending sound. Circle the correct word.

	t	ham hat
	m	ram rat
	t	pot pod
	d	bad bed
	d	food foot

39
















Name each picture. Circle the letter for the ending sound.

s g b

 s g b	 g s b	 b g s
 s b g	 b g s	 s g b
 b g s	 g b s	 s g b

40

Name the pictures. Circle the pictures in each row with the same ending sound. Write the letter for the ending sound.

			g
			s
			g
			b
			g

41

Answer Key

Name each picture. Write the letter for the ending sound.

s g b



g



s



s



b



g



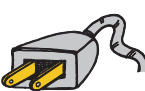
b




b



s




g



g

42

Name each picture. Write the letter for the ending sound. Circle the correct word.



b

tub
tug



s

bus
bug



g

rub
rug



b

bib
big



s

grab
gas

43

Name each picture. Circle the letter for the ending sound.

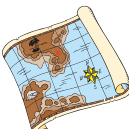
p n x



p n x



n p x



x n p



n x p



p x n



x n p



n p x



p x n



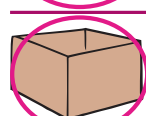
n x p

44

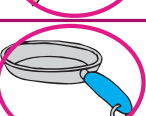

Name the pictures. Circle the pictures in each row with the same ending sound. Write the letter for the ending sound.



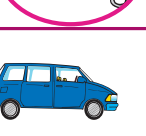
p



x



n



x













n

45

Answer Key






Name each picture. Write the letter for the ending sound.

p n x

	n		p
	x		n
	p		p
	x		x
	n		n

46






Name each picture. Write the letter for the ending sound. Circle the correct word.

	p	map man
	x	ox on
	n	cap can
	x	six sip
	n	fax fan

47







Name each picture. Write the letter for the ending sound. Circle the correct word.

b d g m n p s t x

1. 	g	pin pig
2. 	x	fog fox
3. 	s	bus bug
4. 	p	man map
5. 	d	bed beg

48

Name each picture. Write the letter for the ending sound. Circle the correct word.

6. 	t	ham hat
7. 	m	plug plum
8. 	g	rug rub
9. 	n	pat pan
10. 	x	sip six
11. 	p	clam clap

49

Answer Key

Say **hat**.

Name each picture. Listen for the short **a** sound as in **hat**. Circle the pictures with the short **a** sound.

50

Name each picture. Listen for the short **a** sound. Circle the pictures with the short **a** sound.

51

Name each picture. Listen for the short **a** sound. Write **a** on the line if you hear the short **a** sound.

52

Name each picture. Circle the correct word. Write the correct word.

53

Answer Key

Say **pin**.

Name each picture. Listen for the short i sound as in **pin**. Circle the pictures with the short i sound.

54

Name the pictures. Listen for the short i sound. Circle the pictures in each row with the short i sound.

55

Name each picture. Listen for the short i sound. Write i on the line if you hear the short i sound.

56

Name each picture. Circle the correct word. Write the correct word.

57

Answer Key

Say **top**.

Name each picture. Listen for the short **o** sound as in **top**. Circle the pictures with the short **o** sound.

58

Name the pictures. Listen for the short **o** sound. Circle the pictures in each row with the short **o** sound.

59

Name each picture. Listen for the short **o** sound. Write **o** on the line if you hear the short **o** sound.

60

Name each picture. Circle the correct word. Write the correct word.

	map mop	mop
	lock luck	lock
	sack sock	sock
	pot pit	pot
	dull doll	doll

61

Answer Key

Say **cup**.

Name each picture. Listen for the short **u** sound as in **cup**. Circle the pictures with the short **u** sound.

62

Name the pictures. Listen for the short **u** sound. Circle the pictures in each row with the short **u** sound.

63

Name each picture. Listen for the short **u** sound. Write **u** on the line if you hear the short **u** sound.

64

Name each picture. Circle the correct word. Write the correct word.

65

Answer Key

Say **bell**.

Name the pictures. Listen for the short **e** sound as in **bell**. Circle the pictures with the short **e** sound.

e

66

Name the pictures. Listen for the short **e** sound. Circle the pictures in each row with the short **e** sound.

67

Name each picture. Listen for the short **e** sound. Write **e** on the line if you hear the short **e** sound.

e




















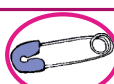
68

Name each picture. Circle the correct word. Write the correct word.

69






Answer Key

Name the first picture in each row. Name the other pictures. Circle the picture with the same middle sound as the first picture. Write the letter of the middle sound.

				u
				a
				e
				o
				i

70

Name each picture. Write the letter for the middle sound. Circle the word that names the picture.

	u	deck duck dock
	a	bell bull ball
	e	net nut not
	o	sack sock sick
	i	hill hall hull

71

Spelling Words
Say each word. Listen for the short a sound. Trace each word. Write the word.

ran	ran
can	can
cat	cat
sat	sat
dad	dad
bag	bag

72

Words in Context
Write the missing spelling words.

My cat jumped out of the tree.




It ran to the van with me.

We sat in the back of the van.

My dad had my soccer bag.

We will go as soon as we can.

Word Building
Write the letter to make words with the short a sound.


 fan  bat  man

73

Answer Key

Fun with Words

Find the spelling words.
Look across and down.
Circle each one.



Words Across the Curriculum

Say each science word. Trace each word. Then, write each word.

gas hand sand

gas hand sand

Write each science word
next to the picture it names.



sand



hand



gas

74

Words in Writing

Write about a time you went to a park.
Use at least two words from the box.



ran can cat sat dad bag gas sand hand

Answers will vary.

Dictionary Practice

Write the word in each row that comes first in ABC order.

cat sat bag

bag

gas can ran

can

sand dad hand

dad



75

Spelling Words

Say each word. Listen for the short i sound. Trace each word.
Write the word.

did

did

big

big

fit

fit

pig

pig

him

him

is

is


76

Words in Context

Write the missing spelling words.

I have a pet

pig



He

is

pink, and very, very

big

I

did

call

him

Tiny Tim.

But that name does not

fit

Word Building

Write the letter to make words with the short i sound.



s i t



d i sh



l i d



b i b

77

Answer Key

Fun with Words

Say each word. Write the spelling word or words that rhyme with each word.

sit fit rim him hid did

fizz is jig big pig

Words Across the Curriculum

Say each science word. Trace each word. Then, write each word.

fin hill dig

fin hill dig

Write each science word next to the picture it names.



hill



dig

fin

78

Words in Writing

Write about what a farm is like. Use at least two words from the box.



did big fit pig him is fin hill dig

Answers will vary.

Misspelled Words

Circle the four misspelled words. Write the words correctly on the lines below.

Did you see the pigg on the farm? I saw hem last week. He iz very beg. He needs a new pen.

pig

is

him

big

79

Spelling Words

Say each word. Listen for the short o sound. Trace each word. Write the word.

got

got

box

box

mom

mom

not

not

top

top

pot

pot

80

Words in Context

Write the missing spelling words.

My mom made a snack.



She put a pot of soup on the stove. She put the

lid on top. She got out a

box of crackers. I did not

have to help!

Word Building

Name each picture. Write the letter of the beginning sound.



fox



rock



mop

81

Answer Key

Fun with Words

Look at the letters on the blocks. Use the letters to make the spelling words.



pot not got

top box mom

Words Across the Curriculum



Say each social studies word. Trace each word. Then, write each word.

shop job lock

shop job lock

Write each social studies word next to its meaning.

close lock store shop work job

82

Words in Writing

Write about what your mom or dad likes to do. Use at least three words from the box.



got box mom not top pot shop job lock

Answers will vary.

Dictionary Practice

Write the missing letters in ABC order.

a b c d e f g h i j k l m
n o p q r s t u v w x y z

83

Spelling Words

Say each word. Listen for the short u sound. Trace each word. Write the word.

run run

hug hug

sun sun

but but

fun fun

tub tub

84

Words in Context

Write the missing spelling words.

Do you like to run on the beach? It's

fun! The sand seems to hug

your feet, but they still feel

free. The sun is warm on your

body. The sea is much better than a bath in a tub.



Word Building

Name each picture. Write the letter of the ending sound.



cup



rug



bus

85

Answer Key




Fun with Words
Look at each row of letters. There is a spelling word hidden in each row. Circle the word. Then, write it.

fa e fun u fun us h u g n b hug
t s h f i b u i but n a s u n u g b sun

Words Across the Curriculum
Say each science word. Trace each word. Then, write each word.

nut cub mud
nut cub mud

Write each science word next to the picture it names.

 mud  nut
 cub

86

Words in Writing
Write about something you do that is fun. Use at least two words from the box.

run	sun	fun	nut	mud
hug	but	tub	cub	



Answers will vary.

Misspelled Words
Circle the four misspelled words. Then, write the sentence and spell the words correctly.

It's fun to run in the sun, but then you need a bath.

It's fun to run in the sun, but then you need a bath.

87


Spelling Words
Say each word. Listen for the short e sound. Trace each word. Write the word.

get get
bed bed
yes yes
wet wet
hen hen
pet pet

88

Words in Context
Write the missing spelling words.

I have a funny pet. She sleeps on a nest instead of a bed. Can you guess what she is? Yes, she's a hen. She likes to get wet, so she swims in the pond.

Word Building
Name each picture. Write the letter of the beginning sound.

 jet  leg
 ten

89

Answer Key

Fun with Words

Name each picture. Write the spelling word that has the same beginning sound.

 yes  bed  pet

 get  hen  wet

Words Across the Curriculum

Say each science word. Trace each word. Then, write each word.

egg stem web

egg stem web

Write the science word that goes with each clue.

a spider's home

web

part of a flower

stem

found in a nest

egg

90

Words in Writing

Write about a pet you would like to have. Use at least three words from the box.

get yes hen egg web
bed wet pet stem



Answers will vary.

Dictionary Practice

Write the spelling words in ABC order.

get yes hen
bed wet pet

1. bed 3. get 5. hen

2. pet 4. wet 6. yes

91

ran	did	got	run	get
can	big	box	hug	bed
cat	fit	mom	sun	yes
sat	pig	not	but	wet
dad	him	top	fun	hen
bag	is	pot	tub	pet

Write the spelling word that means the opposite.

no yes small big dad mom

dry wet her him



Write the spelling word that rhymes.

nut but fox box rub tub

men hen lit fit



92

Write the spelling word that goes with each pair of words.

kiss, love hug tiger, lion cat

bottom, side top sleep, blanket bed

cow, hen pig



Write the spelling word that fits in each sentence.

I can run fast. The sun is shining.

I got a new toy. The pot is on the stove.

It's fun to go to the park.



93

Answer Key

Spelling Words

Say each word. Listen to the beginning sound. Trace each word. Write the word.

clap clap
flat flat
clam clam
flip flip
fly fly
clip clip

94

Words in Context

Write each spelling word next to the picture it names.



flat



clap



clam



flip



fly



clip

Word Building

Write cl or fl to make words.



clock



flower



cloud

95

Fun with Words

Find the spelling words. Look across and down. Circle each one.

k	c	f	l	a	t	c
u	c	l	g	t	b	l
c	l	a	m	f	y	i
k	a	g	s	l	e	p
u	p	n	g	i	p	u
b	f	l	y	p	t	y

Words Across the Curriculum

Say each social studies word. Then, write each word.

club class flag

club class flag

Write each social studies word next to the word with the same ending.

bag flag grass class tub club

96

Words in Writing

Write two tongue-twisters. Use at least two words from the box.



clap flat clam flip fly clip club class flag

Answers will vary.

Misspelled Words

Circle the four misspelled words. Then, write words correctly on the lines below.

Have you ever done a flip into a pool? You fl over the flat water. You close up your body like a clam. Then, you splash into the water.

flip

flat

fly

clam

97

Answer Key

Spelling Words

Say each word. Listen to the beginning sound. Trace each word. Write the word.

step step
snap snap
still still
snail snail
stop stop
snug snug

98

Words in Context

Write the missing spelling words.



I was warm and snug in my tent. Then, I heard a twig

snap. I got up and took a step

outside. I saw a snail. It did not

stop moving, but it still didn't go very fast.

Word Building

Write s to the end to make words that mean more than one. Then, write the new words.

s snaps
step s steps stop s stops

99

Fun with Words

Write the spelling word that rhymes with each word.

hill still pail snail
bug snug hop stop

Words Across the Curriculum

Say each science word. Then, write each word.

star snow snake
star snow snake

Write each science word next to the picture it names.



snake



star



snow

100

Words in Writing

Make up a story. Use at least three words from the box.



step snap still snail stop snug star snow snake

Answers will vary.

Dictionary Practice

A **verb** is a word that tells what happens. Circle the verb in each sentence.

Please stop that dog!

Can you snap your fingers?

The snail moves slowly.

Did you step on the grass?

101

Answer Key

Spelling Words

Say each word. Listen to the beginning sound. Trace each word. Write the word.

then then
this this
chop chop
them them
check check
that that

102

Words in Context

Write the missing spelling words.



--This-- is how my dad makes soup. He will
--chop-- vegetables. --Then-- he will boil
--them--. After an hour, my dad will --check--
to see if his soup is done. Doesn't --that-- sound easy?

Word Building

Add **ch** or **th** to make words that fit the meanings. Then, write the words.

talk with a friend --chat-- --chat--
skinny --thin-- --thin--

103

Fun with Words

Look at the letters on the balloons. Use the letters to make the spelling words.



--chop-- --this-- --them--
--check-- --then-- --that--

Words Across the Curriculum

Say each math word. Trace each word. Then, write each word.

math chart much
math chart much
math
much

Write the math word that ends like **with**.

Write the math word that ends like **rich**.

104

Words in Writing

Write directions telling how you do something. Use at least three words from the box.



then this chop them check that math chart much

Answers will vary.

Misspelled Words

Circle the four misspelled words. Then, write the words correctly on the lines below.

Thes is how to add numbers. Make sure tat you write the numbers
clearly. Thene find the sum. Make sure you chec your answer.
--This-- --that--
--Then-- --check--

105

Answer Key

Spelling Words

Say each word. Listen to the beginning sound. Trace each word. Write the word.

when when
show show
what what
ship ship
which which
shut shut

106

Words in Context

Write the missing spelling words.

What did you do last summer?



I sailed on a ship, where I had my own room. I could

shut the door. When we go to

shore, I will show you which boat I was on.

Word Building

Add the letters **wh** to make words that ask questions. Remember, sentences start with a capital letter.

Who? Why?
Where?

107

Fun with Words

Finish the spelling words to solve the puzzle.



Words Across the Curriculum

Say each science word. Trace each word. Then, write each word.

shell shark whale
shell shark whale

Write each science word next to the picture it names.



shark



whale



shell

108

Words in Writing

Write about a trip you would like to make on a ship. Use at least three words from the box.



when show what ship which shut whale shark shell

Answers will vary.

Dictionary Practice

Say the words in the box. Write them where they belong.

which ship shut when shell

Short e Sound

Short i Sound

Short u Sound

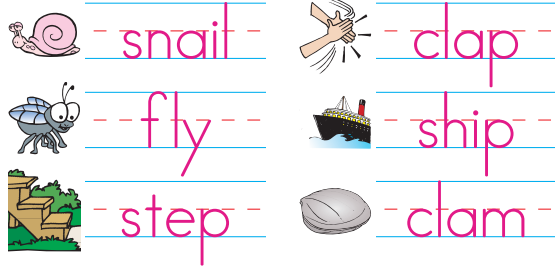
when which shut
shell ship

109

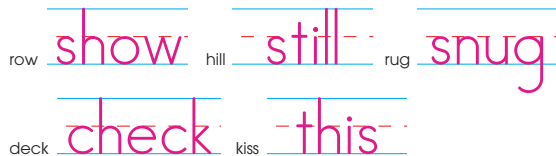
Answer Key

clap	fly	still	then	check	what
flat	clip	snail	this	that	ship
clam	step	stop	chop	when	which
flip	snap	snug	them	show	shut

Write the spelling word that names each picture.



Write the spelling word that rhymes with each word.



110

Write the spelling word that fits in each sentence.

1. What time is it?
2. My bike has a flat tire.
3. The bus will stop soon.
4. When can we have a snack?
5. Please shut the door.
6. Let's eat lunch, and then we can play.
7. My dad will chop some wood.

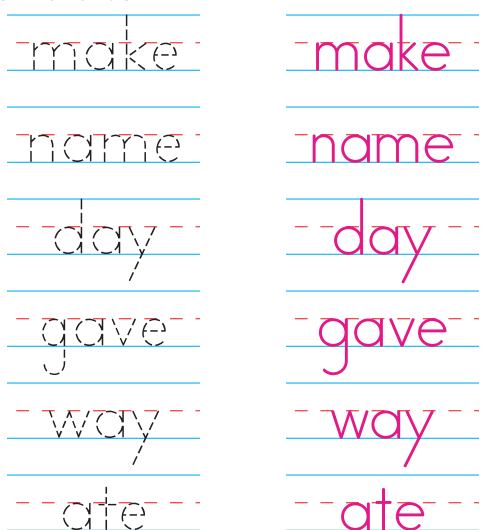
111

Spelling Words

Say each word. Listen for the long **a** sound. Trace each word. Write the word.

Spelling Tip

These letter patterns can make the long **a** sound: **a-consonant-e** and **ay**.




112

Words in Context


Write the missing spelling words.

- When I get up every day, I make my bed the way my mom showed me to do it. Then, I have breakfast. Today, I ate eggs and gave my dog a bite of ham. I name is Kate.



Word Building


Write **a** and **e** or **ay** to make a word that names each picture.




113

Answer Key

Fun with Words
Use the letters on the blocks to write the spelling words.



--ate-- --gave-- --name--
--day-- --make-- --way--

Words Across the Curriculum 
Say each art word. Trace each word. Then, write each word.

--clay-- --same-- --shape--
--clay-- --same-- --shape--


Write the missing art words.

You can roll --clay-- into the --shape-- of a ball.

You can make another one that is the --same-- size.

114

Words in Writing
Write about something you like to make.
Use at least three words from the box.



make	day	way	clay	same
name	gave	ate	shape	

Answers will vary.

Dictionary Practice
Write the spelling words in ABC order.

make	day	way
name	gave	ate

1. --ate-- 3. --gave-- 5. --name--
2. --day-- 4. --make-- 6. --way--

115

Spelling Words
Say each word. Listen for the long i sound. Trace each word. Write the word.


Spelling Tip These letter patterns can make the long i sound: **i-consonant-e** and **y**.

--like-- --like--
--time-- --time--
--kite-- --kite--
--my-- --my--
--ride-- --ride--
--by-- --by--




116

Words in Context
Write the missing spelling words.

Mike is --my-- best friend. We --like--
to --ride-- our bikes. One --time--
we rode --by-- the park. We
saw a boy flying a --kite--



Word Building
Write **i** and **e** or **y** to make a word that names each picture.

 --dime--
 --vine--
 --fry--

117

Answer Key



Fun with Words
Unscramble the letters to write the spelling words.

ym my erid ride tiek kite
yb by klie like meti time

Words Across the Curriculum
Say each science word. Trace each word. Then, write each word.

ice sky size
ice sky size


Write each science word next to the picture it names.

 sky  ice

118

Words in Writing
Write about a shopping trip. Use at least three words from the box.

like kite ride ice size
time my by sky



Answers will vary.

Misspelled Words
Circle the four misspelled words. Then, write the words correctly on the lines below.

The las tyme went for a drive with mi mom. I did not lik it. We got a flat tire on one side of the car. I had to wait bi the car while she fixed it.

time my
like by

119


Spelling Words
Say each word. Listen for the long o sound. Write the word.

no no
home home
rope rope
note note
hope hope
go go



Spelling Tip These letter patterns can make the long o sound: o-consonant-e, and o.

120

Words in Context
Write the missing spelling words.

My friend wrote me a note today. She 
wants me to go to her home
after school. We can jump rope and play games. I
hope my mom won't say no!

Word Building
Write o and e to make a word that names each picture.

 stove  robe

pole

121

Answer Key

Fun with Words

Circle the hidden spelling word on each line. Then, write the word.

or rope p rope o g no n s e no
s e h home h o m e p h o p e hope

Words Across the Curriculum

Say each science word. Trace each word. Then, write each word.

bone stone globe
bone stone globe

Write each science word next to the picture it names.



stone



globe
bone



122

Words in Writing

Think about a place that you would like to visit. Write about why you want to go there. Use at least three words from the box.



no home rope note hope go bone stone globe

Answers will vary.

Dictionary Practice

Words that name people, places, and things are **nouns**. Circle the noun in each sentence.

My home is snug.

That bone is old.

I will go soon.

Please don't step on the stone.

A globe is round.

Where is the rope?

123

Spelling Words

Say each word. Listen for the long **e** sound. Trace each word. Write the word.

Spelling Tip

These letter patterns can make the long **e** sound: **e**, and **ee**.

he
see
feet
me
bee
feel

he
see
feet
me
bee
feel

124

Words in Context

Write the missing spelling words.

My friend Lee is walking with me.



He doesn't see what is

near his feet. It is a bee! If it

stings him, it will not feel good.

Word Building

Write **ee** to make a word that names each picture.



tree



peel



jeep

125

Answer Key

Fun with Words
Use the letters in the leaves to make the spelling words.

he see bee

me feet feel




Words Across the Curriculum
Say each science word. Trace each word. Then, write each word.

seed deep speed

seed deep speed

Write each science word next to the picture it names.

deep seed

126

Words in Writing
Write about something you like to do outside. Use at least two words from the box.

he see feet me bee feel speed deep seed

Answers will vary.

Misspelled Words
Circle the misspelled word in each row. Then, write the word correctly.

me bee se see

feet dep he deep

speed weed fel feel

127

make	way	kite	no	hope	feet
name	ate	my	home	go	me
day	like	ride	rope	he	bee
gave	time	by	note	see	feel

Write the spelling word that names each picture.

kite home

bee feet

Write the two spelling words that rhyme with each word.

why hay so

by way go

my day no

128

Read each word. Write the two spelling words that have the same beginning sound.

rip ride rope

mop make me

Write the spelling word that belongs in each sentence.

We ate ham and eggs.

I gave my mom a kiss.

Do you like to ride a bike?

What is your dog's name?

129

Answer Key

Spelling Words

Say each word. Trace each word. Then, write the word.

Spelling Tip

Some words aren't spelled the way they sound. You have to remember how to spell them.

the the
are are
for for
was was
said said
you you

130

Words in Context

Write the missing spelling words.

I was late for

the party!

"You must hurry," said my mom.

Your friends are waiting for you.



Word Building

A **contraction** is two words joined into one shorter word. Look at the contractions in the box. Then, write the contractions where they belong.

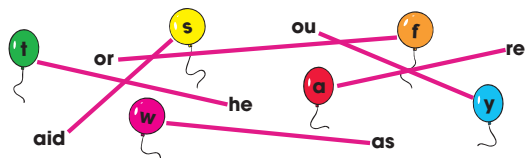
are not = aren't
was not = wasn't
you are = you're

was not you are are not
wasn't you're aren't

131

Fun with Words

Match the beginning letter of each spelling word with the rest of its letters.



Words Across the Curriculum

Say each math word. Trace each word. Then, write each word.

add many all
add many all

Write each math word below its meaning.

every one

a lot

sum

all many add

132

Words in Writing

Write about a time when you have to count things. Use at least three words from the box.

the for said add all
are was you many



Answers will vary.

Dictionary Practice

Write the spelling words in ABC order.

the for said
are was you

1. are 3. said 5. was
2. for 4. the 6. you

133

Answer Key

Spelling Words
Say each word. Trace each word. Then, write the word.

Spelling Tip Some words aren't spelled the way they sound. You have to remember how to spell them.

do do
have have
come come
her her
they they
want want


134

Words in Context
Write the missing spelling words.

I have two friends who want
to play. I'll ask Mom if I need to do some work
first. Then, I'll ask her if they
can come over.

Word Building
Add **s** to tell what a boy is doing.

I ride. He rides.
I make. He make s. I want. He want s.
I like. He like s. I see. He see s.



135

Fun with Words
Circle the hidden spelling words.

r w a n t c p
t r e c d o f
n k o c e m h
t r h a v e e
h e r w d e y

Words Across the Curriculum
Say each math word. Trace each word. Then, write each word.

and some here
and some here

Write the missing letter to complete each math word.

here some
and

136

Words in Writing
Do you like people to visit you at home? Write about your favorite visitors. Use at least three words from the box.

do come they and here
have her want some

Answers will vary.

Misspelled Words
Circle the word in each pair that is not spelled correctly.

they (they) cume come
(dou) do (hur) her
have (hav) want (wonte)

137

Answer Key

Spelling Words
Say each word.
Trace each word.
Then, write the word.

Spelling Tip Some words are spelled the way they sound. Some words aren't. You have to remember how to spell words that aren't spelled the way they sound.

red blue green white black yellow

red blue green white black yellow

138

Words in Context
Write the missing spelling words.

The sky is blue.

Grass is green. The sun is yellow.

An apple is red.

A zebra is black and white.

Word Building
Write ay, i, or o to make a color word.

pink gray gold

139

Fun with Words
Write each color word where it belongs.

black yellow green blue

Words Across the Curriculum
Say each art word. Trace each word. Then, write each word.

purple orange brown

purple orange brown

Write each art word next to the picture it names.

purple brown orange

140

Words in Writing
What do different colors make you think of? Write about the colors of some things. Use at least three words from the box.

red green black purple brown
blue white yellow orange

Answers will vary.

Dictionary Practice
Write the spelling word that has each vowel sound listed below.

Short a Sound Long e Sound Long i Sound

black green white

141

Answer Key

the	was	do	her	red	white
are	said	have	they	blue	black
for	you	come	want	green	yellow

Write the two spelling words that have the same beginning sound as each picture.



black

blue



you

yellow

Write the color word that belongs with each color below.



white



red



blue



green



black

142

Write s to make a spelling word.

was she said

Write the missing spelling words.

I will make a cake for my mom.

Where are you going?

What do you want to do?

Let's go to the zoo.

Do you have a bike?

143

Stop the summer slide. Start Summer Bridge Activities®.


You've probably heard of "summer learning loss," or the "summer slide." Studies have shown that children can *lose up to 2.5 months of learning* over the summer. But did you know that summer learning loss could have a cumulative effect with a long-term impact on children's skills and success?

Summer Bridge Activities® are an easy, effective, and fun way to keep your child's mind sharp all summer long.

Inside each book you'll find:

- ✱ Essential math, language arts, reading, social studies, science, and character development skills
- ✱ Encouraging stickers and certificates to keep kids motivated
- ✱ Outdoor fitness activities to keep them moving
- ✱ Free access to the **Summer Bridge Activities®** online companion site

With **Summer Bridge Activities®**, your child will be on track for a terrific school year, and beyond. That's why we say; ***just 15 minutes a day goes a long way!***



Newly updated, **Summer Bridge Activities®** books align to state learning standards.

carsondellosa.com/summerbridge

Spelling

SPECTRUM®










Supporting your child's educational journey every step of the way.

Spectrum® provides specific support in the skills and standards that your child is learning in today's classroom.

- Comprehensive, grade-specific titles to prepare for the year ahead
- Subject-specific practice to reinforce classroom learning
- Skill-specific titles to enrich and enhance educational concepts
- Test preparation titles to support test-taking skills

No matter your need, *Spectrum* is with you every step of the way.

Spectrum is available in these titles for first grade success:



carsondellosa.com