

**Making Everything Easier!™**

# Arabic Phrases FOR DUMMIES®

- Quick & easy approach gives you language fundamentals up front
- Words to Know sections help you find the right words fast
- Pronunciation key helps you talk the talk



**Amine Bouchentouf**  
Author, Arabic For Dummies



***Arabic***  
***Phrases***  
FOR  
**DUMMIES®**

**by Amine Bouchentouf**



WILEY

Wiley Publishing, Inc.

## Arabic Phrases For Dummies®

Published by  
**Wiley Publishing, Inc.**  
111 River St.  
Hoboken, NJ 07030-5774  
[www.wiley.com](http://www.wiley.com)

Copyright © 2009 by Wiley Publishing, Inc., Indianapolis, Indiana

Published by Wiley Publishing, Inc., Indianapolis, Indiana

Published simultaneously in Canada

No part of this publication may be reproduced, stored in a retrieval system, or transmitted in any form or by any means, electronic, mechanical, photocopying, recording, scanning, or otherwise, except as permitted under Sections 107 or 108 of the 1976 United States Copyright Act, without either the prior written permission of the Publisher, or authorization through payment of the appropriate per-copy fee to the Copyright Clearance Center, 222 Rosewood Drive, Danvers, MA 01923, 978-750-8400, fax 978-646-8600. Requests to the Publisher for permission should be addressed to the Permissions Department, John Wiley & Sons, Inc., 111 River Street, Hoboken, NJ 07030, 201-748-6011, fax 201-748-6008, or online at <http://www.wiley.com/go/permissions>.

**Trademarks:** Wiley, the Wiley Publishing logo, For Dummies, the Dummies Man logo, A Reference for the Rest of Us!, The Dummies Way, Dummies Daily, The Fun and Easy Way, Dummies.com and related trade dress are trademarks or registered trademarks of John Wiley & Sons, Inc. and/or its affiliates in the United States and other countries, and may not be used without written permission. All other trademarks are the property of their respective owners. Wiley Publishing, Inc., is not associated with any product or vendor mentioned in this book.

**LIMIT OF LIABILITY/DISCLAIMER OF WARRANTY:** THE PUBLISHER AND THE AUTHOR MAKE NO REPRESENTATIONS OR WARRANTIES WITH RESPECT TO THE ACCURACY OR COMPLETENESS OF THE CONTENTS OF THIS WORK AND SPECIFICALLY DISCLAIM ALL WARRANTIES, INCLUDING WITHOUT LIMITATION WARRANTIES OF FITNESS FOR A PARTICULAR PURPOSE. NO WARRANTY MAY BE CREATED OR EXTENDED BY SALES OR PROMOTIONAL MATERIALS. THE ADVICE AND STRATEGIES CONTAINED HEREIN MAY NOT BE SUITABLE FOR EVERY SITUATION. THIS WORK IS SOLD WITH THE UNDERSTANDING THAT THE PUBLISHER IS NOT ENGAGED IN RENDERING LEGAL, ACCOUNTING, OR OTHER PROFESSIONAL SERVICES. IF PROFESSIONAL ASSISTANCE IS REQUIRED, THE SERVICES OF A COMPETENT PROFESSIONAL PERSON SHOULD BE SOUGHT. NEITHER THE PUBLISHER NOR THE AUTHOR SHALL BE LIABLE FOR DAMAGES ARISING HEREFROM. THE FACT THAT AN ORGANIZATION OR WEBSITE IS REFERRED TO IN THIS WORK AS A CITATION AND/OR A POTENTIAL SOURCE OF FURTHER INFORMATION DOES NOT MEAN THAT THE AUTHOR OR THE PUBLISHER ENDORSES THE INFORMATION THE ORGANIZATION OR WEBSITE MAY PROVIDE OR RECOMMENDATIONS IT MAY MAKE. FURTHER, READERS SHOULD BE AWARE THAT INTERNET WEBSITES LISTED IN THIS WORK MAY HAVE CHANGED OR DISAPPEARED BETWEEN WHEN THIS WORK WAS WRITTEN AND WHEN IT IS READ.

For general information on our other products and services, please contact our Customer Care Department within the U.S. at 800-762-2974, outside the U.S. at 317-572-3993, or fax 317-572-4002.

For technical support, please visit [www.wiley.com/techsupport](http://www.wiley.com/techsupport).

Wiley also publishes its books in a variety of electronic formats. Some content that appears in print may not be available in electronic books.

Library of Congress Control Number: 2008923127

ISBN: 978-0-470-22523-3

Manufactured in the United States of America

10 9 8 7 6 5 4 3 2 1



## *About the Author*

**Amine Bouchentouf** is a native English, Arabic, and French speaker born and raised in Casablanca, Morocco. Amine has been teaching Arabic and lecturing about relations between America and the Arab world in his spare time for over four years and has offered classes and seminars for students at Middlebury College, the Council on Foreign Relations, and various schools across the United States. He runs and maintains the Web site [www.al-baab.com](http://www.al-baab.com) (which means “gateway” in Arabic).

Amine graduated from Middlebury College and has always been interested in promoting better relations between the West and the Middle East through dialogue and mutual understanding. Amine published his first book, *Arabic: A Complete Course* (Random House), soon after graduating college in order to help Americans understand Arabic language and culture. He has written *Arabic For Dummies* and *Arabic Phrases For Dummies* in an attempt to reach an even wider audience with the aim of fostering better relations through education.

He holds a degree in Economics from Middlebury and has extensive experience in the arena of international investing. He is a registered investment advisor and a member of the National Association of Securities Dealers. He is also the author of *Commodities For Dummies*.

Amine lives in New York City with his wife, Tracy. He is an avid traveler and has visited over 15 countries across the Middle East, Europe, and North and South America. Aside from his interest in languages, business, and travel, Amine enjoys biking, rollerblading, playing guitar, chess, and golf.

## Publisher's Acknowledgments

We're proud of this book; please send us your comments through our Dummies online registration form located at [www.dummies.com/register/](http://www.dummies.com/register/).

Some of the people who helped bring this book to market include the following:

### ***Acquisitions, Editorial, and Media Development***

**Compiler:**

Laura Peterson Nussbaum

**Project Editor:** Joan Friedman**Acquisitions Editor:**

Lindsay Sandman Lefevere

**Assistant Editor:**

Erin Calligan Mooney

**Editorial Program****Coordinator:** Joe Niesen**Senior Editorial Manager:**

Jennifer Ehrlich

**Editorial Supervisor:**

Carmen Krikorian

**Editorial Assistant:**

Jennette ElNaggar

**Cartoons:** Rich Tennant,

[www.the5thwave.com](http://www.the5thwave.com)

### ***Composition***

**Project Coordinator:**

Patrick Redmond

**Layout and Graphics:**

Reuben W. Davis,  
Stephanie D. Jumper,  
Christine Williams

**Proofreaders:**

Caitie Copple,  
Melissa Cossell,  
Shannon Ramsey

**Indexer:** Claudia Bourbeau

---

### **Publishing and Editorial for Consumer Dummies**

**Diane Graves Steele**, Vice President and Publisher,  
Consumer Dummies

**Kristin Ferguson-Wagstaffe**, Product Development Director,  
Consumer Dummies

**Ensley Eikenburg**, Associate Publisher, Travel

**Kelly Regan**, Editorial Director, Travel

### **Publishing for Technology Dummies**

**Andy Cummings**, Vice President and Publisher,  
Dummies Technology/General User

### **Composition Services**

**Gerry Fahey**, Vice President of Production Services

**Debbie Stailey**, Director of Composition Services

# Table of Contents

.....

<b>Introduction</b> .....	<b>1</b>
About This Book.....	1
Conventions Used in This Book.....	2
Foolish Assumptions.....	3
Icons Used in This Book.....	3
Where to Go from Here.....	4
<b>Chapter 1: I Say It How? Speaking Arabic</b> . . . . .	<b>5</b>
Taking Stock of What’s Familiar .....	5
Discovering the Arabic Alphabet .....	7
All about vowels .....	7
All about consonants .....	10
Tackling Tough Letters and Words.....	15
Addressing Arabic Transcription.....	15
<b>Chapter 2: Grammar on a Diet: Just the Basics</b> . . . .	<b>17</b>
Introducing Nouns, Adjectives, and Articles .....	17
Getting a grip on nouns.....	18
Identifying adjectives .....	18
Discovering definite and indefinite articles (and the sun and moon).....	19
Understanding the interaction between nouns and adjectives .....	21
Creating Simple, Verb-Free Sentences.....	23
To be or not to be: Sentences without verbs....	23
Building sentences with common prepositions.....	25
Using demonstratives and forming sentences...	26
Forming “to be” sentences using personal pronouns .....	28
Creating negative “to be” sentences .....	30
“To be” in the past tense .....	32
Working with Verbs.....	33
Digging up the past tense .....	33
Examining the present tense.....	36
Peeking into the future tense .....	39
<b>Chapter 3: Numerical Gumbo:</b>	
<b>Counting of All Kinds</b> . . . . .	<b>41</b>
Talking Numbers .....	41
Discovering Ordinal Numbers .....	43

Telling Time in Arabic.....	45
Specifying the time of day .....	46
Specifying minutes .....	47
Referring to Days and Months .....	49
Money, Money, Money.....	52
Opening a bank account .....	52
Using the ATM.....	54
Exchanging currency.....	55

## **Chapter 4: Making New Friends and**

### **Enjoying Small Talk . . . . . 57**

Greetings!.....	57
You say hello . . . . .	58
. . . I say goodbye .....	58
How are you doing? .....	59
I'm doing well! .....	59
Making Introductions.....	60
Asking "What's your name?" .....	60
Responding with "My name is . . ." .....	60
Talking about Countries and Nationalities.....	61
Asking "Where are you from?" .....	61
Answering "I am from . . ." .....	62
Asking Questions.....	63
Talking about Yourself and Your Family.....	65
Talking about Work.....	67
Shooting the Breeze: Talking about the Weather....	69

## **Chapter 5: Enjoying a Drink or a Snack**

### **(or a Meal!) . . . . . 73**

All about Meals .....	73
Breakfast .....	74
Lunch.....	76
Dinner.....	81
Enjoying a Meal at Home .....	82
Dining Out.....	83
Perusing the menu.....	83
Placing your order .....	85
Finishing your meal and paying the bill.....	87

## **Chapter 6: Shop 'til You Drop! . . . . . 89**

Going to the Store.....	89
Browsing the merchandise.....	90
Getting around the store .....	91
Asking for a Particular Item .....	92



Comparing Merchandise .....	95
Comparing two or more items .....	95
Picking out the best item .....	98
Shopping for Clothes .....	100

**Chapter 7: Making Leisure a Top Priority . . . . . 103**

Visiting Museums .....	103
Going to the Movies .....	106
Touring Religious Sites .....	109
A few rules to keep in mind .....	109
The Hajj .....	110
Sporting an Athletic Side .....	111
Going to the Beach .....	115
Playing Musical Instruments .....	115
Popular Hobbies .....	116

**Chapter 8: When You Gotta Work . . . . . 119**

Landing a Job .....	119
Managing the Office Environment .....	122
Interacting with your colleagues .....	124
Giving orders .....	129
Supplying your office .....	131
Picking Up the Phone .....	132
Dialing up the basics .....	132
Beginning a phone conversation .....	132
Asking to speak to someone .....	133
Making business appointments .....	133
Dealing with voice mail .....	135

**Chapter 9: I Get Around: Transportation . . . . . 137**

Traveling by Plane .....	137
Making reservations .....	137
Getting some legwork out of the verb “to travel” .....	140
Registering at the airport .....	141
Boarding the plane .....	143
A brief departure on the verb “to arrive” .....	144
Going through immigration and customs .....	145
Getting Around on Land .....	147
Hailing a taxi .....	148
Taking a bus .....	149
Boarding a train .....	150
Asking for Directions .....	151
Asking “where” questions .....	151
Answering “where” questions .....	151

Asking with courtesy.....	153
Could you repeat that?.....	153
Using command forms .....	155

## **Chapter 10: Laying Down Your Weary Head:**

### **Hotel or Home . . . . . 159**

Choosing the Right Accommodation .....	160
Making a Reservation.....	162
Figuring out the price.....	163
Indicating the length of your stay.....	164
Checking In to the Hotel .....	165
Checking Out of the Hotel .....	167
Life at Home .....	168

## **Chapter 11: Dealing with Emergencies . . . . . 171**

Shouting Out for Help .....	171
A little help with the verb “to help” .....	172
Lending a hand.....	175
Getting Medical Help.....	176
Locating the appropriate doctor .....	176
Talking about your body .....	177
Explaining your symptoms.....	178
Getting treatment .....	179
Acquiring Legal Help.....	180

## **Chapter 12: Ten Favorite Arabic Expressions. . . . 183**

marHaba bikum!.....	183
mumtaaz! .....	183
al-Hamdu li-llah .....	184
inshaa’ allah .....	184
mabruk!.....	185
bi ‘idni allah.....	185
bi SaHHa .....	185
taHiyyaat.....	186
muballagh .....	186
tabaaraka allah .....	187

## **Chapter 13: Ten Great Arabic Proverbs . . . . . 189**


al-’amthaal noor al-kalaam. ....	189
‘a’mal khayr wa ‘ilqahu fii al-baHr.....	189
‘uTlubuu al-’ilm min al-mahd ‘ilaa al-laHd.....	190
yad waaHida maa tusaffiq. ....	190
al-Harbaa’ laa Yughaadir shajaratuh hattaa yakun mu’akkid ‘an shajara ‘ukhraa. ....	190

khaTa' ma'roof 'aHsan min Haqiiqa ghayr ma'roofa. ....	191
as-sirr mithel al-Hamaama: 'indamaa yughaadir yadii yaTiir. ....	191
al-'aql li an-niDHaar wa al-kalb li as-simaa'.....	192
kul yawm min Hayaatuk SaffHa min taariikhuk. ....	192
li faatik bi liila faatik bi Hiila.....	192

<b><i>Index</i>.....</b>	<b>193</b>
--------------------------	------------

# The 5<sup>th</sup> Wave

By Rich Tennant



"I think your Arabic is coming along fine for your trip to Casablanca, with or without the Humphrey Bogart impression."

# Introduction

---

**A**rabic, the official language of more than 20 countries, is the mother tongue of more than 300 million people. It's spoken throughout the Middle East, from Morocco to Iraq. Also, because Arabic is the language of the Koran and Islam, it's understood by more than 1.2 billion people across the world.

Due to recent geopolitical events, Arabic has catapulted to the top of the list of important world languages. Even in countries where Arabic isn't the official language, people are scrambling to master this vital global language.

*Arabic Phrases For Dummies* is designed to equip you with phrases necessary to function in many life situations, from shopping to visiting the theater. So buckle up and enjoy the journey!

## About This Book

*Arabic Phrases For Dummies* is modular in nature; every chapter is organized in such a way that you don't have to read the whole book in order to understand the topic that's discussed. Feel free to jump through chapters and sections to suit your specific needs. Also, every grammatical and linguistic point is explained in plain English so that you can incorporate the concept immediately.

There are basically three different types of Arabic: Koranic Arabic, local dialects, and Modern Standard Arabic:

- ✔ **Koranic Arabic** is the Arabic used to write the Koran, the holy book for Muslims. This form of Arabic is very rigid and hasn't changed much since the Koran was written approximately

1,500 years ago. Koranic Arabic is widely used in religious circles for prayer, discussions of Islamic issues, and serious deliberations. Its usage is limited primarily within a strict religious context. It's the equivalent of Biblical English.

- ✓ **The regional dialects** are the most informal type of Arabic. They tend to fall into three geographical categories: the North African dialect (Morocco, Algeria, Tunisia, and Libya); the Egyptian dialect (Egypt, parts of Syria, Palestine, and Jordan); and Gulf Arabic (Saudi Arabia, Kuwait, Iraq, Qatar, and the United Arab Emirates). Even though the words are pronounced differently and some of the everyday expressions differ dramatically from region to region, speakers from different regions can understand each other.
- ✓ **Modern Standard Arabic (MSA)** is the most widely used and understood form of Arabic in the world. While it's not the native language of any speaker of Arabic, it's used in schools, news broadcasts, and other formal settings. It's less rigid than Koranic Arabic but more formal than the local dialects.

This book focuses on MSA, but I include examples from regional dialects as well.

## *Conventions Used in This Book*

Here are a couple key conventions I use throughout the book:

- ✓ I present Arabic phrases in *transliteration* (Arabic sounds represented with English characters). You can see the Arabic alphabet in Chapter 1.
- ✓ Throughout the book, each new Arabic word appears in **boldface**. It's followed by its pronunciation and its English translation in parentheses.

## Foolish Assumptions

In writing *Arabic Phrases For Dummies*, I made the following assumptions about my readers:

- ✔ You've had little or no exposure to the Arabic language, or else you've been exposed to Arabic but need to brush up on your language skills.
- ✔ You're interested in mastering Arabic for either personal or professional reasons.
- ✔ You want to be able to speak a few words and phrases now so that you can communicate basic information in Arabic.

## Icons Used in This Book

To help you get in and get out of this book easily and efficiently, I use icons that identify important pieces of information by category. The following icons appear in this book:



When you see this icon, read carefully. It points to information that will directly improve your Arabic language skills.



I use this icon to bring your attention to information that you definitely want to keep in mind when studying and practicing Arabic.



Even though this isn't a grammar book, it does include important grammar lessons you need to be aware of. This icon is attached to major grammar points that will help you learn and use the Arabic language.



This icon points out nonverbal methods of communication common in Arabic-speaking countries and among Arabic speakers. I use this icon to fill the gap between language and culture so that you know the cultural contexts in which you can use newly discovered words and phrases.

## *Where to Go from Here*

Go ahead and start anywhere. You don't have to go in a specific order. Just choose a topic that seems appealing, find the corresponding chapter in the table of contents, and start learning Arabic!

But if you've never taken Arabic before, you may want to read Chapters 1 and 2 before tackling the later chapters. They give you some basics, such as how to pronounce the sounds.



## Chapter 1

# I Say It How? Speaking Arabic

---

### *In This Chapter*

- ▶ Discovering English words that come from Arabic
  - ▶ Figuring out the Arabic alphabet
  - ▶ Practicing the sounds
- 

**M**arHaba (*mahr-hah-bah*; welcome) to the wonderful world of Arabic! In this chapter, I ease you into the language by showing you some familiar English words that trace their roots to Arabic. You discover the Arabic alphabet and its beautiful letters, and I give you tips on how to pronounce those letters.

Part of exploring a new language is discovering a new culture and a new way of looking at things, so in this first chapter of *Arabic Phrases For Dummies*, you begin your discovery of Arabic and its unique characteristics.

## *Taking Stock of What's Familiar*

If English is your primary language, part of grasping a new **lougha** (*loo-ghah*; language) is creating connections between the **kalimaat** (*kah-lee-maht*; words) of the **lougha**, in this case Arabic and English. You may be surprised to hear that quite a few English words trace their origins to Arabic. For example, did you know that “magazine,” “candy,” and “coffee” are

actually Arabic words? Table 1-1 lists some familiar English words with Arabic origins.

<i>English</i>	<i>Arabic Origin</i>	<i>Arabic Meaning</i>
admiral	amir al-baHr	Ruler of the Sea
alcohol	al-kuHul	a mixture of powdered antimony
alcove	al-qubba	a dome or arch
algebra	al-jabr	to reduce or consolidate
almanac	al-manakh	a calendar
arsenal	daar As-SinaaH	house of manufacture
azure	al-azward	lapis lazuli
candy	qand	cane sugar
coffee	qahwa	coffee
cotton	quTun	cotton
elixir	al-iksiir	philosopher's stone
gazelle	ghazaal	gazelle
hazard	az-zahr	dice
magazine	al-makhzan	a storehouse; a place of storage
mattress	matraH	a place where things are thrown
ream	rizma	a bundle
saffron	za'fran	saffron
Sahara	SaHraa'	desert
satin	zaytuun	Arabic name for a Chinese city
sherbet	sharaba	to drink
sofa	Sofaa	a cushion
sugar	sukkar	sugar
zero	Sifr	zero

As you can see from the table, Arabic has had a major influence on the English language. Some English words such as “admiral” and “arsenal” have an indirect Arabic origin, whereas others, such as “coffee” and “cotton,” are exact matches. The influence runs the other way, too, especially when it comes to relatively contemporary terms. For example, the word **tilifizyuun** (*tee-lee-fee-zee-yoon*; television) comes straight from the word “television.”

## *Discovering the Arabic Alphabet*

Unlike English and other Romance languages, you write and read Arabic from right to left. Like English, Arabic has both vowels and consonants, but the vowels in Arabic aren’t actual letters. Rather, Arabic vowels are symbols that you place on top of or below consonants to create certain sounds. As for consonants, Arabic has 28 different consonants, and each one is represented by a letter. In order to vocalize these letters, you place a vowel above or below the particular consonant. For example, when you put a **fatHa**, a vowel representing the “ah” sound, above the consonant representing the letter “b,” you get the sound “bah.” When you take the same consonant and use a **kasra**, which represents the “ee” sound, you get the sound “bee.”

### *All about vowels*

Arabic has three main vowels. Luckily, they’re very simple to pronounce because they’re similar to English vowels. However, it’s important to realize that Arabic also has vowel derivatives that are as important as the main vowels. These vowel derivatives fall into three categories: *double vowels*, *long vowels*, and *diphthongs*. In this section, I walk you through all the different vowels, vowel derivatives, and vowel combinations.

#### *Main vowels*

The three main Arabic vowels are:

- ✓ **fatHa:** The first main vowel in Arabic is called a **fatHa** (*feht-hah*). A **fatHa** is the equivalent of the short “a” in “hat” or “cat.” Occasionally, a **fatHa** also sounds like the short “e” in “bet” or “set.” Much like the other vowels, the way you pronounce a **fatHa** depends on what consonants come before or after it. In Arabic script, the **fatHa** is written as a small horizontal line above a consonant. In English transcription, which I use in this book, it’s simply represented by the letter “a,” as in the words **kalb** (*kah-leb*; dog) or **walad** (*wah-lahd*; boy).
- ✓ **damma:** The second main Arabic vowel is the **damma** (*dah-mah*). A **damma** sounds like the “uh” in “foot” or “book.” In Arabic script, it’s written like a tiny backward “e” above a particular consonant. In English transcription, it’s represented by the letter “u,” as in **funduq** (*foon-dook*; hotel) or **suHub** (*soo-hoob*; clouds).
- ✓ **kasra:** The third main vowel in Arabic is the **kasra** (*kahs-rah*), which sounds like the long “e” in “feet” or “treat.” The **kasra** is written the same way as a **fatHa** — as a small horizontal line — except that it goes underneath the consonant. In English transcription, it’s written as an “i,” as in **bint** (*bee-neht*; girl) or **‘islaam** (*ees-lahm*; Islam).

### Double vowels

One type of vowel derivative is the double vowel, which is known in Arabic as **tanwiin** (*tahn-ween*). The process of **tanwiin** is a fairly simple one: Basically, you take a main vowel and place the same vowel right next to it, thus creating two vowels, or a double vowel. The sound that the double vowel makes depends on the main vowel that’s doubled. Here are all possible combinations of double vowels:

- ✓ **Double fatHa:** **tanwiin** with **fatHa** creates the “an” sound, as in **‘ahlan wa sahlan** (*ahel-an wah sahel-an*; Hi).
- ✓ **Double damma:** **tanwiin** with **damma** creates the “oun” sound. For example, **kouratoun** (*koo-rah-toon*; ball) contains a double **damma**.

- ✓ **Double kasra: tanwiin** with **kasra** makes the “een” sound, as in **SaffHatin** (*sahf-hah-teen*; page).

### *Long vowels*

Long vowels are derivatives that elongate the main vowels. Think of the difference between long vowels and short (main) vowels in terms of a musical beat, and you should be able to differentiate between them much more easily. If a main vowel lasts for one beat, then its long vowel equivalent lasts for two beats. Whereas you create double vowels by writing two main vowels next to each other, you create long vowels by adding a letter to one of the main vowels. Each main vowel has a corresponding consonant that elongates it. Here are a few examples to help you get your head around this long-vowel process:

- ✓ To create a long vowel form of a **fatHa**, you attach an ‘**alif**’ to the consonant that the **fatHa** is associated with. In English transcription, the long **fatHa** form is written as “aa,” such as in **kitaab** (*kee-taab*; book) or **baab** (*bahb*; door). The “aa” means that you hold the vowel sound for two beats as opposed to one.
- ✓ The long vowel form of **damma** is obtained by attaching a **waaw** to the consonant with the **damma**. This addition elongates the vowel “uh” into a more pronounced “uu,” such as in **nuur** (*noohr*; light) or **ghuul** (*ghoohl*; ghost). Make sure you hold the “uu” vowel for two beats and not one.
- ✓ To create a long vowel form of a **kasra**, you attach a **yaa**’ to the consonant with the **kasra**. Just as the ‘**alif**’ elongates the **fatHa** and the **waaw** elongates the **damma**, the **yaa**’ elongates the **kasra**. Some examples include the “ii” in words like **kabiir** (*kah-beer*; big) and **Saghiir** (*sah-gheer*; small).

The Arabic characters for the long vowels are shown in Table 1-2.

**Table 1-2 Arabic Vowel Characters**

<i>Arabic</i>	<i>Name of the Character</i>	<i>Explanation</i>
ا	'alif	To create a long vowel form of a fatHa
و	waaw	To create a long vowel form of a damma
ي	yaa'	To create a long vowel form of a kasra

### *Diphthongs*

Diphthongs in Arabic are a special category of vowels because, in essence, they're monosyllabic sounds that begin with one vowel and glide into another vowel. A common example in English is the sound at the end of the word "toy." Fortunately, Arabic has only two diphthong sounds used to distinguish between the **yaa'** and the **waaw** forms of long vowels. When you come across either of these two letters, one of the first questions to ask yourself is: "Is this a long vowel or a diphthong?" There's an easy way to determine which is which: When either the **yaa'** or the **waaw** is a diphthong, you see a **sukun** (*soo-koon*) above the consonant. A **sukun** is similar to the main vowels in that it's a little symbol (a small circle) that you place above the consonant. However, unlike the vowels, you don't vocalize the **sukun** — it's almost like a silent vowel. So when a **waaw** or **yaa'** has a **sukun** over it, you know that the sound is a diphthong. Here are some examples:

- ✓ **waaw** diphthongs: **yawm** (*yah-oom*; day); **nawm** (*nah-oom*; sleep); **Sawt** (*sah-oot*; noise)
- ✓ **yaa'** diphthongs: **bayt** (*bah-yet*; house); **'ayn** (*ah-yen*; eye); **layla** (*lah-ye-lah*; night)

### *All about consonants*

Arabic uses 28 different consonants, and each consonant is represented by a different letter. Because the Arabic alphabet is written in cursive, most of the letters connect with each other. For this reason, every single letter that represents a consonant actually can be written four different ways depending on its position in a word — whether it's in the initial, medial, or final position, or whether it stands alone. In English transcription of the Arabic script, all letters are case-sensitive.

Thankfully, most of the consonants in Arabic have English equivalents. Unfortunately, a few Arabic consonants are quite foreign to nonnative speakers. Table 1-3 shows all 28 Arabic consonants, how they're written in Arabic, how they're transcribed in English, and how they sound.

<i>Arabic Character</i>	<i>Name of the Letter</i>	<i>Pronunciation</i>	<i>Sounds Like . . .</i>	<i>Example</i>
ا	'alif ('a)	<i>ah-leef</i>	Sounds like the "a" in "apple"	'ab ( <i>ah-b</i> ; father)
ب	baa' (b)	<i>bah</i>	Sounds like the "b" in "boy"	baab ( <i>bahb</i> ; door)
ت	taa' (t)	<i>tah</i>	Sounds like the "t" in "table"	tilmiidh ( <i>teel-meez</i> ; student)
ث	thaa' (th)	<i>thah</i>	Sounds like the "th" in "think"	thalaatha ( <i>thah-lah-thah</i> ; three)
ج	jiim (j)	<i>jeem</i>	Sounds like the "s" in "measure"	jamiil ( <i>jah-meel</i> ; pretty)
ح	Haa' (H)	<i>hah</i>	No equivalent in English; imagine the sound you make when you want to blow on your reading glasses to clean them; that soft, raspy noise that comes out is the letter Haa'.	Harr ( <i>hah-r</i> ; hot)
خ	khaa' (kh)	<i>khah</i>	Sounds a lot like "Bach" in German or "Baruch" in Hebrew	khuukh ( <i>kh-oo-kh</i> ; peach)
د	daal (d)	<i>dahl</i>	Sounds like the "d" in dog	daar ( <i>dah-r</i> ; house)

(continued)

**Table 1-3 (continued)**

<b>Arabic Character</b>	<b>Name of the Letter</b>	<b>Pronunciation</b>	<b>Sounds Like . . .</b>	<b>Example</b>
ذ	dhaal (dh)	<i>dhahl</i>	Sounds like the "th" in those	dhahab ( <i>thah-hab</i> ; gold)
ر	raa' (r)	<i>rah</i>	Like the Spanish "r," rolled really fast	rajul ( <i>rah-jool</i> ; man)
ز	zaay (z)	<i>zay</i>	Sounds like the "z" in "zebra"	zawja ( <i>zah-oo-ja</i> ; wife)
س	siin (s)	<i>seen</i>	Sounds like the "s" in "snake"	samak ( <i>sah-mahk</i> ; fish)
ش	shiin (sh)	<i>sheen</i>	Sounds like the "sh" in "sheep"	shams ( <i>shah-mes</i> ; sun)
ص	Saad (S)	<i>sahd</i>	A very deep "s" sound you can make if you open your mouth really wide and lower your jaw	Sadiiq ( <i>sah-deek</i> ; friend)
ض	Daad (D)	<i>dahd</i>	A very deep "d" sound; the exact same sound as a Saad except that you use a "d" instead of an "s"	Dabaab ( <i>dah-bahb</i> ; fog)
ط	Taa' (T)	<i>tah</i>	A deep "t" sound; start off by saying a regular "t" and then lower your mouth to make it rounder	Tabiib ( <i>tah-beeb</i> ; doctor)
ظ	DHaa' (DH)	<i>dhah</i>	Take the "th" as in "those" and draw it to the back of your throat	DHahr ( <i>dha-her</i> ; back)



<b>Arabic Character</b>	<b>Name of the Letter</b>	<b>Pronunciation</b>	<b>Sounds Like . . .</b>	<b>Example</b>
ع	'ayn (')	<i>ayen</i>	No equivalent in any of the Romance languages; produced at the very back of the throat. Breathe heavily and consistently through your esophagus and then intermittently choke off the airflow so that you create a staccato noise	iraaq ( <i>ee-rahk</i> ; Iraq)
غ	ghayn (gh)	<i>ghayen</i>	Sounds like the French "r" in "rendezvous"; it's created at the back of the throat	ghariib ( <i>ghah-reeb</i> ; strange)
ف	faa' (f)	<i>fah</i>	Sounds like the "f" in "Frank"	funduq ( <i>foon-dook</i> ; hotel)
ق	qaaf (q)	<i>qahf</i>	Similar to the letter "k," but produced much farther at the back of the throat; you should feel airflow being constricted at the back of your throat	qahwa ( <i>qah-wah</i> ; coffee)
ك	kaaf (k)	<i>kahf</i>	Sounds like the "k" in "keeper"	kutub ( <i>koo-toob</i> ; books)

(continued)

**Table 1-3 (continued)**

<b>Arabic Character</b>	<b>Name of the Letter</b>	<b>Pronunciation</b>	<b>Sounds Like ...</b>	<b>Example</b>
ل	laam (l)	<i>lahm</i>	Sounds like the "l" in "llama"	lisaan ( <i>lee-sahn</i> ; tongue)
م	miim (m)	<i>meem</i>	Sounds like the "m" in "Mary"	Makhzan ( <i>mah-khzan</i> ; storehouse)
ن	nuun (n)	<i>noon</i>	Sounds like the "n" in "no"	naDHiif ( <i>nah-dheef</i> ; clean)
ه	haa' (h)	<i>haah</i>	Created by exhaling heavily; very different from the Haa' earlier in the list. (Think of yourself as a marathon runner who's just finished a long race and is breathing heavily through the lungs to replenish your oxygen.)	huwa ( <i>hoo-wah</i> ; him)
و	waaw (w)	<i>wahw</i>	Sounds like the "w" in "winner"	waziir ( <i>wah-zeer</i> ; minister)
ي	yaa' (y)	<i>yaah</i>	Sounds like the "y" in "yes"	yamiin ( <i>yah-meen</i> ; right)

To sound as fluent as possible, memorize as many of the letters as you can and try to associate each letter with the Arabic words in which it appears. The trick to getting the pronunciation of some of the more exotic Arabic sounds is repetition, repetition, and even more repetition!

## Tackling Tough Letters and Words

In this section, I help you focus on pronunciation of difficult letters. Here are some difficult letters and some related words you should familiarize yourself with:

- ✓ **Haa'**: **Hamraa'** (*hahm-raah*; red); **Hassan** (*hah-san*; man's name); **Hiwaar** (*hee-war*; conversation); **Haziin** (*hah-zeen*; sad)
- ✓ **'ayn**: **'ajjib** (*ah-jeeb*; amazing); **'aziima** (*ah-zee-mah*; determination); **'ariid** (*ah-reed*; wide)
- ✓ **qaaf**: **qif** (*kee-f*; stop); **qird** (*kee-red*; monkey); **qaws** (*qah-wes*; bow)
- ✓ **ghayn**: **ghaDbaan** (*ghad-bahn*; angry); **ghurfa** (*ghoor-fah*; room); **ghadan** (*ghah-dan*; tomorrow)



The difference between native Arabic speakers and nonnatives is enunciation. So your challenge is to enunciate your letters clearly — particularly the more difficult ones. Practice these words over and over until you feel comfortable repeating them quickly and distinctly.

## Addressing Arabic Transcription

The transcription I use in this book is a widely used and universally recognized method of transcribing Arabic to English. Students of Arabic across the United States and around the world use this method. It's very helpful for beginners because it allows you to speak the language without actually knowing how to read Arabic script.

In the transcription method used in this book, every letter in Arabic is represented by a letter in Roman script. It's important to note that this method is case-sensitive, which means that a lowercase Roman letter represents a different letter in the Arabic script than a capital Roman letter.



Transcription is a very helpful tool for beginners, but it's recommended that intermediate and advanced students of Arabic master the fundamentals of the Arabic script.

## Chapter 2

# Grammar on a Diet: Just the Basics

---

### *In This Chapter*

- ▶ Playing around with nouns and adjectives
  - ▶ Using definite and indefinite articles
  - ▶ Forming simple sentences
  - ▶ Getting to know Arabic verbs
- 

**G**rammar is the glue that binds all the different elements of language together and allows us to communicate using a defined set of rules. This chapter gives you the most important of those rules.

## *Introducing Nouns, Adjectives, and Articles*

Nouns name a person, place, thing, quality, or action. Adjectives modify nouns. Although nouns and adjectives go hand in hand, the best way to understand how they work in Arabic is to address each one separately.

## Getting a grip on nouns

In Arabic, every noun has a masculine, feminine, singular, and plural form. Table 2-1 lists some common Arabic nouns. You'll notice that I've listed both singular and plural forms of some nouns, as well as masculine (M) and feminine (F) forms of others.

<b>Table 2-1 Common Nouns in Arabic</b>		
<i>Arabic</i>	<i>Pronunciation</i>	<i>Translation</i>
walad	wah-lad	boy
'awlaad	aw-lad	boys
bint	bee-net	girl
banaat	bah-nat	girls
tilmiidh	teel-meez	student (M)
tilmiidha	teel-mee-zah	student (F)
mudarris	moo-dah-rees	teacher (M)
mudarrisa	moo-dah-ree-sah	teacher (F)
kitaab	kee-tab	book
Taawila	tah-wee-lah	table
sayyaara	sah-yah-rah	car

## Identifying adjectives

In Arabic, an adjective must be in agreement with the noun it modifies in both gender and plurality. Table 2-2 presents some common adjectives in both the feminine and masculine forms.

<b>Table 2-2 Common Adjectives in Arabic</b>		
<i>Arabic</i>	<i>Pronunciation</i>	<i>Translation</i>
kabiir	kah-beer	big (M)
kabiira	kah-bee-rah	big (F)

<i>Arabic</i>	<i>Pronunciation</i>	<i>Translation</i>
<b>Saghiir</b>	<i>sah-gheer</i>	small (M)
<b>Saghiira</b>	<i>sah-ghee-rah</i>	small (F)
<b>Tawiil</b>	<i>tah-weel</i>	tall (M)
<b>Tawiila</b>	<i>tah-wee-lah</i>	tall (F)
<b>qaSiir</b>	<i>qah-seer</i>	short (M)
<b>qaSiira</b>	<i>qah-see-rah</i>	short (F)
<b>jamiil</b>	<i>jah-meel</i>	beautiful/ handsome (M)
<b>jamiila</b>	<i>jah-mee-lah</i>	beautiful/pretty (F)

Notice that all you do is add the suffix **-a** to the masculine adjective to obtain its feminine form. This rule applies to all regular adjective forms.



One of the biggest differences between adjective and noun interactions in the English and Arabic languages is that nouns in Arabic come *before* the adjectives. In English, nouns always come *after* their adjectives.

### ***Discovering definite and indefinite articles (and the sun and moon)***

A common trait that nouns and adjectives share in the Arabic language is that both can be modified using definite article prefixes. To refresh your memory, an *article* is a part of speech that you use to indicate nouns or adjectives and specify their applications. In English, there are two types of articles: indefinite and definite. The indefinite articles in English

are “a” and “an,” such as in “a book” or “an umbrella.” The definite article is the word “the,” as in “the book” or “the umbrella.”

Unlike English, Arabic has no outright indefinite article; instead, the indefinite article in Arabic is always implied. For example, when you say **kitaab** (*kee-tab*; book), you mean both “book” and “a book.” Similarly, **madrasa** (*mad-rah-sah*; school) means both “school” and “a school.” However, Arabic does employ a definite article, which is the prefix you attach to either the noun or the adjective you want to define.

### *The rule*

The definite article in Arabic is the prefix **al-**. When you want to define a noun or adjective, you simply attach this prefix to the word. For example, “the book” is **al-kitaab**, and “the school” is **al-madrasa**.

### *The inevitable exceptions*



Sometimes, the “l” in the prefix **al-** drops off and is replaced by a letter identical to the first letter of the word being defined. For example, the word **nuur** (*noor*) means “light” in Arabic. If you want to say “the light,” you say **an-nuur** (*ah-noor*), replacing the “l” in **al-** with the first letter of the definite word.

So how do you know whether to use **al-** or another definite article prefix format? The answer’s really cool. Every single letter in Arabic falls into one of two categories: sun letters and moon letters. Every word that begins with a moon letter gets the prefix **al-**, and every word that begins with a sun letter gets the prefix **a-** followed by its sun letter. Table 2-3 lists all the sun letters. Every other letter in Arabic is automatically a moon letter.



Table 2-3		The Sun Letters	
Arabic	Pronunciation	Translation	
ت	taa	t	
ث	thaa	th	
د	daal	d	
ذ	dhaal	dh	
ر	raa	r	
ز	zay	z	
س	siin	s	
ش	shiin	sh	
ص	Saad	S	
ض	Daad	D	
ط	Taa	T	
ظ	Dhaa	DH	
ن	nuun	n	

### *Understanding the interaction between nouns and adjectives*

In Arabic, the way you pair up nouns and adjectives creates definite and indefinite phrases.

#### *Indefinite phrases*

To create an indefinite phrase, all you do is take an undefined noun and add to it an undefined adjective. For example, to say “a big book” or “big book,” you add the adjective **kabiir** (*kah-beer*; big) to the noun **kitaab** (*kee-tab*; book). So the phrase **kitaab kabiir** means “a big book” in Arabic. Here are some other examples:

- ✓ **walad Tawiil** (*wah-lad tah-weel*; a tall boy)
- ✓ **bint jamiila** (*bee-net jah-mee-lah*; a pretty girl)
- ✓ **Taawila Hamraa'** (*tah-wee-lah ham-rah*; a red table)

Adding more descriptive words to the noun is very simple: Because adjectives follow the noun in Arabic, you just add an extra adjective and you're done! But don't forget to add the conjunction **wa** (*wah*; and) between the adjectives. Check out some examples:

- ✓ **walad Tawiil wa kabiir** (*wah-lad tah-weel wah kah-beer*; a tall and big boy)
- ✓ **bint Tawiila wa jamiila** (*bee-net tah-wee-lah wah jah-mee-lah*; a tall and pretty girl)
- ✓ **Taawila Hamraa' wa qaSiira** (*tah-wee-lah ham-rah wah qah-see-rah*; a red and short table)

### Definite phrases

The biggest difference between creating an indefinite phrase and a definite phrase is the use of the definite article prefix **al-**. Both noun and adjective must be defined using the definite article prefix. For example, to say “the big book,” you say **al-kitaab al-kabiir**. Here are some examples of definite phrases:

- ✓ **al-walad aT-Tawiil** (*al-wah-lad ah-tah-weel*; the big boy)
- ✓ **al-bint al-jamiila** (*al-bee-net al-jah-mee-lah*; the pretty girl)
- ✓ **aT-Taawila al-Hamraa'** (*ah-tah-wee-lah al-ham-rah*; the red table)

Using similar patterns, you can create a defined phrase using multiple adjectives. Just like in indefinite phrases, make sure you use the conjunction **wa** between adjectives:

- ✓ **al-walad aT-Tawiil wa al-kabiir** (*al-wah-lad ah-tah-weel wah al-kah-beer*; the tall and big boy)
- ✓ **al-bint aT-Tawiila wa al-jamiila** (*al-bee-net ah-tah-wee-lah wah al-jah-mee-lah*; the tall and pretty girl)
- ✓ **aT-Taawila al-Hamraa' wa al-qaSiira** (*ah-tah-wee-lah al-ham-rah wah al-qah-see-rah*; the red and short table)

## Creating Simple, Verb-Free Sentences

There are two ways to form sentences in Arabic: You can manipulate definite and indefinite nouns and adjectives, or you can pull together nouns, adjectives, and verbs.

### *To be or not to be: Sentences without verbs*



There's actually no "to be" verb in the Arabic language. You create "to be" sentences by manipulating indefinite and definite nouns and adjectives.

When you put an indefinite noun with an indefinite adjective, you create an indefinite phrase. Similarly, when you add a definite adjective to a definite noun, you end up with a definite phrase. So what happens when you combine a definite noun with an indefinite adjective? This combination — defined noun and undefined adjective — produces an "is/are" sentence similar to what you get when you use the verb "to be" in English.

Take the defined noun **al-kitaab** (the book) and add to it the indefinite adjective **kabiir** (big). The resulting phrase is **al-kitaab kabiir**, which means "The book is big." Here are some more examples to illustrate the construction of "is/are" sentences:

- ✓ **as-sayyaara khadraa'**. (*ah-sah-yah-rah kad-rah*; The car is green.)
- ✓ **aT-Taaliba dakiya**. (*ah-tah-lee-bah dah-kee-yah*; The student is smart.) (F)
- ✓ **al-'ustaadh Tawiil**. (*al-oos-taz tah-weel*; The professor is tall.) (M)

If you want to use additional adjectives in these verb-free sentences, you simply add the conjunction **wa**. Here are some examples of "is/are" sentences with multiple adjectives:

- ✓ **as-sayyaara khadraa' wa sarii'a.** (*ah-sah-yah-rah kad-rah wah sah-ree-ah*; The car is green and fast.)
- ✓ **aT-Taaliba dakiya wa laTiifa.** (*ah-tah-lee-bah dah-kee-yah wah lah-tee-fah*; The student is smart and nice.) (F)
- ✓ **al-'ustadh Tawiil wa Sa'b.** (*al-oos-taz tah-weel wah sahb*; The professor is tall and difficult.) (M)

This construct is fairly flexible, and if you change the nature of one of the adjectives, you radically alter the meaning of the **jumla** (*joom-lah*; sentence). For instance, the examples all show a defined noun with two indefinite adjectives. What happens when you mix things up and add an indefinite noun to an indefinite adjective and a definite adjective?

Consider the example **al-bint SaHiiHa wa qawiiya** (The girl is healthy and strong). Keep **al-bint** as a definite noun but change the indefinite adjective **SaHiiHa** into its definite version, **aS-SaHiiHa**; also, drop the **wa**, and keep **qawiiya** as an indefinite adjective. The resulting phrase is **al-bint aS-SaHiiHa qawiiya**, which means “The healthy girl is strong.”

You can grasp what’s going on here by dividing the terms into clauses: The first clause is the definite noun/definite adjective combination **al-bint aS-SaHiiHa** (the healthy girl); the second clause is the indefinite adjective **qawiiya** (strong). Combining these clauses is the same as combining a definite noun with an indefinite adjective — the result is an “is/are” sentence. Here are more examples to help clear up any confusion regarding this concept:

- ✓ **as-sayyaara al-khadraa' sarii'a.** (*ah-sah-yah-rah al-kad-rah sah-ree-ah*; The green car is fast.)
- ✓ **aT-Taaliba ad-dhakiya laTiifa.** (*ah-tah-lee-bah ah-dhah-kee-yah lah-tee-fah*; The smart student is nice.) (F)
- ✓ **al-'ustadh aT-Tawiil Sa'b.** (*al-oos-taz ah-tah-weel sahb*; The tall professor is difficult.) (M)

## *Building sentences with common prepositions*

*Prepositions* indicate a relationship between substantive and other types of words, such as adjectives, verbs, nouns, or other substantives. Table 2-4 lists the most common prepositions you're likely to use in Arabic.

<b>Table 2-4 Common Prepositions</b>		
<i>Arabic</i>	<i>Pronunciation</i>	<i>Translation</i>
<b>min</b>	<i>meen</i>	from
<b>fii</b>	<i>fee</i>	in
<b>'ilaa</b>	<i>ee-lah</i>	to
<b>ma'a</b>	<i>mah-ah</i>	with
<b>'alaa</b>	<i>ah-lah</i>	on
<b>qariib min</b>	<i>qah-reeb meen</i>	close to
<b>ba'iid min</b>	<i>bah-eed meen</i>	far from
<b>'amaama</b>	<i>ah-mah-mah</i>	in front of
<b>waraa'a</b>	<i>wah-rah-ah</i>	behind
<b>taHta</b>	<i>tah-tah</i>	underneath
<b>fawqa</b>	<i>faw-qah</i>	above
<b>bijaanibi</b>	<i>bee-jah-nee-bee</i>	next to

You can use these prepositions to construct clauses and phrases using both indefinite and definite nouns and adjectives. Here are some examples:

- ✓ **al-'ustaadha fii al-jaami'a.** (*al-oos-tah-zah fee al-jah-mee-ah*; The professor is in the university.) (F)
- ✓ **al-maT'am bijaanibi al-funduq.** (*al-mat-ham bee-jah-nee-bee al-foon-dook*; The restaurant is next to the hotel.)

- ✓ **as-sayyaara al-bayDaa' waraa'a al-manzil.** (*ah-sah-yah-rah al-bay-dah wah-rah-ah al-man-zeel*; The white car is behind the house.)
- ✓ **al-walad al-laTiif ma'a al-mudarris.** (*al-wah-lad ah-lah-teef mah-ah al-moo-dah-rees*; The nice boy is with the teacher.)

In addition, you can use multiple adjectives with both the subject and object nouns:

- ✓ **al-'imra'a al-jamiila fii as-sayyaara as-sarii'a.** (*al-eem-rah-ah al-jah-mee-lah fee ah-sah-yah-rah ah-sah-ree-ah*; The beautiful woman is in the fast car.)
- ✓ **al-mudarissa ad-dakiyya 'amaama al-madrasa al-bayDaa'.** (*al-moo-dah-ree-sah ah-dah-kee-yah ah-mah-mah al-mad-rah-sah al-bay-dah*; The smart teacher is in front of the white school.) (F)
- ✓ **al-kursiyy aS-Saghiir waraa'a aT-Taawila al-kabiira.** (*al-koor-see ah-sah-gheer wah-rah-ah ah-tah-wee-lah al-kah-bee-rah*; The small chair is behind the big table.)

## Using demonstratives and forming sentences

A *demonstrative* indicates the noun that you're referring to. Common demonstratives in English are the words "this" and "that." If a demonstrative refers to a number of objects (such as "those" or "these"), it's gender-neutral and may be used for both masculine and feminine objects. If you're using a singular demonstrative ("this" or "that"), it must agree with the gender of the object being singled out.

Following are demonstratives in the singular format:

- ✓ **haadhaa** (*hah-zah*; this) (M)
- ✓ **haadhihi** (*hah-zee-hee*; this) (F)
- ✓ **dhaalika** (*zah-lee-kah*; that) (M)
- ✓ **tilka** (*teel-kah*; that) (F)

Here are the plural demonstratives, which are gender-neutral:

- ✓ **haa'ulaa'i** (*hah-oo-lah-ee*; these)
- ✓ **'ulaa'ika** (*oo-lah-ee-kah*; those)

You can combine demonstratives with both definite and indefinite nouns and adjectives. For example, to say “this boy,” add the definite noun **al-walad** (boy) to the demonstrative **haadhaa** (this; M); because demonstratives always come before the nouns they identify, the resulting phrase is **haadhaa al-walad**. Here are more examples of this construct:

- ✓ **haadhihi al-bint** (*hah-zee-hee al-bee-net*; this girl)
- ✓ **'ulaa'ika al-banaat** (*oo-lah-ee-kah al-bah-nat*; those girls)
- ✓ **haa'ulaa'i al-'awlaad** (*hah-oo-lah-ee al-aw-lad*; these boys)
- ✓ **tilka al-'ustaadha** (*teel-kah al-oos-tah-zah*; that professor) (F)
- ✓ **dhaalika al-kitaab** (*zah-lee-kah al-kee-tab*; that book)

When a demonstrative is followed by a defined noun, you get a definite clause, as in the examples in the preceding list. However, when you attach an indefinite noun to a demonstrative, the result is an “is/are” sentence. For instance, if you add the demonstrative **haadhaa** to the indefinite subject noun **walad**, you get **haadhaa walad** (*hah-zah wah-lad*; This is a boy). Using the examples from the preceding list, I show you what happens when you drop the definite article from the subject noun in a demonstrative clause:

- ✓ **haadhihi bint.** (*hah-zee-hee bee-net*; This is a girl.)
- ✓ **'ulaa'ika banaat.** (*oo-lah-ee-kah bah-nat*; Those are girls.)

- ✓ **haa'ulaa'i 'awlaad.** (*hah-oo-lah-ee aw-lad*; These are boys.)
- ✓ **tilka 'ustaadha.** (*teel-kah oos-tah-zah*; That is a professor.) (F)
- ✓ **dhaalika kitaab.** (*zah-lee-kah kee-tab*; That is a book.)

When you combine a demonstrative clause with a definite subject noun and an indefinite adjective, the resulting phrase is a more descriptive “is/are” sentence:

- ✓ **haadhihi al-bint jamiila.** (*hah-zee-hee al-bee-net jah-mee-lah*; This girl is pretty.)
- ✓ **'ulaa'ika al-banaat Tawiilaat.** (*oo-lah-ee-kah al-bah-nat tah-wee-lat*; Those girls are tall.)
- ✓ **tilka al-madrasa kabiira.** (*teel-kah al-mad-rah-sah kah-bee-rah*; That school is big.)

Conversely, when you combine a demonstrative clause with a definite subject noun and a definite adjective, you get a regular demonstrative phrase:

- ✓ **haadhaa ar-rajul al-jamiil** (*hah-zah ah-rah-jool al-jah-meel*; that handsome man)
- ✓ **dhaalika al-kitaab al-'ajib** (*zah-lee-kah al-kee-tab al-ah-jeeb*; that amazing book)
- ✓ **tilka al-madiina aS-Saghiira** (*teel-kah al-mah-dee-nah ah-sah-ghee-rah*; that small city)

## ***Forming “to be” sentences using personal pronouns***

Personal pronouns stand in for people, places, things, or ideas. Table 2-5 presents all the major personal pronouns in the Arabic language.





In the translation and conjugation tables in this section and throughout this book, in addition to singular and plural denotations, you see a form labeled *dual*. This number form doesn't exist in English. It is reserved for describing two items (no more, no less).

<b>Table 2-5 Personal Pronouns</b>		
<b>Arabic</b>	<b>Pronunciation</b>	<b>Translation</b>
'anaa	ah-nah	I/me
'anta	an-tah	you (MS)
'anti	an-tee	you (FS)
huwa	hoo-wah	he/it
hiya	hee-yah	she/it
naHnu	nah-noo	we
'antum	an-toom	you (MP)
'antunna	an-too-nah	you (FP)
hum	hoom	they (MP)
hunna	hoo-nah	they (FP)
'antumaa	an-too-mah	you (dual)
humaa	hoo-mah	they (M/dual)
humaa	hoo-mah	they (F/dual)

The personal pronoun always comes before the predicate noun that it designates, and it also creates an “is/are” sentence. For instance, when you say **hiya bint** (*hee-yah bee-net*), you mean “She is a girl.” Similarly, **huwa walad** (*hoo-wah wah-lad*) means “He is a boy.” The meaning changes slightly when the subject noun is defined. For example, **hiya al-bint** means “She is the girl,” and **huwa al-walad** means “He is the boy.” Here are some more examples:

- ✓ **'anaa rajul.** (*ah-nah rah-jool*; I am a man.)
- ✓ **'anaa ar-rajul.** (*ah-nah ah-rah-jool*; I am the man.)
- ✓ **hum 'awlaad.** (*hoom aw-lad*; They are boys.)
- ✓ **hiya al-'imra'a.** (*hee-yah al-eem-rah-ah*; She is the woman.)
- ✓ **'anta kabiir.** (*an-tah kah-beer*; You are big.) (MS)
- ✓ **'anti jamiila.** (*an-tee jah-mee-lah*; You are beautiful.) (FS)
- ✓ **'antum su'adaa'.** (*an-toom soo-ah-dah*; You are happy.) (MP)
- ✓ **'anti bint jamiila.** (*an-tee bee-net jah-mee-lah*; You are a pretty girl.)
- ✓ **'anta al-walad al-kabiir.** (*an-tah al-wah-lad al-kah-beer*; You are the big boy.)
- ✓ **hunna 'an-nisaa' al-laTiifaat.** (*hoo-nah ah-nee-sah ah-lah-tee-fat*; They are the nice women.)
- ✓ **hunna nisaa' laTiifaat.** (*hoo-nah nee-sah lah-tee-fat*; They are nice women.)
- ✓ **huwa rajul qawiiy.** (*hoo-wah rah-jool qah-wee*; He is a strong man.)
- ✓ **huwa ar-rajul al-qawiiy.** (*hoo-wah ah-rah-jool al-qah-wee*; He is the strong man.)

### ***Creating negative “to be” sentences***

Although Arabic doesn't have a “to be” regular verb to create “I am” or “you are” phrases, it does have a verb you use to say “I am not” or “you are not.” This special irregular verb **laysa** (*lay-sah*) creates negative “to be” sentences. Table 2-6 shows **laysa** conjugated using all the personal pronouns.

**Table 2-6 The Present Tense of the Verb *laysa* (Not To Be)**

<i>Form</i>	<i>Pronunciation</i>	<i>Translation</i>
'anaa lastu	ah-nah las-too	I am not
'anta lasta	an-tah las-tah	You are not (MS)
'anti lasti	an-tee las-tee	You are not (FS)
huwa laysa	hoo-wah lay-sah	He is not
hiya laysat	hee-yah lay-sat	She is not
naHnu lasnaa	nah-noo las-nah	We are not
'antum lastum	an-toom las-toom	You are not (MP)
'antunna lastunna	an-too-nah las-too-nah	You are not (FP)
hum laysuu	hoom lay-soo	They are not (MP)
hunna lasna	hoo-nah las-nah	They are not (FP)
antumaa lastu-maa	an-too-mah las-too-mah	You are not (dual/MP/FP)
humaa laysaa	hoo-mah lay-sah	They are not (dual/MP)
humaa laysataa	hoo-mah lay-sah-tah	They are not (dual/FP)

Following are some examples of negative “to be” sentences using the verb **laysa**:

- ✔ **'anaa lastu Taalib.** (*ah-nah las-too tah-leeb*; I am not a student.)
- ✔ **'anta lasta mariiD.** (*an-tah las-tah mah-reed*; You are not sick.) (M)
- ✔ **naHnu lasnaa fii al-madrasa.** (*nah-noo las-nah fee al-mad-rah-sah*; We are not in the school.)
- ✔ **al-bint aT-Tawiila laysat Da'iifa.** (*al-bee-net ah-tah-wee-lah lay-sat dah-ee-fah*; The tall girl is not weak.)

## *“To be” in the past tense*

Arabic’s verb for “was/were” (in other words, “to be” in the past tense) is **kaana** (*kah-nah*; was/were). Similar to the negative form of “to be,” the past form is an irregular verb form conjugated using all the personal pronouns. See Table 2-7.

**Table 2-7**      **The Past Tense of the Verb  
*kaana* (Was/Were)**

<i>Form</i>	<i>Pronunciation</i>	<i>Translation</i>
<b>'anaa kuntu</b>	<i>ah-nah koon-too</i>	I was
<b>'anta kunta</b>	<i>an-tah koon-tah</i>	You were (MS)
<b>'anti kunti</b>	<i>an-tee koon-tee</i>	You were (FS)
<b>huwa kaana</b>	<i>hoo-wah kah-nah</i>	He was
<b>hiya kaanat</b>	<i>hee-yah kah-nat</i>	She was
<b>naHnu kunnaa</b>	<i>nah-noo koo-nah</i>	We were
<b>'antum kuntum</b>	<i>an-toom koon-toom</i>	You were (MP)
<b>'antunna kuntunna</b>	<i>an-too-nah koon-too-nah</i>	You were (FP)
<b>hum kaanuu</b>	<i>hoom kah-noo</i>	They were (MP)
<b>hunna kunna</b>	<i>hoo-nah koo-nah</i>	They were (FP)
<b>antumaa kuntumaa</b>	<i>an-too-mah koon- too-mah</i>	You were (dual/ MP/FP)
<b>humaa kaanaa</b>	<i>hoo-mah kah-nah</i>	They were (dual/MP)
<b>humaa kaanataa</b>	<i>hoo-mah kah- nah-tah</i>	They were (dual/FP)

Here are some sentences featuring **kaana**:

- ✓ **'anaa kuntu mariiD.** (*ah-nah koon-too mah-reed*; I was sick.)
- ✓ **'anta kunta fii al-maktaba.** (*an-tah koon-tah fee al-mak-tah-bah*; You were in the library.)

- ✓ **hiya kaanat qariiba min al-manzil.** (*hee-yah kah-nat qah-ree-bah meen al-man-zeel*; She was close to the house.)
- ✓ **naHnu kunnaa fii al-masbaH.** (*nah-noo koo-nah fee al-mas-bah*; We were in the swimming pool.)
- ✓ **al-'imra'a wa ar-rajul kaanaa fii al-Hubb.** (*al-eem-rah-ah wah ah-rah-jool kah-nah fee al-hoob*; The woman and the man were in love.)

## Working with Verbs

Verb tenses in Arabic are fairly straightforward. Basically, you need to be concerned with only two proper verb forms: the past and the present. A future verb tense exists, but it's a derivative of the present tense that you achieve by attaching a prefix to the present tense of the verb.

### Digging up the past tense

The structural form of the past tense is one of the easiest grammatical structures in the Arabic language. First, you refer to all regular verbs in the past tense using the **huwa** (*hoo-wah*; he) personal pronoun. Second, the overwhelming majority of verbs in **huwa** form in the past tense have three consonants that are accompanied by the same vowel: the **fatHa** (*feht-hah*). The **fatHa** creates the “ah” sound.

For example, the verb “wrote” in the past tense is **kataba** (*kah-tah-bah*); its three consonants are “k,” “t,” and “b.” Here are some common verbs you may use while speaking Arabic:

- ✓ **'akala** (*ah-kah-lah*; ate)
- ✓ **fa'ala** (*fah-ah-lah*; did)
- ✓ **ra'a** (*rah-ah*; saw)

Table 2-8 shows the verb **kataba** (*kah-tah-bah*; wrote) conjugated using all the personal pronouns. Note that the first part of the verb remains constant; only its suffix changes depending on the personal pronoun used.

<b>Table 2-8 The Past Tense of the Verb <i>kataba</i> (To Write)</b>		
<b>Form</b>	<b>Pronunciation</b>	<b>Translation</b>
<b>'anaa katabtu</b>	<i>ah-nah kah-tab-too</i>	I wrote
<b>'anta katabta</b>	<i>an-tah kah-tab-tah</i>	You wrote (MS)
<b>'anti katabtii</b>	<i>an-tee kah-tab-tee</i>	You wrote (FS)
<b>huwa kataba</b>	<i>hoo-wah kah-tah-bah</i>	He wrote
<b>hiya katabat</b>	<i>hee-yah kah-tah-bat</i>	She wrote
<b>naHnu katabnaa</b>	<i>nah-noo kah-tab-nah</i>	We wrote
<b>'antum katabtum</b>	<i>an-toom kah-tab-toom</i>	You wrote (MP)
<b>'antunna katabtunna</b>	<i>an-too-nah kah-tab-too-nah</i>	You wrote (FP)
<b>hum katabuu</b>	<i>hoom kah-tah-boo</i>	They wrote (MP)
<b>hunna katabna</b>	<i>hoo-nah kah-tab-nah</i>	They wrote (FP)
<b>antumaa katabtumaa</b>	<i>an-too-mah kah-tab-too-mah</i>	You wrote (dual/MP/FP)
<b>humaa katabaa</b>	<i>hoo-mah kah-tah-bah</i>	They wrote (dual/MP)
<b>humaa katabataa</b>	<i>hoo-mah kah-tah-bah-tah</i>	They wrote (dual/FP)

Every personal pronoun has a corresponding suffix used to conjugate and identify the verb form in its specific tense. Table 2-9 outlines these specific suffixes.

**Table 2-9 Personal Pronoun Suffixes for Verbs in the Past Tense**

<i>Arabic Pronoun</i>	<i>Pronunciation</i>	<i>Translation</i>	<i>Verb Suffix</i>
'anaa	ah-nah	I/me	-tu
'anta	an-tah	you (MS)	-ta
'anti	an-tee	you (FS)	-tii
huwa	hoo-wah	he/it	-a
hiya	hee-yah	she/it	-at
naHnu	nah-noo	we	-naa
'antum	an-toom	you (MP)	-tum
'antunna	an-too-nah	you (FP)	tunna
hum	hoom	they (MP)	-uu
hunna	hoo-nah	they (FP)	-na
'antumaa	an-too-mah	you (dual)	tumaaa
humaa	hoo-mah	they (M/dual)	-aa
humaa	hoo-mah	they (F/dual)	-ataa

Anytime you come across a regular verb you want to conjugate in the past tense, use these verb suffixes with the corresponding personal pronouns.

Here are some simple sentences that combine nouns, adjectives, and verbs in the past tense:

- ✔ **'al-walad dhahaba 'ilaa al-madrassa.** (*al-wah-lad zah-hah-bah ee-lah al-mad-rah-sah*; The boy went to the school.)
- ✔ **'akalnaa Ta'aam ladhiidh.** (*ah-kal-nah tah-am lah-zeez*; We ate delicious food.)
- ✔ **dhahaba ar-rajul 'ilaa al-jaami'a fii as-sayaara.** (*zah-hah-bah ah-rah-jool ee-lah al-jah-mee-ah fee ah-sah-yah-rah*; The man went to the school in the car.)

Note that some regular verbs have more than three consonants, such as:

- ✓ **tafarraja** (*tah-fah-rah-jah*; watched)
- ✓ **takallama** (*tah-kah-lah-mah*; spoke)

To conjugate them, you keep the first part of the word constant and change only the last part of the word using the corresponding suffixes to match the personal pronouns.

### *Examining the present tense*

Conjugating verbs in the present tense is a bit trickier. Instead of changing only the ending of the verb, you must also alter its beginning.

To illustrate the difference between past and present tense, Table 2-10 conjugates the verb **kataba** (wrote) as **yaktubu** (*yak-too-boo*; to write).

**Table 2-10 The Present Tense of the Verb *yaktubu* (To Write)**

<i>Form</i>	<i>Pronunciation</i>	<i>Translation</i>
'anaa 'aktubu	ah-nah ak-too-boo	I am writing
'anta taktubu	an-tah tak-too-boo	You are writing (MS)
'anti taktubiina	an-tee tak-too- bee-nah	You are writing (FS)
huwa yaktubu	hoo-wah yak-too-boo	He is writing
hiya taktubu	hee-yah tak-too-boo	She is writing
naHnu naktubu	nah-noo nak-too-boo	We are writing
'antum taktubuuna	an-toom tak-too- boo-nah	You are writing (MP)



<i>Form</i>	<i>Pronunciation</i>	<i>Translation</i>
'antunna taktubna	an-too-nah tak-toob-nah	You are writing (FP)
hum yaktubuuna	hoom yak-too-boo-nah	They are writing (MP)
hunna yaktubna	hoo-nah yak-toob-nah	They are writing (FP)
antumaa taktubaani	an-too-mah tak-too-bah-nee	You are writing (dual/MP/FP)
humaa yaktubaani	hoo-mah yak-too-bah-nee	They are writing (dual/MP)
humaa taktubaani	hoo-mah tak-too-bah-nee	They are writing (dual/FP)

As you can see, you need to be familiar with both the prefixes and suffixes to conjugate verbs in the present tense. Table 2-11 includes every personal pronoun with its corresponding prefix and suffix for the present tense.

**Table 2-11 Personal Pronoun Prefixes and Suffixes for Verbs in the Present Tense**

<i>Arabic Pronoun</i>	<i>Pronunciation</i>	<i>Translation</i>	<i>Verb Prefix</i>	<i>Verb Suffix</i>
'anaa	ah-nah	I/me	'a-	-u
'anta	an-tah	you (MS)	ta-	-u
'anti	an-tee	you (FS)	ta-	-iina
huwa	hoo-wah	he/it	ya-	-u
hiya	hee-yah	she/it	ta-	-u

(continued)

Table 2-11 (continued)

Arabic Pronoun	Pronunciation	Translation	Verb Prefix	Verb Suffix
naHnu	<i>nah-noo</i>	we	na-	-u
'antum	<i>an-toom</i>	you (MP)	ta-	-uuna
'antunna	<i>an-too-nah</i>	you (FP)	ta-	-na
hum	<i>hoom</i>	they (MP)	ya-	-uuna
hunna	<i>hoo-nah</i>	they (FP)	ya-	-na
'antumaa	<i>an-too-mah</i>	you (dual)	ta-	-aani
humaa	<i>hoo-mah</i>	they (M/ dual)	ya-	-aani
humaa	<i>hoo-mah</i>	they (F/dual)	ta-	-aani

Aside from prefixes and suffixes, another major difference between the past and present tenses in Arabic is that every verb in the present tense has a dominant vowel that's unique and distinctive. For example, the dominant vowel in **yaktubu** is a **damma** (*dah-mah*; "ooh" sound). However, in the verb **yaf'alu** (*yaf-ah-loo*; to do), the dominant vowel is the **fatHa** (*feht-hah*; "ah" sound). This means that when you conjugate the verb **saf'alu** using the personal pronoun **'anaa**, you say **'anaa 'af'alu** and *not* **'anaa 'af'ulu**. For complete coverage of Arabic vowels (**damma**, **fatHa**, and **kasra**), check out Chapter 1.

The dominant vowel is always the middle vowel. Unfortunately, there's no hard rule you can use to determine which dominant vowel is associated with each verb. The best way to identify the dominant vowel is to look up the verb in the **qaamuus** (*qah-moos*; dictionary).

In this list, I divide up some of the most common Arabic verbs according to their dominant vowels:

### damma

- ✓ **yaktubu** (*yak-too-boo*; to write)
- ✓ **yadrusu** (*yad-roo-soo*; to study)
- ✓ **ya'kulu** (*yah-koo-loo*; to eat)
- ✓ **yaskunu** (*yas-koo-noo*; to live)

### fatHa

- ✓ **yaf'alu** (*yaf-ah-loo*; to do)
- ✓ **yaqra'u** (*yak-rah-oo*; to read)
- ✓ **yadhabu** (*yaz-hah-boo*; to go)
- ✓ **yaftahu** (*yaf-tah-hoo*; to open)

### kasra

- ✓ **yarji'u** (*yar-jee-oo*; to return)
- ✓ **ya'rifu** (*yah-ree-foo*; to know)



When you conjugate a verb in the present tense, you must do two things:

1. **Identify the dominant vowel that will be used to conjugate the verb using all personal pronouns.**
2. **Isolate the prefix and suffix that correspond to the appropriate personal pronoun.**

## *Peeking into the future tense*

You achieve the future tense by adding the prefix **sa-** to the existing present tense form of the verb. For example, **yaktubu** means “to write.” Add the prefix **sa-** to **yaktubu** and you get **sayaktubu**, which means “he will write.” Table 2-12 shows how to conjugate this verb.

**Table 2-12 The Future Tense of the Verb *sayaktubu* (To Write)**

<i>Form</i>	<i>Pronunciation</i>	<i>Translation</i>
'anaa sa'aktubu	ah-nah sah-ak-too-boo	I will write
'anta saktubu	an-tah sah-tak-too-boo	You will write (MS)
'anti saktubiina	an-tee sah-tak-too-bee-nah	You will write (FS)
huwa sayaktubu	hoo-wah sah-yak-too-boo	He will write
hiya saktubu	hee-yah sah-tak-too-boo	She will write
naHnu sanaktubu	nah-noo sah-nak-too-boo	We will write
'antum saktubuuna	an-toom sah-tak-too-boo-nah	You will write (MP)
'antunna saktubna	an-too-nah sah-tak-toob-nah	You will write (FP)
hum sayaktubuuna	hoom sah-yak-too-boo-nah	They will write (MP)
hunna sayaktubna	hoo-nah sah-yak-toob-nah	They will write (FP)
antumaa saktubaani	an-too-mah sah-tak-too-bah-nee	You will write (dual/MP/FP)
humaa sayaktubaani	hoo-mah sah-yak-too-bah-nee	They will write (dual/MP)
humaa saktubaani	hoo-mah sah-tak-too-bah-nee	They will write (dual/FP)

## Chapter 3

# Numerical Gumbo: Counting of All Kinds

---

### *In This Chapter*

- ▶ Counting to 100
  - ▶ Telling time
  - ▶ Counting the days
  - ▶ Spending money
- 

**I**n this chapter, I introduce you to the basics of counting in Arabic so you can talk about time, days, money, and more.

## *Talking Numbers*

Arabic **'arqaam** (*ar-qahm*; numbers) are part of one of the earliest traditions of number notation. But even though the Western world's number system is sometimes referred to as "Arabic numerals," actual Arabic **'arqaam** are written differently.



You read Arabic numbers from left to right. That's right! Even though you read and write Arabic from right to left, you read and write Arabic numbers from left to right!

Table 3-1 lays out the Arabic **'arqaam** from 0 to 10.

<b>Table 3-1</b>		<b>Arabic Numerals 0–10</b>
<i>Arabic</i>	<i>Pronunciation</i>	<i>Translation</i>
Sifr	<i>seh-fer</i>	0
waaHid	<i>wah-eed</i>	1
'ithnayn	<i>eeth-nah-yen</i>	2
thalaatha	<i>thah-lah-thah</i>	3
'arba'a	<i>ah-reh-bah-ah</i>	4
khamsa	<i>khah-meh-sah</i>	5
sitta	<i>see-tah</i>	6
sab'a	<i>sah-beh-ah</i>	7
thamaaniya	<i>thah-mah-nee-yah</i>	8
tis'a	<i>tee-seh-ah</i>	9
'ashra	<i>ah-she-rah</i>	10



You get the **'arqaam** from **'iHdaa 'ashar** (11) to **tis'ata 'ashar** (19) by combining a part of **'ashra** (10) — specifically **'ashar** (tenth) — with part of the singular number. In the case of the **'arqaam** from **thalaathata 'ashar** (13) through **tis'ata 'ashar** (19), all you do is add the suffix **-ta** to the regular number and add the derivative form **'ashar**.

Table 3-2 shows the **'arqaam** in increments of 10 from 20 to 100.

**Table 3-2** Arabic Numerals 20–100

<i>Arabic</i>	<i>Pronunciation</i>	<i>Translation</i>
'ishriin	ee-sheh-reen	20
thalaathiin	thah-lah-theen	30
'arba'iin	ah-reh-bah-een	40
khamsiin	khah-meh-seen	50
sittiin	see-teen	60
sab'iin	sah-beh-een	70
thamaaniin	thah-mah-neen	80
Tis'iin	tee-seh-een	90
Mi'a	mee-ah	100



In English, you add the suffix **-ty** to get thirty, forty, and so on. In Arabic, the suffix **-iin** plays that role, as in **'arba'iin** (40) or **khamsiin** (50).

## Discovering Ordinal Numbers

*Ordinal numbers* are used to order things in a first-second-third kind of format. In Arabic, ordinal numbers are gender-defined, so you need to be familiar with both the masculine and feminine ordinal forms, which I present in Table 3-3.

**Table 3-3** Ordinal Numbers

<b>Ordinal (M)</b>	<b>Pronunciation</b>	<b>Ordinal (F)</b>	<b>Pronunciation</b>	<b>Translation</b>
'awwal	ah-wall	'uulaa	ooh-laah	first
thaanii	thah-nee	thaaniya	thah-nee-yah	second
thaalith	thah-leeth	thaalitha	thah-lee-thah	third
raabi'	rah-bee	raabi'a	rah-bee-hah	fourth
khaamis	khah-meets	khaamisa	khah-mee-sah	fifth
saadis	sah-dees	saadisa	sah-dee-sah	sixth
saabi'	sah-bee	saabi'a	sah-bee-ah	seventh
thaamin	thah-meen	thaamina	thah-meen-ah	eighth
taasi'	tah-see	taasi'a	tah-see-ah	ninth
'aashir	ah-sheer	'aashira	ah-shee-rah	tenth
Haadi 'ashar	hah-dee ah-shar	Haadia 'ashra	hah-dee-yah ash-rah	eleventh
thaanii 'ashar	thah-nee ah-shar	thaaniya 'ashra	thah-nee-yah ash-rah	twelfth



## Telling Time in Arabic

If you want to ask someone for the time, you ask

**kam as-saa'a?** (*kam ah-sah-ah*; What time is it?)

If someone asks you this question, answer **as-saa'a** followed by the ordinal of the hour. So you would say, for instance, “It’s the eleventh hour” as opposed to saying “It’s 11 o’clock.” Because **as-saa'a** is a feminine noun, you use the feminine form of the ordinal numbers, which are listed in Table 3-4.

**as-saa'a al-Haadiya 'ashra.** (*ah-sah-ah al-hah-dee-yah ah-shrah*; It’s 11:00.)

<i>Arabic</i>	<i>Pronunciation</i>	<i>Translation</i>
<b>waaHida</b>	wah-hee-dah	first (F)
<b>thaaniya</b>	thah-nee-yah	second (F)
<b>thaalitha</b>	thah-lee-thah	third (F)
<b>raabi'a</b>	rah-bee-ah	fourth (F)
<b>khaamisa</b>	khah-mee-sah	fifth (F)
<b>saadisa</b>	sah-dee-sah	sixth (F)
<b>saabi'a</b>	sah-bee-ah	seventh (F)
<b>thaamina</b>	thah-mee-nah	eighth (F)
<b>taasi'a</b>	tah-see-ah	ninth (F)
<b>'aashira</b>	ah-shee-rah	tenth (F)
<b>Haadiya 'ashra</b>	hah-dee-yah ah-shrah	eleventh (F)
<b>thaaniya 'ashra</b>	thah-nee-yah ah-shrah	twelfth (F)



You need to use the definite prefix article **al-** with the ordinals because you’re referring to a specific hour and not just any hour.

Following are some additional key words related to telling time in Arabic:

- ✓ **saa'a** (*sah-ah*; hour)
- ✓ **daqiiqa** (*da-kee-qah*; minute)
- ✓ **thaaniya** (*thah-nee-yah*; second)
- ✓ **ba'da** (*bah-dah*; after)
- ✓ **qabla** (*kab-lah*; before)
- ✓ **al-yawm** (*al-yah-oum*; today)
- ✓ **al-ghad** (*al-ghah-d*; tomorrow)
- ✓ **al-baariHa** (*al-bah-ree-hah*; yesterday)
- ✓ **ba'da al-ghad** (*bah-dah al-ghah-d*; the day after tomorrow)
- ✓ **qabla al-baariHa** (*kab-lah al-bah-ree-hah*; the day before yesterday)

### *Specifying the time of day*

Because Arabic uses neither the a.m./p.m. system nor the 24-hour military clock when giving the time, you need to specify the time of day by actually saying what part of the day it is.

Here are the different times of day you're likely to use:

- ✓ **aS-SabaaH** (*ah-sah-bah*; morning, or sunrise to 11:59 a.m.)
- ✓ **aDH-DHuhr** (*ah-zoo-her*; noon, or 12:00 p.m.)
- ✓ **ba'da aDH-DHuhr** (*bah-dah ah-zoo-her*; afternoon, or 12:01 p.m. to 4:00 p.m.)
- ✓ **al-'asr** (*al-ah-ser*; late afternoon, or 4:01 p.m. to sunset)
- ✓ **al-masaa'** (*al-mah-sah*; evening, or sunset to two hours after sunset)
- ✓ **al-layl** (*ah-lah-yel*; night)

For example, if the time is 2:00 p.m., then you attach **ba'da aDH-DHuhr** to the proper ordinal. If sunset is at 6:00 p.m. and you want to say the time's 7:00 p.m., then you use **al-masaa'** and the ordinal because **al-masaa'** applies to the two-hour period right after sunset; if sunset is at 6:00 p.m. and you want to say the time's 9:00 p.m., then you use **al-layl** and the ordinal because 9:00 p.m. falls outside the scope of the evening convention.

The convention used to specify the part of the day is fairly straightforward:

**as-saa'a** + ordinal number + **fii** (*fee*; in) + part of the day

The following are some examples to better illustrate responses to the question **kam as-saa'a?**:

- ✓ **as-saa'a al-waaHida fii ba'da aDH-DHuhr.** (*ah-sah-ah al-wah-hee-dah fee bah-dah ah-zoo-her*; It's 1:00 in the afternoon.)
- ✓ **as-saa'a al-khaamisa fii al-'asr.** (*ah-sah-ah al-kah-mee-sah fee al-ah-ser*; It's 5:00 in the late afternoon.)
- ✓ **as-saa'a al-Haadiya 'ashra fii aS-SabaaH.** (*ah-sah-ah al-hah-dee-yah ah-shrah fee ah-sah-bah*; It's 11:00 in the morning.)
- ✓ **as-saa'a at-taasi'a fii al-layl.** (*ah-sah-ah ah-tah-see-ah fee ah-lah-yel*; It's 9:00 in [at] night.)
- ✓ **as-saa'a as-saabi'a fii al-masaa'.** (*ah-sah-ah ah-sah-bee-ah fee al-mah-sah*; It's 7:00 in the evening.)

### *Specifying minutes*

You can specify minutes in two different ways: noting the fractions of the hour, such as a half, a quarter, and a third, or actually spelling out the minutes.

When using the fraction method of telling minutes, use the following structure:

**as-saa'a** + ordinal number + **wa** (*wah*; and) + fraction

So what you're saying is "It's the second hour and a half," for example. In English transliteration, that's the equivalent of "It's half past two."

The main fractions you use are:

- ✓ **an-niSf** (*ah-nee-sef*; half)
- ✓ **ath-thuluth** (*ah-thoo-looth*; third)
- ✓ **ar-rubu'** (*ah-roo-booh*; quarter)
- ✓ **'ashara** (*ah-sha-rah*; tenth)

The following examples show you how to use the fraction method to specify minutes when telling time:

- ✓ **as-saa'a ath-thaaniya wa ar-rubu'**. (*ah-sah-ah ah-thah-nee-yah wah ah-roo-booh*; It's quarter past two.)
- ✓ **as-saa'a at-taasi'a wa an-niSf**. (*ah-sah-ah ah-tah-see-ah wah ah-nee-sef*; It's half past nine.)
- ✓ **as-saa'a al-khaamisa wa ar-rubu'**. (*ah-sah-ah al-kah-mee-sah wah ah-roo-booh*; It's quarter past five.)
- ✓ **as-saa'a al-Haadiya 'ashra wa an-niSf**. (*ah-sah-ah al-hah-dee-yah ah-shrah wah ah-nee-sef*; It's half past eleven.)

If you want to say "It's quarter of" or "It's twenty of", you need to use the preposition **'ilaa** (*ee-lah*), which means "of" or "to." If you think of the preposition **wa** as adding to the hour, then think of **'ilaa** as subtracting from the hour.



Because **'ilaa** subtracts from the hour, you must add one hour to whatever hour you're referring to. For example, if you want to say "It's 5:45," then you must say "It's quarter of six." Here are some examples that use **'ilaa**:

- ✓ **as-saa'a as-saadisa 'ilaa ar-rubu'**. (*ah-sah-ah ah-sah-dee-sah ee-lah ah-roo-booh*; It's quarter to six, or 5:45.)
- ✓ **as-saa'a al-waaHida 'ilaa ath-thuluth**. (*ah-sah-ah al-wah-hee-dah ee-lah ah-thoo-looth*; It's twenty to one, or 12:40.)

If you want to express minutes as a fraction and specify which time of day (a.m. or p.m.), you simply add **fii** and the time of day:

- ✓ **as-saa'a ath-thaamina wa ar-rubu' fii aS-SabaaH**. (*ah-sah-ah ah-thah-mee-nah wah ah-roo-booh fee ah-sah-bah*; It's 8:15 in the morning.)
- ✓ **as-saa'a al-khaamisa 'ilaa ar-rubu' fii al-'asr**. (*ah-sah-ah al-kah-mee-sah ee-lah ah-roo-booh fee al-ah-ser*; It's quarter to five in the late afternoon, or 4:45 p.m.)

You can also specify the minutes by actually spelling them out. Use the following format:

**as-saa'a** + ordinal/hours + **wa** + cardinal/minutes  
+ **daqiiqa**

So **as-saa'a al-khaamisa wa 'khamsat daqiiqa** (*ah-sah-ah al-kah-mee-sah wah kam-sat dah-kee-qah*) means "It's 5:05." Here are some other examples:

- ✓ **as-saa'a al-waaHida wa 'ishriin daqiiqa**. (*ah-sah-ah al-wah-hee-dah wah eesh-reen dah-kee-qah*; It's 1:20.)
- ✓ **as-saa'a ath-thaamina wa khamisa wa 'arba'iin daqiiqa fii aS-SabaaH**. (*ah-sah-ah ah-thah-mee-nah wah kam-sah wah ar-bah-een dah-kee-qah*; It's 8:45 in the morning.)

## Referring to Days and Months

The days of the '**usbuu'** (*ooh-seh-booh*; week) are derived from Arabic numbers. So recognizing the roots of the words for days of the week is key:

- ✓ **al-'aHad** (*al-ah-had*; Sunday)
- ✓ **al-'ithnayn** (*al-eeth-nah-yen*; Monday)
- ✓ **ath-thulathaa'** (*ah-thoo-lah-thah*; Tuesday)
- ✓ **al-'arbi'aa'** (*al-ah-reh-bee-ah*; Wednesday)
- ✓ **al-khamiis** (*al-khah-mees*; Thursday)
- ✓ **al-jumu'a** (*al-joo-moo-ah*; Friday)
- ✓ **as-sabt** (*ass-sah-bet*; Saturday)



**al-jumu'a** gets its name from **jumu'a**, which means “to gather;” it’s the day when Muslims gather at the mosque and pray. Similarly, **as-sabt** is the day of rest, similar to the Jewish Sabbath.

Arabs use different types of calendars to note the passage of time, including these two:

- ✓ The **Gregorian calendar** is basically the same calendar as the one used throughout the Western world.
- ✓ The **Islamic calendar** is based on the lunar cycle and has different names for the months than its Western counterpart. It is based entirely on the moon’s rotations and is used to identify specific religious holidays, such as the end and beginning of the holy month of Ramadan, in which Muslims fast from the break of dawn until dusk.

Tables 3-5 and 3-6 show the **ash-hur** (*ah-shuh-hur*; months) in the Gregorian and Islamic calendars.

<b>Table 3-5</b>		
<b>Gregorian Calendar</b>		
<i>Arabic</i>	<i>Pronunciation</i>	<i>Translation</i>
<b>Yanaayir</b>	<i>yah-nah-yeer</i>	January
<b>Fibraayir</b>	<i>feeb-rah-yeer</i>	February
<b>Maaris</b>	<i>mah-rees</i>	March
<b>'abriil</b>	<i>ah-beh-reel</i>	April

<i>Arabic</i>	<i>Pronunciation</i>	<i>Translation</i>
<b>Maayuu</b>	<i>mah-yoo</i>	May
<b>Yunyu</b>	<i>yoo-neh-yoo</i>	June
<b>Yulyu</b>	<i>yoo-leh-yoo</i>	July
<b>'aghusTus</b>	<i>ah-goo-seh-toos</i>	August
<b>Sibtambar</b>	<i>seeb-tam-bar</i>	September
<b>'uktuubar</b>	<i>oo-key-too-bar</i>	October
<b>Nufambar</b>	<i>noo-fahm-bar</i>	November
<b>Disambar</b>	<i>dee-sahm-bar</i>	December

The Arabic names of the Gregorian months are similar to the names in English. However, the names of the Islamic calendar are quite different.

**Table 3-6 Islamic Calendar**

<i>Arabic</i>	<i>Pronunciation</i>
<b>muHarram</b>	<i>moo-hah-ram</i>
<b>Safar</b>	<i>sah-far</i>
<b>rabii' al-awwal</b>	<i>rah-bee al-ah-wall</i>
<b>rabii' ath-thaanii</b>	<i>rah-bee ah-thah-nee</i>
<b>jumaada al-awwal</b>	<i>joo-mah-dah al-ah-wall</i>
<b>jumaada ath-thaanii</b>	<i>joo-mah-dah ah-thah-nee</i>
<b>rajab</b>	<i>rah-jab</i>
<b>sha'baan</b>	<i>sha-huh-ban</i>
<b>ramaDaan</b>	<i>rah-mah-dan</i>
<b>shawwaal</b>	<i>shah-wuh-al</i>
<b>dhuu al-qaa'ida</b>	<i>zoo al-qah-ee-dah</i>
<b>dhuu al-Hijja</b>	<i>zoo al-hee-jah</i>

Because the Islamic calendar is based on the lunar cycle, the months don't overlap with the Gregorian

calendar, making it difficult to match the months with the Gregorian ones.

To specify a date, such as December fifth, use the ordinal number. Because the terms for months are masculine, you must use masculine ordinals to identify specific dates. For example, you say **disambar al-khaamis** (*dee-sam-bar al-kah-mees*; December fifth) or **yanaayir ath-thaamin** (*yah-nah-yeer ah-thah-meen*; January eighth). In addition, because the ordinal acts as a possessive adjective, you must include the definite prefix **al-**.

## Money, Money, Money

**al-maal** (*al-mal*; money) is an essential part of everyday life. Here are a few words to get you started:

- ✓ **fuluus** (*foo-loos*; cash/physical currency)
- ✓ **nuquud** (*noo-kood*; money/coins)
- ✓ **naqd** (*nah-ked*; coin)
- ✓ **'awraaq** (*aw-rak*; money/paper currencies)
- ✓ **biTaaqa al-'i'timaad** (*bee-tah-qah al-eeh-tee-mad*; credit card)
- ✓ **biTaaqaat al-'i'timaad** (*bee-tah-kat al-eeh-tee-mad*; credit cards)
- ✓ **biTaaqa al-'istilaaf** (*bee-tah-qah al-ees-tee-laf*; debit card)
- ✓ **shiik** (*sheek*; check)
- ✓ **shiikaat** (*shee-kat*; checks)
- ✓ **maSraf** (*mas-raf*; bank)
- ✓ **Hisaab maSrafii** (*hee-sab mas-rah-fee*; bank account)

### Opening a bank account

One of the most important things you may do in a **maSraf** is open a **Hisaab maSrafii**. Here are two types of **Husub** (*hoo-soob*; accounts) you may inquire about:



- ✓ **Hisaab maSrafii ‘aadii** (*hee-sab mas-rah-fee ah-dee*; checking account)
- ✓ **Hisaab maSrafii li at-tawfiir** (*hee-sab mas-rah-fee lee ah-taw-feer*; savings account)

You need to talk to the **‘amiin al-maSraf** (*ah-meen al-mas-raf*; bank teller) (M) or the **‘amiina al-masraf** (*ah-mee-nah al-mas-raf*; bank teller) (F) to open your **Hisaab**:

- ✓ **‘uriidu ‘an ‘aftaHa Hisaab maSrafii.** (*oo-ree-doo an af-tah-hah hee-sab mas-rah-fee*. I would like to open a bank account.)
- ✓ **‘ay ‘anwaa’ min al-Husub al-maSrafiyya ‘indakum?** (*ay an-wah meen al-hoo-soob al-mas-rah-fee-yah een-dah-koom?* What types of bank accounts do you have?)
- ✓ **maa huwa al-farq bayna al-Hisaab al-maSrafii al-‘aadii wa al-Hisaab al-maSrafii li aT-Tulaab?** (*mah hoo-wah al-fah-rek bay-nah al-hee-sab al-mas-rah-fee al-ah-dee wah al-hee-sab al-mas-rah-fee lee ah-too-lab?* What’s the difference between a regular checking account and a student checking account?)

## Words to Know

yaftaHu	yaf-tah-hoo	to open
naw’	nah-weh	type
‘anwaa’	an-wah	types
farq	fah-rek	difference
‘arbuun	ar-boon	deposit
faa’ida	fah-ee-dah	interest rate
fii al-mi’a	fee al-mee-ah	percentage

The two basic transactions you'll probably make are:

- ✓ **wadii'a** (*wah-dee-ah*; deposit)
- ✓ **'insiHaab** (*een-see-hab*; withdrawal)

## Using the ATM

Most ATMs accept all sorts of cards, whether they're issued by the same **maSraf** that operates the ATM terminal or not. However, some ATMs charge you a **'ujra** (*ooj-rah*; fee) if you use a card not issued by a recognized **maSraf**. In addition, most ATMs accept both **biTaaqaat al-'i'timaad** (credit cards) and **biTaaqaat al-'istilaaf** (debit cards). **Note:** Another word for "credit card" is **biTaaqa diiniya** (*bee-tah-qah deenee-yah*). Here are some ATM-related commands and phrases:

- ✓ **'udkhul al-biTaaqa** (*ood-kool al-bee-tah-qah*; Insert the card.)
- ✓ **'udkhul ar-raqm as-siriiy.** (*ood-kool ah-rah-kem ah-see-ree*; Enter the PIN/secret number.)
- ✓ **'insiHaab al-fuluus** (*een-see-hab al-foo-loos*; cash withdrawal)
- ✓ **'udkhul al-kammiyya.** (*ood-kool al-kah-mee-yah*; Enter the amount.)
- ✓ **'akkid al-kammiyya.** (*ah-keed al-kah-mee-yah*; Confirm the amount.)
- ✓ **khudh al-fuluus.** (*kooz al-foo-loos*; Take the cash.)
- ✓ **hal turiidu 'iiSaala?** (*hal too-ree-doo ee-sah-lah*; Do you want a receipt?)
- ✓ **khudh al-'iiSaala.** (*kooz al-ee-sah-lah*; Take the receipt.)
- ✓ **Haqqiq ar-raSiid.** (*hah-keek ah-rah-seed*; Check the balance.)
- ✓ **Hawwil al-amwaal.** (*hah-weel al-am-wal*; Transfer the money.)
- ✓ **'azil al-biTaaqa min faDlik.** (*ah-zeel al-bee-tah-qah meen fad-leek*; Please remove the card.)

## Exchanging currency

If you're traveling to a foreign **dawla** (*dah-ou-lah*; country), you won't get very far if you don't have the right **'umla mutadaawala** (*oom-lah moo-tah-dah-wah-lah*; currency), or **'umla** (*oom-lah*) for short. (Of course, you could rely on **shiikat al-musaafir** [*sheekat al-moo-sah-feer*; traveler's checks], but you may find that carrying **'umla** is more convenient.) You can exchange **'umla** at a number of different places, at a **maSraf** or a **maktab as-sarf** (*mak-tab ah-sah-ref*; exchange desk).

The following list of questions can help you facilitate this exchange at the **maSraf**:

- ✓ **'ayna maktab as-sarf?** (*ay-nah mak-tab ah-sah-ref*; Where is the exchange desk?)
- ✓ **mataa yaHull maktab as-sarf?** (*mah-tah yah-hool mak-tab ah-sah-ref*; When does the exchange desk open?)
- ✓ **maa huwa mu'addal as-sarf al-yawm?** (*mah hoo-wah moo-ah-dal ah-sah-ref al-yah-oum*; What is today's exchange rate?)
- ✓ **hal mu'addal as-sarf sayakuun 'aHsan ghadan?** (*hal moo-ah-dal ah-sah-ref sah-yah-koon ah-san ghad-dan*; Will the exchange rate be better tomorrow?)
- ✓ **hal hunaaka 'ujra li tasriif al-fuluus?** (*hal hoo-nah-kah ooj-rah lee tas-reef al-foo-loos*; Is there a fee for exchanging money?)
- ✓ **'uriidu 'an 'aSrafa duularaat 'ilaa daraahim.** (*oo-ree-doo an as-ree-fah doo-lah-rat ee-lah dah-rah-heem*; I would like to exchange dollars into dirhams.)
- ✓ **kam min diinaar li mi'at duulaar?** (*kam meen dee-nar lee mee-at doo-lar*; How many dinars for 100 dollars?)

Here are some answers you may hear from the **'amiin maktab as-sarf** (*ah-meen mak-tab ah-sah-ref*; exchange desk representative):

- ✓ **na'am, nusarrif duulaaraat 'ilaa daraahim.** (*nah-am, noo-sah-reef doo-lah-rat ee-lah dah-rah-heem*; Yes, we exchange dollars into dirhams.)
- ✓ **mu'addal as-sarf al-yawm mithla mu'addal as-sarf al-'ams.** (*moo-ah-dal ah-sah-ref al-yah-oum meet-lah moo-ah-dal ah-sah-ref al-ah-mes*; Today's exchange rate is the same as yesterday's exchange rate.)
- ✓ **naHnu naqbal duulaaraat faqat.** (*nah-noo nak-bal doo-lah-rat fah-kat*; We only accept dollars.)
- ✓ **naHnu naqbal nuquud faqat.** (*nah-noo nak-bal noo-kood fah-kat*; We only accept cash.)
- ✓ **mi'at duulaar tusaawii 'alf riyaal.** (*mee-at doo-lar too-sah-wee ah-lef ree-yal*; One hundred dollars equals one thousand riyals.)
- ✓ **hunaaka 'ujra 'ashrat duulaar li kul maHDar.** (*hoo-nah-kah ooj-ra ash-rat doo-lar lee kool mah-dar*; There is a ten dollar fee for every transaction.)

## Chapter 4

# Making New Friends and Enjoying Small Talk

---

### *In This Chapter*

- ▶ Handling pleasantries
  - ▶ Using common introductions
  - ▶ Referring to countries and nationalities
  - ▶ Asking questions
  - ▶ Talking about yourself
- 

**I**n this chapter, I show you how to greet people in Arabic, how to respond to basic greetings, and how to interact with native Arabic speakers. You find out when it's appropriate to use formal and informal terms, how to make small talk, and how to introduce yourself. **HaDHan sa'iidan!** (*had-dan sa-ee-dan*; Good luck!)

## *Greetings!*

In Arabic, the greeting you use depends on whom you're addressing. If you're greeting someone you don't know for the very first time, you must use the more formal greetings. If you're greeting an old family friend or a colleague you know well, feel free to use the more informal forms of greeting. If you're not sure which form to use, you're better off going formal.

## You say hello . . .

The formal way of greeting someone in Arabic is **'as-salaamu 'alaykum** (*ass-sa-laam-ou a-lai-koum*). Even though it translates into English as “hello,” it literally means “May peace be upon you.”

Using **'as-salaamu 'alaykum** is appropriate when

- ✔ You're greeting a potential business partner.
- ✔ You're at a formal event, dinner, or gala.
- ✔ You're meeting someone for the first time.

The most common reply is **wa 'alaykum 'as-salaam** (*wa a-lai-koum ass-sa-laam*; and upon you peace).

The phrase **'ahlan wa sahlán** (*ahel-an wah sah-lan*) is a very informal way of greeting a person or group of people. Translated into English, it resembles the more informal “hi” as opposed to “hello.” When someone says **'ahlan wa sahlán**, you should also reply **'ahlan wa sahlán**.

Using **'ahlan wa sahlán** is appropriate when

- ✔ You're greeting an old friend.
- ✔ You're greeting a family member.
- ✔ You're greeting someone at an informal gathering, such as a family lunch.

Simply saying **'ahlan!** is the most informal way of greeting someone. Use it only with people you're very comfortable with.

## . . . I say goodbye

Saying goodbye in Arabic doesn't have formal or informal options. Here are the most common ways of saying goodbye in Arabic:

- ✓ **ma'a as-salaama** (*ma-a ass-sa-laa-ma*; go with peace, or goodbye)
- ✓ **'ilaa al-liqaa'** (*ee-laa al-li-kaa*; until next time)
- ✓ **'ilaa al-ghad** (*ee-laa al-gad*; see you tomorrow)

## *How are you doing?*

The most common way to ask someone how he's doing is **kayf al-Haal?** (*ka-yef al-haal*), which literally means "How is the health?"

**kayf al-Haal** is gender-neutral, but you can also use gender-defined greeting terms, which are derivatives of the **kayf al-Haal** phrase:

- ✓ When addressing a man, use **kayf Haaluka** (*ka-yef haa-lou-ka*).
- ✓ When addressing a woman, use **kayf Haaluki** (*ka-yef haa-lou-kee*).



**kayf Haalak?** (*ka-yef haa-lak*; How is your health?) is a bit more personal and informal.

## *I'm doing well!*

When someone asks you how you're doing, if you're doing just fine, the typical response is **al-Hamdu li-llah** (*al-ham-dou lee-lah*). It literally means "Praise to God," but in this context, it translates to "I'm doing well." Typically, after you say **al-Hamdu li-llah**, you follow up by saying **shukran** (*shouk-ran*; thank you).

After you say **al-Hamdu li-llah**, **shukran**, you need to ask the other person how he or she is doing:

- ✓ If you're speaking with a man, you say **wa 'anta kayf al-Haal** (*wa an-ta ka-yef al-haal*; And you, how are you?).
- ✓ If you're speaking with a woman, you say **wa 'anti kayf al-Haal** (*wa an-tee ka-yef al-haal*; And you, how are you?).

## Making Introductions

This section explains how to ask people for their names and how to share your name using the possessive form.

### Asking “What’s your name?”

You need to know only two words: **‘ism** (name) and **maa** (what). If you’re addressing a man, you ask **maa ‘ismuka?** (*maa ees-moo-ka*; What’s your name?) (M). When addressing a woman, you ask **maa ‘ismuki?** (*maa ees-moo-kee*; What’s your name?) (F).



If you say **maa ‘ismuk** without using the suffixes **–a** or **–i** at the end of **‘ismuk**, you’re actually using a gender-neutral form, which is perfectly acceptable. You can address both men and women by saying **maa ‘ismuk?** (*maa ees-mook*; What’s your name?) (GN).

### Responding with “My name is . . .”



The possessive form is one of Arabic’s easiest grammatical lessons: All you do is add the suffix **–ii** (pronounced *ee*) to the noun, and — voila! — you have the possessive form of the noun. To say “my name,” add **–ii** to **‘ism** and get **‘ismii** (*ees-mee*; my name). So to say “My name is Amine,” all you say is **‘ismii amiin**.

When someone introduces himself or herself, a polite response is **tasharrafnaa** (*tah-shah-raf-nah*; It’s a pleasure to meet you). You can also say **‘ahlan wa sahlan** (*ahel-an wah sah-lan*; Nice to meet you.), which is much more informal.



## Words to Know

'ahlan wa sahlān	ahel-an wa sah-lan	hi; or nice to meet you, depending on the context
al-Hamdu li-llah	al-ham-dou lee-lah	I'm doing well (Praise to God)
'ism	ee-ssam	name
'ismii	ees-mee	my name
masaa' al-khayr	ma-saa al-kha-yer	good evening
tasbaH 'alaa khayr	tas-bah 'a-la kha-yer	good night
'ilaa al-liqaa'	ee-laa al-li-qaa	until next time

## Talking about Countries and Nationalities

When you meet someone for the first time, you may want to know what country he or she is from. Fortunately for English speakers, the Arabic names of many countries are similar to their names in English.

### Asking "Where are you from?"

You can use these two phrases to ask someone where they're from:

- ✓ **min 'ayna 'anta** (*min ay-na ann-ta*) if you're asking a man.
- ✓ **min 'ayna 'anti** (*min ay-na ann-tee*) if you're asking a woman.

If you want to ask if a man is from a certain place — for example, America — you say

**hal ‘anta min ‘amriikaa?** (*hal ann-ta min am-ree-kaa*; Are you from America?) (M)

If you’re speaking with a woman, you simply replace **‘anta** with **‘anti**.

### Answering “I am from . . .”

To say “I am from . . .,” you use the preposition **min** (from) and the personal pronoun **‘anaa** (I/me). Therefore, “I’m from America” is **‘anaa min ‘amriikaa**. It’s that simple!

Table 4-1 lists the names of various countries and corresponding nationalities in Arabic.

**Table 4-1 Country Names and Nationalities in Arabic**

<i>Country/Nationality</i>	<i>Pronunciation</i>	<i>Translation</i>
<b>al-maghib</b>	<i>al-magh-rib</i>	Morocco
<b>maghibii</b>	<i>magh-ree-bee</i>	Moroccan (M)
<b>maghibiiyya</b>	<i>magh-ree-bee-ya</i>	Moroccan (F)
<b>al-jazaa’ir</b>	<i>al-jah-zah-eer</i>	Algeria
<b>jazaa’irii</b>	<i>ja-zaa-ee-ree</i>	Algerian (M)
<b>jazaa’iriiyya</b>	<i>ja-zaa-ee-ree-ya</i>	Algerian (F)
<b>tuunis</b>	<i>tuu-nis</i>	Tunisia
<b>tuunisii</b>	<i>tuu-nee-see</i>	Tunisian (M)
<b>tuunisiyya</b>	<i>tuu-nee-see-ya</i>	Tunisian (F)
<b>miSr</b>	<i>mee-sar</i>	Egypt
<b>miSrii</b>	<i>mees-ree</i>	Egyptian (M)
<b>miSriiyya</b>	<i>mees-ree-ya</i>	Egyptian (F)
<b>al-’iraaq</b>	<i>al-i-raa-q</i>	Iraq

<i>Country/Nationality</i>	<i>Pronunciation</i>	<i>Translation</i>
'iraaqii	ee-raa-qee	Iraqi (M)
'iraaqiyya	ee-raa-qee-ya	Iraqi (F)
as-sa'uudiiyya	as-sa-uu-dee-ya	Saudi Arabia
sa'uudii	sa-uu-dee	Saudi (M)
sa'uudiiyya	sa-uu-dee-ya	Saudi (F)
'amriikaa	am-ree-kaa	America/USA
'amriikii	am-ree-kee	American (M)
'amriikiyya	am-ree-kee-ya	American (F)

To tell someone “I am from Morocco,” you say **'anaa min al-maghrib** (*ann-aa min al-magh-rib*). Alternatively, you may also say **'anaa maghribii** (*ann-aa magh-ree-bee*; I am Moroccan) (M).

## Asking Questions

One of the best ways to start a conversation is to ask a **su'aal** (*soo-aahl*; question). To get you started, here are some key question words in Arabic:

- ✓ **man?** (*meh-n*; Who?)
- ✓ **'ayna?** (*eh-yeh-nah*; Where?)
- ✓ **mataa?** (*mah-taah*; When?)
- ✓ **maa?** (*maah*; What?)
- ✓ **maadhaa?** (*maah-zaah*; What?) (used with verbs)
- ✓ **lii maadhaa?** (*lee maah-zaah*; Why?)
- ✓ **kayfa?** (*keh-yeh-fah*; How?)
- ✓ **bikam?** (*bee-kah-m*; How much?)
- ✓ **kam min?** (*kam meen*; How many?)

You may use these question words to ask more elaborate and detailed questions. Here are some examples:

- ✓ **maa 'ismuka?** (*maah ees-moo-kah*; What's your name?) (MS)
- ✓ **maa 'ismuki?** (*maah ees-moo-kee*; What's your name?) (FS)
- ✓ **maa mihnatuka?** (*maah meeh-nah-too-kah*; What do you do?; literally "What is your job?") (MS)
- ✓ **maa mihnatuki?** (*maah meeh-nah-too-kee*; What do you do?; literally "What is your job?") (FS)
- ✓ **maadha taf'al?** (*maah-zaah tah-feh-al*; What are you doing?) (MS)
- ✓ **maadha taf'aliina?** (*maah-zaah tah-feh-alee-nah*; What are you doing?) (FS)
- ✓ **min 'ayna 'anta?** (*meh-n eh-yeh-nah ahn-tah*; Where are you from?) (MS)
- ✓ **min 'ayna 'anti?** (*meh-n eh-yeh-nah ahn-tee*; Where are you from?) (FS)
- ✓ **hal tuHibbu al-qiraa'a?** (*hal too-hee-buh al-kee-rah-ah*; Do you like to read?) (MS)
- ✓ **hal haadhaa kitaabuka?** (*hal hah-zah kee-tah-boo-kah*; Is this your book?)
- ✓ **'ayna maHaTTatu al-qiTaar?** (*eh-yeh-nah mah-hah-tah-too al-kee-taar*; Where is the train station?)
- ✓ **mataa satadhab 'ilaa al-maTaar?** (*mah-taah sa-taz-hab ee-laah al-mah-taar*; When will she go to the airport?)
- ✓ **'ayna 'aHsan maT'am?** (*eh-yeh-nah ah-sah-n mah-tam*; Where is the best restaurant?)

Notice that some of the questions above refer to either masculine or feminine subjects. When you ask a question in Arabic, you choose the gender of the subject by modifying the gender suffix of the noun in question. For example, **kitaab** (*kee-tab*) means "book," but **kitaabuka** (*kee-tah-boo-kah*) means "your book" (M), and **kitaabuki** (*kee-tah-boo-kee*) means "your book" (F). So if you want to ask a man for his book, you use **kitaabuka**.

## Talking about Yourself and Your Family

One of the best ways to get acquainted with someone is by finding out more about his or her ‘**usra** (*oos-rah*; family). Table 4-2 lists some important members of the ‘**usra** who may come up in conversation.

<i>Arabic</i>	<i>Pronunciation</i>	<i>Translation</i>
'ab	<i>ah-b</i>	father
'um	<i>oo-m</i>	mother
waalidayn	<i>wah-lee-day-en</i>	parents
'ibn	<i>ee-ben</i>	son
bint	<i>bee-net</i>	daughter
'abnaa'	<i>ah-ben-aah</i>	children
zawj	<i>zah-weh-j</i>	husband
zawja	<i>zah-weh-jah</i>	wife
'akh	<i>ah-kh-eh</i>	brother
'ukht	<i>oo-khe-t</i>	sister
jadd	<i>jah-d</i>	grandfather
jadda	<i>jah-dah</i>	grandmother
Hafiid	<i>hah-feed</i>	grandson
Hafiida	<i>hah-fee-dah</i>	granddaughter
'amm	<i>ahm</i>	paternal uncle (father's brother)
'amma	<i>ah-mah</i>	paternal aunt (father's sister)
khaal	<i>kah-l</i>	maternal uncle (mother's brother)
khaala	<i>kah-lah</i>	maternal aunt (mother's sister)

(continued)

**Table 4-2 (continued)**

<b>Arabic</b>	<b>Pronunciation</b>	<b>Translation</b>
<b>zawj al-'amma</b>	<i>zah-weh-j al-ah-mah</i>	paternal aunt's husband
<b>zawjat al-'amm</b>	<i>zah-weh-jaht al-ahm</i>	paternal uncle's wife
<b>zawj al-khaala</b>	<i>zah-weh-j al-kah-lah</i>	maternal aunt's husband
<b>zawjat al-khaal</b>	<i>zah-weh-jaht al-kah-l</i>	maternal uncle's wife
<b>'ibn al-'amm</b>	<i>ee-ben al-ahm</i>	male cousin from the father's side
<b>bint al-'amm</b>	<i>bee-net al-ahm</i>	female cousin from the father's side
<b>'ibn al-khaal</b>	<i>ee-ben al-kah-l</i>	male cousin from the mother's side
<b>bint al-khaala</b>	<i>bee-net al-kah-lah</i>	female cousin from the mother's side
<b>'ahl az-zawj</b>	<i>ahel az-zah-weh-j</i>	in-laws (M; collective)
<b>'ahl az-zawja</b>	<i>ahel az-zah-weh-jah</i>	in-laws (F; collective)
<b>Hamou</b>	<i>hah-mooh</i>	father-in-law
<b>Hamaat</b>	<i>hah-maht</i>	mother-in-law
<b>sif</b>	<i>see-lef</i>	brother-in-law
<b>silfa</b>	<i>see-leh-fah</i>	sister-in-law
<b>rabboun</b>	<i>rah-boon</i>	stepfather
<b>rabba</b>	<i>rah-bah</i>	stepmother
<b>'akh min al-'ab</b>	<i>ah-kh-eh min al-ah-b</i>	stepbrother from the father's side
<b>'ukht min al-'ab</b>	<i>oo-khe-t min al-ah-b</i>	stepsister from the father's side
<b>'akh min al-'umm</b>	<i>ah-kh-eh min al-oo-m</i>	stepbrother from the mother's side
<b>'ukht min al-'umm</b>	<i>oo-khe-t min al-oo-m</i>	stepsister from the mother's side



The **'usra** plays a very important role in Arab life, society, and culture, and the Arab **'usra** structure is very different than the Western family unit. The notion of the **'usra** is much more comprehensive and reinforced in the Arab world and the Middle East than it is in America or other Western countries. The family unit most prevalent in the West is the nuclear family — generally comprised of two parents and their children. But the **'usra** in the Arab world is an extended, close-knit family network made up of parents, children, grandparents, aunts, uncles, and cousins.

It's not uncommon to find an Arab household in which children live not only with their parents but also with their aunts, uncles, cousins, and grandparents. In Arab culture, the idea of the immediate family extends to second- and even third-degree cousins! In addition, lineage is important, and the terms for family relatives are specifically designed to differentiate between cousins from the mother's side (**'ibn al-khaal**) and cousins from the father's side (**'ibn al-'amm**). Thus, if you're talking to an Arab about his or her family, you can be sure that you'll have a lot to talk about!

## Talking about Work

You can generally find out a lot about a person based on his or her **mihna** (*meeh-nah*; job). If you want to ask someone about his or her profession, you have two options:

- ✓ **maa mihnatuka?** (*maah meeh-nah-too-kah*; What is your job?; literally "What do you do?") (M)
- ✓ **maa mihnatuki?** (*maah meeh-nah-too-kee*; What is your job?; literally "What do you do?") (F)
- ✓ **'ayna ta'mal?** (*eh-yeh-nah tah-mal*; Where do you work?) (M)
- ✓ **'ayna ta'maliina?** (*eh-yeh-nah tah-mah-lee-nah*; Where do you work?) (F)

Table 4-3 contains some important words relating to different occupations.

<b>Table 4-3 Professions</b>		
<i>Arabic</i>	<i>Pronunciation</i>	<i>Translation</i>
<b>maSrafii</b>	<i>mah-srah-fee</i>	banker (M)
<b>SaHafii</b>	<i>sah-hah-fee</i>	journalist (M)
<b>kaatib</b>	<i>kah-teeb</i>	writer (M)
<b>mumathil</b>	<i>moo-mah-theel</i>	actor (M)
<b>muhandis</b>	<i>moo-han-dees</i>	architect (M)
<b>Tabiib</b>	<i>tah-beeb</i>	doctor (M)
<b>fannaan</b>	<i>fah-nan</i>	artist (M)
<b>mughannii</b>	<i>moo-ghah-nee</i>	singer (M)
<b>muTarjim</b>	<i>moo-tar-jeem</i>	translator (M)
<b>mumarriD</b>	<i>moo-mah-reed</i>	nurse (M)
<b>muHaamii</b>	<i>moo-hah-mee</i>	lawyer (M)
<b>Tabbaakh</b>	<i>tah-bah-kh</i>	cook (M)
<b>taajir</b>	<i>tah-jeer</i>	merchant (M)
<b>muHaasib</b>	<i>moo-hah-seeb</i>	accountant (M)
<b>simsaar</b>	<i>seem-sahr</i>	broker (M)
<b>Hallaaq</b>	<i>hah-lahk</i>	barber (M)
<b>fallaaH</b>	<i>fah-lah</i>	farmer (M)
<b>raaqiS</b>	<i>rah-kees</i>	dancer (M)
<b>shurTii</b>	<i>shoor-tee</i>	police officer (M)
<b>'iTfaa'ii</b>	<i>eet-fah-ee</i>	fireman
<b>rajul 'a'maal</b>	<i>rah-jool ah-maal</i>	businessman

Table 4-3 gives the masculine forms of professions. To convert the masculine forms of professions into the feminine forms, simply add **fatHa**. For example, to say “translator” in the feminine, you add a **fatHa** to



**muTarjim** to get **muTarjima** (*moo-tar-jee-mah*; translator) (F). Take a look at the following conversation:

Alexandra: **maa mihnatuka?** (*maah meeh-nah-too-kah?* What do you do?)

Hassan: **'anaa muhandis fii dar al-baydaa'.** (*ah-nah moo-han-dees fee dar al-bay-dah.* I'm an architect in Casablanca.)

Alexandra: **haadhaa mumtaaz!** (*hah-zah moom-taz!* That's excellent!)

Hassan: **wa 'anti, 'ayna ta'maliina?** (*wah ahn-tee, eh-yeh-nah tah-mah-lee-nah?* And you, where do you work?)

Alexandra: **'anaa SaHafiyya.** (*ah-nah sah-hah-fee-yah.* I'm a journalist.)

Hassan: **ma'a 'ayy jariida?** (*mah-ah ay jah-ree-dah?* With which newspaper?)

Alexandra: **ma'a nyuu yoork taymz.** (*mah-ah noo-york tie-mez.* With *The New York Times.*)

## Shooting the Breeze: Talking about the Weather

If you want to engage in **kalaam khafiif**, shoot the breeze, or chitchat with a friend or stranger, talking about **Taqs** (*tah-kes*; weather) is a pretty safe topic. In conversations about **Taqs**, you're likely to use some of the following words:

- ✓ **shams** (*shah-mes*; sun)
- ✓ **maTar** (*mah-tar*; rain)
- ✓ **ra'd** (*rah-ed*; thunder)
- ✓ **barq** (*bah-rek*; lightning)
- ✓ **suHub** (*soo-hoob*; clouds)
- ✓ **Harara** (*hah-rah-rah*; temperature)
- ✓ **daraja** (*dah-rah-jah*; degrees)

- ✓ **bard** (*bah-red*; cold)
- ✓ **sukhoun** (*suh-koon*; hot)
- ✓ **ruTuuba** (*roo-too-bah*; humidity)
- ✓ **riiH** (*ree-eh*; wind)
- ✓ **'aaSifa** (*ah-tee-fah*; storm)
- ✓ **thalj** (*thah-lej*; snow)
- ✓ **qawsu quzaH** (*qah-wuh-suh koo-zah*; rainbow)



If you want to express the temperature, as in “It’s x degrees,” you must use the following construct: **al-Harara (insert number) daraja**. So, **al-Harara 35 daraja** means “It’s 35 degrees.”

Here are some expressions you can use to start talking about **Taq**s:

- ✓ **hal sayakun maTar al-yawm?** (*hal sah-yah-koon mah-tar al-yah-oum*; Is it going to rain today?)
- ✓ **yawm sukhoum, na'am?** (*yah-oum suh-koon, nah-am*; Hot day, isn't it?)
- ✓ **'inna yahubbu al-bard faj'atan.** (*ee-nah yah-hoo-boo al-bah-red fah-jeh-ah-tan*; It's gotten cold all of a sudden.)
- ✓ **kayfa aT-Taqs fii nyuu yoork?** (*keh-yeh-fah ah-tah-kes fii noo york*? How's the weather in New York?)
- ✓ **hal satakun shams?** (*hal sah-tah-koon shah-mes*? Is it going to be sunny?)
- ✓ **hal sayabqaa aT-Taqs haakadhaa kul al-usbuu'?** (*hal sah-yab-qah at-tah-kes hah-kah-zah kool al-oos-boo*; Will the weather remain like this all week?)

It would be difficult to chat about the weather without mentioning the **fuSuul** (*fuh-sool*; seasons):

- ✓ **Sayf** (*sah-yef*; summer)
- ✓ **khariif** (*kah-reef*; fall)
- ✓ **shita'** (*shee-tah*; winter)
- ✓ **rabii'** (*rah-beeh*; spring)



Temperatures in the majority of the Middle Eastern countries are stated in Celsius and not Fahrenheit. If you hear someone say that **al-harara 25 daraja** (*al-hah-rah-rah 25 dah-rah-jah*; It's 25 degrees), don't worry that you're going to freeze! They actually mean that it's almost 80 degrees Fahrenheit. To convert degrees from Celsius to Fahrenheit, use the following formula:

$$(\text{Celsius} \times 1.8) + 32 = \text{Degrees Fahrenheit}$$



## Chapter 5

# Enjoying a Drink or a Snack (or a Meal!)

---

### *In This Chapter*

- ▶ Covering breakfast, lunch, and dinner
  - ▶ Eating at home
  - ▶ Dining at a restaurant
- 

**T**a'aam (*tah-am*; food) is a great way to explore a new culture. In this chapter, you expand your vocabulary with the Arabic words for some popular meals and foods, and you find out how to place an order at a restaurant.

## *All about Meals*

The three basic **wajbaat** (*waj-bat*; meals) in Arabic are:

- ✓ **fuTuur** (*foo-toor*; breakfast)
- ✓ **ghidaa'** (*gee-dah*; lunch)
- ✓ **'ishaa'** (*eeh-shah*; dinner)

Sometimes when you're feeling a little **jaai'** (*jah-eeh*; hungry) but aren't ready for a full course **wajba**, you may want a small **wajba khafiifa** (*waj-bah kah-fee-fah*; snack) instead.

## Breakfast

**fuTuur** is the most important meal of the day. Here are some words that can help you start your morning right:

- ✓ **qahwa** (*qah-wah*; coffee)
- ✓ **kaHla** (*kah-lah*; black)
- ✓ **qahwa bi Haliib** (*qah-wah bee hah-leeb*; coffee with milk)
- ✓ **qahwa bi sukkar** (*qah-wah bee soo-kar*; coffee with sugar)
- ✓ **qahwa bi Haliib wa sukkar** (*qah-wah bee hah-leeb wah soo-kar*; coffee with milk and sugar)
- ✓ **shay** (*shay*; tea)
- ✓ **shay bi 'asal** (*shay bee ah-sel*; tea with honey)
- ✓ **khubz** (*koo-bez*; bread)
- ✓ **mu'ajjanaat** (*moo-ah-jah-nat*; pastries)
- ✓ **khubz muHammar** (*koo-bez moo-hah-mar*; toasted bread)
- ✓ **khubz bi zabda** (*koo-bez bee zab-dah*; bread with butter)
- ✓ **khubz bi zabda wa 'asal** (*koo-bez bee zab-dah wah ah-sal*; bread with butter and honey)
- ✓ **shefanj** (*sheh-fanj*; donuts)
- ✓ **Hubuub al-fuTuur** (*hoo-boob al-foo-toor*; breakfast cereal)
- ✓ **bayD** (*bah-yed*; eggs)
- ✓ **'aSiir** (*ah-seer*; juice)
- ✓ **'aSiir al-burtuqaal** (*ah-seer al-boor-too-kal*; orange juice)
- ✓ **'aSiir at-tuffaaH** (*ah-seer ah-too-fah*; apple juice)
- ✓ **'aSiir al-jazar** (*ah-seer al-jah-zar*; carrot juice)
- ✓ **Haliib** (*hah-leeb*; milk)

Do you typically grab your breakfast on the go? Here are some phrases to help you out:

Laura: **SabaaH al-khayr ‘aHmad.** (*sah-bah al-kah-  
yer ah-mad.* Good morning Ahmed.)

Ahmed: **SabaaH an-nuur lora. maadhaa tuHib-  
biina haadha aS-SabaaH?** (*sah-bah ah-noor loh-  
rah. mah-zah too-hee-bee-nah hah-zah ah-sah-bah?*  
Good morning Laura. What would you like this  
morning?)

Laura: **al’aadii.** (*al-ah-dee.* The usual.)

Ahmed: **fawran. qahwa wa Haliib, na’am?** (*faw-  
ran. qah-wah wah hah-leeb, nah-am?* Right away.  
Coffee with milk, right?)

Laura: **na’am.** (*nah-am.* Yes.)

Ahmed: **kam min mil’aqat as-sukkar?** (*kam  
meen meel-ah-kat ah-soo-kar?* How many spoons  
of sugar?)

Laura: **mil’aqatayn.** (*meel-ah-qah-tayn.* Two  
spoons.)

Ahmed: **hal tuHibbiina al-qahwa Saghiira  
‘aadiya ‘aw kabiira?** (*hal too-hee-bee-nah al-qah-  
wah sah-ghee-rah ah-dee-yah aw kah-bee-rah?*  
Would you like a small, medium, or large coffee?)

Laura: **‘uHibbu qahwa kabiira al-yawm.** (*oo-hee-  
boo qah-wah kah-bee-rah al-yah-oum.* I’d like a  
large coffee today.)

Ahmed: **wa hal turiidiina shay’un li al’aki?**  
(*wah hal too-ree-dee-nah shay-oon lee al-ah-kel?*  
And would you like anything to eat?)

Laura: **hal ‘indaka shefanj?** (*hal een-dah-kah  
sheh-fanj?* Do you have donuts?)

Ahmed: **na’am. kam min shefanja turiidiina?**  
(*nah-am. kam meen sheh-fan-jah too-ree-dee-nah?*  
Yes. How many donuts do you want?)

Laura: **‘uriidu thalaathat shefanja min faDlik.**  
(*oo-ree-doo thah-lah-that sheh-fan-jah meen fad-  
leek.* I’d like three donuts please.)

A piece of **faakiha** (*fah-kee-hah*; fruit) is a healthy addition to any **fuTuur**. Here are some common **fawaakih** (*fah-wah-keeh*; fruits):

- ✓ **burtuqaala** (*boor-too-kal-ah*; orange)
- ✓ **tufaaHa** (*too-fah-hah*; apple)
- ✓ **mawza** (*maw-zah*; banana)
- ✓ **tuuta** (*too-tah*; strawberry)
- ✓ **'ijaaS** (*ee-jas*; pear)
- ✓ **dallaaHa** (*dah-lah-hah*; watermelon)
- ✓ **baTTiikh** (*bah-teek*; cantaloupe)
- ✓ **khawkha** (*kaw-kah*; peach)
- ✓ **'inab** (*ee-nab*; grapes)
- ✓ **laymoon** (*lay-moon*; lemon)
- ✓ **laymoon hindii** (*lay-moon heen-dee*; grapefruit)
- ✓ **laymoon maaliH** (*lay-moon mah-leeh*; lime)
- ✓ **al-anbaj** (*al-ann-baj*; mango)

## Lunch

Eating your **fuTuur** keeps you **shab'aan** (*shab-an*; satisfied) for a few hours. When you get **jaai'** (*jah-eeh*; hungry) again, it's time for **al-ghidaa'** (*al-gee-dah*; lunch).



**al-ghidaa'** is a very important **wajba** (*waj-bah*; meal). In most Middle Eastern countries, workers don't sit in their cubicles and eat their **ghidaa'**. Rather, most offices close and employees get two hours or more for **al-ghidaa'**!

Here are some of the common **Ta'aam** (*tah-am*; foods) you can expect during the **ghidaa'**:

- ✓ **laHam** (*lah-ham*; meat)
- ✓ **laHam al-baqar** (*lah-ham al-bah-kar*; beef)
- ✓ **laHam al-ghanam** (*lah-ham al-ghah-nam*; lamb)
- ✓ **laHam al-'ajal** (*lah-ham al-ah-jel*; veal)



- ✓ **samak** (*sah-mak*; fish)
- ✓ **dajaaj** (*dah-jaj*; chicken)
- ✓ **ruz** (*rooz*; rice)

Sometimes, your **ghidaa'** may consist of a simple **sandwiish** (*sand-weesh*; sandwich). Other times, you may prefer a nice, healthy **salada** (*sah-lah-dah*; salad). Here are some **khudar** (*koo-dar*; vegetables) to help you make your **salada ladhiidha** (*lah-zee-zah*; delicious):

- ✓ **khas** (*kass*; lettuce)
- ✓ **TamaaTim** (*tah-mah-teem*; tomatoes)
- ✓ **khurshuuf** (*koor-shoof*; artichokes)
- ✓ **baTaaTis** (*bah-tah-tees*; potatoes)
- ✓ **hilyoon** (*heel-yoon*; asparagus)
- ✓ **'afookaat** (*ah-foo-kat*; avocado)
- ✓ **qarnabiiT** (*kar-nah-beet*; broccoli)
- ✓ **qunnabiiT** (*koo-nah-beet*; cauliflower)
- ✓ **dhurra** (*zoo-rah*; corn)
- ✓ **khiyaar** (*kee-yar*; cucumber)
- ✓ **fuul** (*fool*; beans)
- ✓ **'ayshu al-ghuraab** (*ay-shoo al-ghoo-rab*; mushrooms)
- ✓ **baSla** (*bass-lah*; onions)
- ✓ **baziilya** (*bah-zee-lee-yah*; peas)
- ✓ **'isfaanaakh** (*ees-fah-nak*; spinach)

In order to make a **sandwiish** even more delicious, add some of the following **Tawaabil** (*tah-wah-beel*; condiments):

- ✓ **SalSa min aT-TamaaTim** (*sal-sah meen at-tah-mah-teem*; ketchup)
- ✓ **khardal** (*kar-dal*; mustard)
- ✓ **miiyooniiz** (*mee-yoo-nee-z*; mayonnaise)
- ✓ **mukhallalaat** (*moo-kah-lah-lat*; pickles)

If you're particular about how you like your sandwich, the following phrases will help you out when you head to the sandwich shop:

Nawal: **'ahlan. kayfa yumkin 'an 'usaa'iduka?** (*ahel-an. kay-fah yoom-keen an oo-sah-ee-doo-kah?* Hi. How may I help you?)

Matt: **'uriidu 'an 'aTlub sandwiish min faDlik.** (*oo-ree-doo an at-loob sand-weesh meen fad-leek.* I would like to order a sandwich please.)

Nawal: **'ay Hajem sandwiish turiid: kabiir 'aw Saghiiir?** (*ay hah-jem sand-weesh too-reed: kah-beer aw sah-gheer?* What size sandwich do you want: large or small?)

Matt: **as-sandwiish al-kabiir.** (*ah-sand-weesh al-kah-beer.* The large sandwich.)

Nawal: **'ay naw' min khubz tuHibb: khubz 'abyaD 'aw khubz az-zara'?** (*ay nah-ouh meen koo-bez too-heeb: koo-bez ab-yad aw koo-bez ah-zah-rah?* What type of bread would you like: white bread or whole wheat bread?)

Matt: **khubz 'abyaD.** (*koo-bez ab-yad.* White bread.)

Nawal: **'indanaa jamii' al-alHaam: laHam al-ghanam, laHam al-baqar wa laHam al-'ajal. wa 'indanaa dajaaj 'ayDan. 'ay laHam turiid fii as-sandwiish?** (*een-dah-nah jah-meeh al-al-ham: lah-ham al-ghah-nam, lah-ham al-bah-kar wah lah-ham al-ah-jal. wah een-dah-nah dah-jaj ay-zan. ay lah-ham too-reed fee ah-sand-weesh?* We have all sorts of meat: lamb, beef, and veal. And we also have chicken. What kind of meat do you want in the sandwich?)

Matt: **dajaaj min faDlik.** (*dah-jaj meen fad-leek.* Chicken please.)

Nawal: **wa hal tuHibb khudar fii as-sandwiish?** (*wah hal too-heeb koo-dar fee ah-sand-weesh?* And would you like any vegetables in your sandwich?)

Matt: **na'am. hal 'indakum TamaaTim?** (*nah-am. hal een-dah-koom tah-mah-teem?* Yes. Do you have any tomatoes?)

Nawal: **na'am. shay' 'aakhar?** (*nah-am. shay ah-kar?* Yes. Anything else?)

Matt: **khas, qarnabiiT wa baSla.** (*kass, kar-nah-beet wah bas-lah.* Lettuce, broccoli, and onions.)

Nawal: **'afwan, ma 'indanaa qarnabiiT.** (*af-wan, mah een-dah-nah kar-nah-beet.* I apologize, we don't have any broccoli.)

Matt: **Tayyib. Khas wa TamaaTim faqat.** (*tah-yeeb. kass, wah tah-mah-teem fah-kat.* That's okay. Lettuce and tomatoes will do.)

Nawal: **wa hal turiid Tawaabil?** (*wah hal too-reed tah-wah-beel?* And do you want condiments?)

Matt: **mukhallalaat faqat. shukran.** (*moo-kah-lah-lat fah-kat. shook-ran.* Pickles only. Thank you.)

## Words to Know

'aTlub	at-loob	order
Hajem	hah-jem	size
naw'	nah-ouh	type
khubz 'abyaD	koo-bez ab-yad	white bread
khubz az-zara'	koo-bez ah-zah-rah	whole wheat bread
jamii'	jah-meeh	all sorts
faqat	fah-kat	only



The most important **fi'l** (*fee-al*; verb) you should know relating to **Ta'aam** is the verb **'akala** (*ah-kah-lah*), which means "ate" in the past tense. In the present tense, it's conjugated as **ya'kulu** (*yah-koo-loo*; to eat). See Tables 5-1 and 5-2.

**Table 5-1 The Past Tense of the Verb 'akala (To Eat)**

<i>Form</i>	<i>Pronunciation</i>	<i>Translation</i>
'anaa 'akaltu	ah-nah ah-kal-too	I ate
'anta 'akalta	ahn-tah ah-kal-tah	You ate (MS)
'anti 'akalti	ahn-tee ah-kal-tee	You ate (FS)
huwa 'akala	hoo-wah ah-kah-lah	He ate
hiya 'akalat	hee-yah ah-kah-lat	She ate
naHnu 'akalnaa	nah-noo ah-kal-nah	We ate
'antum 'akaltum	ahn-toom ah-kal-toom	You ate (MP)
'antunna 'akaltunna	ahn-too-nah ah-kal-too-nah	You ate (FP)
hum 'akaluu	hoom ah-kah-loo	They ate (MP)
hunna 'akalna	hoo-nah ah-kal-nah	They ate (FP)
antumaa 'akaltumaa	ahn-too-mah ah-kal-too-mah	You ate (dual/MP/FP)
humaa 'akalaa	hoo-mah ah-kah-lah	They ate (dual/MP)
humaa 'akalataa	hoo-mah ah-kah-lah-tah	They ate (dual/FP)

<b>Table 5-2 Present Tense Conjugation of <i>ya'kulu</i> (To Eat)</b>		
<i>Form</i>	<i>Pronunciation</i>	<i>Translation</i>
'anaa 'a'kulu	ah-nah ah-koo-loo	I am eating
'anta ta'kulu	ahn-tah tah-koo-loo	You are eating (MS)
'anti ta'kuliina	ahn-tee tah-koo-lee-nah	You are eating (FS)
huwa ya'kulu	hoo-wah yah-koo-loo	He is eating
hiya ta'kulu	hee-yah tah-koo-loo	She is eating
naHnu na'kulu	nah-noo nah-koo-loo	We are eating
'antum ta'kuluuna	ahn-toom tah-koo-loo-nah	You are eating (MP)
'antunna ta'kulna	ahn-too-nah tah-kool-nah	You are eating (FP)
hum ya'kuluuna	hoom yah-koo-loo-nah	They are eating (MP)
hunna ya'kulna	hoo-nah yah-kool-nah	They are eating (FP)
antumaa ta'kulaani	ahn-too-mah tah-koo-lah-nee	You are eating (dual/MP/FP)
humaa ya'kulaani	hoo-mah yah-koo-lah-nee	They are eating (dual/MP)
humaa ta'kulaani	hoo-mah tah-koo-lah-nee	They are eating (dual/FP)

## *Dinner*

In most Arab countries, **'ishaa'** (*eeh-shah*; dinner) is usually eaten very late, around 9 or even 10 p.m. Because **ghidaa'** and **fuTuur** are the meals at which people eat a lot, and because of the traditionally late hour of **'ishaa'**, most people in the Arab world have light meals during **'ishaa'**.

A typical ‘**ishaa**’ consists of some sort of **samak** (*sah-mak*; fish), **dajaaj** (*dah-jaj*; chicken), or other kind of **laHm** (*lah-hem*; meat).

## Enjoying a Meal at Home

This section covers key terms to help you prepare and set the table for a **wajba ladhiida fii al-manzil** (*waj-bah lah-zee-zah fee al-man-zeel*; a delicious home-cooked meal)!

Here are some common items you might find in your **maTbakh** (*mat-bak*; kitchen):

- ✓ **furn** (*foo-ren*; stove)
- ✓ **thallaaja** (*thah-lah-jah*; refrigerator)
- ✓ **maghsala** (*mag-sah-lah*; sink)
- ✓ **khizaanaat** (*kee-zah-nat*; cupboards)
- ✓ **milH** (*mee-leh*; salt)
- ✓ **fulful** (*fool-fool*; pepper)
- ✓ **zayt az-zaytuun** (*zah-yet ah-zay-toon*; olive oil)

When you’re done **Tibaakha** (*tee-bah-kah*; cooking) **daakhil** (*dah-keel*; inside) the **maTbakh**, you’re ready to step into the **ghurfat al-‘akel** (*ghoor-fat al-ah-kel*; dining room) and set up the **Ta’aam** on top of the **maa’ida** (*mah-ee-dah*; dining table). Here are some items you may find on your **maa’ida**:

- ✓ **‘aS-SHaan** (*ass-han*; plates)
- ✓ **‘aTbaaq** (*at-bak*; dishes)
- ✓ **ku’uus** (*koo-oos*; glasses)
- ✓ **‘akwaab** (*ak-wab*; tumblers)
- ✓ **‘awaan fiDDiyya** (*ah-wan fee-dee-yah*; silverware)
- ✓ **shawkaat** (*shaw-kat*; forks)

- ✓ **malaa'iq** (*mah-lah-EEK*; spoons)
- ✓ **sakaakiin** (*sah-kah-keen*; knives)
- ✓ **manaadil** (*mah-nah-deel*; napkins)

## Dining Out

Going to a nice **maT'am** (*mat-am*; restaurant) is one of my favorite things to do. In this section, you find out how to interact with the wait staff and choose the best food.



The dining experience in most restaurants in the Middle East, as well as in Middle Eastern restaurants all over the world, is truly an enchanting and magical experience. The décor is usually very ornate and sumptuous, with oriental patterns and vivid colors adorning the rooms. The wait staff usually wears traditional **jellaba** (*jeh-lah-bah*), which are long, flowing garments that are pleasing to the eye, and the food is very exotic, spicy, and delicious. When you go to a Middle Eastern restaurant, allow at least a couple of hours for the dining experience — don't be surprised if you end up savoring a five- or even seven-course meal!

### Perusing the menu

As in other restaurants, the **qaa'imat aT-Ta'aam** (*qah-ee-mah ah-tah-am*; menu) in Middle Eastern restaurants is usually divided into three sections:

- ✓ **muqabbilaat** (*moo-qah-bee-lat*; appetizers)
- ✓ **Ta'aam ra'iisii** (*tah-am rah-ee-see*; main course/ entrees)
- ✓ **taHliya** (*tah-lee-yah*; dessert)

### Appetizers

In the **muqabbilaat** section of the menu, you find some **Ta'aam khafiif** (*tah-am kah-feef*; light food) to help build your appetite. Here are some common **muqabbilaat**:

- ✓ **rubyaan** (*roob-yan*; shrimp)
- ✓ **baadhinjaan** (*bah-zeen-jan*; eggplant)
- ✓ **kam'a** (*kam-ah*; truffles)
- ✓ **thuum muHAMmar** (*toom moo-hah-mar*; roasted garlic)
- ✓ **waraq 'ay-nab** (*wah-rak ay-nab*; stuffed grape leaves)
- ✓ **'adas** (*ah-das*; lentils)
- ✓ **Hasaa'** (*hah-sah*; soup)
- ✓ **Hariira** (*hah-ree-rah*; Moroccan soup)

### Entrees

The **Ta'aam ra'iisii** consist of dishes featuring **dajaaj** (*dah-jaj*; chicken), various other **laHam** (*lah-ham*; meat), and **samak** (*sah-mak*; fish). Most restaurants have a pretty extensive selection of **samak**, including:

- ✓ **salmoon** (*sal-moon*; salmon)
- ✓ **al-qood** (*al-kood*; cod)
- ✓ **tuun** (*toon*; tuna)
- ✓ **al-'uTruuT** (*al-oot-root*; trout)
- ✓ **'isqoomrii** (*ees-koom-ree*; mackerel)
- ✓ **shabbooT** (*shah-boot*; carp)
- ✓ **moosaa** (*moo-sah*; sole)
- ✓ **qirsh** (*kee-resh*; shark)

### Desserts

The **taHliya** is a great way to wrap up a nice **wajba**. I like the **taHliya** because there are a lot of



**Halawiyyaat** (*hah-lah-wee-yat*; sweets) to choose from. Here are some popular **taHliya**:

- ✓ **ka'k** (*kahk*; cake)
- ✓ **ka'k ash-shuukuulaat** (*kahk ah-shoo-koo-lat*; chocolate cake)
- ✓ **Buudha** (*boo-zah*; ice cream)
- ✓ **'aTbaaq** (*at-bak*; pudding)
- ✓ **al-jubun** (*al-joo-boon*; cheese)

### *Beverages*

In addition to **Ta'aam**, you may also notice a portion of the menu — or an entirely different menu — introducing different kinds of **mashruubaat** (*mash-roo-bat*; drinks). The following are some **mashruubaat** you may come across in the **qaa'imat aT-Ta'aam**:

- ✓ **maa'** (*mah*; water)
- ✓ **maa' ghaaziya** (*mah ghah-zee-yah*; soda water)
- ✓ **'aSiir al-laymoon** (*ah-seer ah-lay-moon*; lemonade)
- ✓ **al-khamer** (*al-kah-mer*; alcohol)
- ✓ **biirra** (*bee-rah*; beer)
- ✓ **nabiidh** (*nah-beez*; wine)
- ✓ **nabiidh 'aHmar** (*nah-beez ah-mar*; red wine)
- ✓ **nabiidh 'abyaD** (*nah-beez ab-yad*; white wine)

### *Placing your order*

After you peruse the **qaa'imat aT-Ta'aam**, you're ready to place your order with either the

- ✓ **khaadim al-maT'am** (*kah-deem al-mat-am*; waiter) or the
- ✓ **khaadimat al-maT'am** (*kah-dee-maht al-mat-am*; waitress).

**maT'am** staff are usually highly trained individuals who know the ins and outs of the **Ta'aam** that the **maT'am** serves, so don't be afraid to ask lots of **'as'ila** (*ass-ee-lah*; questions) about things on the **qaa'imat aT-Ta'aam**. Here's how you might order:

Waitress: **marHaba bikum 'ilaa maT'am 'aTlas. kayfa yumkin 'an 'usaa'idukum?** (*mar-hah-bah bee-koom ee-lah mat-ham at-las. kay-fah yoom-keen an oo-sah-ee-doo-koom?* Welcome to Restaurant Atlas. How may I help you?)

Sam: **'ay mashruubaat 'indakum?** (*ay mash-roo-bat een-dah-koom?* What do you have to drink?)

Waitress: **'indanaa maa', maa' ghaaziya wa 'aSiir al-laymoon.** (*een-dah-nah mah, mah ghah-zee-yah wah ah-seer ah-lay-moon.* We have water, soda water, and lemonade.)

Sam: **sa-nabda' bi maa' min faDlik.** (*sah-nab-dah bee mah meen fad-leek.* We'll start with water please.)

Waitress: **turiidaani maa' Tabi'ii 'aw maa' 'aadii?** (*too-ree-dah-nee mah tah-bee-eeey aw mah ah-dee?* Do you want mineral [bottled] water or regular [tap] water?)

Sam: **maa' Tabi'ii.** (*mah tah-bee-eeey.* Mineral water.)

Waitress: **fawran. hal turiidaani khamer 'ayDan?** (*faw-ran. hal too-ree-dah-nee kah-mer ay-zan?* Right away. And would you like any alcoholic drinks as well?)

Atika: **hal 'indakum nabiidh?** (*hal een-dah-koom nah-beez?* Do you have any wine?)

Waitress: **na'am. 'indanaa nabiidh 'abyaD wa nabiidh 'aHmar.** (*nah-am. een-dah-nah nah-beez ab-yad wah nah-beez ah-mar.* Yes. We have white wine and red wine.)

Atika: **sa-na'khudh nabiidh 'aHmar min faDlik.** (*sah-nah-kooz nah-beez ah-mar meen fad-leek.* We'll have red wine please.)

Waitress: **mumtaaz. sa ‘a’Tiikum waqt li-taqra’aani al-qaa’ima.** (*moom-taz. sah ah-tee-koom wah-ket lee-tak-rah-ah-nee al-qah-ee-mah.* Excellent. I’ll give you some time to read through the menu.)

Sam: **shukran.** (*shook-ran.* Thank you.)

Waitress: **hal ‘antumaa musta’idaani li-’iTlaab aT-Ta’aam?** (*hal an-too-mah moos-tah-ee-dah-nee lee-eet-lab ah-tah-am?* Are you ready to place your order?)

Atika: **na’am. li al-muqabbilaat sa-nabda’ bi rubyaan wa kam’a.** (*nah-am. lee al-moo-qah-bee-lat sah-nab-dah bee roob-yan wah kam-ah.* Yes. For appetizers, we’d like shrimp and truffles.)

Waitress: **‘ikhtiyaar mumtaaz.** (*EEK-tee-yar moom-taz.* Excellent selection.)

Sam: **wa ba’da dhaalika sa-na’khudh salmoon.** (*wah bah-dah zah-lee-kah sa-nah-kooz sal-moon.* And after that we’d like to have salmon.)

Waitress: **shay’ ‘aakhar?** (*shay ah-kar?* Anything else?)

Atika: **nuriid ka’k ash-shuukuulaat li at-taHliya.** (*noo-reed kahk ah-shoo-koo-lat lee ah-tah-lee-yah.* We’d like the chocolate cake for dessert.)

## *Finishing your meal and paying the bill*

When you finish your meal, you need to take care of your **Hisaab** (*hee-sab*; bill). You may ask your waiter for the bill by saying **al-Hisaab min faDlik** (*al-hee-sab meen fad-leek*; the bill please). Another option is to ask the waiter or waitress **kam al-kaamil?** (*kam al-kah-meel*; What’s the total?).

Like in the United States, tipping your waiter or waitress is customary in Arabic-speaking countries and Middle Eastern restaurants. The amount of the **baqsheeh** (*bak-sheesh*; tip) depends on the kind of service you received, but usually 15 to 20 percent is average.



## Chapter 6

# Shop 'til You Drop!

### *In This Chapter*

- ▶ Browsing inside the store
- ▶ Comparing items and costs
- ▶ Identifying clothing sizes and colors

**W**hether you're hardcore or just window shopping, this chapter gives you what you need to know.

## *Going to the Store*

When you want to buy something, you head to the **dukkaan** (*doo-kan*; store). Depending on your shopping list, you can choose from different types of **dakaakiin** (*dah-kah-keen*; stores). Here are some specialty **dakaakiin** you may need to visit:

- ✓ **makhbaza** (*mak-bah-zah*; bakery)
- ✓ **maktaba** (*mak-tah-bah*; bookstore/library)
- ✓ **dukkaan al-malaabis** (*doo-kan al-mah-lah-bees*; clothing store)
- ✓ **dukkaan al-iliktroniyaat** (*doo-kan al-ee-leek-troo-nee-yat*; electronics store)
- ✓ **dukkaan al-Halawiyyaat** (*doo-kan al-hah-lah-wee-yat*; pastry shop)
- ✓ **dukkaan al-baqqaal** (*doo-kan al-bah-kal*; grocery store)

- ✓ **dukkaan as-samak** (*doo-kan ah-sah-mak*; fish store)
- ✓ **jawharii** (*jaw-hah-ree*; jeweler)

Other types of **dakaakiin** provide services, such as haircuts and manicures. Here are some **dakaakiin** that are more service-oriented:

- ✓ **maktab as-siyaaHa** (*mak-tab ah-see-yah-hah*; travel agency)
- ✓ **Hallaaq** (*hah-lak*; barber/hairdresser)
- ✓ **dukkaan al-jamal** (*doo-kan al-jah-mal*; beauty parlor)

If you need to shop for a variety of goods, your destination is the **dukkaan kabiir** (*doo-kan kah-beer*; department store/mall), where you can find almost anything you want.

## *Browsing the merchandise*

Sometimes you just need to browse. If so, a **khaadim ad-dukkaan** (*kah-deem ah-doo-kan*; store clerk) (M) or a **khaadima ad-dukkaan** (*kah-dee-mah ah-doo-kan*; store clerk) (F) may ask:

- ✓ **hal yumkin ‘an ‘usaa’iduka?** (*hal yoom-keen an oo-sah-ee-doo-kah?*; May I help you?) (M)
- ✓ **hal yumkin ‘an ‘usaa’iduki?** (*hal yoom-keen an oo-sah-ee-doo-kee?*; May I help you?) (F)
- ✓ **hal turiidu shay’ khaaS?** (*hal too-ree-doo shay kas?*; Are you looking for anything in particular?) (M)
- ✓ **hal turiidiina shay’ khaaS?** (*hal too-ree-dee-nah shay kas?*; Are you looking for anything in particular?) (F)

If you need **musaa’ada** (*moo-sah-ah-dah*; help/assistance), simply respond by saying **na’am** (*nah-am*; yes). Otherwise, if you want to continue browsing, **laa**

**shukran** (*lah shook-ran*; no thank you) should do the trick.

## Getting around the store

If you want **tawjiihaat** (*taw-jee-hat*; directions) to part of the store, head to the **maktab al-'i'laamaat** (*mak-tab al-eeh-lah-mat*; information desk) to have your **'as'ila** (*ass-ee-lah*; questions) answered. Here are some **'as'ila** to help you practice:

- ✓ **hal yumkin 'an tusaa'idunii?** (*hal yoom-keen an too-sah-ee-doo-nee*; Is it possible for you to help me?)
- ✓ **'ayna aT-Tabiq al-'awwal?** (*ay-nah ah-tah-beek al-ah-wal*; Where is the first floor?)
- ✓ **'ayna al-miS'ad?** (*ay-nah al-mees-ad*; Where is the elevator?)
- ✓ **hal hunaaka miS'ad 'ilaa aT-Tabaq al-khaamis?** (*hal hoo-nah-kah mees-ad ee-lah ah-tah-bak al-kah-mees*? Is there an elevator to the fifth floor?)
- ✓ **'ayna maHall al-malaabis?** (*ay-nah mah-hal al-mah-lah-bees*; Where is the section for clothes?)
- ✓ **fii 'ay Tabaq al-jawharii?** (*fee ay tah-baq al-jaw-hah-ree*; On which floor is the jeweler located?)
- ✓ **hal hunaaka makhbaza fii ad-dukaan al-kabiir?** (*hal hoo-nah-kah mak-bah-zah fee ah-doo-kan al-kah-beer*; Is there a bakery in the mall?)

## Words to Know

yabHathu	yab-hah-thoo	searching
maHall	mah-hal	section
nisaa'	nee-sah	women

*continued*

## Words to Know (continued)

rijaal	ree-jal	men
banaat	bah-nat	girls
'awlaad	aw-lad	boys
Tabiq	tah-beek	floor
miS'ad	mees-ad	elevator
yamiin	yah-meen	right
yaSaar	yah-sar	left
yamiinuki	yah-mee-noo-kee	your right (F)
yamiinuka	yah-mee-noo-kah	your right (M)
yaSaaruki	yah-sah-roo-kee	your left (F)
yaSaaruka	yah-sah-roo-kah	your left (M)
daakhil	dah-keel	inside
khaarij	kah-reej	outside

## Asking for a Particular Item

When you want a particular item, you're likely to need a demonstrative word, such as "that one" or "this" or "those over there." *Demonstratives* are the little words we use to specify particular items. Table 6-1 presents the common demonstratives in Arabic:



<i>Arabic</i>	<i>Pronunciation</i>	<i>Translation</i>
<b>haadhaa</b>	<i>hah-zah</i>	this (MS)
<b>haadhihi</b>	<i>hah-zee-hee</i>	this (FS)
<b>dhaalika</b>	<i>zah-lee-kah</i>	that (MS)
<b>Tilka</b>	<i>teel-kah</i>	that (FS)
<b>haa'ulaa'ii</b>	<i>hah-oo-lah-ee</i>	these (gender neutral)
<b>'ulaa'ika</b>	<i>oo-lah-ee-kah</i>	those (gender neutral)

In a sentence, you always place the demonstrative word *before* the object being pointed to, which is often a noun. In addition, the noun must be defined using the definite prefix pronoun **al-**.

The following conversation illustrates some common demonstratives:

Omar: **hal 'indakum jakiiTaat?** (*hal een-dah-koom jah-kee-tat?* Do you have jackets?)

Salesperson: **na'am. 'indanaa 'anwaa' kathiira min aj-jakiiTaat. 'an 'ay naw' tabHathu?** (*nah-am. een-dah-nah an-wah kah-thee-rah meen ah-jah-kee-tat. an ay nah-weh tab-hah-thoo?* Yes. We have many different kinds of jackets. Which kind are you looking for?)

Omar: **'uriidu jakiiTa bi aj-jald.** (*oo-ree-doo jah-kee-tah bee ah-jah-led.* I want a leather jacket.)

Salesperson: **Tayyib. 'itba'nii min faDlik.** (*tah-yeeb. eet-bah-nee meen fad-leek.* Okay. Follow me please.)

Salesperson: **'ulaa'ika kul aj-jakiiTaat 'indanaa.** (*oo-lah-ee-kah kool ah-jah-kee-tat een-dah-nah.* Those are all the jackets we have.)

Omar: **'uHibbu haa'ulaa'ii aj-jakiiTaat.** (*oo-hee-boo hah-oo-lah-ee ah-jah-kee-tat.* I like these jackets.)

Salesperson: **'anaa muwaafiq. 'innahaa jamiila jiddan.** (*ah-nah moo-wah-feek. ee-nah-hah jah-mee-lah jee-dan.* I agree. They are very beautiful.)

Omar: **'uriidu 'an 'ujarrib haadhihi.** (*oo-ree-doo an oo-jah-reeb hah-zee-hee.* I would like to try on this one.)

Salesperson: **fawran. hal turiidu lawn khaaS?** (*faw-ran. hal too-ree-doo lah-wen kass?* Right away. Are you looking for any particular color?)

Omar: **'uriidu dhaalika al-lawn.** (*oo-ree-doo zah-lee-kah ah-lah-wen.* I want that color.)

## Words to Know

naw'	nah-weh	type/kind
yatba'u	yat-bah-oo	following
'itba'	eet-bah	follow (imperative)
'itba'nii	eet-bah-nee	follow me
muwaafiq	moo-wah-feek	agree
jamiil	jah-meel	beautiful (M)
jamiila	jah-mee-lah	beautiful (F)
'ujarrib	oo-jah-reeb	to try (I/me)
lawn	lah-wen	color
khaaS	kass	particular (M)
khaaSsa	kah-sah	particular (F)

## Comparing Merchandise

Debating between two or more comparable items? In this section, you discover how to evaluate comparable (and incomparable) items based on a variety of important criteria, such as price, quality, and durability.

### Comparing two or more items

Adjectives are the linguistic backbone that allow for comparisons between different items, products, or goods. Table 6-2 lists some of the most common adjectives. Table 6-3 lists the comparative forms of those adjectives.

<i>Adjective</i>	<i>Pronunciation</i>	<i>Translation</i>
<b>Kabiir</b>	<i>kah-beer</i>	big
<b>Saghiir</b>	<i>sah-gheer</i>	small
<b>Hasan</b>	<i>hah-san</i>	good
<b>suu'</b>	<i>sooh</i>	bad
<b>rakhiiS</b>	<i>rah-kees</i>	cheap
<b>ghalii</b>	<i>ghah-lee</i>	expensive
<b>sarii'</b>	<i>sah-reeh</i>	fast
<b>baTii'</b>	<i>bah-teeh</i>	slow
<b>thaqiil</b>	<i>tah-keel</i>	heavy
<b>khafiif</b>	<i>kah-feef</i>	light
<b>jamiil</b>	<i>jah-meel</i>	pretty
<b>bashii'</b>	<i>bah-sheeh</i>	ugly
<b>ba'iid</b>	<i>bah-eed</i>	far
<b>qariib</b>	<i>qah-reeb</i>	near
<b>jadiid</b>	<i>jah-deed</i>	new
<b>qadiim</b>	<i>qah-deem</i>	old

**Table 6-3**                      **Comparative Forms  
of Common Adjectives**

<i>Comparative</i>	<i>Pronunciation</i>	<i>Translation</i>
'akbar	ak-bar	bigger
'aSghar	ass-ghar	smaller
'aHsan	ah-san	better
'aswa'	as-wah	worse
'arkhas	ar-kas	cheaper
'aghlaa	ag-lah	more expensive
'asra'	ass-rah	faster
'abTa	ab-tah	slower
'athqal	at-kal	heavier
'akhfaa	ak-fah	lighter
'ajmal	aj-mal	prettier
'absha'	ab-shah	uglier
'ab'ad	ab-ad	farther
'aqrab	ak-rab	nearer
'ajadd	ah-jad	newer
'aqdam	ak-dam	older

Similar to English, the comparative forms of adjectives always follow this pattern:

noun + adjective comparative form + preposition  
**min** (*meen*; than) + second adjective



It's essential that you include the preposition **min** right after every comparative adjective. In addition, all nouns being compared need to be defined by attaching to them the definite article prefix **al-**.

Here are some common examples of comparative sentences using the adjective forms:

- ✓ **al-bint 'akbar min al-walad.** (*al-bee-net ak-bar meen al-wah-lad*; The girl is bigger than the boy.)
- ✓ **at-tilifizyuun 'aghlaa min al-midyaa'.** (*ah-tee-lee-fee-zee-yoon ag-lah meen al-meed-yah*; The television is more expensive than the radio.)
- ✓ **as-sayyaara 'asra' min as-shaaHina.** (*ah-sah-yah-rah as-rah meen ah-shah-hee-nah*; The car is faster than the bus.)
- ✓ **ajjakiiTa 'arkhas min al-qamiis.** (*ah-jah-kee-tah ar-kas meen al-qah-mees*; The jacket is cheaper than the shirt.)

When forming these types of sentences, you may add demonstratives to be even more specific. Here are examples of comparative sentences used in conjunction with demonstratives:

- ✓ **haadhihi al-bint 'akbar min dhaalika al-walad.** (*hah-zee-hee al-bee-net ak-bar meen zah-lee-kah al-wah-lad*; This girl is bigger than that boy.)
- ✓ **haadhihi as-sayyaaraat 'asra' min 'tilka as-shaahinaat.** (*hah-zee-hee ah-sah-yah-rat as-rah meen teel-kah ah-shah-hee-nat*; These cars are faster than those buses.)
- ✓ **tilka al-'imra'a 'ajmal min dhaalika ar-rajul.** (*teel-kah al-eem-rah-ah aj-mal meen zah-lee-kah ah-rah-jool*; That woman is prettier than that man.)
- ✓ **haadhaa al-walad 'akbar min 'ulaa'ika al-banaat.** (*hah-zah al-wah-lad ak-bar meen oo-lah-ee-kah al-bah-nat*; This boy is bigger than those girls.)



Notice in the examples that the adjective comparative form remains constant whether the nouns being compared are a combination of singular/singular, singular/plural, or

plural/plural. In other words, the adjective comparatives are neutral: They remain the same regardless of both gender and number.

### *Picking out the best item*

You use a *superlative* to say something is the “best,” “brightest,” “fastest,” “cleanest,” or “cheapest.” Basically, a superlative in Arabic is nothing more than the comparative form of the adjective! The only difference is that comparatives include the preposition **min** (than) and superlatives don’t include any preposition. For example, to tell someone, “This is the biggest house,” you say **haadhaa ‘akbar manzil** (*hah-zah ak-bar man-zeel*).



The biggest differences between superlatives and comparatives are:

- ✓ The superlative adjective always comes before the noun.
- ✓ When expressing a superlative, the noun is always undefined.

Here are some examples of superlative sentences:

- ✓ **haadhihi ‘ajmal bint.** (*hah-zee-hee aj-mal bee-net*; This is the prettiest girl.)
- ✓ **dhaalika ‘ab’ad dukkaan.** (*zah-lee-kah ab-ad doo-kan*; That is the farthest store.)

If you switch the order of the words to demonstrative + noun + superlative, be sure to define the noun. That’s the only other way you can construct a superlative sentence. For example:

- ✓ **haadhihi al-bint ‘ajmal.** (*hah-zee-hee al-bee-net aj-mal*; This girl is the prettiest.)
- ✓ **dhaalika ad-dukaan ‘ab’ad.** (*zah-lee-kah ah-doo-kan ab-ad*; That store is the farthest.)

Here's a conversation you might have when shopping around for the best option:

Salesman: **SabaaH an-nuur wa marHaba 'ilaa ad-dukkaa al-ilikroniyaat.** (*Sah-bah ah-noor wah mar-hah-bah ee-lah ah-doo-kan al-ee-leek-troo-nee-yat.* Good morning and welcome to the electronics store.)

Adam: **shukran. 'anaa 'abHathu 'an muSaw-wira.** (*shook-ran. ah-nah ab-hah-thoo an moo-sah-wee-rah.* Thank you. I am looking for a camera.)

Salesman: **hal tabHathu 'an naw' mu'ayyin?** (*hal tab-hah-thoo an nah-weh moo-ah-yeen?* Are you looking for a particular model?)

Adam: **'abHath 'an 'aHsan muSawwira.** (*ab-hath an ah-san moo-sah-wee-rah.* I'm looking for the best camera.)

Salesman: **Tayyib. 'indanaa haadhaa an-naw' bi alwaan mutaghayyira.** (*Tah-yeeb. een-dah-nah hah-zah ah-nah-weh bee al-wan moo-tah-ghah-yee-rah.* Okay. We have this model with different colors.)

Adam: **hal 'indakum naw' 'aakhar?** (*hal een-dah-koom nah-weh ah-kar?* Do you have another model?)

Salesman: **na'am. haadhaa an-naw' ath-thaanii mashhuur ma'a az-zabaa'in.** (*nah-am. hah-zah ah-nah-weh ah-thah-nee mash-hoor mah-ah ah-zah-bah-een.* Yes. This second model is popular with customers.)

Adam: **'ay naw' 'aHsan?** (*ay nah-weh ah-san?* Which is the best model?)

Salesman: **an-naw' ath-thaanii 'aHsan min an-naw' al-awwal.** (*ah-nah-weh ah-thah-nee ah-san meen ah-nah-weh al-ah-wal.* The second model is better than the first model.)

Adam: **'uriidu 'an 'ashtarii an-naw' ath-thaanii min faDlik.** (*oo-ree-doo an ash-tah-ree ah-nah-weh ah-thah-nee meen fad-leek.* I'd like to buy the second model please.)

Salesman: **'ikhtihaar mumtaaz!** (*eek-tee-yar moom-taz!* Excellent selection!)

## Words to Know

mu'ayyin	moo-ah-yeen	particular (M)
mu'ayyina	moo-ah-yee-nah	particular (F)
mutaghayyir	moo-tah-ghah-yeer	different (M)
mutaghayyira	moo-tah-ghah-yee-rah	different (F)
zabaa'in	zah-bah-een	customers
'ikhtiyaar	eek-tee-yar	selection (M)
'ikthiyaara	eek-tee-yah-rah	selection (F)

## Shopping for Clothes

For many people, one of the most essential items to shop for is **malaabis** (*mah-lah-bees*; clothes). Table 6-4 lists some basic articles of clothing and accessories you should know.

**Table 6-4** Clothing and Accessories

<i>Arabic</i>	<i>Pronunciation</i>	<i>Translation</i>
<b>sirwaal</b>	<i>seer-wal</i>	pants (S)
<b>saraawiil</b>	<i>sah-rah-weel</i>	pants (P)
<b>qamiis</b>	<i>qah-mees</i>	shirt
<b>'aqmisa</b>	<i>ak-mee-sah</i>	shirts
<b>mi'Taf</b>	<i>meeh-taf</i>	coat
<b>ma'aaTif</b>	<i>mah-ah-teef</i>	coats
<b>kaswa</b>	<i>kass-wah</i>	dress



<i>Arabic</i>	<i>Pronunciation</i>	<i>Translation</i>
'aksiwa	ak-see-wah	dresses
jallaaba	jah-lah-bah	Arab dress
jallaabaat	jah-lah-bat	Arab dresses
Hizaam	hee-zam	belt
'aHzima	ah-zee-mah	belts
qubba'a	koo-bah-ah	hat
qubba'aat	koo-bah-at	hats
jawrab	jaw-rab	sock
jawaarib	jah-wah-reeb	socks
Hidaa'	hee-dah	shoe
'aHdiya	ah-dee-yah	shoes
khaatim	kah-teem	ring
saa'a	sah-ah	watch

An important consideration when you're out shopping for **malaabis** is **al-Hajem** (*al-hah-jem*; size). The four standard clothes sizes are:

- ✓ **Saghiir** (*sah-gheer*; small) (American size [Men's]: 34–36; American size [Women's]: 6–8)
- ✓ **waSat** (*wah-sat*; medium) (American size [Men's]: 38–40; American size [Women's]: 10–12)
- ✓ **kabiir** (*kah-beer*; large) (American size [Men's]: 42–44; American size [Women's]: 14–16)
- ✓ **zaa'id kabiir** (*zah-eed kah-beer*; extra large) (American size [Men's]: 46 and above; American size [Women's]: 18–20)

Another important consideration in clothes shopping is the **lawn** (*lah-wen*; color). Because **'alwaan** (*al-wan*; colors) are adjectives that describe nouns, a **lawn** must always agree with the noun in terms of gender. How do you know whether a noun is feminine or masculine? In about 80 percent of the cases, feminine

nouns end with a **fatHa**, or the “ah” sound. For the rest, you must look up the word in the **qaamuus** (*qah-moos*; dictionary) to determine its gender. The masculine and feminine forms of some common colors appear in Table 6-5.

**Table 6-5 Basic Colors in Arabic**

<i>Color (M)</i>	<i>Pronunciation</i>	<i>Color (F)</i>	<i>Pronunciation</i>	<i>Translation</i>
<b>'abyaD</b>	<i>ab-yad</i>	<b>bayDaa'</b>	<i>bay-dah</i>	white
<b>'aswad</b>	<i>ass-wad</i>	<b>sawdaa'</b>	<i>saw-dah</i>	black
<b>'aHmar</b>	<i>ah-mar</i>	<b>Hamraa'</b>	<i>ham-rah</i>	red
<b>'akhDar</b>	<i>ak-dar</i>	<b>khaDraa'</b>	<i>kad-rah</i>	green
<b>'azraq</b>	<i>az-rak</i>	<b>zarqaa'</b>	<i>zar-qah</i>	blue
<b>'aSfar</b>	<i>ass-far</i>	<b>Safraa'</b>	<i>saf-rah</i>	yellow

## Chapter 7

# Making Leisure a Top Priority

---

### *In This Chapter*

- ▶ Experiencing the culture of a museum
  - ▶ Taking in a movie
  - ▶ Touring religious sites
  - ▶ Playing sports
  - ▶ Heading outside
- 

**T**his chapter is all about leisure, whether going out in the **madiina** (*mah-dee-nah*; city), picking up a game with friends, or hitting the beach.

### *Visiting Museums*

A **ziyaara** (*zee-yah-rah*; visit) to a **matHaf** (*mat-haf*; museum) can be a wonderful experience as long as you follow a number of **qawaa'id** (*qah-wah-eed*; rules). These **qawaa'id** ensure that your experience and the experiences of others at the **matHaf** are **jamiila** (*jah-mee-lah*; pleasant).



## Arab scholars and Western civilization

Many of the works of the ancient Greek masters, such as Aristotle and Plato, were preserved by Islamic scholars when Europe was plunged into the Dark Ages (from about the Fifth through the Tenth centuries). Muslim scholars throughout the Muslim world, in Cordoba, Spain, and elsewhere, translated gargantuan amounts of texts from Greek and Latin into Arabic. They studied these texts extensively and added a significant amount to the pool of knowledge. Thanks to the work of these Muslim scholars, much of the knowledge that serves as the basis of Western thought and civilization was preserved. In fact, while Europe was in the Dark Ages, Islam went through a revival and renaissance period not experienced anywhere else in the world.

When visiting a **matHaf**, here are some phrases you may use or see posted:

- ✓ **hayyaa binaa 'ilaa al-matHaf al-yawm.** (*hah-yah bee-nah ee-lah al-mat-haf al-yah-oum.* Let's go to the museum today.)
- ✓ **'ayna al-matHaf?** (*eh-yeh-nah al-mat-haf?* Where is the museum located?)
- ✓ **wa bikam biTaaqat ad-dukhuul?** (*wah bee-kam bee-tah-kat ah-doo-kool?* And how much is the entry ticket?)
- ✓ **mataa yafthaHu al-matHaf?** (*mah-tah yaf-tah-hoo al-mat-haf?* When does the museum open?)
- ✓ **al-matHaf yafthaHu ma'a as-saa'a ath-thaamina fii aS-SabaaH.** (*al-mat-haf yaf-tah-hoo mah-ah ah-sah-ah ah-thah-mee-nah fee ah-sah-bah.* The museum opens at 8:00 in the morning.)
- ✓ **Suwar mamnuu'a.** (*soo-war mam-noo-ah;* Taking pictures is prohibited.)
- ✓ **malaabis munaasiba Daruuriya** (*mah-lah-bees moo-naa-see-bah dah-roo-ree-yah;* Proper attire required.)

## Words to Know

Ziyaaratukum	zee-yah-rah- too-koom	your visit (MP)
tamtii'	tam-teeh	entertainment
mutamatti'a	moo-tah-mah- tee-ah	entertaining
jiddan	jee-dan	very
ra'aa	rah-ah	saw
fann	fah-n	art
taSwiir	tah-sweer	painting
rasm	rah-sem	drawing/carving
zaliij	zah-leej	marble
jamiil	jah-meel	pretty/ beautiful
jawla	jah-ou-lah	tour
khalfa	kal-fah	around
dukhuul	doo-kool	entrance
khuruuj	koo-rooj	exit
fataHa	fah-tah-hah	to open
yaftaHu	yaf-tah-hoo	will open

## Going to the Movies

Going to see a **shariiT siinimaa'ii** (*sha-reet see-nee-mah-ee*; movie) in a **maSraH siiniima'ii** (*mas-rah see-nee-mah-ee*; movie theater) is a very popular pastime for people in the Middle East. Here are some popular movie genres:

- ✓ **mughaamara** (*moo-ghah-mah-rah*; action/adventure)
- ✓ **maSraHiyya** (*mas-rah-hee-yah*; comedy)
- ✓ **draamii** (*drah-mee*; drama)
- ✓ **ru'aat al-baqar** (*roo-aht al-bah-kar*; western)
- ✓ **wathaa'iqii** (*wah-tha-ee-kee*; documentary)
- ✓ **rusuum al-mutaHarrika** (*roo-soom al-moo-tah-hah-ree-kah*; cartoon)

Most of the movies shown in these **maSraH siiniima'ii** are actually the original versions of American films with **tarjamat al-Hiiwaar** (*tar-jah-mat al-hee-war*; subtitles).

The verb most commonly associated with going to the movies is **dhahaba** (*za-hah-bah*; to go). Using the conjugations that follow, you can say

**dhahabtu 'ilaa al-maSraH as-siiniima'ii** (*za-hab-too ee-lah al-mas-rah ah-see-nee-mah-ee*; I went to the movie theater.)

**yadhhabu 'ilaa al-maSraH as-siiniima'ii** (*yaz-hah-boo ee-lah al-mas-rah ah-see-nee-mah-ee*; He is going to the movies.)

Table 7-1 shows the past tense of “to go”; Table 7-2 shows the present tense.

**Table 7-1 The Past Tense of the Verb  
*dhahaba* (To Go)**

<i>Form</i>	<i>Pronunciation</i>	<i>Translation</i>
'anaa dhahabtu	ah-nah za-hab-too	I went
'anta dhahabta	ahn-tah za-hab-tah	You went (MS)
'anti dhahabtii	ahn-tee za-hab-tee	You went (FS)
huwa dhaaba	hoo-wah za-hah-bah	He went
hiya dhahabat	hee-yah za-hah-bat	She went
naHnu dhahabnaa	nah-noo za-hab-naa	We went
'antum dhahabtum	ahn-toom za-hab-toom	You went (MP)
'antunna dhahabtunna	ahn-too-nah za- hab-too-nah	You went (FP)
hum dhahabuu	hoom za-hah-boo	They went (MP)
hunna dhahabna	hoo-nah za-hab-nah	They went (FP)
antumaa dhahabtumaa	ahn-too-mah za-hab-too-mah	You went (dual/ MP/FP)
humaa dhahabaa	hoo-mah za-hah-bah	They went (dual/MP)
humaa dhahabataa	hoo-mah za-hah-bah-tah	They went (dual/FP)

**Table 7-2 The Present Tense of the Verb  
*dhahaba* (To Go)**

<i>Form</i>	<i>Pronunciation</i>	<i>Translation</i>
'anaa 'adhabu	ah-nah az-hah-boo	I am going
'anta tadhabu	ahn-tah taz-hah-boo	You are going (MS)

(continued)

**Table 7-2 (continued)**

<b>Form</b>	<b>Pronunciation</b>	<b>Translation</b>
<b>'anti tadhhabiina</b>	<i>ahn-tee taz-hah-bee-nah</i>	You are going (FS)
<b>huwa yadhhabu</b>	<i>hoo-wah yaz-hah-boo</i>	He is going
<b>hiya tadhhabu</b>	<i>hee-yah taz-hah-boo</i>	She is going
<b>naHnu nadhhabu</b>	<i>nah-noo naz-hah-boo</i>	We are going
<b>'antum tadhhabuuna</b>	<i>ahn-toom taz-hah-boo-nah</i>	You are going (MP)
<b>'antunna tadhhabna</b>	<i>ahn-too-nah taz-hab-nah</i>	You are going (FP)
<b>hum yadhhabuuna</b>	<i>hoom yaz-hah-boo-nah</i>	They are going (MP)
<b>hunna yadhhabna</b>	<i>hoo-nah yaz-hab-nah</i>	They are going (FP)
<b>antumaa tadhhabaani</b>	<i>ahn-too-mah taz-hah-bah-nee</i>	You are going (dual/MP/FP)
<b>humaa yadhhabaani</b>	<i>hoo-mah yaz-hah-bah-nee</i>	They are going (dual/MP)
<b>humaa tadhhabaani</b>	<i>hoo-mah taz-hah-bah-nee</i>	They are going (dual/FP)

Some other helpful movie-related words and phrases are:

- ✓ **mumathil** (*moo-mah-theel*; actor)
- ✓ **mumathila** (*moo-mah-thee-lah*; actress)
- ✓ **mudiir** (*moo-deer*; director)
- ✓ **mushaahid** (*moo-sha-heed*; spectator) (MS)
- ✓ **mushaahida** (*moo-sha-hee-dah*; spectator) (FS)
- ✓ **'anaa 'uriidu 'an 'adhhab 'ilaa al-maSraH as-siiniima'ii.** (*ah-nah oo-ree-doo ann az-hab ee-lah al-mas-rah ah-see-nee-mah-ee.* I would like to go to the movie theater.)



- ✓ **mataa sayabda'u ash-shariiT?** (*mah-tah sah-yab-dah-oo ah-sha-reet?* When does the movie begin?)
- ✓ **'ay shariiT sayal'abu fii al-maSraH al-yawm?** (*aiy sha-reet sah-yal-ah-boo fee al-mas-rah al-yah-oom?* Which movie is going to be playing today?)

## Touring Religious Sites

If you're in a Middle Eastern or Arab city, be sure to check out a **masjid** (*mas-jeed*; mosque). The largest **masaajid** (*mah-sah-jeed*; mosques) in the Muslim world are located in Mecca and Medina, Saudi Arabia, and in Casablanca, Morocco.

### *A few rules to keep in mind*

When visiting **masaajid**, you must follow certain **qawaa'id** (rules):

- ✓ **If you're Muslim**, you're allowed to walk into any **masjid** you like; but before entering, you must remove your shoes and say the **shahada** (*shah-hah-dah*; religious prayer): **laa 'ilaaha 'illaa allah wa muhammad rasuul allah** (*lah ee-lah-hah ee-lah ah-lah wah moo-hah-mad rah-sool ah-lah*; There is no god but God and Muhammad is his Prophet.).
- ✓ **If you're non-Muslim**, entry into a **masjid** is sometimes forbidden, whether you're in the Middle East, the United States, or anywhere around the world. However, certain mosques, such as the **masjid Hassan II** in Casablanca, have designated wings that are open to both Muslims and non-Muslims. These wings are set aside more as exhibition rooms than as religious or prayer rooms, so you're allowed to enter them, but you still must remove your **Hidaa'** (*hee-dah*; shoes).



The word **masjid** comes from the verb **sajada** (*sah-jah-dah*), which means “to prostrate” or “to kneel.” Another word for “mosque” is **jaami’** (*jah-meeh*), which comes from the word **jama’a** (*jah-mah-ah*; to gather). So the Arabic words for “mosque” are related to what one actually does in the mosque, which is to gather in a religious setting and pray.

## The Hajj

One of the most popular events during the year for Muslims is the **Hajj** (*haj*), which is the pilgrimage to Mecca in Saudi Arabia. The **Hajj**, which generally lasts for five days, takes place once a year and is actually one of the five pillars of Islam.

As soon as the **Hajjaaj** (*hah-jaj*; pilgrims) arrive in Mecca, they must shed all their worldly clothing and possessions and change into sandals and a simple **ihram** (*eeh-ram*), which basically consists of a white cloth wrapped around the body. The logic behind wearing only the **ihram** is that every **Hajjaaj** is equal before God, and because no difference exists between a king and a beggar during the **Hajj**, everyone must wear the same thing.

After they don the **ihram**, the **Hajjaaj** begin a ritual known as the **Tawaf** (*tah-waf*; to turn), in which they walk around the **ka’ba** (*kah-bah*), a cubelike structure located in the middle of the **masjid al-Haraam** (*mas-jeed al-hah-ram*; The Sacred Mosque of Mecca). According to the Koran and other religious texts, the **ka’ba** was built by the Prophet Abraham for the purpose of worship. The **Hajjaaj** must circle the **ka’ba** seven times in an anti-clockwise manner. After the **Tawaf**, the **Hajjaaj** walk to the hills of Safa and Marwah before going to the hill of Arafat, then to the city of Mina, before returning to the **ka’ba** for a final **Tawaf**.

A man who has completed the **Hajj** is called **al-Hajj** (*al-haj*), and a woman who has done the **Hajj** is called **al-Hajja** (*al-hah-jah*).



Saudi Arabian law prohibits non-Muslims from entering Mecca.

## *Sporting an Athletic Side*

I don't know about you, but I love playing **riyaaDa** (*ree-yah-dah*; sports), whether it's an individual sport such as **al-ghuulf** (*al-ghoo-lef*; golf) or a team sport like **kurat al-qadam** (*koo-rat al-qah-dam*; soccer).

**kurat al-qadam** is one of the most popular sports among Arabic-speaking people because it's a **riyaaDa mashaahada** (*ree-yah-dah moo-sha-hah-dah*; spectator sport). In a typical **mubaara** (*moo-bah-rah*; game), you will use the following words:

- ✓ **fariiq** (*fah-reek*; team)
- ✓ **mal'ab** (*mah-lab*; stadium)
- ✓ **natiija** (*nah-tee-jah*; score)
- ✓ **fawz** (*fah-wez*; win)
- ✓ **khasar** (*kah-sar*; loss)
- ✓ **khata'** (*kah-tah*; foul)
- ✓ **Hakam** (*hah-kam*; referee)
- ✓ **malaabis riyaaDiyya** (*mah-lah-bees ree-yah-dee-yah*; uniforms)
- ✓ **kura** (*koo-rah*; ball)
- ✓ **laa'ib** (*lah-eeb*; player) (MS)
- ✓ **laa'iba** (*lah-ee-bah*; player) (FS)

Here are some other favorite sports:

- ✓ **sibaaHa** (*see-bah-hah*; swimming)
- ✓ **furusiiyya** (*foo-roo-see-yah*; horseback riding)

- ✓ **kurat aT-Taa'ira** (*koo-rat ah-tah-ee-rah*; volleyball)
- ✓ **kurat as-salla** (*koo-rat ah-sah-lah*; basketball)
- ✓ **kurat al-miDrab** (*koo-rat al-meed-rab*; tennis)
- ✓ **daraaja** (*dah-rah-jah*; cycling)
- ✓ **tazaHluq** (*tah-zah-look*; skiing)
- ✓ **tazalluj** (*tah-zah-looj*; ice skating)
- ✓ **jumbaaz** (*joo-meh-baz*; gymnastics)
- ✓ **siibaaq as-sayaara** (*see-bah-kah ah-sah-yah-rah*; racecar driving)

One of the most common verbs used with sports and other recreational activities is **la'aba** (*lah-ah-bah*; play). Because the verb **la'aba** is commonly used and important, knowing how to conjugate it in both the past and the present tenses is a good idea. Tables 7-3 and 7-4 show you how.

**Table 7-3**      **The Past Tense of the Verb**  
**la'aba (To Play)**

<i>Form</i>	<i>Pronunciation</i>	<i>Translation</i>
'anaa la'abtu	ah-nah lah-ahb-too	I played
'anta la'abta	ahn-tah lah-ahb-tah	You played (MS)
'anti la'abti	ahn-tee lah-ahb-tee	You played (FS)
Huwa la'aba	hoo-wah lah-ah-bah	He played
Hiya la'abat	hee-yah lah-ah-bat	She played
naHnu la'abnaa	nah-noo lah-ahb-naa	We played
'antum la'abtum	ahn-toom lah-ahb-toom	You played (MP)
'antunna la'abtunna	ahn-too-nah lah-ahb- too-nah	You played (FP)
Hum la'abuu	hoom lah-ah-boo	They played (MP)

<b>Form</b>	<b>Pronunciation</b>	<b>Translation</b>
<b>Hunna la'abna</b>	<i>hoo-nah lah-ahb-nah</i>	They played (FP)
<b>antumaa la'abtumaa</b>	<i>ahn-too-mah lah-ahb-too-mah</i>	You played (dual/ MP/FP)
<b>Humaa la'abaa</b>	<i>hoo-mah lah-ah-bah</i>	They played (dual/ MP)
<b>Humaa la'abataa</b>	<i>hoo-mah lah-ah-bah-tah</i>	They played (dual/ FP)

**Table 7-4 The Present Tense of the Verb  
*yal'abu* (To Play)**

<b>Form</b>	<b>Pronunciation</b>	<b>Translation</b>
<b>'anaa 'al'abu</b>	<i>ah-nah al-ah-boo</i>	I am playing
<b>'anta tal'abu</b>	<i>ahn-tah tal-ah-boo</i>	You are playing (MS)
<b>'anti tal'abiina</b>	<i>ahn-tee tal-ah-bee-nah</i>	You are playing (FS)
<b>Huwa yal'abu</b>	<i>hoo-wah yal-ah-boo</i>	He is playing
<b>Hiya tal'abu</b>	<i>hee-yah tal-ah-boo</i>	She is playing
<b>naHnu nal'abu</b>	<i>nah-noo nal-ah-boo</i>	We are playing
<b>'antum tal'abuuna</b>	<i>ahn-toom tal-ah-boo-nah</i>	You are playing (MP)
<b>'antunna tal'abna</b>	<i>ahn-too-nah tal-ahb-nah</i>	You are playing (FP)
<b>hum yal'abuuna</b>	<i>hoom yal-ah-boo-nah</i>	They are playing (MP)
<b>hunna yal'abna</b>	<i>hoo-nah yal-ahb-nah</i>	They are playing (FP)
<b>antumaa tal'abaani</b>	<i>ahn-too-mah tal-ah-bah-nee</i>	You are playing (dual/ MP/FP)
<b>Humaa yal'abaani</b>	<i>hoo-mah yal-ah-bah-nee</i>	They are playing (dual/ MP)
<b>Humaa tal'abaani</b>	<i>hoo-mah tal-ah-bah-nee</i>	They are playing (dual/ FP)



Use the verb **la'aba** or **yal'abu** followed by the sport or activity you're playing. For example, you may say

**'anaa 'al'abu kurat as-salla.** (I am playing basketball.)

**hiya la'abat kurat al-miDrab.** (She played tennis.)

Another important phrase commonly used relating to sports and other fun activities is **hayyaa binaa** (*hah-yah bee-nah*; Let's go). You'll often hear friends telling each other **hayyaa binaa** followed by the activity or location of the activity, such as **hayyaa binaa 'ilaa mal'ab kurat al-qadam** (*hah-yah bee-nah ee-lah mal-ahb koo-rat al-aah-dam*; Let's go to the soccer field).

The following conversation gives you some important phrases in case you want to get a friend to play **kurat al-qadam** with you:

Karim: **hayyaa nal'ab kurat al-qadam ghadan.** (*hah-yah nah-lab koo-rat al-qah-dam ghah-dan.* Let's go play soccer tomorrow.)

Kamal: **haadhihi fikra mumtaaza.** (*hah-zee-hee feek-rah moom-tah-zah.* That's an excellent idea.)

Karim: **'ayy saa'a?** (*ay sah-ah?* At what time?)

Kamal: **hal as-saa'a al-khaamisa tuwaafiquka?** (*hal ah-sah-ah al-kah-mee-sah too-wah-fee-koo-kah?* Does 5:00 work for you?)

Karim: **na'am. as-saa'a al-khaamisa muwaafiq.** **'ayna sa-nal'ab?** (*nah-am. ah-sah-ah al-kah-mee-sah moo-wah-fee-qah. eh-yeh-nah sa-nah-lab?* Yes. 5:00 works for me. Where are we going to play?)

Kamal: **fii mal'ab al-madrassa.** (*fee mah-lab al-mad-rah-sah.* In the school stadium.)

Karim: **mumtaaz! hal 'indaka kura?** (*moom-tahz! hal een-dah-kah koo-rah?* Excellent! Do you have a ball?)

Kamal: **na'am 'indii kura. wa laakin laysa 'indii malaabis riyaaDiyya.** (*nah-am een-dee koo-rah. wah lah-keen lah-yeh-sah een-dee mah-lah-bees ree-yah-dee-yah.* Yes, I have a ball. But I don't have any uniforms.)

Karim: **laa sha'na lanaa bidhaalika. lam naHtaaj bi al-malaabis riyaaDiyya.** (*lah sha-nah lah-nah bee-zah-lee-kah. lam nah-taj bee al-mah-lah-bees ree-yah-dee-yah.* That's not a big deal. We really don't need uniforms.)

## Going to the Beach

Whether you go to the **shaaTi'** (*shah-teeh*; beach) with your **'aSdiqaa'** (*ass-dee-qah*; friends) or your **'usra** (*oos-rah*; family), it's a really great place to have a fun time! Here are some useful words for the beach:

- ✓ **malaabis as-sibaaHa** (*mah-lah-bees ah-see-bah-hah*; bathing suit)
- ✓ **dihaan shamsii** (*dee-han shah-meh-see*; sunscreen)
- ✓ **shams** (*shah-mes*; sun)
- ✓ **saHaab** (*sah-hab*; cloud)
- ✓ **muHiiT** (*moo-heet*; ocean)
- ✓ **miDalla** (*mee-dah-lah*; beach umbrella)
- ✓ **ramla** (*rah-meh-lah*; sand)
- ✓ **mooja** (*moo-jah*; wave)

**hayyaa binaa 'ilaa ash-shaaTi'!** (*hah-yah bee-nah ee-lah ah-shah-teeh!* Let's go to the beach!)

## Playing Musical Instruments

No matter where you come from or what languages you speak, **moosiiqaa** (*moo-see-qah*; music) has the

power to break down barriers and bring people closer together. Popular **aalaat moosiiqiyya** (*ah-lat moo-see-kee-yah*; musical instruments) include:

- ✓ **biiyaano** (*bee-yah-noo*; piano)
- ✓ **qiithaar** (*kee-thar*; guitar)
- ✓ **kamanja** (*kah-mah-neh-jah*; violin)
- ✓ **Tabl** (*tah-bel*; drums)
- ✓ **fluut** (*feh-loot*; flute)
- ✓ **buuq** (*book*; trumpet)
- ✓ **saaksuufuun** (*sak-soo-foon*; saxophone)

In order to say that someone plays a particular instrument, use the **muDaari'** form of the verb **yal'abu**. For example **yal'abu al-qiithaar** means "He plays the guitar" or "He is playing the guitar".



Middle Eastern music is one of the most popular types of music in the world. It is characterized by a special kind of string instrument called the **'uud** (*ood*) that has 12 strings and a round hollow body. The **'uud** is generally accompanied by a number of percussion instruments, such as the regular drum and the special **Tabla** (*tah-beh-lah*) that keeps the beat and adds extra flavor to the serenading of the **'uud**.

## Popular Hobbies

Besides **riyaaDa** and **moosiiqaa**, you may enjoy a number of other types of hobbies. Do you consider **qiraa'a** (*kee-rah-ah*; reading) a **hiwaaya** (*hee-wah-yah*; hobby)? Perhaps you're creative and like **rasm** (*rah-sem*; drawing) or **fakhaar** (*fah-kar*; pottery)?



Some other popular hobbies include:

- ✓ **waraq al-la'ib** (*wah-rak ah-lah-eeb*; cards)
- ✓ **raqS** (*rah-kes*; dancing)
- ✓ **shaTranj** (*sha-teh-rah-nej*; chess)
- ✓ **Hiyaaka** (*hee-yah-kah*; knitting)
- ✓ **shi'r** (*shee-ar*; poetry)

When you want to discuss hobbies and personal activities, you often use the verb **la'aba**. For example, you say **la'abtu kurat al-qadam** (*lah-ab-too koo-rat al-qah-dam*; I played soccer) or **la'aba al-kamanja** (*lah-ah-bah al-kah-mah-neh-jah*; He played the violin). Here are some other example sentences that pair activities with the verb **la'aba**:

- ✓ **la'abat shaTranj.** (*lah-ah-bat sha-teh-rah-nej*; She played chess.)
- ✓ **la'abnaa kurat as-salla.** (*lah-ab-nah koo-rat ah-sah-lah*; We played basketball.)
- ✓ **la'abaa waraq al-la'ib.** (*lah-ah-bah wah-rak ah-lah-eeb*; They played cards.) (dual/MP/FP)



## Chapter 8

# When You Gotta Work

### *In This Chapter*

- ▶ Finding a job that's right for you
- ▶ Interacting with coworkers
- ▶ Using the phone

**W**hether you're looking for a job or just need to talk with your coworkers, this chapter has the phrases for you. I also give you basic phone vocabulary and tell you how to send letters, e-mails, and faxes.

## *Landing a Job*

If you're looking for **'amal** (*ah-mal*; work/job) or trying to decide what **mihna** (*meeh-nah*; profession) to pursue, this section is for you.

One of the first things to keep in mind when you go about your job search is that you need to find an **'amal** that suits your particular **maSlaHaat** (*mas-lah-hat*; interests) and **mahaaraat** (*mah-hah-rat*; skills). You may want to start your search by talking to **'aSdiqaa'** (*ass-dee-qah*; friends) or asking around at your local **jam'iyya** (*jam-ee-yah*; university). Also, you're likely to find listings in the following:

- ✔ **jariidaat** (*jah-ree-dat*; newspapers)
- ✔ **ma'luumaat** (*mah-loo-mat*; classified ads)



As you search, make sure you find out as much as possible about a potential **mustakhdim** (*moos-tak-deem*; employer). When you're able to secure an interview with a **sharika** (*shah-ree-kah*; company), here's a list of things you may want to find out about your potential **mustakhdim**:

- ✓ **'adad al-'ummaal** (*ah-dad al-oo-mal*; number of employees)
- ✓ **Damaan aS-SaHHa** (*dah-man ah-sah-hah*; health insurance)
- ✓ **raatib** (*rah-teeb*; salary)
- ✓ **waqt al-'uTla** (*wah-ket al-oot-lah*; vacation time)
- ✓ **ta'aaqud** (*tah-ah-kood*; pension)

Here's how an interview might go:

Mary: **marHaban bika. tafaDDal min faDlik.** (*mar-hah-ban bee-kah. tah-fah-dal meen fad-leek.* Welcome. Please come in.)

Mark: **shukran li 'istiqaalii.** (*shook-ran lee ees-teeq-bah-lee.* Thank you for having me.)

Mary: **khuz maq'ad min faDlik.** (*kooz mak-ad meen fad-leek.* Please have a seat.)

Mark: **shukran.** (*shook-ran.* Thank you.)

Mary: **hal turiidu 'an tashraba shay'an?** (*hal too-ree-doo an tash-rah-bah shay-an?* Would you like anything to drink?)

Mark: **maa' min faDlik.** (*mah meen fad-leek.* Water please.)

Mary: **hal 'indaka 'as'ila 'an haadhihi al-waDHiifa?** (*hal een-dah-kah ass-ee-lah an hah-zee-hee al-wah-dee-fah?* Do you have any questions about this position?)

Mark: **na'am. kam min 'ummaal fii ash-sharika?** (*nah-am. kam meen oo-mal fee ah-shah-ree-kah?* Yes. How many employees are in the company?)

Mary: **'indanaa 'ishriin 'ummaal wa mudiir waaHid.** (*een-dah-nah eesh-reen oo-mal wah moo-deer wah-heed.* We have 20 employees and one director.)

Mark: **hal ash-sharika tuqaddim Damaan aS-SaHHa?** (*hal ah-shah-ree-kah too-qah-deem dah-man ah-sah-hah?* Does the company provide health insurance?)

Mary: **na'am. nuqaddim Damaan aS-SaHha li kul muwaDHaf ba'da muddat thalaath 'ashhur fii al-'amal.** (*nah-am. noo-qah-deem dah-man ah-sah-hah lee kool moo-wah-daf bah-dah moo-dat thah-lath ash-hoor fee al-ah-mal.* Yes. We provide health insurance to every employee after a period of three months on the job.)

Mark: **raai'! wa hal hunaaka waqt li al-'uTla?** (*rah-eeh! wah hal hoo-nah-kah wah-ket lee al-oot-lah?* Great! And is there any vacation time?)

Mary: **Taba'an. hunaaka 'ishriin yawm li al-'uTla fii as-sana al-'uulaa. wa fii as-sana ath-thaaniya hunaaka thalaathiin yawm li al-'uTla.** (*tah-bah-an. hoo-nah-kah eesh-reen yah-oum lee al-oot-lah fee ah-sah-nah al-oo-lah. wah fee ah-sah-nah ah-thah-nee-yah hoo-nah-kah thah-lah-theen yah-oum lee al-oot-lah.* Of course. There are 20 days for vacation during the first year. And then during the second year there are 30 vacation days.)

Mark: **shukran jaziilan li haadhihi al-ma'luumaat.** (*shook-ran jah-zee-lan lee hah-zee-hee al-mah-loo-mat.* Thank you very much for this information.)

## Words to Know

'istiqbaal	ess-teek-bal	host
maq'ad	mak-ad	seat
'as'ila	ass-ee-lah	questions

*continued*

## Words to Know (continued)

waDhiifa	wah-dee-fah	position
taqdiim	tak-deem	offering
tuqaddim	too-qah-deem	to offer
'ashhur	ash-hoor	months
ma'luuma	mah-loo-mah	information (S)
ma'lumaat	mah-loo-mat	information (P)

## Managing the Office Environment

The **maktab** is an essential part of modern life. In most Arabic-speaking and Muslim countries, **'ummaal** (*ooh-mal*; workers) work from **al-'ithnayn** (*al-eeth-nah-yen*; Monday) until **al-jumu'a** (*al-joo-moo-ah*; Friday). Most **'ummaal** follow a standard **as-saa'a at-taasi'a 'ilaa al-khaamisa** (*ah-sah-ah ah-tah-see-ah ee-lah al-kah-mee-sah*; 9:00 to 5:00) schedule for workdays.



Although most **makaatib** (*mah-kah-teeb*; offices) around the world give their **'ummaaal** time for **ghadaa'** (*ghah-dah*; lunch), the duration depends on the employer and the country. For example, in the United States, it's not uncommon for an **'aamil** (*ah-meel*; worker) to eat her **ghadaa'** while sitting at her **maktab** (*mak-tab*; desk). On the other hand, in most Middle Eastern countries, an **'aamil** gets two hours for **ghadaa'** and is encouraged to eat his **ghadaa'** at his **manzil** (*man-zeel*; house) with his **'usra** (*oos-rah*; family).

Here are some key words and terms to help you navigate the workplace:

- ✓ **'amal** (*ah-mal*; work/job)
- ✓ **mihna** (*meeh-nah*; profession)
- ✓ **sharika** (*shah-ree-kah*; company)
- ✓ **sharika kabiira** (*shah-ree-kah kah-bee-rah*; large company)
- ✓ **sharika Saghiira** (*shah-ree-kah sah-ghee-rah*; small company)
- ✓ **ma'mal** (*mah-mal*; factory)
- ✓ **zubuun** (*zoo-boon*; client)
- ✓ **zabaa'in** (*zah-bah-een*; clients)

You can choose from many different kinds of **shari-kaat** (*shah-ree-kat*; companies) to work for, including a **maSraf** (*mas-raf*; bank), a **sharikat al-Hisaab** (*shah-ree-kat al-hee-sab*; accounting firm), and a **sharikat al-qaanuun** (*shah-ree-kat al-qah-noon*; law firm). You also have many choices when it comes to **mihan** (*mee-han*; professions). Here are some popular **mihan**:

- ✓ **maSrafii** (*mas-rah-fee*; banker) (M)
- ✓ **maSrafiiya** (*mas-rah-fee-yah*; banker) (F)
- ✓ **rajul al-'a'maal** (*rah-jool al-ah-mal*; businessman)
- ✓ **'imra'at al-'a'maal** (*eem-rah-at al-ah-mal*; businesswoman)
- ✓ **muHaamiy** (*moo-hah-mee*; lawyer)
- ✓ **shurTa** (*shoor-tah*; police officer)
- ✓ **rajul al-'iTfaa'** (*rah-jool al-eet-fah*; firefighter)

Most **sharikaat** have a lot of **'ummaal** with different responsibilities, and most **'ummaal** find themselves in **daa'iraat** (*dah-ee-rat*; divisions/groups/departments) within the **sharika**. Here are some of the common **daa'iraat** you may find in a **sharika**:

- ✓ **daa'irat al-Hisaab** (*dah-ee-rat al-hee-sab*; accounting department)
- ✓ **daa'irat al-'aswaaq** (*dah-ee-rat al-as-wak*; marketing department)
- ✓ **daa'irat al-qaanuun** (*dah-ee-rat al-qah-noon*; legal department)
- ✓ **daa'irat al-'ummaal** (*dah-ee-rat al-ooh-mal*; human resources department)
- ✓ **daa'irat az-zabaa'in** (*dah-ee-rat ah-zah-bah-een*; customer service department)

## *Interacting with your colleagues*

Unless you're in a **mihna** that doesn't require you to interact with people face-to-face, you need to be able to get along with your **zumalaa'** (*zoo-mah-lah*; colleagues) at the **maktab**:

- ✓ **zamiil** (*zah-meel*; colleague) (MS)
- ✓ **zamiila** (*zah-mee-lah*; colleague) (FS)
- ✓ **zumalaat** (*zoo-mah-lat*; colleagues) (FP)
- ✓ **mudiir** (*moo-deer*; director) (MS)
- ✓ **mudiira** (*moo-dee-rah*; director) (FS)
- ✓ **mudiiruun** (*moo-dee-roon*; directors) (MP)
- ✓ **mudiiraat** (*moo-dee-rat*; directors) (FP)
- ✓ **ra'iis** (*rah-ees*; president) (MS)
- ✓ **ra'iisa** (*rah-ee-sah*; president) (FS)
- ✓ **ru'asaa'** (*roo-ah-sah*; presidents) (MP)
- ✓ **ru'asaat** (*roo-ah-sat*; presidents) (FP)

You can address people you work with in a number of different ways, such as based on rank, age, or gender. These categorizations may seem discriminatory in an American sense, but these terms actually carry the utmost respect for the person being referenced:



- ✓ Use **sayyidii** (*sah-yee-dee*; sir) to address the **mudiir** or someone with a higher rank than you.
- ✓ Use **sayiidatii** (*sah-yee-dah-tee*; madam) to address the **mudiira** or **ra'iisa**.
- ✓ Use **Sadiiqii** (*sah-dee-kee*; friend) to address a male colleague.
- ✓ Use **Sadiiqatii** (*sah-dee-qah-tee*; friend) to address a **zamiila**.
- ✓ Use **al-'akh** (*al-ak*; brother) to address a male coworker or colleague.
- ✓ Use **al-'ukht** (*al-oo-ket*; sister) to address a **zamiila**.



In Arabic culture, it's okay to address coworkers or people close to you as **'akh** (brother) or **'ukht** (sister) even though they may not be related to you.

Here are some phrases to help you interact cordially and politely with your **zumalaa'**:

- ✓ **hal turiid musaa'ada?** (*hal too-reed moo-sah-ah-dah*; Do you need help?) (M)
- ✓ **hal turiidiina musaa'ada?** (*hal too-ree-dee-nah moo-sah-ah-dah*; Do you need help?) (F)
- ✓ **hal yumkin 'an 'usaa'iduka bii dhaalika?** (*hal yoom-keen an oo-sah-ee-doo-kah bee zah-lee-kah*; May I help you with that?) (M)
- ✓ **hal yumkin 'an 'usaa'idukii bii dhaalika?** (*hal yoom-keen an oo-sah-ee-doo-kee bee zah-lee-kah*; May I help you with that?) (F)
- ✓ **sa 'adhab 'ilaa al-maT'am. hal turiid shay'an?** (*sah az-hab ee-lah al-mat-ham. hal too-reed shay-an*; I'm going to the cafeteria. Do you want anything?) (M)
- ✓ **sa 'adhab 'ilaa al-maT'am. hal turiidiina shay'an?** (*sah az-hab ee-lah al-mat-ham. hal too-ree-dee-nah shay-an*; I'm going to the cafeteria. Do you want anything?) (F)

- ✓ **'indanaa 'ijtimaa' fii khams daqaa'iq.** (*een-dah-nah eej-tee-mah fee kah-mes dah-qah-eek*; We have a meeting in five minutes.)
- ✓ **az-zabuun saya'tii fii saa'a.** (*ah-zah-boon sahyah-tee fee sah-ah*; The client will arrive in one hour.)
- ✓ **hal waSaluka bariidii al-'iliktroonii?** (*hal wah-sah-loo-kah bah-ree-dee al-ee-leek-troo-nee*; Did you get my e-mail?)
- ✓ **hal waSaluka khabaarii al-haatifiy?** (*hal wah-sah-loo-kah kah-bah-ree al-hah-tee-fee*; Did you get my phone message?)
- ✓ **hal 'indaka qalam?** (*hal een-dah-kah qah-lam*; Do you have a pen?) (M)
- ✓ **hal 'indukii qalam?** (*hal een-doo-kee qah-lam*; Do you have a pen?) (F)

Writing reports is something most people have to do at the office. Here's a conversation you might have with your colleagues:

Omar: **hal katabta at-taqriir?** (*hal kah-tab-tah ah-tak-reer*? Did you write the report?)

Samir: **'anaa katabtu niSf at-taqriir, wa laakin 'uriidu musaa'adatuka li kitaabatuh.** (*ah-nah kah-tab-too nee-sef ah-tak-reer, wah lah-keen oo-ree-doo moo-sah-ah-dah-too-kah lee kee-tah-bah-tooh*. I wrote half of the report, but I need your help to finish writing it.)

Omar: **Tayyib, hayyaa binaa li al-'amaal. 'ayna turiidu 'an na'mal?** (*tah-yeeb, hay-yah bee-nah lee al-ah-mal. ay-nah too-ree-doo an nah-mal*?)  
Okay, let's get to work. Where would you like us to work?)

Samir: **hayya binaa 'ilaa qaa'at al-'ijtimaa'.** (*hay-yah bee-nah ee-lah qah-at al-eej-tee-mah*. Let's go to the conference room.)

Omar: **hal turiidu haadhihi aS-Suura fii bidaayat 'aw nihaayat at-taqriir?** (*hal too-ree-doo hah-zee-hee ah-soo-rah fee bee-dah-yat aw nee-hah-yat ah-tak-reer?* Do you want this illustration in the beginning or end of the report?)

Samir: **'aDHunnu fii bidaayat at-taqriir 'aHsan.** (*ah-zoo-noo fee bee-dah-yat ah-tak-reer ah-san.* I believe in the beginning of the report is better.)

Omar: **hal naziid SafHa 'ukhrraa 'aw haadhaa kaafiyan?** (*hal nah-zeed saf-hah ook-rah aw hah-zah kah-fee-yan?* Should we add another page or is this enough?)

Samir: **haadhaa kaafiyan li al-'aan.** (*hah-zah kah-fee-yan lee al-an.* This is enough for now.)

Omar: **mataa turiidu 'an nufarriqa haadhaa at-taqriir?** (*mah-tah too-ree-doo an noo-fah-ree-qah hah-zah ah-tak-reer?* When would you like to distribute this report?)

Samir: **'indanaa 'ijtimaa' fii saa'a. yajib 'an yakuun at-taqriir jaahiz li al-'ijtimaa'.** (*een-dah-nah eej-tee-mah fee sah-ah. yah-jeeb an yah-koon ah-tak-reer jah-heel lee al-eej-tee-mah.* We have a meeting in one hour. The report must be ready in time for the meeting.)

Omar: **sa yakuun jaahiz fii niSf saa'a. kam min nuskha yajib 'an naTba'?** (*Sah yah-koon jah-heel fee nee-sef sah-ah. kam meen noos-kah yah-jeeb an nat-bah?* It'll be ready in half an hour. How many copies do we need to print?)

Samir: **sa yakuun 'ashra mumathiliin fii al-'ijtimaa', wa laakin 'iTba' khamsat nuskhaat 'iDHaafiyya.** (*sah yah-koon ash-rah moo-mah-thee-leen fee al-eej-tee-mah, wah lah-keen eet-bah kam-sat noos-kat ee-dah-fee-yah.* There will be ten representatives at the meeting, but print five additional copies just in case.)

Omar: **fawran. hal hunaaka shay'un 'aakhar?** (*faw-ran. hal hoo-nah-kah shay-oon ah-kar?* Right away. Is there anything else?)

Samir: **na'am. 'i'lam kaatibatii min faDlik 'an ta'khudh mukaalamat al-haatifiyya li 'annanii sa 'akuun fii al-'ijtimaa'**. (*nah-am. eeh-lam kah-tee-bah-tee meen fad-leek an tah-kooz moo-kah-lah-mat al-hah-tee-fee-yah lee ah-nah-nee sah ah-koon fee al-eej-tee-mah.* Yes. Please inform my assistant to hold all my calls because I'll be at the meeting.)

Omar: **sa 'aquulu lihaa dhallika al-'aan.** (*sah ah-koo-loo lee-hah zah-lee-kah al-an.* I will tell her that right now.)

## Words to Know

taqriir	tak-reer	report
taqriiraat	tak-ree-rat	reports
niSf	nee-sef	half
musaa'ada	moo-sah-ah-dah	help
ghurfa	ghoor-fah	room
'ijtimaa'	eej-tee-mah	meeting/ conference
Suwar	soo-war	pictures
bidaaya	bee-dah-yah	beginning
nihaaya	nee-hah-yah	ending
yaziid	yah-zeed	to add
farraqa	fah-rah-qah	distribute
jaahiz	jah-heel	ready (M)
jaahiza	jah-heel-zah	ready (F)

Taba'a	tah-bah-ah	to print
nuskhaat	noos-kat	copies
mumathil	moo-mah-theel	representative (M)
mumathila	moo-mah-thee-lah	representative (F)
mumathiliin	moo-mah-thee-leen	representatives (MP)
mumathilaat	moo-mah-thee-lat	representatives (FP)
'iDHaafiy	ee-zah-fee	additional (M)
'iDHaafiyya	ee-zah-fee-yah	additional (F)

### *Giving orders*

The *imperative verb form*, also known as the *command form*, is used to give orders or directions. It's an important verb to know in the workplace because that's where you're usually told what to do and where you tell others what to do. The imperative structure is fairly straightforward. This section shares some quick tips to allow you to master the imperative form.

First, because the imperative is a command form, you can use it only with present personal pronouns such as **'anta** (*an-tah*; you) (M) and **'anti** (*an-tee*; you) (F). You can't use the imperative with absent personal pronouns such as **huwa** (*hoo-wah*; him) because you can't give an order to someone who isn't present. The following is a list of the personal pronouns to use with the imperative:

- ✓ **'anta** (*an-tah*; you) (MS)
- ✓ **'anti** (*an-tee*; you) (FS)
- ✓ **'antum** (*an-toom*; you) (MP)
- ✓ **'antunna** (*an-too-nah*; you) (FP)
- ✓ **'antumaa** (*an-too-mah*; you) (dual)

Second, the imperative form is nothing but a derived form of the regular verb in the **maaDii** (*mah-dee*; past) and the **MuDaari'** (*moo-dah-reeh*; present) tenses. The following is a list of the most common imperative verbs:

- ✓ **'uktub** (*ook-toob*; write)
- ✓ **'iqra** (*EEK-rah*; read)
- ✓ **'unDHur** (*oon-zoor*; look)
- ✓ **'a'id** (*ah-eed*; repeat)
- ✓ **qull** (*kool*; say)
- ✓ **'u'kul** (*ooh-kool*; eat)
- ✓ **takallam** (*tah-kah-lam*; speak)
- ✓ **qif** (*keef*; stop)
- ✓ **taHarrak** (*tah-hah-rak*; move)

One of the more important verb command forms is the verb **kataba** (*kah-tah-bah*; to write). Table 8-1 shows the imperative (command) form of the verb **kataba**.

**Table 8-1 Imperative Form of the Verb *kataba***

<i>Pronoun</i>	<i>Imperative</i>	<i>Pronunciation</i>	<i>Translation</i>
'anta (you/MS)	'uktub	ook-toob	write (MS)
'anti (you/FS)	'uktubii	ook-too-bee	write (FS)
'antum (you/MP)	'uktubuu	ook-too-boo	write (MP)
'antunna (you/FP)	'uktubna	ook-toob-nah	write (FP)
'antumaa (dual)	'uktubaani	ook-too-bah-nee	write (dual)

## Supplying your office

In order to function properly and efficiently at the **maktab**, you need a number of work-related items. Here are some supplies you can expect to find at the **maktab**:

- ✓ **kursi** (*koor-see*; chair)
- ✓ **maktab** (*mak-tab*; desk)
- ✓ **'aalat al-Hisaab** (*ah-lat al-hee-sab*; computer)
- ✓ **haatif** (*hah-teef*; telephone)
- ✓ **'aalat al-faks** (*ah-lat al-fah-kes*; fax machine)
- ✓ **maTba'a** (*mat-bah-ah*; printer)
- ✓ **'aalat al-Tibaa'** (*ah-lat ah-tee-bah*; photocopier)

Besides **'aalaat** (*ah-lat*; machines) and heavy furniture, you also need smaller tools:

- ✓ **qalam jaaf** (*qah-lam jaf*; pen)
- ✓ **qalam ar-rasaas** (*qah-lam ah-rah-sas*; pencil)
- ✓ **mimHaat** (*meem-hat*; eraser)
- ✓ **kitaab** (*kee-tab*; book)
- ✓ **daftar** (*daf-tar*; notebook)
- ✓ **'awraaq** (*aw-rak*; papers)
- ✓ **mishbak 'awraaq** (*meesh-bak aw-rak*; paper clip)
- ✓ **Dammat 'awraaq** (*dah-mat aw-rak*; stapler)
- ✓ **lisqah** (*lee-skah*; glue)
- ✓ **skooch** (*seh-koo-tech*; tape)

If you can't find a **daftar** or **lisqah**, ask a **zumalaa'** if you can borrow one. Here's how you ask a colleague a question, depending on whether you're speaking to a man or a woman:

- ✓ **hal 'indakii daftar?** (*hal een-dah-kee daf-tar*; Do you have a notebook?) (F)
- ✓ **hal 'indaka lisqah?** (*hal een-dah-kah lee-skah*; Do you have glue?) (M)
- ✓ **hal 'indakum skooch?** (*hal een-dah-koom seh-koo-tech*; Do you have tape?) (MP)
- ✓ **hal 'indahu qalam?** (*hal een-dah-hoo qah-lam*; Does he have a pen?)

## Picking Up the Phone

The **haatif** (*haa-teef*; phone) is an important tool for the office. In this section, I explain how to properly begin and end a **mukaalama haatifiyya** (*moo-kaah-la-mah haa-teef-eeya*; phone conversation), how to make plans over the phone, and how to leave a proper phone message in Arabic.

### Dialing up the basics

Before you can talk on the **haatif**, you need to be familiar with the following basic terminology:

- ✓ **haatif 'aam** (*haa-teef aahm*; public phone)
- ✓ **haatif selulayr** (*haa-teef seh-loo-layer*; cellphone)
- ✓ **raqm al-haatif** (*rak-em al-haa-teef*; phone number)
- ✓ **biTaaqat al-haatif** (*bee-taa-kaht al-haa-teef*; phone card)
- ✓ **mukaalama haatifiyya** (*moo-kaah-la-mah haa-teef-eeya*; phone conversation)

### Beginning a phone conversation

You can begin a phone conversation in a number of ways. The most common, whether you're the caller or the person answering the phone, is to simply say **allo** (*all-low*; hello).



It's proper etiquette to state your name right after the person who picks up the phone says **allo**, particularly if you don't know that person. If you're the caller, you may say '**anaa** (*an-nah*; I am) followed by your name. Alternatively, you may say **haadhaa** (M) / **haadhihi** (F) (*haa-zaah* / *haa-zee-hee*; this is) followed by your name. A familiar phrase you can also use after you say **allo** is '**as-salaamu 'alaykum** (*ass-sa-laam-ou a-lai-koum*; hello) or '**ahlan wa sahlan** (*ahel-lan wah sahel-lan*; hi). Flip to Chapter 4 for more on greetings and making small talk.

### *Asking to speak to someone*

Sometimes, a person other than the one you want to talk to answers the phone. A common phrase to help you ask for the person you called to speak with is

**hal (insert name here) hunaa?** (*hal [name] hoo-naah*), which means "Is (name) here?"

Alternatively you can also use the personal pronouns **huwa** (if the person you're looking for is a man) or **hiya** (in the case of a woman) instead of using the person's name.

### *Making business appointments*

If you need to set up a **maou'id** (*maw-oo-eed*; appointment) over the phone, the following conversation will give you some good phrases:

Susan: **allo**. (*all-low*. Hello.)

Katiba: **allo. sharikat rialto. daqiiqa min faDlik?** (*all-low. shah-ree-kaht ree-all-toh. dah-kee-qah meen fad-leek?* Hello. Rialto Inc. Can you wait one minute please?)

Susan: **Tab'an**. (*tah-bah-'an*. Of course.)

Katiba: '**afwan li-ta'akhur. kayfa 'usaa'iduk?** (*ah-feh-wan lee-tah-ah-khur. kay-fah oo-saa-ee-*

*duk?* Sorry to keep you waiting. How may I help you?)

Susan: **'uriidu 'an 'atakallam ma'a sayyid 'aHmad.** (*oo-ree-doo ann ah-tah-kah-llam ma-ah sah-yed ah-mad.* I would like to speak with Mr. Ahmed.)

Katiba: **sayyid 'aHmad mashghul. huwa fii 'ijtimaa'.** (*sah-yed ah-mad mash-ghool. hoo-wah fee eej-tee-maah.* Mr. Ahmed is busy. He is in a meeting.)

Susan: **mataa sa-yakun mawjood?** (*mah-taah sah-yah-koon maw-juud?* When will he be available?)

Katiba: **ayy daqiiqa.** (*ay dah-kee-qah.* Any minute now.)

Susan: **shukran jaziilan. sa-'ab-qaa fii al-khat.** (*shook-ran ja-zee-lan. sa-ah-bek-aah fee al-khah-t.* Thank you very much. I'll stay on the line.)

## Words to Know

maou'id	maw-oo-eed	appointment
'ijtimaa'	eej-tee-maah	meeting
sayyid	say-yehd	Mr./Sir
sayyida	say-yee-dah	Mrs./Ms.
ra'iis	rah-ees	president
katiba	kah-tee-bah	secretary/ assistant
sharika	shah-ree-kah	company
'usaa'iduk	oo-saa-ee-duk	help you
'uriidu	oo-ree-doo	would like
mashghul	mash-ghool	busy

## Dealing with voice mail

When you leave a voice mail **khabaran** (*khah-bah-ran*; message) on someone's **haatif**, you want to make sure to include the following:

- ✓ Your **'ism** (*ee-seh-m*; name)
- ✓ The **waqt al-mukaalama** (*wah-ket al-muh-kaah-lah-mah*; time of the call)
- ✓ Your **raqm al-haatif** (*rah-kem al-haa-teef*; phone number or callback number)
- ✓ The **ahsan waqt li al-mukaalama** (*ah-sahn wah-ket lee al-muh-kaah-lah-mah*; best times you're available to talk)

A greeting message that you might hear on someone's phone could go like this:

**'ahlan, haadhaa kareem. 'anaa lastu hunaa wa lakin 'idhaa takallamta 'ismuka wa raqamuka sa-'ukallimuk fii 'asra' waqt**

*ahel-lan, hah-zah kah-reem. ah-nah las-too hoo-nah wah lah-keen ee-zah tah-kah-lam-tah ees-moo-kah wah rah-qah-moo-kah sah-oo-kah-lee-mook fee ass-rah wah-ket.*

Hi, this is Karim. I'm not in right now, but if you leave your name and number, I'll get back to you as soon as possible.

Here's the message you might leave:

**'ahlan wa sahlam karim. haadhihi selma. as-saa'a al-waaHida wa an-niSf yawm al-khamiis. khaabirni min faDlik 'inda wuSuulika bi haadha al-khabar ba'ada as-saa'a al-khaamisa. raqmii Sifr waaHid ithnayn thalaatha. shukran!**

*ahel-lan wah sahel-lan kah-reem. haa-zee-hee selma. ass-saa-ah al-waa-hee-dah wa-ann-nee-sef ya-woom al-kha-meess. khaa-bir-nee meen fahd-lik inn-dah wu-soo-li-kah bee haa-zaah al-khah-bar bah-dah as-saa-ah al-khaa-mee-sah. rak-mee see-fer waa-hid ith-nay-en tha-laah-thah. shook-ran!*

Hi Karim. This is Selma. It's 1:30 in the afternoon on Thursday. Please give me a call back when you get this message anytime after 5:00. My number is 0123. Thanks!

## Chapter 9

# I Get Around: Transportation

---

### *In This Chapter*

- ▶ Taking to the skies
  - ▶ Catching taxis, buses, and trains
  - ▶ Asking for directions
- 

**W**hen it comes to getting around the block, the city, or the world, you have a lot of different modes of **naql** (*nah-kel*; transportation) to choose from. In this chapter, I tell you not only how to use all major transportation methods but also how to navigate a Middle Eastern city and ask directions.

### *Traveling by Plane*

One of the most common methods of **naql** is flying in a **Taa'ira** (*tah-ee-rah*; airplane). Chances are if you're in North America or Europe and want to go to the Middle East, you'll take a **Taa'ira**.

### *Making reservations*

The first step in air travel is making a **Hajz** (*haj-z*; reservation) and buying a **biTaaqat as-safar** (*bee-tah-kaht ah-sah-far*; plane ticket). You may purchase your

**biTaaqat as-safar** by visiting your **wakiil safariyaat** (*wah-keel sah-fah-ree-yat*; travel agent) or by going online. The following conversation is one you might have with your travel agent:

Sophia: **'ahlan wa sahlan 'ahMed. haadhihi sofia.** (*ahel-an wah sa-hel-an ah-med. hah-zee-hee so-fee-ah.* Hi Ahmed. This is Sophia.)

Ahmed: **'ahlan sofia. kayfa yumkin 'an 'usaa'iduki?** (*ahel-an so-fee-ah. kay-fah yoom-keen ann oo-sah-ee-doo-kee?* Hi Sophia. How may I help you?)

Sophia: **'uriidu 'an 'adhab 'ilaa 'ad-daar 'al-bayDaa' ma'a 'ummii li al-'uTla.** (*oo-ree-doo an az-hab ee-lah ah-dar al-bay-dah mah-ah oo-mee lee al-oot-lah.* I would like to go to Casablanca for the holidays with my mother.)

Ahmed: **raa'i! haadhihi fikra mumtaaza. wa mataa turiidaani 'an tadhabaani?** (*rah-eeh! hah-zee-hee feek-rah moom-tah-zah. wah mah-tah too-ree-dah-nee an taz-hah-bah-nee?* Excellent! That's a great idea. And when would you like to go?)

Sophia: **nuriidu 'an nadhab yawm as-sabt.** (*noo-ree-doo an naz-hab yah-oum ah-sabt.* We would like to go on Saturday.)

Ahmed: **kwayyis. ma'a 'ay saa'a?** (*kuh-wah-yees. mah-ah ay sah-ah?* Okay. At what time would you like to leave?)

Sophia: **hal 'indaka Tayaraan ma'a 'as-saa'a al-khaamisa?** (*hal een-dah-kah tay-yah-ran mah-ah ah-sah-ah al-kah-mee-sah?* Do you have any flights at 5:00?)

Ahmed: **na'am.** (*nah-am.* Yes.)

Sophia: **Tayyib. sana'khudh biTaaqatayn min faDlik.** (*tah-yeeb. sah-nah-kooz bee-tah-kah-tayn meen fad-leek.* Good. We'll take two tickets please.)

Ahmed: **hal turiidaani maqaa'id 'amaama 'annaafida 'aw bayna al-maqaa'id?** (*hal too-ree-dah-nee mah-qah-eed ah-mah-mah ah-nah-fee-dah ah-ou bay-nah al-mah-qah-eed?* Would you like window or aisle seats?)

Sophia: **maqaa'id 'amaama 'an-naafida min faDlik.** (*mah-qah-eed ah-mah-mah ah-nah-fee-dah meen fad-leek.* Window seats please.)

Ahmed: **'indii biTaaqatayn li maqaa'id 'amaama 'an-naafida li Tayaarin li daar al-bayDaa' yawm as-sabt ma'a 'as-saa'a al-khaamisa.** (*een-dee bee-tah-kah-tayn lee mah-qah-eed ah-mah-mah ah-nah-fee-dah lee tah-yah-reen lee dar al-bay-dah ya-oum ah-sah-bet ma-ah ah-sah-ah al-kah-mee-sah.* So I have two tickets for window seats for a flight to Casablanca on Saturday at 5:00.)

Sophia: **mumtaaz!** (*moom-taz!* Excellent!)

Ahmed: **riHla sa'eeda!** (*reeh-lah sah-ee-dah!* Have a nice trip!)

## Words to Know

'uTla	oot-lah	holiday/ vacation
biTaaqa	bee-tah-kah	ticket
biTaaqatayn	bee-tah-kah-tayn	2 tickets
biTaaqaat	bee-tah-kaht	tickets (3 or more)
Tayaraan	tah-yah-ran	flight
maq'ad	mak-had	seat
maqaa'id	mah-qah-eed	seats (3 or more)
bayna al- maqaa'id	bay-nah al-mah- qah-eed	aisle seat(s)

*continued*

## Words to Know (continued)

maq'ad an-naafida	mak-had ah-nah-fee-dah	window seat
riHla	reeh-lah	voyage
safar	sah-far	trip
musaafir	moo-sah-feer	traveler (M)
mussafira	moo-sah-fee-rah	traveler (F)
musaafiruun	moo-sah-fee-ruun	travelers (M)
musaafiraat	moo-sah-fee-rat	travelers (F)

### Getting some legwork out of the verb “to travel”



If there's one verb you need to be familiar with relating to travel, it's the verb **saafara** (*sah-fah-rah*; to travel). Even though **saafara** has four consonants instead of the usual three, it's nevertheless considered to be a regular verb because the fourth consonant, the 'alif, is actually a consonant that acts as a long vowel elongating the **siin**. (For more on regular verbs, flip to Chapter 2.)

Use the form **yusaafiru** to conjugate “traveling” in the present tense. Table 9-1 shows you how:

**Table 9-1 The Present Tense of the Verb saafara (To Travel)**

Form	Pronunciation	Translation
'anaa 'usaafiru	ah-nah oo-sah-fee-roo	I am traveling



<i>Form</i>	<i>Pronunciation</i>	<i>Translation</i>
'anta tusaafiru	ahn-tah too-sah-fee-roo	You are traveling (MS)
'anti tusaafiriina	ahn-tee too-sah-fee-ree-nah	You are traveling (FS)
huwa yusaafiru	hoo-wah yoo-sah-fee-roo	He is traveling
hiya tusaafiru	hee-yah too-sah-fee-roo	She is traveling
naHnu nussafiru	nah-noo noo-sah-fee-roo	We are traveling
'antum tusaafiruuna	ahn-toom too-sah-fee-roo-nah	You are traveling (MP)
'antunna tusaafirna	ahn-too-nah too-sah-feer-nah	You are traveling (FP)
hum yusaafiruuna	hoom yoo-sah-fee-roo-nah	They are traveling (MP)
hunna yusaafirna	hoo-nah yoo-sah-feer-nah	They are traveling (FP)
antumaa tusaafiraani	ahn-too-mah too-sah-fee-rah-nee	You are traveling (dual/MP/FP)
humaa yusaafiraani	hoo-mah yoo-sah-fee-rah-nee	They are traveling (dual/MP)
humaa tusaafiraani	hoo-mah too-sah-fee-rah-nee	They are traveling (dual/FP)

### *Registering at the airport*

With a **biTaaqat as-safar**, you're ready to head off to the **maTaar** (*mah-tar*; airport) and board the **Taa'ira**. But before you actually get on the **Taa'ira**, you need to take care of a few logistical things. First, you must

present your **jawaaz as-safar** (*jah-waz ah-sah-far*; passport) and your **biTaaqat as-safar** at the airport **tasjiil** (*tass-jeel*; registration) desk, which is located in the **maHaTTat al-khuTuut al-jawwiya** (*mah-hah-tah al-koo-toot al-jah-wee-yah*; airport terminal).

Second, you must also answer some **'as'ila** (*ass-ee-lah*; questions) about your **safar** and your **'amti'a** (*am-tee-ah*; luggage):

- ✓ **kam min 'amti'a satusajjiliina?** (*kam meen am-tee-ah sah-too-sah-jee-lee-nah?* How many pieces of luggage are you going to register?)
- ✓ **hal naDHamti al-'amti'a binafsuki?** (*hal nah-zam-tee al-am-tee-ah bee-naf-soo-kee?* Did you pack your bags by yourself?)
- ✓ **hal kul shay' fii al-'amti'a milkuki?** (*hal kool shay fee al-am-tee-ah meel-koo-kee?* Is everything in the bags yours?)
- ✓ **hal kaanat al-'amti'a ma'akii fii kul al-waqt?** (*hal kah-nat al-am-tee-ah mah-ah-kee fee kool al-wah-keh?* Have you had the bags in your possession at all times?)

## Words to Know

'amti'a	am-tee-ah	luggage
shanTa	shan-tah	suitcase
shanTatayn	shan-tah-tayn	two suitcases
miHfaDHa	meeh-fah-dah	briefcase
yusajjilu	yoo-sah-jee-loo	to register
naDHama	nah-zah-mah	to organize
ta'shiira	tah-shee-rah	visa
madkhal	mad-kal	gate

## Boarding the plane

So you're ready to board the **Taa'ira!** After you check your **'amti'a** and present your **biTaaqat as-safar** and your **jawaaz as-safar** to the airline attendant, be sure to follow all **ta'liimaat** (*tah-lee-mat*; instructions) carefully.

When you reach the **madkhal** (*mad-kal*; gate) and board the **Taa'ira**, present your **biTaaqat as-safar** to the **muwaafiq aT-Taa'ira** (*moo-wah-feek ah-tah-ee-rah*; flight attendant), who will show you your **maq'ad** (*mak-had*; seat). The following terms are related to the **Taa'ira** and your flight:

- ✓ **raakib** (*rah-keeb*; passenger)
- ✓ **rukkaab** (*roo-kab*; passengers)
- ✓ **muwaafiq** (*moo-wah-feek*; attendant) (M)
- ✓ **muwaafiqah** (*moo-wah-fee-qah*; attendant) (F)
- ✓ **Tayyaar** (*tah-yar*; pilot) (M)
- ✓ **Tayyaara** (*tah-yah-rah*; pilot) (F)
- ✓ **ghurfat al-qiyaada** (*ghoor-fat al-kee-yah-dah*; cockpit)
- ✓ **mirHaad** (*meer-had*; bathroom)
- ✓ **mirHaad mashghuul** (*meer-had mash-ghool*; bathroom occupied)
- ✓ **'araba fii 'a'laa** (*ah-rah-bah fee ah-lah*; overhead compartment)
- ✓ **qism al-'awwal** (*kee-sem al-ah-wal*; first class)
- ✓ **qism al-'a'maal** (*kee-sem al-ah-mal*; business class)
- ✓ **qism 'iqtiSaadii** (*kee-sem eek-tee-sah-dee*; "economy" class)
- ✓ **sur'a** (*soor-ah*; speed)
- ✓ **'irtifaa'** (*eer-tee-fah*; altitude)
- ✓ **'inTilaaq** (*een-tee-lak*; departure)
- ✓ **wuSuul** (*woo-sool*; arrival)

## A brief departure on the verb “to arrive”



A helpful verb to know when you’re traveling is **waSala** (*wah-sah-lah*; to arrive). (You can also use the verb **waSala** to express “to land” or “to come.”) Even though **waSala** has three consonants and therefore should fall into the mold of regular verb forms, it’s nevertheless classified as an irregular verb because it includes the initial consonant **waaw**. Verbs with initial **waaw** are classified as irregular because their present tense forms are different than the regular present tense verb forms. As a result, whereas the past tense of **waSala** follows a regular pattern, the present does not. You need to use the irregular form **yaSilu** to conjugate “arriving” in the present tense. Table 9-2 shows you how:

**Table 9-2 The Present Tense of the Verb  
*waSala* (To Arrive)**

<i>Form</i>	<i>Pronunciation</i>	<i>Translation</i>
'anaa 'aSila	ah-nah ah-see-loo	I am arriving
'anta taSila	ahn-tah tah-see-loo	You are arriving (MS)
'anti taSiliina	ahn-tee tah-see-lee-nah	You are arriving (FS)
huwa yaSila	hoo-wah yah-see-loo	He is arriving
hiya taSila	hee-yah tah-see-loo	She is arriving
naHnu naSila	nah-noo nah-see-loo	We are arriving
'antum taSiluuna	ahn-toom tah-see-loo-nah	You are arriving (MP)
'antunna taSilna	ahn-too-nah tah-seel-nah	You are arriving (FP)

<i>Form</i>	<i>Pronunciation</i>	<i>Translation</i>
<b>hum yaSiluuna</b>	<i>hoom yah-see-loo-nah</i>	They are arriving (MP)
<b>hunna yaSilna</b>	<i>hoo-nah yah-seel-nah</i>	They are arriving (FP)
<b>antumaa taSilaani</b>	<i>ahn-too-mah tah-see-lah-nee</i>	You are arriving (dual/MP/FP)
<b>humaa yaSilaani</b>	<i>hoo-mah yah-see-lah-nee</i>	They are arriving (dual/MP)
<b>humaa taSilaani</b>	<i>hoo-mah tah-see-lah-nee</i>	They are arriving (dual/FP)

## *Going through immigration and customs*

When your **Taa'ira** lands and you arrive at your chosen destination, it's time to deal with the **hijra** (*heej-rah*; immigration) and **diwaana** (*dee-wah-nah*; customs) officials. In recent years, airports have established more stringent requirements on **musaafiruun** (*moo-sah-fee-ruun*; travelers), so be prepared to answer a number of 'as'ila regarding the details and purpose of your **safar**. Here are some common questions a **hijra** or **diwaana** official may ask you:

- ✓ **maa 'ismuk?** (*mah ees-mook*; What's your name?)
- ✓ **kam 'umruk?** (*kam um-rook*; How old are you?)
- ✓ **'ayna taskun?** (*eh-yeh-nah tass-koon*; Where do you live?)
- ✓ **maa hiya mihnatak?** (*mah hee-yah meeh-nah-took*; What do you do?)
- ✓ **kam muddat safaruk?** (*kam moo-dat sah-fah-rook*; How long is your trip?)
- ✓ **maa hadaf safaruk?** (*mah hah-daf sah-fah-rook*; What's the purpose of your trip?)

✓ **'ayna sataskun li muddat as-safar?** (*eh-yeh-nah sah-tass-koon lee moo-dat ah-sah-far*; Where will you be staying during the trip?)

✓ **hal tusaafir biwaHdik?** (*hal too-sah-feer bee-wah-deek*; Are you traveling alone?)



Provide clear and accurate answers to these questions. Providing false statements to an official from **hijra** or **diwaana** is a serious offense, so make sure you're truthful throughout the questioning.



If you're visiting a Muslim country, check with your travel agent or consular official about restrictions certain countries may have regarding bringing particular items into the country. For example, if you're traveling to Saudi Arabia, you can't bring alcohol with you into the country; and if you're a woman, you may have to wear specific clothing, such as the **Hijaab** (*hee-jab*; veil), in order to comply with local religious laws. You want to be certain you are aware of all the rules and laws before you face someone from **hijra** or **diwaana**.

## Words to Know

jinsiyya	jeen-see-yah	nationality
sanat al-miilaad	sah-nat al-mee-lad	date of birth
'iid al-miilaad	eed al-mee-lad	birthday
hadaf	hah-daf	purpose/goal
taariikh	tah-reek	date
khuruuj	koo-rooj	exit/departure

dukhuul	doo-kool	entry
siyaaHa	see-yah-hah	tourism
saa'iH	sah-eeh	tourist (M)
saa'iHa	sah-ee-hah	tourist (F)
muhaajir	moo-hah-jeer	immigrant (M)
muhaajira	moo-hah-jee-rah	immigrant (F)
muhaajiruun	moo-hah-jee-roon	immigrants (M)
muhaajiraat	moo-hah-jee-rat	immigrants (F)

Getting through the **hijra** post puts you one step closer to leaving the **maTaar** and discovering the wonders of the exotic country you're visiting! After your interview with the **hijra**, you may proceed to pick up your '**amti**'a. You may use the help of a **Hammaal** (*hah-mal*; baggage handler/porter), or you may simply use an '**ariiba**' (*ah-ree-bah*; cart) to haul your own luggage.

Before you actually leave the **maTaar**, you must go through **diwaana** (customs). Use the following phrases when speaking with **diwaana** officials:

- ✓ **laa shay' li al-'i'laan.** (*lah shay lee al-eeh-lan*; Nothing to declare.)
- ✓ **'indii shay' li al-'i'laan.** (*een-dee shay lee al-eeh-lan*; I have something to declare.)

## Getting Around on Land

Major metropolitan areas and most small towns have a number of transportation methods you can choose from. Table 9-3 lists some of the most common forms of transportation you're likely to use.

**Table 9-3 Major Forms of Transportation**

<i>Arabic</i>	<i>Pronunciation</i>	<i>Translation</i>
Taaksii	<i>tak-see</i>	taxi
Haafila	<i>hah-fee-lah</i>	bus
qiTaar	<i>kee-tar</i>	train
nafaq 'arDiiy	<i>nah-fak ar-dee</i>	subway
safiina	<i>sah-fee-nah</i>	ship
Sayyaara	<i>sah-yah-rah</i>	car
Sayyaara 'ijaariya	<i>sah-yah-rah ee-jah-ree-yah</i>	rental car
darraaja	<i>dah-rah-jah</i>	bicycle
darraaja naariyya	<i>dah-rah-jah nah-ree-yah</i>	motorcycle

### *Hailing a taxi*



When hailing a cab in a foreign country, keep the following advice in mind:

- ✓ **Make sure that the taxi you hail is fully licensed and authorized by the local agencies to operate as a taxi.** A number of companies operate illegal taxis and take advantage of unsuspecting tourists — make sure you're not one of them! Most legitimate taxi operators have licensing information on display somewhere inside the cab or even on the car's exterior.
- ✓ **Be aware that most taxis that run to and from the airport charge a flat rate. Inquire about the flat rate before you get into the taxi.**
- ✓ **If you're in the city, make sure the taxi *saa'iq* (*sah-EEK*; driver) turns on the *Hasuub* (*hah-soob*; meter).** A common occurrence is that a driver forgets (either accidentally or intentionally) to turn on the meter and ends up charging you an exorbitant amount of money for a short ride.



In most Arab and Middle Eastern countries, tipping the **saa'iq** is not required. However, I'm sure the **saa'iq** won't argue if you decide to give him a little tip!

## Words to Know

'iHtafiDH	eeh-tah-feed	keep (command form)
baaqii	bah-kee	change (money)
thaman	tah-man taz-	fare
tadhkiira	kee-rah	
Hasuub	hah-soob	counter/meter

### Taking a bus

The **Haafila** (*hah-fee-lah*; bus) is a convenient mode of transportation whether you're traveling across town or across the country. If you're in a city and traveling within city limits, taking the bus is a good option because it usually costs less than a taxi. If you're traveling across the country, not only is taking a bus an economical option, but you also get to enjoy the beautiful scenery!

Most **Haafilaat** (*hah-fee-lat*; buses) accept prepaid **biTaaqaat** (*bee-tah-kaht*; tickets). If you take the **Haafila** frequently, refill your **biTaaqa** regularly. Otherwise, if you take a bus only occasionally, you'll be glad to know that most **Haafilaat** also accept **fuluus** (*foo-loos*; cash) as long as it's small bills. Here are some common terms you may need or encounter if you decide to take a **Haafila**:

- ✓ **biTaaqat al-Haafila** (*bee-tah-kaht al-hah-fee-lah*; bus ticket)
- ✓ **maHaTTat al-Haafila** (*mah-hah-tat al-hah-fee-lah*; bus station/bus stop)

- ✓ **saa'iq al-Haafila** (*sah-eeek al-hah-fee-lah*; bus driver)
- ✓ **tawqiit al-Haafila** (*taw-keet al-hah-fee-lah*; bus schedule)



If you want to say “every” as in “every day” or “every hour,” all you do is add the word **kul** (*kool*; every) before the noun that describes the time you’re referring to. For example:

- ✓ **kul yawm** (*kool yawm*; every day)
- ✓ **kul saa'a** (*kool sah-ah*; every hour)
- ✓ **kul niSf saa'a** (*kool nee-sef sah-ah*; every half hour)
- ✓ **kul rubu' saa'a** (*kool roo-booh sah-ah*; every 15 minutes)

Here are some other phrases to help you find the bus you need:

- ✓ **'afwan, hal haadhihi al-Haafila tadhhab 'ilaa waSat al-madiina?** (*af-wan, hal hah-zee-hee al-hah-fee-lah taz-hab ee-lah wah-sat al-mah-dee-nah?* Excuse me, does this bus go downtown?)
- ✓ **'ayna al-Haafila 'ilaa waSat al-madiina?** (*eh-yeh-nah al-hah-fee-lah ee-lah wah-sat al-mah-dee-nah?* Which bus goes downtown?)
- ✓ **mataa sataSil al-Haafila raqm 'ashra?** (*mah-tah sah-tah-sil al-hah-fee-lah rah-kem ash-rah?* When does bus number 10 arrive?)

## Boarding a train

The **qiTaar** (*kee-tar*; train) is a popular alternative if you’re looking for transportation that’s convenient, fast, affordable, and allows you to do a little sight-seeing while you’re on the go. When you board the **qiTaar**, be ready to provide your **biTaaqa** to the **qiTaar** attendant. Although boarding most **qiTaar** doesn’t require a **biTaaqa shakhSiyya** (*bee-tah-kah shak-see-yah*; personal ID card), you should be ready to present one if an attendant asks you for it.

## Asking for Directions

Being able to ask for — and understand — **‘ittijaahaat** (*ee-tee-jah-hat*; directions) is an important skill. In this section, I tell you how to interact with native speakers in order to get relevant information to help you find what you’re looking for!

### Asking “where” questions

The best way to get directions-related information from Arabic speakers is to ask **‘ayna** (*eh-yeh-nah*; where) questions. Luckily, the structure of an **‘ayna** question is relatively straightforward: You use **‘ayna** followed by the subject. For example:

- ✓ **‘ayna al-funduq?** (*eh-yeh-nah al-foon-dook*; Where is the hotel?)
- ✓ **‘ayna al-haatif?** (*eh-yeh-nah al-haa-teef*; Where is the phone?)
- ✓ **‘ayna al-mirHaad?** (*eh-yeh-nah al-meer-haad*; Where is the bathroom?)



Be sure to define the subject following **‘ayna**. You define a subject by adding the definite article prefix **al-** to the subject noun. For example, **funduq** means “hotel,” and **al-funduq** means “the hotel.” So if you’re asking where the hotel is located, you say, **‘ayna al-funduq?** (Where is the hotel?) and not **‘ayna funduq?**, which translates to “Where is hotel?”

### Answering “where” questions

You can answer an **‘ayna** question in a number of different ways, ranging from the simple to the convoluted. In order to answer **‘ayna** questions, you have to understand the structure of the **‘ayna** question reply, which usually follows this format: subject, preposition, object.

Take a look at some common ‘ayna questions and their corresponding replies:

- ✓ **‘ayna al-mustashfaa?** (*eh-yeh-nah al-moos-tash-faah*; Where is the hospital?)

**al-mustashfaa fii al-madiina.** (*al-moos-tash-faah fee al-mah-dee-nah*; The hospital is in the city.)

- ✓ **‘ayna al-maT’am?** (*eh-yeh-nah al-mah-tam*; Where is the restaurant?)

**al-maT’am qariib min al-funduq.** (*al-mah-tam qah-reeb meen al-foon-dook*; The restaurant is close to the hotel.)

- ✓ **‘ayna al-kitaab?** (*eh-yeh-nah al-kee-taab*; Where is the book?)

**al-kitaab taHta aT-Taawila.** (*al-kee-taab tah-tah at-tah-wee-lah*; The book is underneath the table.)

Notice that in these examples, you use a preposition to establish a connection between the subject (in this case, what or who you’re looking for) and the object (the location of the desired subject). In order to establish the desired relationship, it’s very important for you to be familiar with some common prepositions:

- ✓ **‘alaa** (*ah-laah*; on)
- ✓ **fii** (*fee*; in)
- ✓ **‘ilaa** (*ee-laah*; to)
- ✓ **qariib min** (*qah-reeb meen*; close to)
- ✓ **ba’id min** (*bah-eed meen*; far from)
- ✓ **bijaanib** (*bee-jaah-neeib*; next to)
- ✓ **fawqa** (*faw-qah*; on top of)
- ✓ **taHta** (*tah-tah*; underneath/below)
- ✓ **‘amaama** (*ah-maah-mah*; in front of)
- ✓ **waraa’a** (*wah-raah-ah*; behind)
- ✓ **yamiin min** (*yah-meen meen*; right of)
- ✓ **yasiir min** (*yah-seer meen*; left of)



The subject in the reply to an **'ayna** question must also be defined. In addition, the object in the **'ayna** reply statement should be defined as well, either by using the definite article prefix **al-** or by including a predefined object.

### *Asking with courtesy*

Of course, you can't just go up to someone and ask them bluntly, **'ayna al-funduq?** (Where is the hotel?). That wouldn't be very polite. The proper etiquette for approaching someone and asking for directions is to first say **as-salaamu 'alaykum** (*ah-sah-lah-moo ah-lay-koom*; hello) or **'ahlan wa sahan** (*ah-hel-an wah sah-hel-an*; hi) and then ask if he or she would permit you to ask a question. For example, you begin the exchange by saying:

**'afwan. hal yumkin 'an 'as'alaka su'aal?** (*ahf-wan. Hal yoom-keen an ass-ah-lah-kah soo-aah-l*; Excuse me. May I ask you a question?)

After the person agrees to take your question, you may proceed to ask for directions.

### *Could you repeat that?*

Sometimes, when you ask for directions, the person who tries to help you starts talking too fast and you can't quite understand what he or she is saying. Other times, you may be in a loud area, such as near a downtown traffic jam, and you can't make out what the other person is saying. In either case, you have to ask the person who's giving you directions to speak more slowly or to repeat what he or she has just said. These phrases can help you cope with these situations:

- ✓ **'afwan** (*ahf-wan*; excuse me/pardon me)
- ✓ **'ismaH lii** (*ees-maah lee*; excuse me)
- ✓ **laa 'afham** (*laa ah-fham*; I don't understand)
- ✓ **takallam bi baT'in min faDlik** (*tah-kah-lahm bee bat-een meen fahd-leek*; speak slowly please)

- ✓ **hal yumkin ‘an ta’id min faDlik?** (*hal yoom-keen an tah-eed meen fahd-leek*; Could you repeat please?)
- ✓ **‘a’id min faDlik** (*ah-eed meen fahd-leek*; Repeat please)
- ✓ **maadhaa qult?** (*maah-zaah koo-let*; What did you say?)

Here’s a conversation that puts these phrases to use:

John: **‘afwan. hal yumkin ‘an ‘as’alaka su’aal?** (*ahf-wan. hal yoom-keen an ass-ah-lah-kah soo-aah-l?* Excuse me. May I ask you a question?)

Maria: **na’am.** (*nah-ahm.* Yes.)

John: **‘ayna al-madrasa?** (*eh-yeh-nah al-mah-drah-sah?* Where is the school?)

Maria: **maa ‘ismu al-madrasa?** (*maah ees-muh al-mah-drah-sah?* What’s the name of the school?)

John: **al-madrasa al-amriikiiyya.** (*al-mah-drah-sah al-am-ree-kee-yah.* The American school.)

Maria: **al-madrasa ba’iida min hunaa.** (*al-mah-drah-sah bah-ee-dah meen hoo-naah.* The school is far from here.)

John: **laa ‘afham. hal yumkin ‘an ta’id min faDlik?** (*laa ah-fham. hal yoom-keen an tah-eed meen fahd-leek?* I don’t understand. Could you repeat please?)

Maria: **al-madrasa laysat qariiba min hunaa. yajib ‘an ta’khudh al-haafila ‘ilaa waSat al-madiina.** (*al-mah-drah-sah lay-saht qah-ree-bah meen hoo-naah. yah-jeeb an tah-khoo-dh al-haa-fee-lah ee-laah wah-saht al-mah-dee-nah.* The school is not close to here. You must take the bus to the center of the city.)

John: **fahamt! Shukran jaziilan.** (*fah-ha-met! shook-ran jah-zee-lan.* I understand! Thank you very much.)

Maria: **‘afwan.** (*ahf-wan.* You’re welcome.)

## Words to Know

ba'iid	bah- <i>eed</i>	far (M)
ba'iida	bah- <i>eed-ah</i>	far (F)
qariib	qah- <i>reeb</i>	close (M)
qariiba	qah- <i>reeb-ah</i>	close (F)
hunaa	hoo- <i>naah</i>	here
hunaaka	hoo- <i>naah-kah</i>	there
'afham	ahf- <i>ham</i>	understand
haafila	haa- <i>fee-lah</i>	bus
taksii	tak- <i>see</i>	taxi
qitaar	kee- <i>tar</i>	train
maHaTTa	mah- <i>hah-tah</i>	station

### Using command forms

When you ask someone for directions, the person directs you to a specific location. Essentially, he or she tells you where to go, which qualifies as a *command form*. The command form applies to all personal pronouns, but you have to use different commands for men and women. Here are some common command forms:

#### *Masculine Command*

'a'id (*ah-*eed**; repeat)

'idhhab (*eez-*hab**; go)

khudh (*khooz*; take)

#### *Feminine Command*

'a'idii (*ah-*eed-ee**; repeat)

'idhhabii (*eez-*hab-ee**; go)

khudhii (*khooz-*ee**; take)

(continued)

(continued)

<i>Masculine Command</i>	<i>Feminine Command</i>
<b>Tuf</b> ( <i>toof</i> ; turn)	<b>Tufii</b> ( <i>toof-ee</i> ; turn)
<b>qif</b> ( <i>keef</i> ; stop)	<b>qifii</b> ( <i>keef-ee</i> ; stop)

**Note:** **'imshii** (*eem-shee*; walk) is a special command form that is gender-neutral.

The following conversation shows how the command form is used to tell someone how to get to their destination:

Susan: **'afwan. hal yumkin 'an 'as'alaka su'aal?** (*ahf-wan. hal yoom-keen an ass-ah-lah-kah soo-aah-l?* Excuse me. May I ask you a question?)

Rita: **Taba'an.** (*tah-bah-an.* Of course.)

Susan: **'ayna funduq al-jawhara?** (*eh-yeh-nah foon-dook al-jaw-ha-rah?* Where is the Jawhara Hotel?)

Rita: **'adHunnu 'anna haadhaa al-funduq fii waSat al-madiina.** (*ah-zuh-nuh an-nah hah-zah al-foon-dook fee wah-sat al-mah-dee-nah.* I believe that this hotel is in the center of the city.)

Susan: **na'am. kayfa 'adhabu hunaaka?** (*nah-ahm. kay-fah az-hah-boo hoo-nah-kah?* Yes. How do I get there?)

Rita: **Taba'an. 'idhhabii 'ilaa shaari' Hassan thumma Tufii 'ilaa al-yamiin.** (*tah-bah-an. eez-hab-ee ee-laah shah-reeh hah-san thoo-mah toof-ee ee-laah al-yah-meen.* Certainly. Go to Avenue Hassan, then turn right.)

Susan: **kwayyis.** (*kwah-yees.* Okay.)

Rita: **thumma 'imshii 'ilaa al-maktaba wa qifii. al-funduq 'amaama al-maktaba. Al-funduq fii ash-shamaal.** (*thoo-maah eem-shee ee-laah al-mak-tah-bah wah keef-ee. al-foon-dook ah-maah-mah al-mak-tah-bah. al-foon-dook fee as-shah-maal.* Then walk toward the library and stop. The hotel is in front of the library. The hotel is facing north.)



Susan: **shukran li musaa'adatuki.** (*shook-ran lee moo-saa-ah-dah-too-kee.* Thank you for your help.)

## Words to Know

'aDHunnu	ah-zuh-nnuh	I believe
Thumma	thoo-mah	then
kwayyis	kwah-yees	okay
musaa'ada	moo-saa-ah-dah	help
shamaal	shah-maal	north
janoub	jah-noob	south
sharq	shah-rek	east
gharb	ghah-reb	west



## Chapter 10

# Laying Down Your Weary Head: Hotel or Home

---

### *In This Chapter*

- ▶ Hunting for the right accommodation
  - ▶ Reserving your room
  - ▶ Checking in and out
  - ▶ Making a home
- 

Picking the right **funduq** (*foon-dook*; hotel) for you and your family or friends can sometimes make or break your **safar** (*sah-far*; trip). During a **safar** or **riHla** (*reeh-lah*; vacation), the **funduq** is your home away from home.

In this chapter, I show you the ins and outs of choosing the right **funduq** to meet your travel, budgetary, and personal needs. You find out how to inquire about specific aspects of the **funduq** (such as available amenities and proximity to the city center), how to make a room reservation and check into your room, how to interact with the **funduq** staff, and, last but not least, how to successfully check out of your hotel room!

If you're staying in someone's home (or establishing your own), I also offer some key terms to help you navigate around the house.

## Choosing the Right Accommodation

When choosing the right **funduq**, you need to consider a number of factors:

- ✓ **thaman** (*tah-man*; price)
- ✓ **ghurfa** (*ghoor-fah*; room)
- ✓ **Hajem al-ghurfa** (*hah-jem al-ghoor-fah*; room size)
- ✓ **naw' al-ghurfa** (*nah-ouh al-ghoor-fah*; room type)
- ✓ **khidmat al-ghurfa** (*keed-mat al-ghoor-fah*; room service)
- ✓ **'iiwaa'** (*ee-wah*; accommodations)
- ✓ **maraafiq** (*mah-rah-feek*; amenities)
- ✓ **masbaH** (*mas-bah*; swimming pool)
- ✓ **maT'am** (*mat-ham*; restaurant)

When inquiring about a **ghurfa**, you may need to use the following terms:

- ✓ **ghurfa li-shakhS waaHid** (*ghoor-fah lee-sha-kes wah-heed*; single room)
- ✓ **ghurfa li-shakhsayn** (*ghoor-fah lee-shak-sayn*; double room)
- ✓ **sariir** (*sah-reer*; bed)
- ✓ **mirHaad** (*meer-had*; toilet)
- ✓ **balcoon** (*bal-koon*; balcony)
- ✓ **tilifizyoon** (*tee-lee-feez-yoon*; television)
- ✓ **Tabaq** (*tah-bak*; floor/level)



To create a possessive noun in English, you usually use an apostrophe, such as “the girl’s cat” or “the woman’s house.” It’s the same in Arabic, except that you reverse the word order — you use an indefinite noun followed by a definite noun, as in **Hajem al-ghurfa. al-ghurfa** (a definite noun because it contains the definite article prefix **al-**) means “the room,” and **Hajem** (an indefinite noun) means “size.” So when you read or hear **Hajem al-ghurfa**, you automatically know that the **ghurfa** is the possessor acting on the **Hajem** (size) to express the “room’s size” or, literally, “the size of the room.”

Here are some other phrases that may come in handy:

- ✓ **‘uriidu ‘an ‘a’raf ‘idhaa kaana ‘indakum ghuraf faarigha.** (*oo-ree-doo ann ah-raf ee-zah kah-nah een-dah-koom ghoo-raf fah-ree-ghah.* I would like to know whether you have any rooms available.)
- ✓ **hal ‘indakum ghuraf li-shakhsayn?** (*hal een-dah-koom ghoo-raf lee-shak-sayn?* Do you have any double rooms?)
- ✓ **hal fii al-Hammaam duush wa banyoo?** (*hal fee al-hah-mam doosh wah ban-yoo?* Is there a shower and a bathtub in the bathroom?)
- ✓ **hal fii al-ghurfa khizaana?** (*hal fee al-ghoor-fah kee-zah-nah?* Is there a safe in the room?)
- ✓ **hal al-ghurfa ‘indahaa mikwaa al-malaabis?** (*hal al-ghoor-fah een-dah-hah meek-wah al-mah-lah-bees?* Does the room come equipped with a clothes iron?)
- ✓ **kam min sariir fii haadhihi al-ghurfa?** (*kam meen sah-reer fee hah-zee-hee al-ghoor-fah?* How many beds are in this room?)
- ✓ **hal ‘indahaa balcoon?** (*hal een-dah-hah bal-koon?* Does it have a balcony?)
- ✓ **sa-a’khudh haadhihi al-ghurfa.** (*sah-ah-kooz hah-zee-hee al-ghoor-fah.* I’ll take this room.)

## Words to Know

ghuraf	ghoo-raf	rooms
faarigha	fah-ree-ghah	available
naafida	nah-fee-dah	window
Hammaam	hah-mam	bathroom
duush	doosh	shower
banyoo	ban-yoo	bathtub
maghsala	mag-sah-lah	sink
fuuTa	foo-tah	towel
mir'aat	meer-at	mirror
wisaada	wee-sah-dah	pillow
baTTaniyya	bah-tah-nee-yah	blanket
miSbaaH	mees-bah	lamp
haatif	hah-teef	phone
midyaa'	meed-yah	radio
khizaana	kee-zah-nah	safe deposit box
mushrifat al-ghurfa	moosh-ree-fat al-ghoor-fah	room staff attendant

## Making a Reservation

After you identify the right **funduq** with the right **maraafiq** and **ghurfa**, you're ready to make a **Hajzu** (*haj-zoo*; reservation). Before you do, though, you

have a few considerations to make, such as the duration and length of your stay, the number and type of **ghuraf** you're reserving, the number of people staying, and the cost to stay at the **funduq**. This section explores all these elements so that you can be prepared to make a smooth **Hajzu** and secure the best accommodation for your **safar!**

### *Figuring out the price*

**thaman** (*tah-man*; price) is an important factor to think about before you make your **Hajzu**. Fortunately, there are many accommodation options to suit every **mizaaniya** (*mee-zah-nee-yah*; budget). If you can afford it, making a **Hajzu** in a **funduq faakhir** (*foon-dook fah-kheer*; luxury hotel) is nice. If you're a **Taalib** (*tah-leeb*; student), staying at a **daar aT-Talaba** (*dar ah-tah-lah-bah*; youth hostel) is a more affordable option.

When making your **Hajzu**, be sure to inquire about any special **tanziilaat** (*tan-zee-lat*; discounts) that the **funduq** might be offering. Here are some **tanziilaat** you can ask about:

- ✓ **tanziilaat al-majmoo'aat** (*tan-zee-lat al-maj-moo-at*; group discounts)
- ✓ **tanziilaat as-saa'aat baTaala** (*tan-zee-lat ah-sah-at bah-tah-lah*; off-peak discounts)
- ✓ **tanziilaat al-fuSul** (*tan-zee-lat al-foo-sool*; seasonal discounts)
- ✓ **rayTaat as-safar** (*ray-tat ah-sah-far*; special travel packages)

And here are some of the questions you'll need to ask to take advantage of these discounts:

- ✓ **kam thaman ghurfa li-shakhS waaHid li muddat layla waaHida?** (*kam tah-man ghoor-fah lee-sha-kes wah-heed lee moo-dat lay-lah wah-hee-dah?* How much is a single room for one night?)
- ✓ **hal 'indakum 'ay tanziilaat li al-fuSul?** (*hal een-dah-koom ay tan-zee-lat lee al-foo-sool?* Do you have any seasonal discounts?)

## Indicating the length of your stay

Making sure you get the room you want when you need it is as important as sticking to your **funduq** budget. Securing a **ghurfa** can be difficult, particularly during the **faSl al-'uTla** (*fah-sel al-oot-lah*; holiday season); therefore, it's advisable you make your **Hajzu** ahead of schedule so that you're assured to get the **ghurfa** you want during the **mudda** (*moo-dah*; period) of your choosing.

To say you're going to stay at the **funduq** "for a period of" so much time, use the following formula: **li muddat** (*lee moo-dat*) followed by the duration of your stay. For example, to say you're staying "for a period of a week," say **li muddat 'usbuu'** (*lee moo-dat oos-booh*). Here are some other examples:

- ✓ **li muddat yawm** (*lee moo-dat yah-oum*; for a period of one day)
- ✓ **li muddat khamsat 'ayyam** (*lee moo-dat kam-sat ah-yam*; for a period of five days)
- ✓ **li muddat 'usbuu' wa niSf** (*lee moo-dat oos-booh wah nee-sef*; for a period of one and a half weeks)

To say that you're staying from one date until another date, use the prepositions **min** (*meen*; from) and **'ilaa** (*ee-lah*; until). For example, if you're staying "from Monday until Thursday," you say **min al-'ithnayn 'ilaa al-khamiis** (*meen al-eeth-nayn ee-lah al-kah-meis*). Here are some other examples:

- ✓ **min al-'arbi'aa' 'ilaa al-'aHad** (*meen al-ar-bee-ah ee-lah al-ah-had*; from Thursday until Sunday)
- ✓ **min 'ishriin yulyuu 'ilaa thalaathiin yulyuu** (*meen eesh-reen yoo-leh-yoo ee-lah thah-lah-theen yoo-leh-yoo*; from July 20 until July 30)
- ✓ **min 'aghusTus 'ilaa sibtambar** (*meen ah-ghoo-seh-toos ee-lah seeb-tam-bar*; from August until September)
- ✓ **'uriidu haadhihi al-ghurfa li-muddat 'usbuu'**. (*oo-ree-doo hah-zee-hee al-ghoor-fah lee-moo-dat*)



*oos-booh.* I'd like this room for a period of one week.)

- ✓ **'uriidu haadhihi al-ghurfa min Disambar al-'awwal 'ilaa Disambar as-saabi'.** (*oo-ree-doo hah-zee-hee al-ghoor-fah meen dee-sahm-bar al-ah-wal ee-lah dee-sahm-bar ah-sah-bee.* I'd like this room from December 1 until December 7.)

And if you do want to take a vacation during the holidays, you can ask

**hal haadhihi al-ghurfa mawjuuda li 'uTlat nihaayat as-sana?** (*hal hah-zee-hee al-ghoor-fah maw-joo-dah lee oot-lat nee-hah-yat ah-sah-nah?* Is this room available during the end of year holiday?)



The verb for “to stay” is **baqaa** in the past tense and **yabqaa** in the present. To put a **fi'l** (*fee-ehl*; verb) in the **mustaqbal** (*moos-tak-bal*; future), all you do is add the prefix **sa-** to the **fi'l** in the present tense. For example, to communicate “I will stay for a period of one week,” you say **sa-'abqaa li muddat 'usbuu'** (*sah-ab-qah lee moo-dat oos-booh*).

## Checking In to the Hotel

When you arrive at your **funduq** after a long **safar**, probably the last thing on your mind is going through the formalities of checking in. If you already have a **Hajzu**, ask the **muwaDHaf al-'istiqbaal** (*moo-wah-daf al-ees-teek-bal*; desk clerk) for more **ma'luumaat** (*mah-loo-mat*; information). You might try this phrase:

**'ahlan. 'indii Hajzu li ghurfa li-shakhs waaHid li muddat 'usbuu' bidaa'an al-yawm.** (*ah-lan. een-dee haj-zoo lee ghoor-fah lee-shah-kes wah-heed lee moo-dat oos-booh bee-dah-an al-yah-oum.* Hi. I have a reservation for a single room for one week beginning today.)

If you don't have a **Hajzu**, you can inquire about room **mawjooda** (*maw-joo-dah*; availability) at the front desk. Here are some important terms you may need during check-in:

- ✓ **miftaH** (*meef-tah*; key)
- ✓ **miftaH al-ghurfa** (*meef-tah al-ghoor-fah*; room key)
- ✓ **'amti'a** (*am-tee-ah*; luggage)
- ✓ **shanTa** (*shan-tah*; suitcase)
- ✓ **miHfaDHa** (*meeh-fah-dah*; briefcase)
- ✓ **Tabiq** (*tah-beek*; floor)
- ✓ **miS'ad** (*mees-ad*; elevator)
- ✓ **'istiqbaal** (*ees-teek-bal*; reception)
- ✓ **maktab al-'istiqbaal** (*mak-tab al-ees-teek-bal*; reception desk)
- ✓ **muwaDHaf al-'istiqbaal** (*moo-wah-daf al-ees-teek-bal*; desk clerk) (M)
- ✓ **muwaDHafa al-'istiqbaal** (*moo-wah-dah-fah al-ees-teek-bal*; desk clerk) (F)
- ✓ **bawwaab** (*bah-wab*; concierge) (M)
- ✓ **bawwaaba** (*bah-wah-bah*; concierge) (F)
- ✓ **maDmuun** (*mad-moon*; included)

When interacting with the **funduq** staff, the following key phrases are likely to come in handy:

- ✓ **hal al-fuTuur maDmuun ma'a al-ghurfa?** (*hal al-foo-toor mad-moon mah-ah al-ghoor-fah*; Is breakfast included with the room?)
- ✓ **mataa yabda'u al-fuTuur?** (*mah-tah yab-dah-oo al-foo-toor*; When does breakfast begin?)
- ✓ **mataa yantahii al-fuTuur?** (*mah-tah yan-tah-hee al-foo-toor*; When does breakfast end?)
- ✓ **hal hunaaka khabaran lii?** (*hal hoo-nah-kah kah-bah-ran lee*; Are there any messages for me?)

- ✓ **'uriidu nahaad bi shakel mukaalama ma'a as-saa'a as-saabi'a.** (*oo-ree-doo nah-had bee shah-kel moo-kah-lah-mah mah-ah ah-sah-ah ah-sah-bee-ah*; I would like a wake-up call at 7:00.)
- ✓ **hal 'indakum mushrifat al-ghurfa?** (*hal een-dah-room moosh-ree-fat al-ghoor-fah*; Do you have room service?)

Here are some phrases you might hear from the hotel staff:

- ✓ **ghurfatuka fii aT-Tabiq as-saadis.** (*ghoor-fah-too-kah fee ah-tah-beek ah-sah-dees*. Your room is located on the sixth floor.)
- ✓ **haa huwa al-miftaH.** (*hah hoo-wah al-meef-tah*. Here is your room key.)
- ✓ **hal 'indaka 'amti'a?** (*hal een-dah-kah am-tee-ah?* Do you have any luggage?)
- ✓ **al-Hammaal sa-yusaa'iduka 'ilaa al-ghurfa.** (*al-hah-mal sah-yoo-sah-ee-doo-kah ee-lah al-ghoor-fah*. The baggage handler will help you to your room.)

## Checking Out of the Hotel

After your stay at the **funduq**, it's time for **waqt al-khuruuj** (*wah-ket al-koo-rooj*; checkout). The following phrases will help you check out on time:

- ✓ **mataa waqt al-khuruuj?** (*mah-tah wah-ket al-koo-rooj?* When is the checkout time?)
- ✓ **maa hiya al-faatuura al'aama?** (*mah hee-yah al-fah-too-rah al-ah-mah?* What's the total bill?)
- ✓ **'uriidu 'iiSaala min faDlik.** (*oo-ree-doo ee-sah-lah meen fad-leek*. I'd like a receipt please.)

Before you leave the **funduq**, make sure you get all your stuff from your **ghurfa**, and take care of the bill. Some common extra charges to watch out for on your **faatuura** (*fah-too-rah*; bill) include:

- ✓ **faatuura al-haatif** (*fah-too-rah al-hah-teef*; telephone bill)
- ✓ **faatuura at-tilfaaz** (*fah-too-rah ah-teel-faz*; TV pay-per-view bill)
- ✓ **faatuura aT-Ta'aam** (*fah-too-rah ah-tah-am*; food bill)

When you pay the **faatuura**, it's a good idea to get an **'iiSaala** (*eeh-sah-lah*; receipt) in case you have a problem with the bill later on or can be reimbursed for your travel costs.

## Life at Home

If you're like most people, you spend a lot of time at your **manzil** (*man-zeel*; house). The **manzil** is a bit different than the **bayt** (*bah-yet*; home) because a **manzil** can be any old **manzil**, whereas the **bayt** is the space where you feel most comfortable. In many cultures, a **manzil** is a family's or individual's most prized possession or asset.

As you know, a **manzil** consists of **ghuraf** (*ghoor-raf*; rooms). This list should help you become familiar with the major types of **ghuraf** in a **manzil**:

- ✓ **ghurfat al-juluus** (*ghoor-fat al-joo-loos*; sitting room)
- ✓ **ghurfat al-ma'iisha** (*ghoor-fat al-mah-ee-shah*; living room)
- ✓ **ghurfat al-'akl** (*ghoor-fat al-ah-keh*; dining room)
- ✓ **ghurfat an-nawm** (*ghoor-fat ah-nah-wem*; bedroom)
- ✓ **Hammaam** (*hah-mam*; bathroom)
- ✓ **ghurfat al-ghasl** (*ghoor-fat al-ghah-sel*; washing/laundry room)
- ✓ **maTbakh** (*mat-bak*; kitchen)

In addition to **ghuraf**, a **manzil** may also have a **karaaj** (*kah-raj*; garage) where you can park your **sayyaara** (*sah-yah-rah*; car), as well as a **bustaan** (*boos-tan*; garden) where you can play or just relax. Some **manaazil** (*mah-nah-zeel*; houses) even have a **masbaH** (*mas-bah*; swimming pool).

Each **ghurfa** in the **manzil** contains different items. For example, you can expect to find a **sariir** (*sah-reer*; bed) in a **ghurfat an-nawm**. Here are some items you can expect to find in the **Hammaam**:

- ✓ **mirHaaD** (*meer-had*; toilet)
- ✓ **duush** (*doosh*; shower)
- ✓ **maghsala** (*mag-sah-lah*; sink)
- ✓ **shawkat al-'asnaan** (*shaw-kat al-ass-nan*; toothbrush)
- ✓ **ghasuul as-sha'r** (*ghah-sool ah-shah-er*; shampoo)
- ✓ **Saabuun** (*sah-boon*; soap)
- ✓ **mir'aat** (*meer-at*; mirror)

You can expect to find the following items in the **maTbakh**:

- ✓ **furn** (*foo-ren*; stove)
- ✓ **tannuur** (*tah-noor*; oven)
- ✓ **thallaaja** (*thah-lah-jah*; refrigerator)
- ✓ **zubaala** (*zoo-bah-lah*; trash can)
- ✓ **shawkaat** (*shaw-kat*; forks)
- ✓ **malaa'iq** (*mah-lah-EEK*; spoons)
- ✓ **sakaakiin** (*sah-kah-keen*; knives)
- ✓ **ku'uus** (*koo-oos*; glasses)
- ✓ **'aTbaaq** (*at-bak*; dishes)



## Chapter 11

# Dealing with Emergencies

---

### *In This Chapter*

- ▶ Finding help when you need it
  - ▶ Talking with a doctor
  - ▶ Getting legal help
- 

**H**andling an emergency in your native tongue can be difficult enough to deal with, and dealing with a situation in a foreign language such as Arabic may seem daunting. But don't panic! In this chapter, I give you the right words, phrases, and procedures to help you overcome an emergency situation — whether medical, legal, or political.

## *Shouting Out for Help*

When you're witnessing or experiencing an emergency such as a theft, a fire, or even someone having a heart attack, your first instinct is to yell **musaa'ada** (*moo-sah-ah-dah*; help)! This section tells you which words to use to express your sense of emergency verbally in order to get the right kind of **musaa'ada**.

Arabic has two words that mean "help": **musaa'ada** (*moo-sah-ah-dah*) and **mu'aawana** (*moo-ah-wah-nah*). Both words are used interchangeably to ask for help in an emergency. You attract even more attention when you shout the words consecutively:

- ✓ **musaa'ada musaa'ada!** (*moo-sah-ah-dah moo-sah-ah-dah*; Help help!)
- ✓ **mu'aawana mu'aawana!** (*moo-ah-wah-nah moo-ah-wah-nah*; Help help!)

Arabic actually has a third word that means “help”: **najda** (*nah-jeh-dah*). You can use **najda** to call for help, but be aware that screaming **najda** means that someone is in a severe, extremely dangerous, life-and-death situation. (If there were degrees to words for “help” — where level 3 is high and level 5 is extreme — **musaa'ada** and **mu'aawana** would be level 3s and **najda** would be a level 5.)

If you're witnessing or experiencing a drowning, a heart attack, or a suicide attempt, you should scream **najda** like this:

**an-najda an-najda!** (*ahn-nah-jeh-dah ahn-nah-jeh-dah*; Help help!)

Here are some other important words and phrases to help you cope with an emergency:

- ✓ **saa'iduunii!** (*sah-ee-doo-nee*; Help me!)
- ✓ **'aawinuunii!** (*ah-wee-noo-nee*; Help me!)
- ✓ **shurTa!** (*shoo-reh-tah*; Police!)
- ✓ **'uriidu Tabiib!** (*oo-ree-doo tah-beeb*; I need a doctor!)
- ✓ **liSS!** (*lehs*; Thief!)
- ✓ **naar!** (*nahr*; Fire!)

## ***A little help with the verb “to help”***



The word **musaa'ada** is derived from the verb **saa'ada** (*sah-ah-dah*), which means “to help.” Although screaming **musaa'ada** is an important first step to attract attention to an emergency, you also need to be able to coherently formulate a sentence in order to



get the right kind of help. Use the form **saa'ada** to conjugate the verb “to help” in the past tense and **yusaa'idu** (*yoo-sah-ee-doo*) to conjugate it in the present tense. Table 11-1 shows the past tense. (Check out Chapter 2 for a quick reminder of the tenses.)

<b>Table 11-1 The Past Tense of the Verb <i>saa'ada</i> (To Help)</b>		
<b>Form</b>	<b>Pronunciation</b>	<b>Meaning</b>
<b>'anaa saa'adtu</b>	<i>ah-nah sah-ahd-too</i>	I helped
<b>'anta saa'adta</b>	<i>ahn-tah sah-ahd-tah</i>	You helped (MS)
<b>'anti saa'adti</b>	<i>ahn-tee sah-ahd-tee</i>	You helped (FS)
<b>huwa saa'ada</b>	<i>hoo-wah sah-ah-dah</i>	He helped
<b>hiya saa'adat</b>	<i>hee-yah sah-ah-daht</i>	She helped
<b>naHnu saa'adnaa</b>	<i>nah-noo sah-ahd-naa</i>	We helped
<b>'antum saa'adtum</b>	<i>ahn-toom sah-ahd-toom</i>	You helped (MP)
<b>'antunna saa'adtunna</b>	<i>ahn-too-nah sah-ahd-too-nah</i>	You helped (FP)
<b>hum saa'aduu</b>	<i>hoom sah-ah-doo</i>	They helped (MP)
<b>hunna saa'adna</b>	<i>hoo-nah sah-ahd-nah</i>	They helped (FP)
<b>antumaa saa'adtumaa</b>	<i>ahn-too-mah sah-ahd-too-mah</i>	You helped (dual/MP/FP)
<b>humaa saa'adaa</b>	<i>hoo-mah sah-ah-dah</i>	They helped (dual/MP)
<b>humaa saa'adataa</b>	<i>hoo-mah sah-ah-dah-tah</i>	They helped (dual/FP)

Use the form **yusaa'idu** to conjugate “to help” in the present tense (see Table 11-2). Recall that the present tense in Arabic describes both a habitual action, such as “I help,” and an ongoing action, such as “I am helping.”

**Table 11-2 The Present Tense of the Verb *yusaa'idu* (To Help)**

<b>Form</b>	<b>Pronunciation</b>	<b>Meaning</b>
<b>'anaa 'usaa'idu</b>	<i>ah-nah oo-sah- ee-doo</i>	I am helping
<b>'anta tusaa'idu</b>	<i>ahn-tah too-sah- ee-doo</i>	You are helping (MS)
<b>'anti tusaa'idiina</b>	<i>ahn-tee too-sah- ee-dee-nah</i>	You are helping (FS)
<b>huwa yusaa'idu</b>	<i>hoo-wah yoo-sah- ee-doo</i>	He is helping
<b>hiya tusaa'idu</b>	<i>hee-yah too-sah- ee-doo</i>	She is helping
<b>naHnu nusaa'idu</b>	<i>nah-noo noo-sah- ee-doo</i>	We are helping
<b>'antum tusaa'iduuna</b>	<i>ahn-toom too-sah- ee-doo-nah</i>	You are helping (MP)
<b>'antunna tusaa'idna</b>	<i>ahn-too-nah too- sah-ee-d-nah</i>	You are helping (FP)
<b>hum yusaa'iduuna</b>	<i>hoom yoo-sah-ee- doo-nah</i>	They are helping (MP)
<b>hunna yusaa'idna</b>	<i>hoo-nah yoo-sah- eed-nah</i>	They are helping (FP)
<b>antumaa tusaa'idaani</b>	<i>ahn-too-mah too-sah-ee-dah- nee</i>	You are helping (dual/MP/FP)
<b>humaa yusaa'idaani</b>	<i>hoo-mah yoo-sah- ee-dah-nee</i>	They are helping (dual/MP)
<b>humaa tusaa'idaani</b>	<i>hoo-mah too-sah- ee-dah-nee</i>	They are helping (dual/FP)



Although Arabic has more than one word for “help,” **musaa’ada** is the most conjugated verb form. **mu’aawana** may also be conjugated using the form **‘aawana** in the past tense and **yu’aawinu** in the present tense, but it’s more of an archaic and arcane verb that isn’t widely used in everyday Arabic. Because **najda** is more of a code word for distress, it doesn’t have a verb equivalent form.

### *Lending a hand*

Being in an emergency doesn’t always mean that you’re the one who needs help. You may be faced with a situation where you’re actually the person who’s in a position to offer help. The first thing you do in such a situation is ask questions to assess the damage and determine what course of action to take:

- ✓ **maadhaa waqa’a?** (*mah-zah wah-qah-ah*; What happened?)
- ✓ **hal kul shay’ bikhayr?** (*hal kool shah-yeh beekayr*; Is everything all right?)
- ✓ **hal turiidu musaa’ada?** (*hal too-ree-doo moo-sah-ah-dah*; Do you want help?)
- ✓ **hal yajibu ‘an tadhhab ‘ilaa al-mustashfaa?** (*hal yah-jee-boo ann taz-hab ee-laa al-moos-tash-fah*; Do you need to go to the hospital?)
- ✓ **hal turiidu Tabiib?** (*hal too-ree-doo tah-beeb*; Do you want a doctor?)

If you’re in a situation in which injuries are serious and the person appears to be disoriented, then you must take further steps, such as contacting the **shurTa** (*shoo-reh-tah*; police) or other first responders.

If you’re ever in a situation where you need to call the police, you may say the following on the phone: **‘aHtaaju bi musaa’ada fawran** (*ah-tah-joo bee moo-sah-ah-dah faw-ran*; I need help right away).

Here's an example of how you can ask someone whether they need help:

Lamia: **'afwan. hal kul shay' bikhayr?** (*ah-feh-wan. hal kool shah-yeh bee-kayr?* Excuse me. Is everything all right?)

Woman: **na'am. kul shay' bikhayr.** (*nah-am. kool shah-yeh bee-kayr.* Yes. Everything is all right.)

Lamia: **maadhaa waqa'a?** (*mah-zah wah-qah-ah?* What happened?)

Woman: **laa shay'. laqad saqaTtu.** (*lah shah-yeh. lah-kad sah-qah-too.* Nothing. I fell.)

Lamia: **hal turiidiina musaa'ada?** (*hal too-ree-dee-nah moo-sah-ah-dah?* Do you need help?)

Woman: **laa shukran. kul shay' sayakun bikhayr.** (*lah shook-ran. kool shah-yeh sah-yah-koon bee-kayr.* No thank you. I will be all right.)

## Getting Medical Help

Visiting the doctor is sometimes essential, and this section introduces you to important medical terms to help you interact effectively with medical staff.

### Locating the appropriate doctor

In case of a medical urgency, your first stop should be the **mustashfaa** (*moos-tash-fah*; hospital) to see a **Tabiib** (*tah-beeb*; doctor). If you simply need a checkup, go see a **Tabiib 'aam** (*tah-beeb ahm*; general doctor). If your needs are more specific, look for one of these specialist doctors:

- ✓ **Tabiib 'asnaan** (*tah-beeb ahs-nan*; dentist)
- ✓ **Tabiib 'aynayn** (*tah-beeb ah-yeh-nayn*; ophthalmologist)
- ✓ **Tabiib rijl** (*tah-beeb ree-jel*; orthopedist)
- ✓ **Tabiib 'aTfaal** (*tah-beeb aht-fal*; pediatrician)

## Talking about your body

Locating the right doctor is only the first step toward getting treatment. In order to interact with the **Tabiib**, you need to be able to identify your different body parts in Arabic, explaining which parts hurt and which are fine. Table 11-3 lists all your major body parts.

<b>Table 11-3</b>		
<b>Body Parts</b>		
<i>Arabic</i>	<i>Pronunciation</i>	<i>Translation</i>
jasad	<i>jah-sad</i>	body
ra's	<i>rahs</i>	head
fam	<i>fahm</i>	mouth
lisaan	<i>lee-sahn</i>	tongue
'asnaan	<i>ass-nahn</i>	teeth
wajh	<i>wah-jeh</i>	face
jild	<i>jee-led</i>	skin
'anf	<i>ah-nef</i>	nose
'udhunayn	<i>oo-zoo-nayn</i>	ears
'aynayn	<i>ah-yeh-nayn</i>	eyes
dimaagh	<i>dee-mag</i>	brain
qalb	<i>qah-leb</i>	heart
ri'a	<i>ree-ah</i>	lung
katef	<i>kah-tef</i>	shoulder
Sadr	<i>sah-der</i>	chest
ma'iida	<i>mah-ee-dah</i>	stomach
diraa'	<i>dee-rah</i>	arm
yad	<i>yahd</i>	hand
'aSaabi'	<i>ah-sah-beh</i>	fingers
rijl	<i>ree-jel</i>	leg
qadam	<i>qah-dam</i>	foot

(continued)

**Table 11-3 (continued)**

<i>Arabic</i>	<i>Pronunciation</i>	<i>Translation</i>
'aSaabi' al-qadam	ah-sah-beh al-qah-dam	toes
rukba	roo-keh-bah	knee
'aDHm	ah-zem	bone
damm	deh-m	blood
Dhahr	zah-her	back

### *Explaining your symptoms*

The **Tabiib** can't provide you with the proper treatment unless you communicate the kind of pain you're experiencing. How **mariiD** (*mah-reed*; sick) do you feel? Do you have a **SuDaa'** (*soo-dah*; headache)? Or perhaps a **Haraara** (*hah-rah-rah*; fever)? Table 11-4 lists common symptoms.

**Table 11-4 Common Symptoms**

<i>Arabic</i>	<i>Pronunciation</i>	<i>Translation</i>
marad	mah-rad	sickness
waja'	wah-jah	ache/ailment
su'aal	soo-ahl	cough
bard	bah-red	cold
Harq	hah-rek	burn
raDDa	rah-dah	bruise
waja' 'aDHahr	wah-jah ah-zah-her	backache
marad al-Hasaasiya	mah-rad al-hah-sah-see-yah	allergy

When you go to the **Tabiib**, he or she may ask you, **maadha yu'limuka?** (*mah-zah yoo-lee-moo-kah*; What hurts you?). The most common way to respond to this question is to name the body part that hurts followed by **yu'limunii** (*yoo-lee-moo-nee*; hurts me).

So when the **Tabiib** asks **maadha yu'limuka?**, you may say:

- ✓ **ra'sii yu'limunii.** (*rah-see yoo-lee-moo-nee*; My head hurts me.)
- ✓ **Sadrii yu'limunii.** (*sah-der-ee yoo-lee-moo-nee*. My chest hurts me.)
- ✓ **diraa'ii yu'limunii.** (*dee-rah-ee yoo-lee-moo-nee*. My arm hurts me.)

### Getting treatment

After the **Tabiib** analyzes your symptoms, he or she is able to offer you **'ilaaj** (*ee-laj*; treatment). Following the **Tabiib**'s orders is important for both getting and remaining **saliim** (*sah-leem*; healthy), so pay attention. Here are treatment-related words you may encounter:

- ✓ **dawaa'** (*dah-wah*; medicine)
- ✓ **SayDaliiyya** (*sah-yeh-dah-lee-yah*; pharmacy)
- ✓ **'iyaada** (*ee-yah-dah*; clinic)

The following is a sample conversation between a doctor and a patient:

Doctor: **maadha yu'limuka?** (*mah-zah yoo-lee-moo-kah*? What hurts you?)

Omar: **ra'sii yu'limunii.** (*rah-see yoo-lee-moo-nee*. My head hurts.)

Doctor: **shay' 'aakhar?** (*shah-y ah-kar*? Anything else?)

Omar: **na'am. 'indii Haraara.** (*nah-am. een-dee hah-rah-rah.* Yes. I have a fever.)

Doctor: **khudh haadhaa 'asbiriin wa satakuun bikhayr.** (*kooz hah-zah ass-pee-reen wah sah-tah-koon bee-kah-yer.* Take this aspirin, and you will be all right.)

## Words to Know

mariid	mah-reed	sick
'ilaj	ee-laj	treatment
saliim	sah-leem	healthy
sharaab su'aal	shah-rahb soo-all	cough medicine
Suurat 'ashi'a	soo-rat ah-shee-ah	X-ray
'asbiriin	ass-pee-reen	aspirin

## Acquiring Legal Help

Let's hope it's never the case, but you may have a run-in with the law and need the services of a **muHaamiyy** (*moo-hah-mee*; lawyer). The **muHaamiyy** has a good understanding of the **qaanuun** (*qah-noon*; law) and is in a position to help you if you're ever charged with committing a **mujrima** (*mooj-ree-mah*; crime).



If you happen to be in a foreign country and need legal representation, the best route is to contact your country's **qunSuliyya** (*koon-soo-lee-yah*; consulate) and ask to speak to



the **qunSul** (*koon-sool*; consul). Because consular officers have a very good understanding of the laws of their host countries, you may be better off getting help directly from them rather than finding your own **muHaamiy**. Especially if it looks like you have to go to **maHkama** (*mah-kah-mah*; court) and face a **qaadiiy** (*qah-dee*; judge), the help a **qunSuliyya** can provide is invaluable.

You may also want to call your country's **sifaara** (*see-fah-rah*; embassy) if you're in a really serious situation. Even if you're unable to talk to the **safiir** (*sah-feer*; ambassador) directly, your **sifaara** may take the appropriate steps to provide you with assistance.



## Chapter 12

# Ten Favorite Arabic Expressions

Arabic uses a lot of colorful expressions and words. Here are ten of the best.

### *marHaba bikum!*

*mahr-hah-bah bee-koom*; Welcome to all of you!

This term of welcoming is extremely popular with Arabic speakers. It's usually said with a lot of zest and enthusiasm and is often accompanied by very animated hand gestures. It's not uncommon for someone to say **marHaba bikum** and then proceed to hug you or give you a kiss on the cheek. This expression is a very affectionate form of greeting someone, such as an old friend, a very special guest, or a close relative. But the relationship doesn't necessarily have to be a close one — if you're ever invited into a Middle Eastern home for a dinner or a lunch, don't be surprised if the host jovially shouts **marHaba bikum** and gives you a great big bear hug!

### *mumtaaz!*

*moom-tahz*; Excellent!

This expression is a way to note that something is going very well. A teacher may tell her students **mumtaaz** if they conjugate a difficult Arabic verb in

the past tense, or a fan may yell **mumtaaz** if his team scores a goal against an opponent. **mumtaaz** is used during joyous events or as a sign of encouragement. It's a very positive word that Arabic speakers like to use because it connotes a positive attitude.

## *al-Hamdu li-llah*

*al-hahm-doo lee-lah*; Praise to God

**al-Hamdu li-llah** is a part of everyday Arabic. Arabic speakers say **al-Hamdu li-llah** after performing almost any task, including finishing a meal, drinking water, finishing a project at work, and running an errand. The expression's extensive application goes beyond completing tasks; for example, if someone asks you **kayf al-Haal?** (*kah-yef al-hal*; How are you doing?), you may reply **al-Hamdu li-llah** and mean "Praise to God; I'm doing well." Because of its versatility, it's customary to hear **al-Hamdu li-llah** quite often when native speakers are talking to each other.

## *inshaa' allah*

*een-shah-ah ah-lah*; If God wishes it

If you've ever watched Arabic speakers on Arabic TV, you've probably heard them use the expression **inshaa' allah**. This expression, which literally means "If God wishes it" or "If God wills it," is very popular among Arabic speakers when discussing future events. It's almost a rule that whenever someone brings up an event that will take place in the future, the expression **inshaa' allah** follows soon after. For example, when someone asks you how you think you're going to do on your next exam, you say, '**ata-mannaa 'an 'anjaH inshaa' allah** (*ah-tah-mah-nah ann an-jaheen-shah-ah ah-lah*; I hope I do well, if God wishes it).

## *mabruk!*

*mahb-rook*; Blessing upon you!

The root of the word **mabruk** is the noun **baraka** (*bah-rah-kah*), which means “blessing.” **mabruk** is used at joyous occasions, such as the birth of a baby or a wedding ceremony. Though its strict interpretation is “Blessing upon you,” **mabruk** is just like saying “Congratulations.” When you say **mabruk**, make sure you say it with a lot of energy and enthusiasm!

## *bi ‘idni allah*

*bee eed-nee ah-lah*; With God’s guidance

This expression is meant to motivate and offer support and guidance, and although this expression contains a reference to God, it’s actually a lot less common than expressions such as **inshaa’ allah** or **al-Hamdu li-llah**. That’s because **bii ‘idni allah** is used only during very special occasions, when one is facing serious challenges or is having difficulty in life, marriage, work, or school. Whenever someone’s facing hardship, it’s common for him or her to say **sa-‘uwaajihu haadhihi as-su’uubu bi ‘idni allah** (*sah-oo-wah-jee-hoo hah-zee-hee ah-so-oo-boo bee eed-nee ah-lah*; I will face this difficulty, with God’s guidance).

## *bi SaHHa*

*bee sah-hah*; With strength

Even though this expression literally means “with strength,” it’s not necessarily used in a context of encouragement or support like **bi ‘idni allah** is. Rather, **bi SaHHa** is an appropriate thing to say after someone has finished a difficult task and can relax.

For example, if a friend has wrapped up writing a book, closed a big deal, or ended a difficult case, you may say to him **bi SaHHa**, which signifies that your friend will be stronger as a result of accomplishing what he's accomplished and now can rest a bit.

## *taHiyyaat*

*tah-hee-yat*; Regards

**taHiyyaat** is a religious term that Muslims use when they're praying. After a Muslim finishes praying, he performs the **taHiyyaat** by turning once to the right and once to the left, acknowledging the two angels that Muslims believe guard each person. In addition to its religious affiliation, Arabic speakers commonly use **taHiyyaat** to send their regards. For instance, a friend may say to you, **salaam 'an 'abuuka** (*sah-lam ann ah-boo-kah*; Say hello to your father for me.) Similarly, to send your regards to a friend, you say, **taHiyyaat**.

## *muballagh*

*moo-bah-lag*; Equally

**muballagh** is an expression that's similar to **taHiyyaat** in that you use it to send regards. However, unlike **taHiyyaat**, **muballagh** is a response; that is, you use it *after* someone sends their regards to you. So if someone says to you, **salaam 'an 'ukhtuk** (*sah-lam ann ook-took*; Say hello to your sister for me), you respond, **muballagh**. Responding with this expression means that you acknowledge the message and thank the person for it on behalf of your sister. So make sure to say **muballagh** only after someone sends their regards — not before!

## *tabaaraka allah*

*tah-bah-rah-kah ah-lah*; With God's blessing

This expression is the equivalent of “God bless you” in English; it's most commonly used among close friends or family members to congratulate each other on accomplishments, achievements, or other happy events. For instance, if a son or daughter receives a good grade on an exam, the parents would say, **tabaaraka allah**. Another very popular use for this expression is to express warmth and joy toward kids.





## Chapter 13

# Ten Great Arabic Proverbs

Even if you've read only a few chapters of this book, you've probably figured out that Arabic is a very poetic language. One aspect of the language that reinforces its poetic nature is the use of **'amthila** (*am-thee-lah*; proverbs). Proverbs play an important role in the Arabic language. If you're having a conversation with an Arabic speaker or listening to Arabic speakers converse among themselves, don't be surprised to hear proverbs peppered throughout the conversation. This chapter introduces you to some of the more common and flowery proverbs of the Arabic language.

### *al-'amthaal noor al-kalaam.*

*al-am-thal noor al-kah-lam*; Proverbs are the light of speech.

The role of proverbs in Arabic is so important that there's a proverb on the importance of proverbs!

### *'a'mal khayr wa 'ilqahu fii al-baHr.*

*ah-mal kah-yer wah eel-qah-hoo fee al-bah-her*;  
Do good and cast it into the sea.

Arab culture emphasizes humility and modesty. This proverb means that when you commit a charitable act, you shouldn't go around boasting about it; rather, you should "cast it into the sea" where no one can find out about it.

## **'uTlubuu al-'ilm min al-mahd 'ilaa al-lahd.**

*oot-loo-boo al-ee-lem meen al-mahd ee-lah al-lah-hed;*  
Seek knowledge from the cradle to the grave.

**al-'ilm** (*al-ee-lem*; knowledge) is an important virtue in Arabic culture. Arabs have produced some of the greatest legal, medical, and scientific minds in history, in no small part because Arabs like to instill in their children a lifelong desire to learn and continue learning every single day of one's existence.

## **yad waaHida maa tusaffiq.**

*yad wah-hee-dah mah too-sah-feek;* A hand by itself cannot clap.

This proverb, which is common in the West but originates in Arab culture, underscores the importance of teamwork, cooperation, and collaboration.

## **al-Harbaa' laa Yughadir shajaratuh hattaa yakun mu'akkid 'an shajara 'ukhrraa.**

*al-har-bah lah yoo-gah-deer shah-jah-rah-tooh hah-tah  
yah-koon moo-ah-keed ann shah-jah-rah ook-rah;* The

chameleon does not leave his tree until he is sure of another.

This proverb stresses the importance of foresight, planning, and looking ahead. A chameleon that is mindful of predators won't change trees until it knows that it'll be safe in the next tree it goes to.

## ***khaTa' ma'roof 'aHsan min Haqiiqa ghayr ma'roofa.***

*kah-tah mah-roof ah-san meen hah-kee-kah gah-yer mah-roo-fah;* A known mistake is better than an unknown truth.

This metaphysical proverb has a deep meaning: It's better for you to identify and learn from a mistake than not to know a truth at all. In the debate of known versus unknown knowledge, this proverb indicates that knowing is better than not knowing, even if what you know is not an absolute truth.

## ***as-sirr mithel al-Hamaama: 'indamaa yughaadir yadii yaTiir.***

*ah-seer mee-thel al-hah-mah-mah: een-dah-mah yoo-gah-deer yah-dee yah-teer;* A secret is like a dove: When it leaves my hand, it flies away.

A secret is meant to be kept close to your chest — in other words, you shouldn't divulge a secret. As soon as you let a secret out of your "hand," it flies away and spreads around. Just as a dove won't leave unless you release it, a secret won't become known unless you divulge it.

## *al-'aql li an-niDHaar wa al-kalb li as-simaa'.*

*al-ah-kel lee ah-nee-zar wah al-kah-leb lee ah-see-mah;*  
The mind is for seeing, and the heart is for hearing.

The mind is to be used for analytical purposes: observation and analysis. The heart, on the other hand, is for emotions; you should listen and feel with your heart.

## *kul yawm min Hayaatuk SafHa min taariikhuk.*

*kool yah-oum meen hah-yah-took saf-hah meen tah-ree-kook;* Every day of your life is a page of your history.

You only live one life, so you should enjoy every single day. At the end, each day's experiences are what make up your history.

## *li faatik bi liila faatik bi Hiila.*

*lee fah-tek bee lee-lah fah-tek bee hee-lah;* He who surpasses (is older than) you by one night surpasses you by one idea.

In Arabic culture and society, maturity and respect for elders is a highly regarded virtue. This proverb reinforces the idea that elders are respected, and their counsel is sought often.

# Index

## • A •

- above, 25
- accommodations
  - hotels, 159–168
  - house, 168–169
- accounting department, 124
- accounting firm, 123
- ache/ailment, 178
- additional, 129
- adjectives
  - common, 18–19, 95
  - comparative forms, 96–98
  - described, 17
  - superlatives, 98–99
- after, 46
- afternoon, 46
- agree, 94
- airplane
  - boarding the plane, 143
  - immigration and customs, 145–147
  - registering at the airport, 141–142
  - reservations/ticket, 137–139
- airport, 141–142
- airport terminal, 142
- aisle seat, 139
- alcohol, customs restrictions, 146
- all sorts, 79
- allergy, 178
- alphabet
  - about, 7
  - consonants, 10–14
  - diphthongs, 10
  - vowels, 7–10
- ambassador, 181
- appetizers, 84
- appointment, 133–134
- April, 50
- Arabic
  - favorite expressions, 183–187
  - Koranic Arabic, 1–2
  - Modern Standard Arabic (MSA), 2
  - musical instruments, 115–116
  - origins of English words, 5–7
  - regional dialects, 2
  - scholars, 104
  - transcription, 15–16
  - writing and reading from right to left, 7
- Arabic characters
  - for consonants, 11–14
  - learning, 16
  - for long vowels, 10
- are/is sentence, 27–28
- around, 105
- arrival, 143
- to arrive, 144–145
- art, 105
- articles, definite and indefinite, 19–21
- asking for directions
  - asking with courtesy, 152
  - Could you repeat that?, 153–154
  - using command forms, 155–157
  - “where” questions, 151–153
- asking questions, 63–64
- asking to speak to someone, 133
- aspirin, 180
- ate, 33
- ATM, 53, 54
- attendant, 162
- August, 51
- available, 162

## • B •

backache, 178  
 bad, 95  
 baggage handler/porter, 147  
 bakery, 89  
 bank  
   account, 52–54  
   ATM, 53, 54  
   deposit, 53, 54  
   exchanging currency, 55–56  
 bank teller, 53  
 banker, 123  
 bathing suit, 115  
 bathroom, 162, 168, 169  
 bathtub, 162  
 beach, 115  
 beach umbrella, 115  
 beautiful, 19, 94  
 beauty parlor, 90  
 bed, 169  
 bedroom, 168  
 beef, 76  
 beginning, 128  
 behind, 25, 152  
 below, 152  
 beverages, 85  
 bicycle, 148  
 big, 18, 95  
 bill, paying  
   hotel, 167–168  
   restaurant, 87  
 birthday, 146  
 blanket, 162  
 Blessing upon you! (favorite  
   expression), 185  
 boarding the plane, 143  
 body parts, 177–178  
 book, 18, 20, 64, 131  
 bookstore/library, 89  
 boy(s), 18, 92  
 bread, 74  
 breakfast, 74–76  
 briefcase, 142, 166  
 bruise, 178  
 burn, 178  
 bus, 149–150, 155  
 bus driver, 150

bus schedule, 150  
 bus station/stop, 149  
 bus ticket, 149  
 business appointments,  
   133–134  
 businessman, 123  
 busy, 134

## • C •

calendars, 50–51  
 car, 18, 148, 169  
 cards, 117  
 cart, 147  
 cash, 52, 149  
 cellphone, 132  
 Celsius, converting to  
   Fahrenheit, 71  
 chair, 131  
 change, money, 149  
 cheap, 95  
 check(s), 52  
 chess, 117  
 chicken, 77, 82  
 classified ads, 119  
 client(s), 123  
 clinic, 179  
 close, 155  
 close to, 25  
 clothes shopping, 100–102  
 clothing store, 89  
 cloud, 115  
 coffee, 74  
 coin(s), 52  
 cold, 70, 178  
 colleagues, 124–128  
 color, 94, 101–102  
 command forms/imperative  
   verbs  
   asking for directions,  
     155–157  
   giving orders, 129–130  
 company, 120, 123, 134  
 computer, 131  
 concierge, 166  
 condiments, 77  
 consonants, 10–14  
 consulate, 180–181

conversation  
 asking questions, 63–64  
 with colleagues, 124–128  
 countries and nationalities,  
 61–63  
 greetings, 57–59  
 introductions, 60–61  
 telephone, 132–133  
 weather, 69–71  
 work, 67–69  
 yourself and your family,  
 65–67

copies, 129  
 cough, 178  
 cough medicine, 180  
 counter/meter (taxi), 148, 149  
 counting, 42–43  
 country, 55  
 country names, 62–63  
 credit card(s), 52, 53, 54  
 currency, 52, 55  
 currency exchange, 55–56  
 customers, 100  
 customs and immigration,  
 145–147

## • D •

dancing, 117  
 date of birth, 146  
 day after tomorrow, 46  
 day before yesterday, 46  
 days of the week, 49–50  
 debit card, 52, 53, 54  
 December, 51  
 definite and indefinite articles,  
 19–21  
 definite clause, 27  
 definite phrases, 22  
 demonstratives  
 common, 92–94  
 comparative sentences with,  
 97–98  
 using, 26–28  
 dentist, 176  
 department store/mall, 90  
 departure, 143  
 deposit, 53, 54

desk clerk, 131, 165, 166  
 desserts, 84–85  
 dialects, regional, 2  
 dialing a phone, 132  
 dictionary, 38–39  
 did, 33  
 difference, 53  
 different, 100  
 dining. See meals; restaurant  
 dining room, 82, 168  
 dining table, 82–83  
 dinner, 81–82  
 diphthongs, 10  
 directions  
 asking for, 91, 151–157  
 inside, 92  
 left, 92  
 outside, 92  
 right, 92  
 discounts, hotel, 163  
 distribute, 128  
 doctor  
 explaining symptoms to,  
 178–179  
 locating, 176  
 talking about your body,  
 177–178  
 treatment, 179–180  
 dominant vowel, 38  
 drawing/carving, 105, 116  
 drinks, 85  
 drums, 116  
 dual, 29

## • E •

east, 157  
 to eat, 80–81  
 eat, 130  
 Egyptian dialect, 2  
 elders, respect for, 192  
 electronics store, 89  
 elevator, 92, 166  
 embassy, 181  
 emergencies  
 doctor, 176–180  
 hospital, 176  
 legal, 180–181

- emergencies (*continued*)  
 offering help, 175–176  
 shouting for help, 171–175  
 symptoms, 178–179
- employees, 120
- employer, 120
- ending, 128
- English words, Arabic origins  
 of, 5–7
- entertaining, 105
- entertainment, 105
- entrance, 105
- entrees, 84
- entry, 147
- Equally (favorite expression),  
 186
- eraser, 131
- etiquette  
 for asking a question, 153  
 for visiting a mosque,  
 109–110
- evening, 46
- every, 150
- Excellent! (favorite  
 expression), 183–184
- exchange desk, 55–56
- exchanging currency, 55–56
- excuse me/pardon me, 153
- exit, 105, 146
- expensive, 95
- expressions, Arabic favorite,  
 183–187
- **F** •
- factory, 123
- Fahrenheit, 71
- fall, 71
- family, 65–67, 115
- far, 95, 155
- far from, 25
- fare, 149
- fast, 95
- father, 65
- favorite expressions, Arabic,  
 183–187
- fax machine, 131
- February, 50
- fees, 53, 54
- fever, 178
- firefighter, 123
- fish, 77, 82
- fish store, 90
- flight, 139
- flight attendant, 143
- floor, 92, 166
- flute, 116
- follow, 94
- food, 73
- food bill, hotel, 168
- Friday, 50
- friends, 115, 119, 125
- from, 25
- fruit, list of, 76
- furniture and supplies,  
 131–132
- future tense verbs, 39–40
- **G** •
- garage, 169
- garden, 169
- gate, 142
- girl(s), 18, 92
- giving orders, 129–130
- glue, 131
- to go, 107–108
- go, 155
- goal/purpose, 146
- God bless you (favorite  
 expression), 187
- good, 95
- good evening, 61
- Good luck!, 57
- good night, 61
- goodbye, 58–59
- greetings. See also small talk  
 about, 57  
 with colleagues, 124–125  
 goodbye, 58–59  
 hello, 58, 132  
 How are you doing?, 59  
 I am from..., 62–63  
 I'm doing well, 59, 61  
 My name is..., 60  
 phone message, 135  
 What's your name?, 60



Gregorian calendar, 50–51  
 grocery store, 89  
 guitar, 116  
 Gulf Arabic dialect, 2

## • H •

hairdresser, 90  
 the Hajj (pilgrimage), 110–111  
 half, 128  
 handsome, 19  
 he, 33  
 headache, 178  
 health insurance, 120  
 health symptoms, 178–179  
 healthy, 179  
 heavy, 95  
 he/it, 29  
 hello, 58, 132  
 to help, 172–175  
 help  
   offering, 175–176  
   shouting for, 171–175  
 help you, 134  
 here, 155  
 Hijaab (veil), 146  
 hobbies, 116–117  
 holiday season, 164  
 holiday/vacation, 120, 139,  
   159  
 home, 168  
 home-cooked meals, 82–83  
 hospital, 176  
 host, 121  
 hot, 70  
 hotel  
   about, 159–160  
   checking in, 165–167  
   checking out, 167–168  
   choosing, 160–162  
   length of stay, 164–165  
   phone bill, 168  
   price, 163  
   reservations, 162–165  
 hour, 46  
 house, 168–169  
 how, 63

how many, 63  
 how much, 63  
 human resources department,  
   124  
 humidity, 70  
 hungry, 73  
 husband, 65

## • I •

I believe, 157  
 I don't understand, 153  
 icons used in this book, 3  
 ID card, 150  
 If God wishes it (favorite  
   expression), 184  
 I/me, 29  
 immigrant(s), 147  
 immigration and customs,  
   145–147  
 imperative verbs/command  
   forms  
   asking for directions,  
     155–157  
   giving orders, 129–130  
 in, 25  
 in front of, 25, 152  
 included, 166  
 indefinite and definite articles,  
   19–21  
 indefinite phrases, 21–22  
 information, 122, 165  
 inside, 92  
 instructions, 143  
 interest rate, 53  
 interests, 119  
 interview, 120–121  
 introductions  
   It's a pleasure to meet  
     you, 60  
   My name is, 60  
   nice to meet you, 60, 61  
   What's your name?, 60  
 is/are sentence, 27–28  
 Islamic calendar, 50, 51–52

• **J** •

January, 50  
 jellaba (traditional garment), 83  
 jeweler, 90  
 job/work. See also office environment  
   finding, 119–122  
   professions, list of, 68, 123  
   schedule for workdays, 122–123  
   talking about, 67–69  
   telephone, 132–136  
 July, 51  
 June, 51

• **K** •

keep, 149  
 keys, hotel, 166  
 kitchen, 82, 168, 169  
 knitting, 117  
 knowledge, 190  
 Koranic Arabic, 1–2

• **L** •

lamb, 76  
 lamp, 162  
 laundry room, 168  
 law firm, 123  
 lawyer, 123, 180  
 left, 92  
 left of, 152  
 legal, 180–181  
 leisure  
   beach, 115  
   hobbies, 116–117  
   movies, 106–109  
   museums, 103–105  
   musical instruments, 115–116  
   religious sites, 109–111  
   sports, 111–115  
 length of stay, hotel, 164–165  
 let's go, 114–115  
 library, 89

light, 20  
 light (weight), 95  
 living room, 168  
 look, 130  
 luggage, 142, 166  
 lunch, 76–80, 122

• **M** •

machines, 131  
 madam, 125  
 marble, 105  
 March, 50  
 marketing department, 124  
 May, 51  
 meals. See also restaurant  
   about, 73  
   breakfast, 74–76  
   dinner, 81–82  
   to eat, 80–81  
   home-cooked, 82–83  
   lunch, 76–80  
 meat, 76, 82  
 Mecca, Saudi Arabia, 110  
 medical emergencies, 176–180  
 medicine, 179  
 meeting/conference, 128, 134  
 men, 92  
 menu, 83–85  
 message, 135  
 meter, taxi, 148, 149  
 Middle Eastern music, 116  
 milk, 74  
 minutes, 46, 47–48  
 mirror, 162  
 Modern Standard Arabic (MSA), 2  
 Monday, 50  
 money  
   about, 52  
   ATM, 53, 54  
   bank account, 52–54  
   currency exchange, 55–56  
 months, 50–51, 122  
 moon letters, 20  
 morning, 46  
 mosque, visiting, 109–110  
 mother, 65

motorcycle, 148  
 move, 130  
 movies, 106–109  
 Mr./Sir, 134  
 MSA (Modern Standard Arabic), 2  
 museums, 103–105  
 music, 115–116  
 musical instruments, 115–116  
 my name, 60, 61

## • N •

name, 61, 135  
 name of countries, 62–63  
 nationality, 62–63, 146  
 near, 95  
 new, 95  
 newspaper, 119  
 next to, 25  
 night, 46  
 noon, 46  
 north, 157  
 North African dialect, 2  
 notebook, 131  
 nouns  
   common, 18  
   described, 17–18  
   possessive, 161  
 November, 51  
 number, phone, 132, 135  
 numbers  
   about, 41  
   counting, 42–43  
   ordinals, 43–45

## • O •

ocean, 115  
 October, 51  
 of course, 156  
 “of” or “to,” 48–49  
 offering, 122  
 office environment. *See also*  
   job/work  
   about, 122  
   departments, 123–124  
   furniture and supplies,  
   131–132

giving orders, 129–130  
 interacting with colleagues,  
   124–128  
 key words and terms,  
   123, 128–129  
 phone conversations,  
   132–136  
 schedule for workdays, 122  
 writing reports, 126–128  
 okay, 157  
 old, 95  
 on, 25  
 only, 79  
 to open, 105  
 ophthalmologist, 176  
 order, 79  
 ordering at restaurant, 85–87  
 orders, giving, 129–130  
 ordinal numbers, 43–45  
 orthopedist, 176  
 outside, 92

## • P •

pain symptoms, 178–179  
 painting, 105  
 paper clip, 131  
 papers, 131  
 pardon me/excuse me, 153  
 parents, 65  
 particular, 94, 100  
 passenger, 143  
 passport, 142  
 past tense verbs, 33–36  
 pastry shop, 89  
 pay-per-view, 168  
 pediatrician, 176  
 pencil, 131  
 pension, 120, 131  
 percentage, 53  
 personal pronouns  
   forming “to be” sentences,  
   28–30  
   prefixes and suffixes, 37–38  
   suffixes for verbs in the past  
   tense, 34–35  
   to use with imperatives,  
   129–130  
 pharmacy, 179

- phone  
 about, 132  
 asking to speak to someone, 133  
 beginning a conversation, 132–133  
 cellphone, 132  
 dialing, 132  
 greeting message, 135  
 hotel phone bill, 168  
 making business  
   appointments, 133–134  
   voice mail, 135–136  
 phone card, 132  
 phone number, 132, 135  
 photocopier, 131  
 piano, 116  
 pictures, 128  
 pilgrimage to Mecca (the Hajj), 110–111  
 pillow, 162  
 plane  
   boarding, 143  
   immigration and customs, 145–147  
   registering at the airport, 141–142  
   reservations/ticket, 137–139  
 plane ticket, 137–139  
 to play, 112–114, 116, 117  
 poetry, 117  
 police, 123, 175  
 porter/baggage handler, 147  
 position, 122  
 possessive noun, 161  
 pottery, 116  
 Praise to God (favorite expression), 184  
 prefixes, 37–38  
 prepositions  
   after comparative  
     adjectives, 96  
   building sentences with, 25–26  
   list of most common, 152  
   “of” or “to,” 48–49  
 present tense verbs, 36–39  
 president, 134  
 pretty/beautiful, 95, 105  
 price, 163  
 printer, 131  
 professional, 123  
 professions, list of, 68, 123.  
   See also work/job  
 pronouns, personal  
   forming “to be” sentences, 28–30  
   prefixes and suffixes, 37–38  
   suffixes for verbs in the past tense, 34–35  
   to use with imperatives, 129–130  
 pronunciation of difficult letters, 15  
 proverbs, 189–192  
 public phone, 132  
 purpose/goal, 146
- *Q* •
- questions  
 answering at airport, 142  
 asking for directions, 151–157  
 asking with courtesy, 152  
 Could you repeat that?, 153–154  
 immigration and customs, 145–146  
 key question words, 63–64
- *R* •
- radio, 162  
 rain, 69  
 rainbow, 70  
 reading, 116  
 reading from right to left, 7  
 ready, 128, 130  
 receipt, hotel, 168  
 reception/reception desk, 166  
 Regards (favorite expression), 186  
 regional dialects, 2

- registering at the airport, 141–142  
 registration desk, 142  
 religious prayer, 109–110  
 religious sites  
   the Hajj (pilgrimage), 110–111  
   visiting a mosque, 109–110  
 rental car, 148  
 repeat, 130, 155  
 reports, writing, 126–128  
 representative(s), 129  
 reservations  
   airplane, 137–138  
   hotel, 162–165  
 restaurant. *See also* meals  
   about, 83  
   menu, 83–85  
   paying the bill, 87  
   placing an order, 85–87  
   tipping the waiter/  
     waitress, 87  
 rice, 77  
 right, 92  
 right of, 152  
 room, 128, 160–161, 168  
 room staff, 162  
 rules, 109
- S ●
- safe deposit box, 162  
 salad, 77  
 salary, 120  
 sand, 115  
 sandwich, 77–79  
 Saturday, 50  
 saw, 33, 105  
 saxophone, 116  
 say, 130  
 schedule for workdays, 122  
 school, 20  
 script. *See* Arabic characters  
 searching, 91  
 seasons, 71  
 seat, 121, 139, 143  
 secretary/assistant, 134  
 section, 91  
 selection, 100  
 sentence, 24  
 sentences  
   to be, 23, 28–33  
   is/are, 23–24  
   using demonstratives, 27–28  
   using prepositions, 25–26  
   was/were, 32–33  
   without verbs, 23–24  
 September, 51  
 she/it, 29  
 ship, 148  
 shoes, 109  
 shopping  
   asking for an item, 92–94  
   browsing, 90–91  
   clothes, 100–102  
   comparing merchandise,  
     95–98  
   department stores, 90  
   getting around stores, 91–92  
   grocery stores, 89  
   newspaper, 119  
   picking the best item,  
     98–100  
   specialty stores, 89–90  
 short, 19  
 shouting for help, 171–175  
 shower, 162  
 sick, 180  
 sink, 162  
 sir, 125, 134  
 sister, 125  
 sitting room, 168  
 size, 79  
 skills, 119  
 slow, 95  
 small, 19, 95  
 small talk  
   asking questions, 63–64  
   countries and nationalities,  
     61–63  
   greetings, 57–59  
   introductions, 60–61  
   weather, 69–71  
   work, 67–69  
   yourself and your family,  
     65–67

- snack, 73
  - snow, 70
  - soccer, 111, 114–115
  - south, 157
  - speak, 130
  - speak slowly please, 153
  - speaking Arabic, 15
  - sports, 111–115
  - spring, 71
  - stapler, 131
  - station, 155
  - to stay, 165
  - stop, 130, 156
  - store clerk, 90
  - stores
    - browsing, 90–91
    - getting around, 91–92
    - types of, 89–90
  - storm, 70
  - student, 18, 163
  - subway, 148
  - suffixes
    - personal pronoun suffixes, 34–35
    - for verbs in the present tense, 37–38
  - suitcase, 142, 166
  - summer, 71
  - sun, 69, 115
  - sun letters, 20–21
  - Sunday, 50
  - sunrise, 46
  - sunscreen, 115
  - sunset, 46
  - superlatives, 98–99
  - supplies for office, 131–132
  - sweets, 85
  - swimming pool, 169
- T •
- table, 18, 82–83
  - take, 155
  - tall, 19
  - tape, 131
  - taxi, 148–149, 155
  - taxi driver, 148
  - tea, 74
  - teacher, 18
  - telephone
    - about, 132
    - asking to speak to someone, 133
    - beginning a conversation, 132–133
    - cellphone, 132
    - dialing, 132
    - greeting message, 135
    - hotel phone bill, 168
    - making business
      - appointments, 133–134
    - phone card, 132
    - voice mail, 135–136
  - temperature, 69, 70, 71
  - thank you, 59
  - that, 26, 93
  - then, 157
  - there, 155
  - these/those, 27, 93
  - they, 29
  - this, 26, 93
  - Thursday, 50
  - ticket, 139, 149
  - time
    - of day, 46–47
    - days and months, 49–52
    - minutes, 46, 47–49
    - telling, 45–46
  - time of the call, 135
  - tipping
    - taxi, 149
    - waiter/waitress, 87
  - to, 25
  - to add, 128
  - “to be” sentences
    - described, 23
    - negative (not to be), 30–31
    - past tense (was/were), 32–33
    - using personal pronouns, 28–30
  - to offer, 122
  - to open, 53
  - “to” or “of,” 48–49
  - to organize, 142
  - to print, 129

to register, 142  
 to try, 94  
 today, 46  
 tomorrow, 46  
 tour, 105  
 tourism, 147  
 tourist, 147  
 towel, 162  
 train, 150, 155  
 transcription used in this  
   book, 15–16  
 transliteration, 2  
 transportation  
   about, 137, 147–148  
   airplane, 137–147  
   asking for directions,  
     151–157  
   bus, 149–150, 155  
   taxi, 148–149, 155  
   train, 150, 155  
 to travel, 140–141  
 travel agency, 90  
 travel agent, 138  
 traveler(s), 140, 145  
 traveler's checks, 55  
 treatment, medical, 179–180  
 trip, 140, 159  
 trumpet, 116  
 Tuesday, 50  
 turn, 156  
 type/kind, 53, 79, 94

• U •

ugly, 95  
 underneath, 25  
 understand, 155  
 university, 119  
 until next time, 61

• V •

vacation/holiday, 120, 139, 159  
 veal, 76  
 vegetables, list of, 77  
 veil (Hijaab), 146

verbs  
   future tense, 39–40  
   imperative, 129–130,  
     155–157  
   past tense, 33–36  
   present tense, 36–39  
   sentences without, 23–24  
 very, 105  
 violin, 116  
 visa, 142  
 voice mail, 135–136  
 vowels  
   dominant, 38–39  
   double vowels, 8–9  
   long vowels, 9–10  
   main vowels, 7–8  
 voyage, 140

• W •

waiter/waitress, 85–87  
 walk, 156  
 was/were sentences, 32–33  
 water, 85  
 wave, 115  
 we, 29  
 weather  
   rain, 69  
   seasons, 71  
   talking about, 69–71  
   temperature, 69, 70, 71  
 Wednesday, 50  
 Welcome to all of you!  
   (favorite expression), 183  
 west, 157  
 Western civilization, 104  
 what, 63  
 when, 63  
 “where” questions, 151–153  
 white bread, 79  
 who, 63  
 whole wheat bread, 79  
 why, 63  
 wife, 65  
 will open, 105  
 wind, 70

- window seat, 140
- winter, 71, 162
- with, 25
- With God's blessing. (favorite expression), 187
- With God's guidance! (favorite expression), 185
- With strength (favorite expression), 185–186
- withdrawal, 54
- women, 91
- workers, 122
- work/job. See also office environment
  - finding, 119–122
  - professions, list of, 68, 123
  - schedule for workdays, 122–123
  - talking about, 67–69
  - telephone, 132–136
- would like, 134
- to write
  - future tense, 40
  - imperative form, 130
  - past tense, 33–34
  - present tense, 36–37
- writing Arabic, 7
- writing reports, 126–128

• **X** •

X-ray, 180

• **Y** •

yesterday, 46

you, 29

your visit, 105

youth hostel, 163





# FOR DUMMIES<sup>®</sup>

The easy way to get more done and have more fun

## PERSONAL FINANCE & BUSINESS



0-7645-2431-3



0-7645-5331-3



0-7645-5307-0

### Also available:

Accounting For Dummies  
(0-7645-5314-3)

Business Plans Kit For  
Dummies  
(0-7645-5365-8)

Managing For Dummies  
(1-5688-4858-7)

Mutual Funds For Dummies  
(0-7645-5329-1)

QuickBooks All-in-One Desk  
Reference For Dummies  
(0-7645-1963-8)

Resumes For Dummies  
(0-7645-5471-9)

Small Business Kit For  
Dummies  
(0-7645-5093-4)

Starting an eBay Business  
For Dummies  
(0-7645-1547-0)

Taxes For Dummies 2003  
(0-7645-5475-1)


## HOME, GARDEN, FOOD & WINE



0-7645-5295-3



0-7645-5130-2



0-7645-5250-3

### Also available:

Bartending For Dummies  
(0-7645-5051-9)

Christmas Cooking For  
Dummies  
(0-7645-5407-7)

Cookies For Dummies  
(0-7645-5390-9)

Diabetes Cookbook For  
Dummies  
(0-7645-5230-9)

Grilling For Dummies  
(0-7645-5076-4)

Home Maintenance For  
Dummies  
(0-7645-5215-5)


Slow Cookers For Dummies  
(0-7645-5240-6)

Wine For Dummies  
(0-7645-5114-0)

## FITNESS, SPORTS, HOBBIES & PETS



0-7645-5167-1



0-7645-5146-9



0-7645-5106-X

### Also available:

Cats For Dummies  
(0-7645-5275-9)

Chess For Dummies  
(0-7645-5003-9)

Dog Training For Dummies  
(0-7645-5286-4)

Labrador Retrievers For  
Dummies  
(0-7645-5281-3)

Martial Arts For Dummies  
(0-7645-5358-5)

Piano For Dummies  
(0-7645-5105-1)

Pilates For Dummies  
(0-7645-5397-6)

Power Yoga For Dummies  
(0-7645-5342-9)

Puppies For Dummies  
(0-7645-5255-4)

Quilting For Dummies  
(0-7645-5118-3)

Rock Guitar For Dummies  
(0-7645-5356-9)

Weight Training For  
Dummies  
(0-7645-5168-X)

Available wherever books are sold.

Go to [www.dummies.com](http://www.dummies.com) or call 1-877-762-2974 to order direct



# WILEY




# FOR DUMMIES®

The easy way to get more done and have more fun


## TRAVEL



0-7645-5453-0



0-7645-5438-7



0-7645-5444-1

### Also available:

America's National Parks For Dummies  
(0-7645-6204-5)

Caribbean For Dummies  
(0-7645-5445-X)

Cruise Vacations For Dummies 2003  
(0-7645-5459-X)

Europe For Dummies  
(0-7645-5456-5)

Ireland For Dummies  
(0-7645-6199-5)

France For Dummies  
(0-7645-6292-4)

Las Vegas For Dummies  
(0-7645-5448-4)

London For Dummies  
(0-7645-5416-6)

Mexico's Beach Resorts For Dummies  
(0-7645-6262-2)


Paris For Dummies  
(0-7645-5494-8)

RV Vacations For Dummies  
(0-7645-5443-3)


## EDUCATION & TEST PREPARATION



0-7645-5194-9



0-7645-5325-9



0-7645-5249-X

### Also available:

The ACT For Dummies  
(0-7645-5210-4)

Chemistry For Dummies  
(0-7645-5430-1)

English Grammar For Dummies  
(0-7645-5322-4)

French For Dummies  
(0-7645-5193-0)

GMAT For Dummies  
(0-7645-5251-1)

Inglés Para Dummies  
(0-7645-5427-1)

Italian For Dummies  
(0-7645-5196-5)


Research Papers For Dummies  
(0-7645-5426-3)

SAT I For Dummies  
(0-7645-5472-7)

U.S. History For Dummies  
(0-7645-5249-X)

World History For Dummies  
(0-7645-5242-2)


## HEALTH, SELF-HELP & SPIRITUALITY



0-7645-5154-X



0-7645-5302-X



0-7645-5418-2

### Also available:

The Bible For Dummies  
(0-7645-5296-1)

Controlling Cholesterol For Dummies  
(0-7645-5440-9)

Dating For Dummies  
(0-7645-5072-1)

Dieting For Dummies  
(0-7645-5126-4)

High Blood Pressure For Dummies  
(0-7645-5424-7)

Judaism For Dummies  
(0-7645-5299-6)

Menopause For Dummies  
(0-7645-5458-1)

Nutrition For Dummies  
(0-7645-5180-9)

Potty Training For Dummies  
(0-7645-5417-4)

Pregnancy For Dummies  
(0-7645-5074-8)

Rekindling Romance For Dummies  
(0-7645-5303-8)

Religion For Dummies  
(0-7645-5264-3)



## Your handy guide to everyday Arabic words and expressions



Open the book and find:

Need to brush up on your Arabic conversation skills? This fun, concise phrasebook will jumpstart your comprehension, equipping you with the phrases necessary for common everyday situations — from traveling to shopping to making small talk. This quick-and-easy approach will have you speaking basic Arabic in no time!

- **Get started with the basics** — figure out the Arabic alphabet and practice the sounds
- **From nouns to numbers** — understand the rules of grammar, get to know Arabic verbs, and practice counting in Arabic
- **Talk with native Arabic speakers** — greet people, ask questions, and talk about yourself
- **Enjoy yourself around town** — from dining and shopping to transportation and entertainment, know the right words and phrases to get what you need
- **Handle on-the-job tasks** — talk with coworkers, use the phone, send letters and e-mails, and more
- **Deal with emergencies** — find medical and legal help when you need it

- Hundreds of useful phrases at your fingertips
- Every grammatical and linguistic point explained in plain English
- Arabic sounds represented in English characters
- “Words to Know” sections to help you find the right word fast
- Favorite Arabic expressions and great Arabic proverbs

Go to **dummies.com**<sup>®</sup> for more!

For Dummies<sup>®</sup>  
A Branded Imprint of



\$9.99 US / \$11.99 CN / £6.99 UK

ISBN 978-0-470-22523-3



**Amine Bouchentouf** is a native Arabic, English, and French speaker born and raised in Casablanca, Morocco. He teaches Arabic and lectures about relations between America and the Arab world.