

Count, Sort, & Classify

P
Preschool

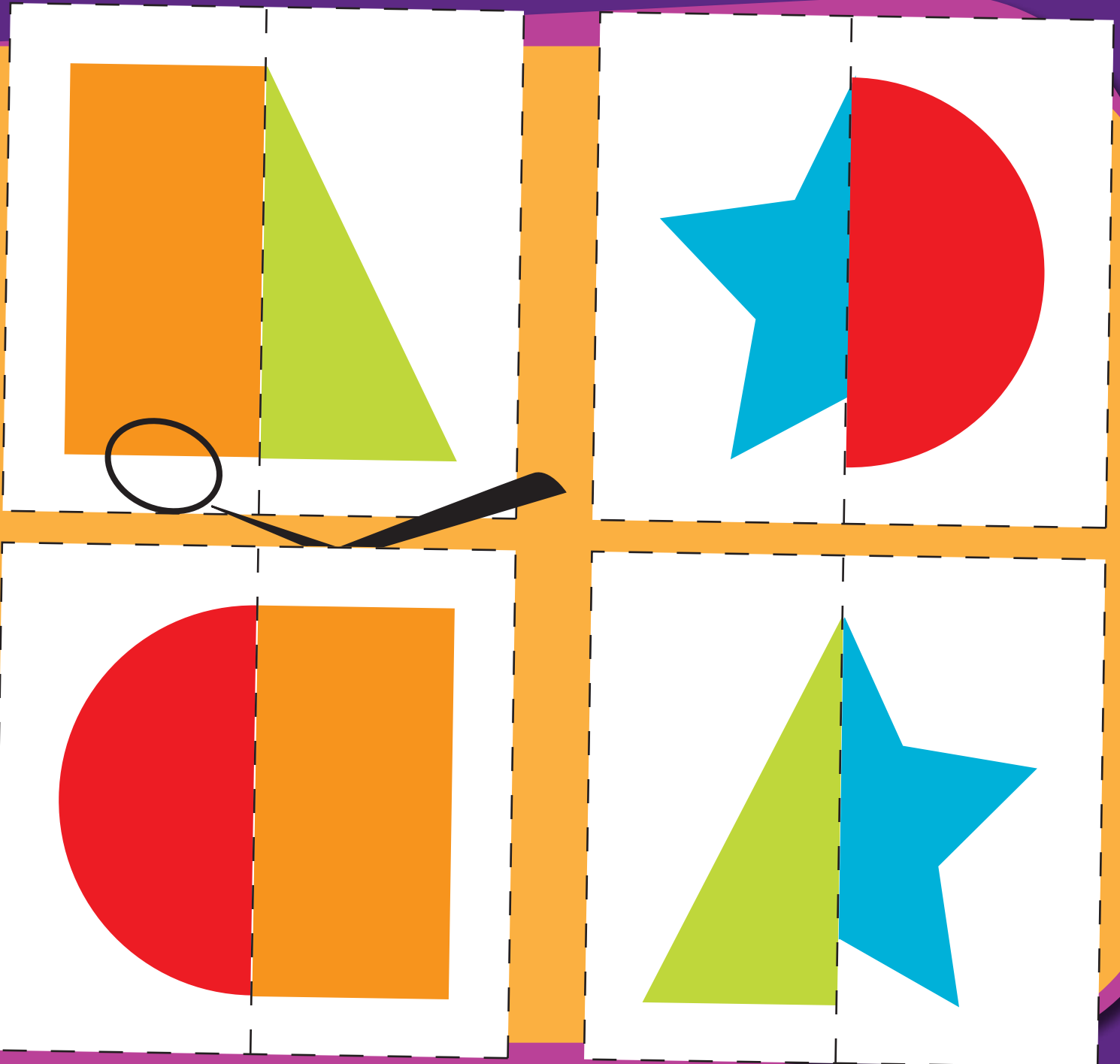


Table of Contents

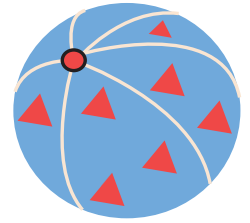
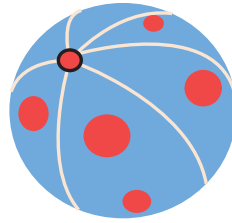
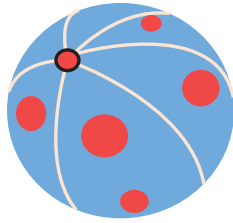
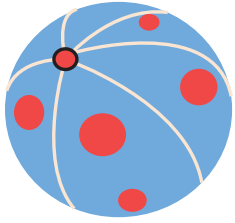
Count, Sort and Classify

What a Difference
Match the Pairs of Socks
Count and Classify! #1
Count and Classify! #2
Count and Classify! #3
Count and Classify! #4
Preschool Categorizing #1
Preschool Categorizing #2
Preschool Categorizing #3
Preschool Categorizing #4
Sailboats Match Up
Fruits and Veggies
Planting Vegetables in the Garden
Match the Animal to its Shadow
Shape Mix-Up


Certificate of Completion

What A Difference

Look at the pictures below and draw a circle around the correct picture.




Which ball is different?




Which penguin is different?



Which two t-shirts are different from the rest?

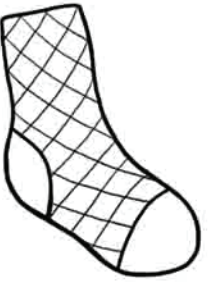


Which two leaves are different from the rest?








Color in the stars. Make them all different!

Match up all the pairs to find the one odd sock



Count and Classify!

Look at the toys and answer the questions below.



How Many?

Have wheels? _____

Don't have wheels? _____

Make music? _____



Are animals? _____

Are not animals? _____

Are for the water? _____

Count and Classify!

Look at the furniture and answer the questions below.



How Many?

Are for sitting? _____

Are for sleeping? _____

Are soft? _____






Are hard? _____

Are yellow? _____

Have red on them? _____

Count and Classify!

Look at the animals and answer the questions below.



How Many?

Live in the water? _____

Can fly? _____

Cannot fly? _____



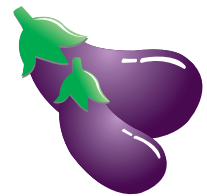




Are pets? _____

Are wild? _____

Spend time in trees? _____

Count and Classify!

Look at the food and answer the questions below.



How Many?

Are fruits? _____

Are vegetables? _____

Are purple? _____

Are yellow? _____



Are orange? _____

Grow on trees? _____

Categorizing

#1

Cut out the squares below. Then sort into the correct category box.





Animal

Food

--	--

Categorizing #2

Cut out the squares below. Then sort into the correct category box.





Fruit

Flowers

Categorizing #3

Cut out the squares below. Then paste them into the correct box.





<p>Underwater</p>	<p>In the Air</p>
-------------------	-------------------

Categorizing

#4

Cut out the squares below. Then paste them into the correct box.



Insect

Animal


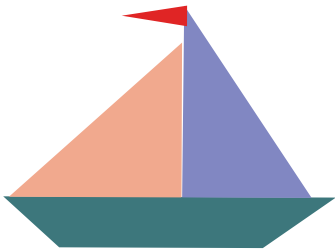
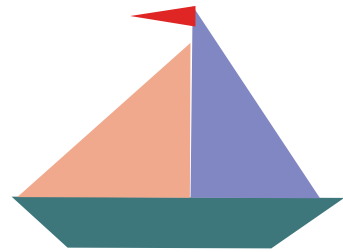




--	--

Preschool




Practice Sorting

Sailboats Match Up

Draw a line to match the sailboats.






These sailboats are a little different. Can you tell what is different about them?




Fruits and Veggies

Some of these things don't belong with the others. Can you find them?
Say the name of each picture. Circle the one that doesn't belong.





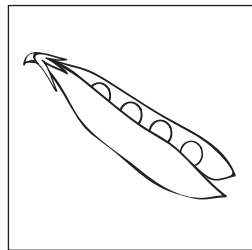

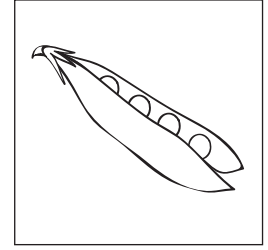
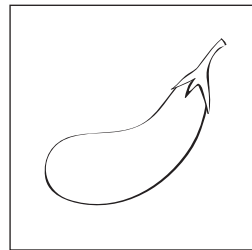


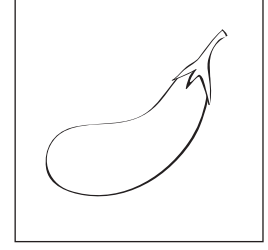


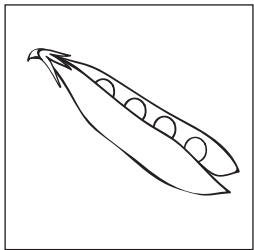

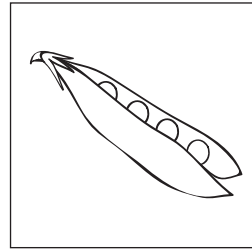
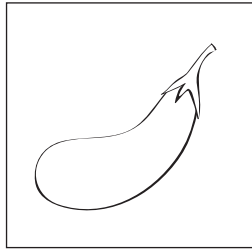

Planting Vegetables in the Garden







Planting Vegetables in the Garden

Color all the vegetables. Then cut them out with the help of a parent. Next sort them and paste each kind of vegetable in a row to plant your own vegetable garden.

Parent Tip: Talk about how plants grow & stages of planting. Ask the child to name more vegetables.



Match the animal to its shadow.



Shape Mix-Up

Oops! These shapes are all mixed up. Can you put them back together?
Cut out the pictures and match them to make a circle, square, triangle, and star.

