




Hands-On Numbers


P
Preschool



ZER__



THR__E



F__VE



NIN__



E__GHT




Table of Contents

Hands-On Numbers

Number Puzzle: "0"

Number Puzzle: "1"

Number Puzzle: "2"

Number Puzzle: "3"

Number Puzzle: "4"

Number Puzzle: "5"

Number Puzzle: "6"

Number Puzzle: "7"

Number Puzzle: "8"

Number Puzzle: "9"



Number "Ten" Puzzle

Counting to Ten


Spelling Numbers

Certificate of Completion


Cut out the pieces and glue them together to make the number 0




Cut out the pieces and glue them together to make the number 1




Cut out the pieces and glue them together to make the number 2




Cut out the pieces and glue them together to make the number 3




Cut out the pieces and glue them together to make the number 4



Cut out the pieces and glue them together to make the number 5






Cut out the pieces and glue them together to make the number 6



Cut out the pieces and glue them together to make the number 7



Cut out the pieces and glue them together to make the number 8

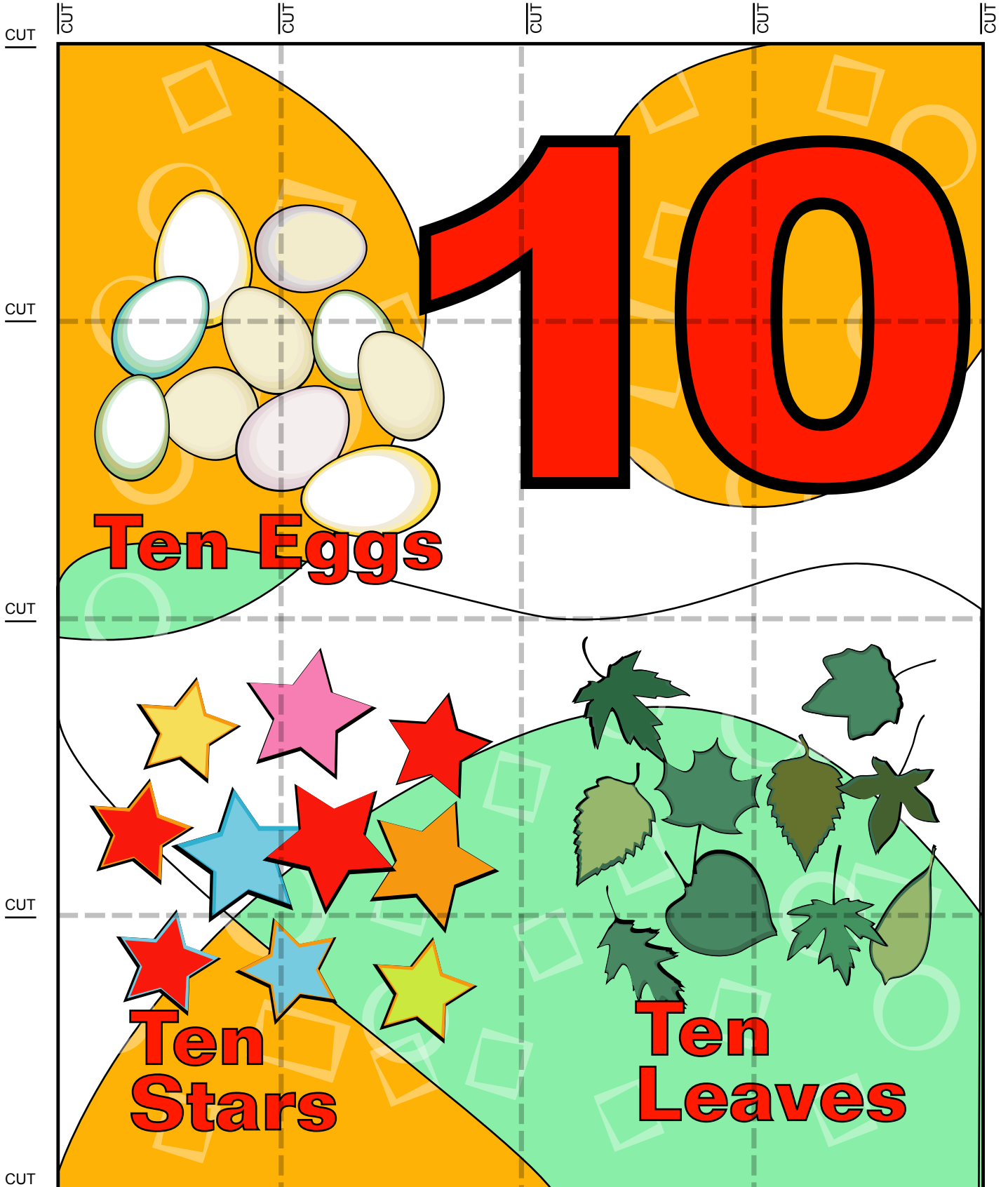


Cut out the pieces and glue them together to make the number 9



Number 10

Cut the puzzle into squares, mix up the pieces, and have fun with the Number 10!



Counting to Ten

Cut out the numbers and place them in numerical order.



Spelling Numbers

Fill in the missing letter to spell the number shown.



___NE




TW___



THR___E



FO___R



F___VE



S___X



S___VEN



E___GHT



NIN___



T___N