

# Match and Order for Comprehension

P  
Preschool



What doesn't  
belong?

# Table of Contents

---

## Match and Order for Comprehension

Where Do They Belong?

Making Pairs #1

Making Pairs #2

Where is Manny?

What Comes Next? #1

What Comes Next? #2

First, Next, Last

What Happens Next?

Putting Things in Order #1

Putting Things in Order #2

What's Missing? #1

What's Missing? #2

Draw the Story #1

Draw the Story #2

Mixed Up Fairy Tales: The Three Little Pigs

Mixed Up Fairy Tales: The Ugly Duckling

Mixed Up Fairy Tales: Rapunzel

Fairy Tale Match-Up: Characters


What Doesn't Belong?

Fairy Tale Match-Up: Setting


*Certificate of Completion*

# Where Do They Belong?


Let's practice making associations and categorizing. Look at each object. Where does it belong? Circle the picture that best matches the object.




apple



tree



wallet



cow



bicycle



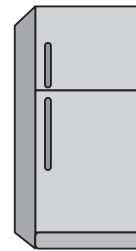
barn



ladybug




flower



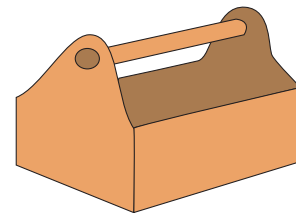
fridge



hammer




vase



toolbox



mitten




hand



feet

# Where Do They Belong?

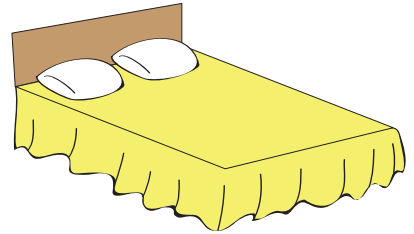
Let's practice making associations and categorizing. Look at each object. Where does it belong? Circle the picture that best matches the object.




eggs




nest




bed



juice



fishbowl



glass



mustache


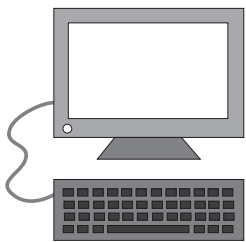


plate of food



face




computer




desk




pool



mail



wagon



mailbox

# MAKING PAIRS

Cut out the items at the bottom of the page. Then glue them into the correct box to make a matching pair.

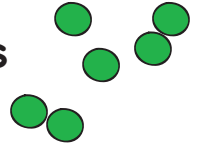
book



bee



peas



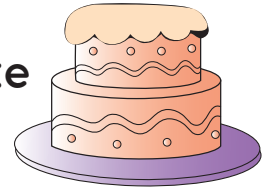
flower



bucket



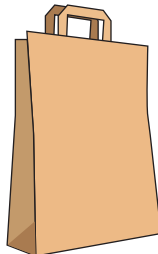
cake




beehive




bag



shovel




pea pod



candles



vase



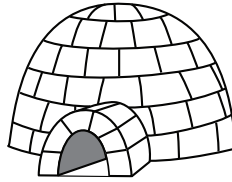
# MAKING PAIRS

Cut out the items at the bottom of the page. Then glue them into the correct box to make a matching pair.

frog



igloo



soccer ball



spoon



tree




key




lock



leaf




fork



goal




penguin






lily pad

# WHERE IS MANNY?

Manny the monkey is having fun on the playground! Can you tell where he is in each picture? Use the word bank to help you make sentences telling where Manny is.



Manny



on










under

over

up

# WHAT COMES NEXT?


Draw a line to show what will happen next in each picture.






# WHAT COMES NEXT?

Draw a line to show what will happen next in each picture.




# FIRST, NEXT, LAST


Cut out the pictures at the bottom of the page. Then paste them in the right order.






First



Next



Last



# What Happens Next?

These pictures are out of order! Write a 1 in the box below the picture that happens first. Write a 2 in the box below the picture that comes second. Write a 3 in the box below the picture that happens third. The first one is done for you.









1



2



3






# Putting Things In Order

Let's practice putting things in the order that they happen. First, cut out the scenes at the bottom of the page. Next, arrange them in the order that they happen. Last, glue them in order at the top of the page.

1

2

3




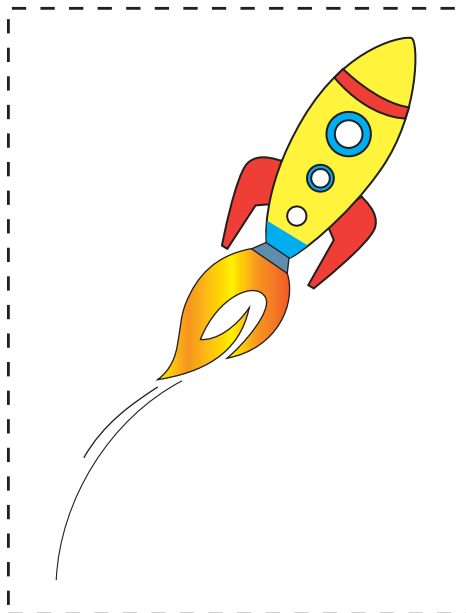



# Putting Things In Order

Let's practice putting things in the order that they happen. First, cut out the scenes at the bottom of the page. Next, arrange them in the order that they happen. Last, glue them in order at the top of the page.

1

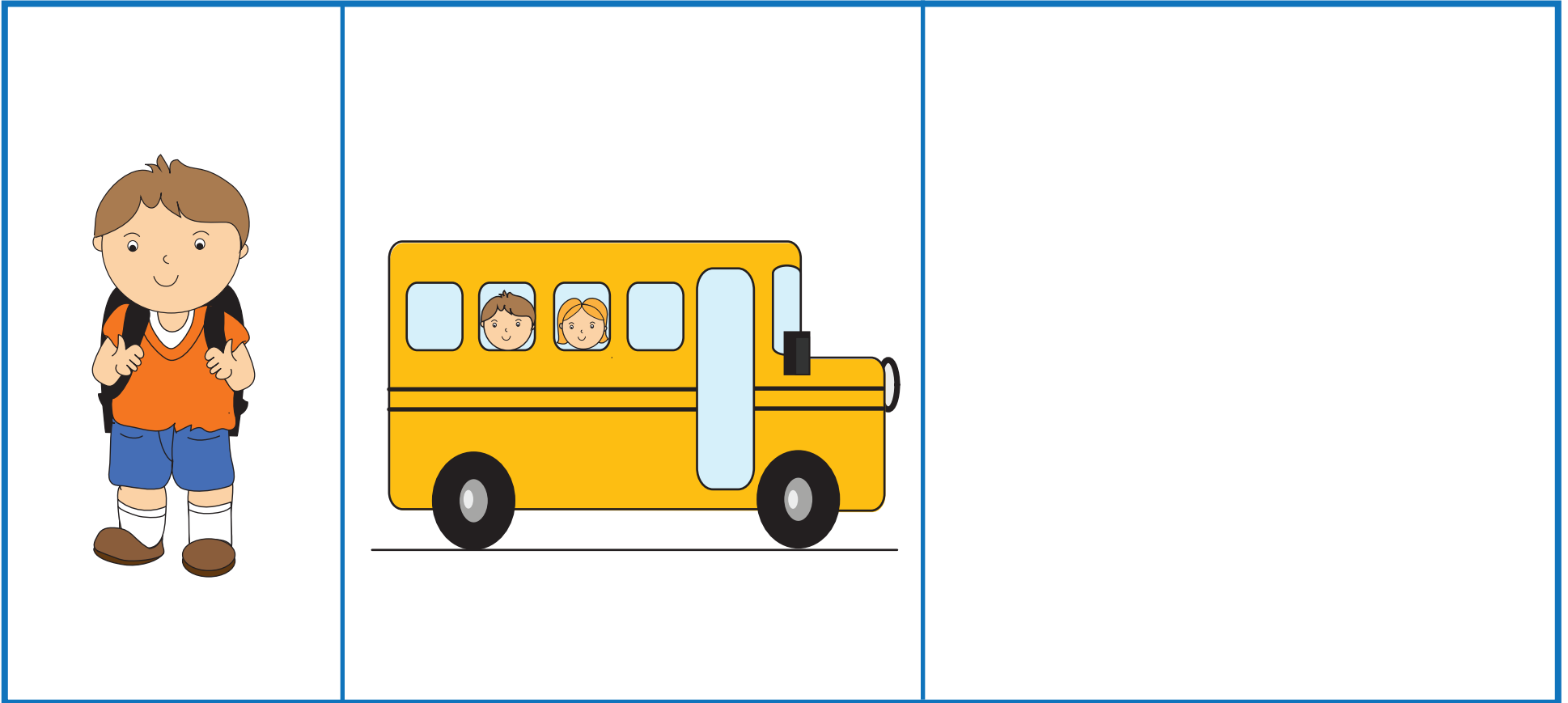
2

3



# What's Missing?

Look at the scenes below. Something is missing! Draw a picture to tell what happens last. When you're finished, tell a story out loud to describe the sequence.



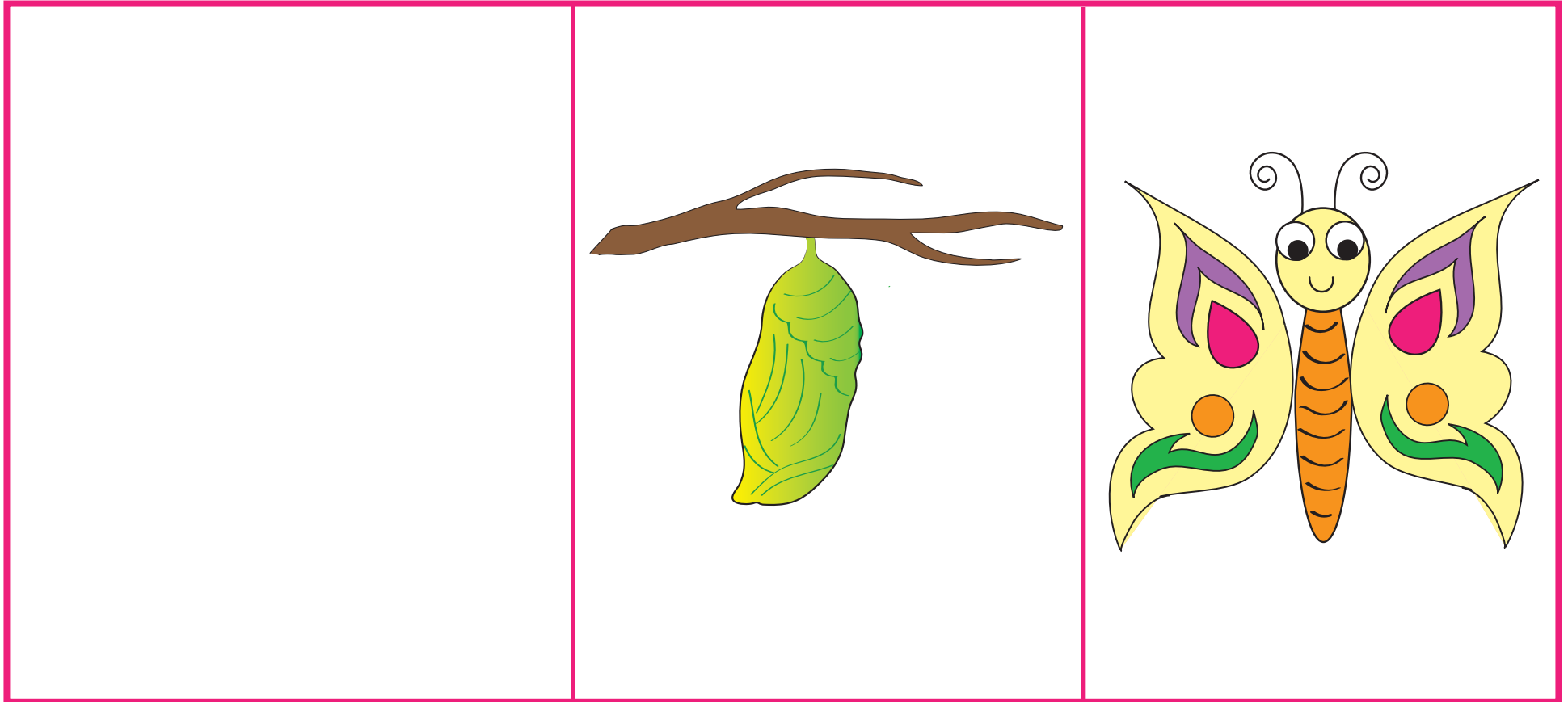
**first**

**next**

**last**

# What's Missing?

Look at the scenes below. Something is missing! Draw a picture to tell what happens first. When you're finished, tell a story out loud to describe the sequence.



**first**

**next**

**last**

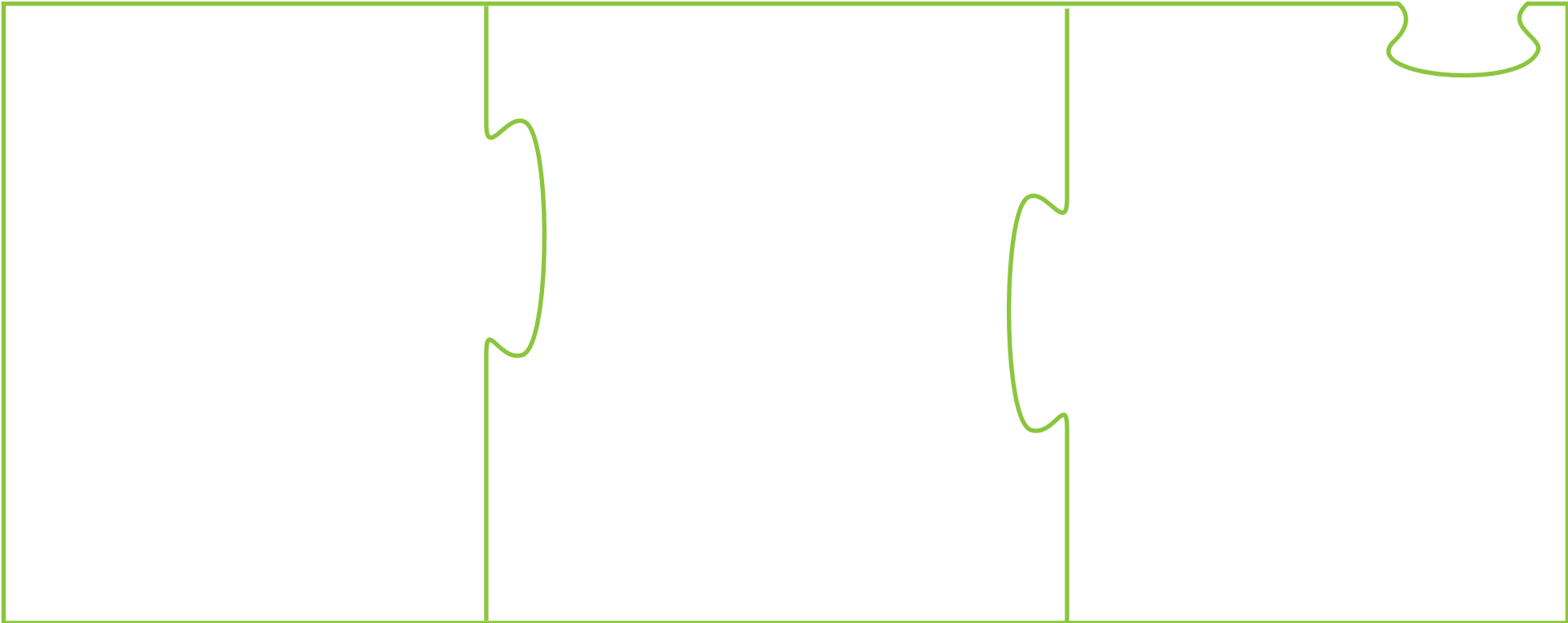
# Draw the Story

Every story has a beginning, middle and end. Read each part of the story with an adult, and draw a picture to show what happens.

beginning

middle

end



The sun is setting, and it's time for Suzy to get ready for bed. First, she brushes her teeth.

Next, Suzy likes to have a story read to her. She gets tucked into bed while dad reads her favorite story.

Finally, it's time to sleep. Suzy turns out the lights and closes her eyes.



# Draw the Story

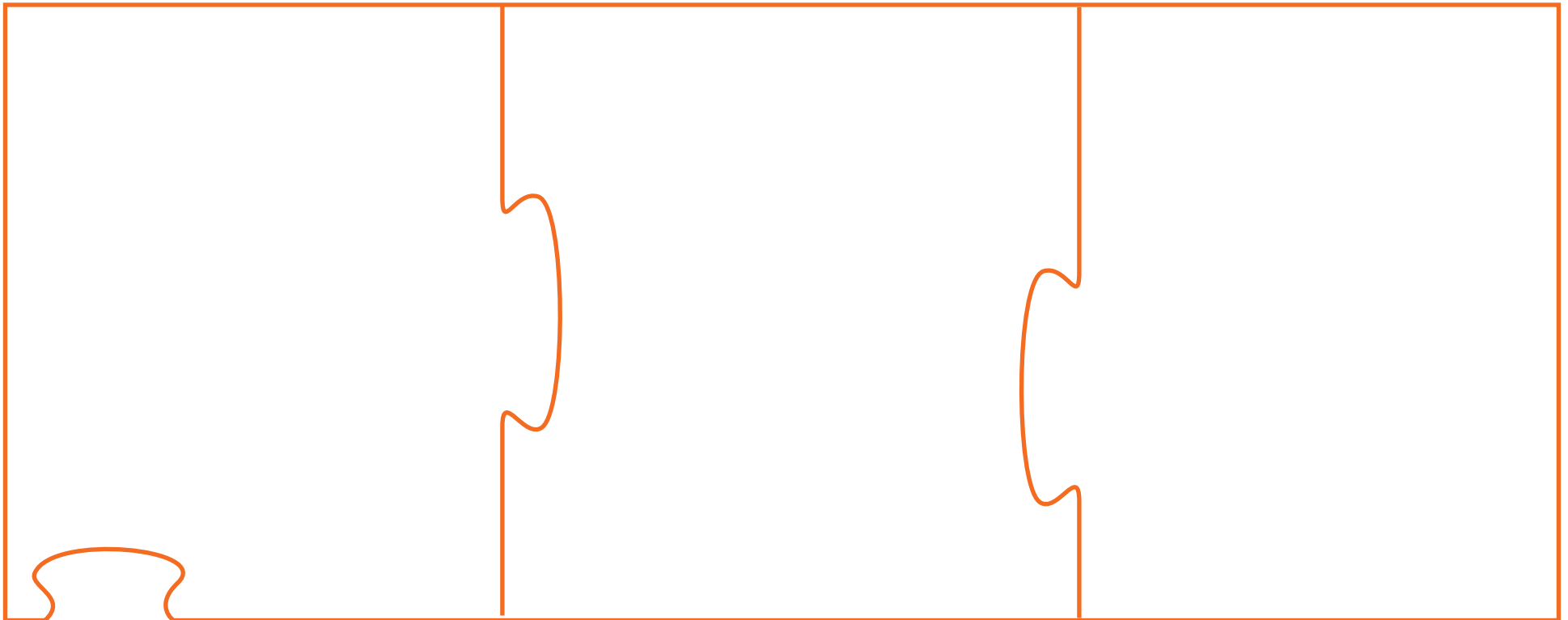
Read the story with an adult. Then, draw 3 pictures to show what happens first, next, and last in the story.

**Story:** Sam's favorite sport is soccer. Every Monday he has soccer practice after school. First, when he gets to the field he stretches with the other boys on his team. Stretching is an important warm-up to do before exercising. Next, Sam and his team do practice drills. They kick the ball around and have a lot of fun! Last, when practice is over the coach takes them out for pizza. Sam can't wait for next Monday when they can do it all again.

first





next

last







# Mixed Up Fairy Tales: **The Three Little Pigs**

These fairy tales got a little mixed up! Cut out each scene and put them back in the right order.  
*HINT: Not all scenes from the story are here. See if your child can draw extra scenes to fill in the blanks!*




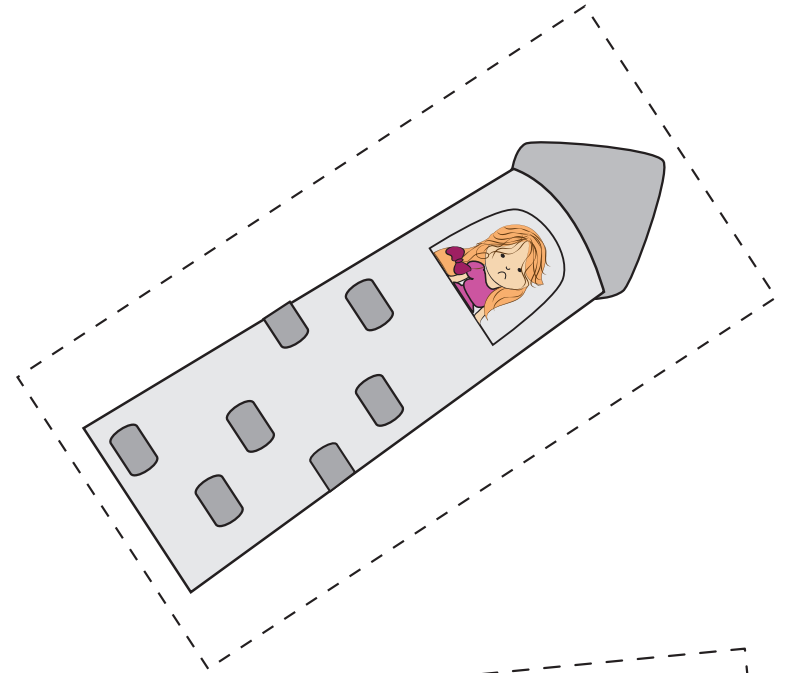


# Mixed Up Fairy Tales: **The Ugly Duckling**

These fairy tales got a little mixed up! Cut out each scene and put them back in the right order.  
*HINT: Not all scenes from the story are here. See if your child can draw extra scenes to fill in the blanks!*






# Mixed Up Fairy Tales: Rapunzel

These fairy tales got a little mixed up! Cut out each scene and put them back in the right order.  
*HINT: Not all scenes from the story are here. See if your child can draw extra scenes to fill in the blanks!*






# Fairy Tale Match-Up: Characters

Draw a line to match the fairy tale characters that are from the same story.









# What Doesn't Belong?

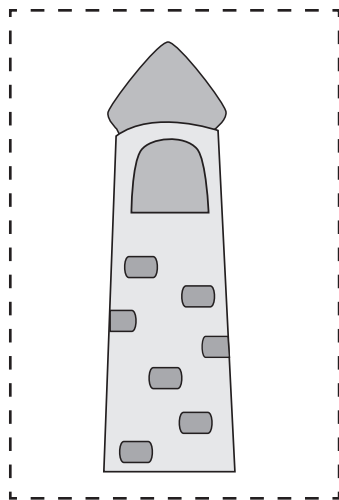
Look at each row of fairy tale characters and items. Which item does not belong in each story?

The Three Little Pigs	Rapunzel	The Ugly Duckling
		

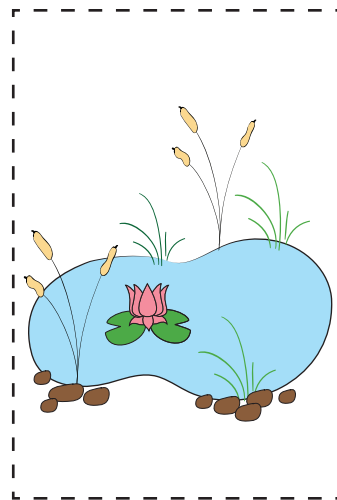
# Fairy Tale Match-Up: Settings

Cut out each fairy tale setting, and paste it next to the character from the matching story.


 	 	 
--	---	--



tower



pond



brick house