

Math

P
Preschool



1

2

3

4

5

6

Table of Contents

Preschool Math

- Inside vs. Outside
- Shapes 'n' Sizes I
- Shape Mix-Up
- Find the Pairs
- Gift Boxes Match Up
- T-Shirt Twins
- Planting Fruits in the Garden
- What a Difference
- Circle What Belongs
- The Bedroom
- Shapes, Letters, and Numbers
- What Doesn't Belong?
- Shapes and Counting
- Shapes!
- Preschool Math Shapes with Straight Lines
- Light up to Party!
- Preschool math Patters Circle Up!
- Lets' Make Music
- Preschool Math Patterns: Draw It!
- Let's Count!
- Counting Raindrops
- Birdy Birds Counting
- Preschool Fun! Make a Face

- Certificate of Completion*

Inside vs. Outside



Look at the pictures below and draw a circle around the correct picture.



The monkey is *inside* his cage.



Andy is *outside* his car.



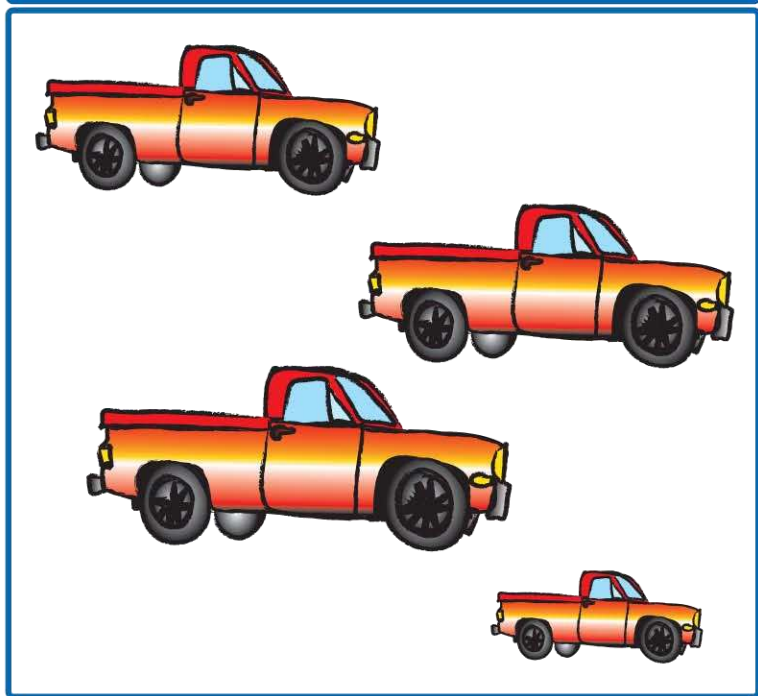
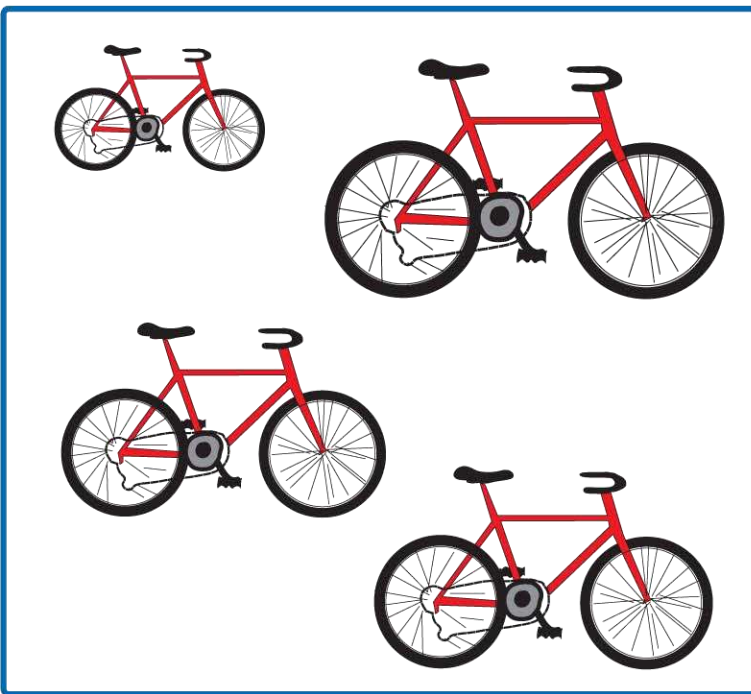
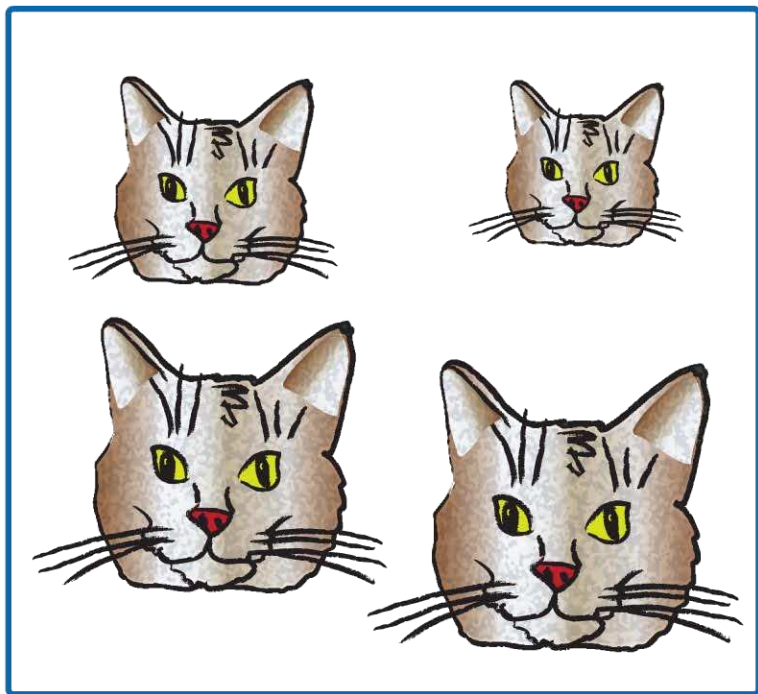
The dog is *inside* his house.



Draw a ball *inside* the box and a cat *outside* the box.

Shapes 'n' Sizes I

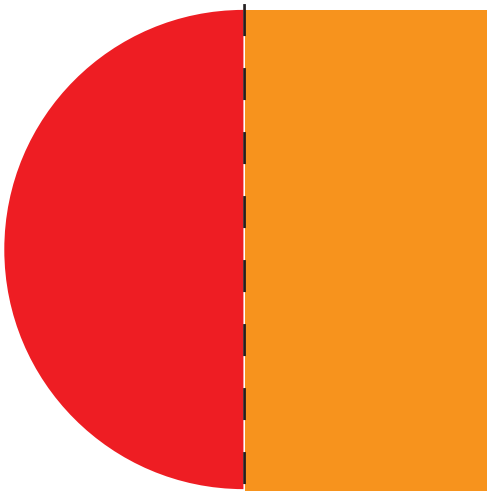

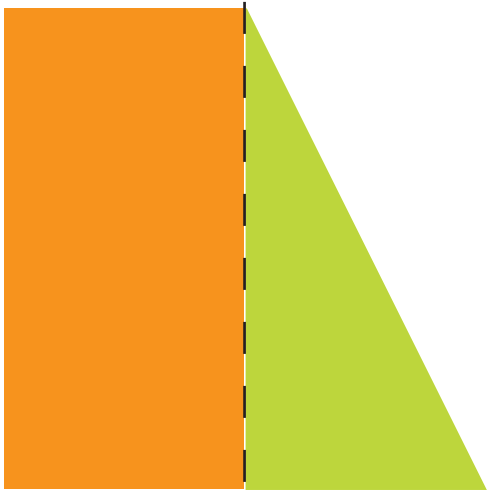
Draw a circle around the biggest object in each group.



Now make your own challenge. Draw your own groups of big and small objects on the back or on a separate sheet of paper.


Shape Mix-Up

Oops! These shapes are all mixed up. Can you put them back together?
Cut out the pictures and match them to make a circle, square, triangle, and star.



Find the Pairs

Can you find the pairs in the picture? I just found a pair of fishes. Find the other pairs.



Gift Boxes Match Up

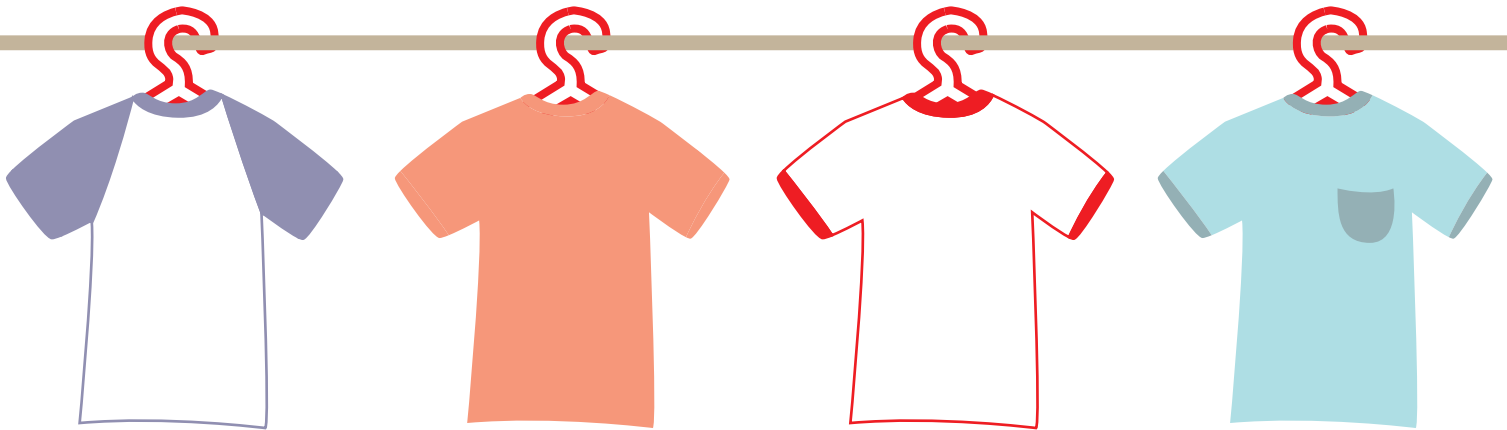
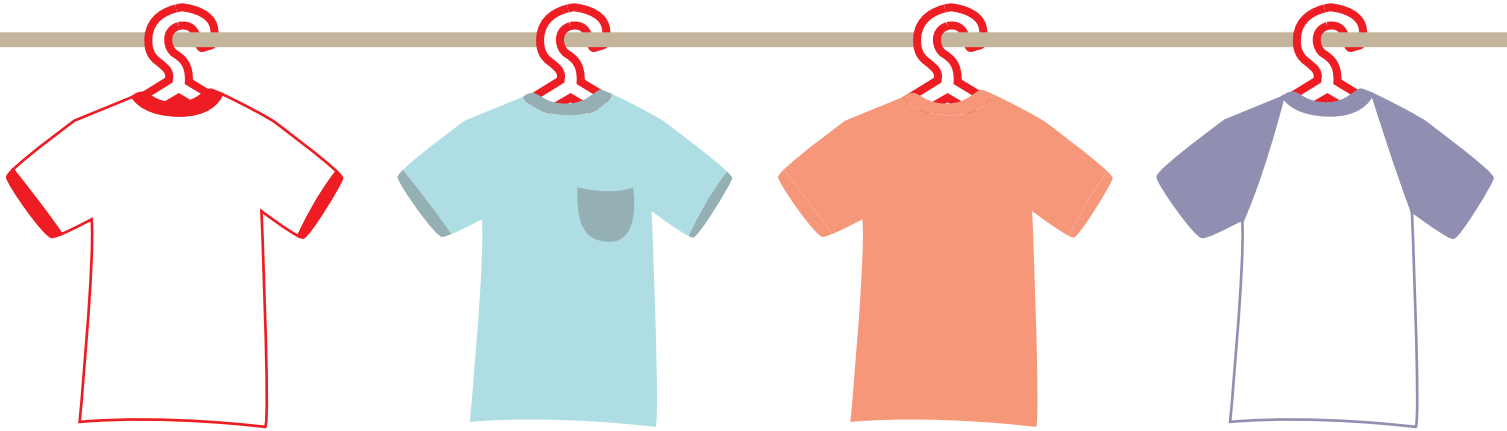
Draw a line to match the gift boxes.




These gift boxes are a little different. Can you tell what is different about them?



T-Shirt Twins






Can you match each shirt with its twin?



SUNLIGHT


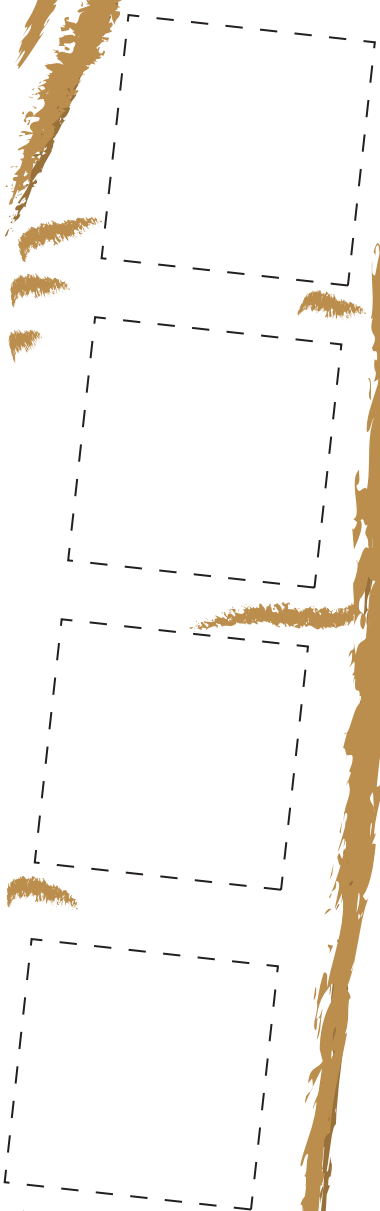
Planting Fruits in the Garden



WATER




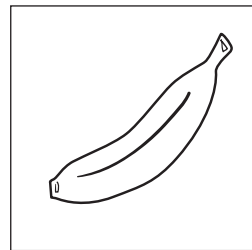














SEEDS



Planting Fruits in the Garden

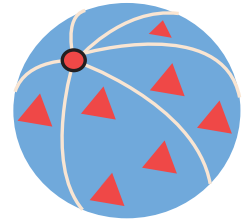
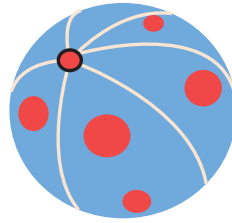
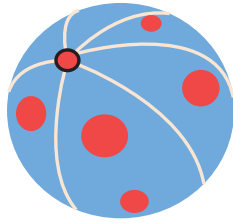
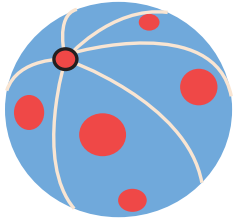
Color all the fruits. Then cut them out with the help of a parent. Next sort out the fruits and paste each kind of fruit in a row to plant your own fruit garden.

Parent Tip: Talk about how plants grow & stages of planting. Ask the child to name more fruits.




What A Difference

Look at the pictures below and draw a circle around the correct picture.




Which ball is different?







Which penguin is different?



Which two t-shirts are different from the rest?

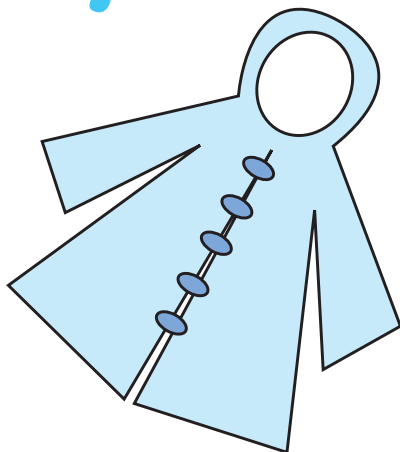



Which two leaves are different from the rest?



CIRCLE WHAT BELONGS


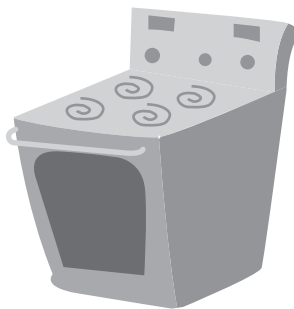


CIRCLE WHAT YOU SEE ON A RAINY DAY.






The Bedroom

Kris the Koala is cleaning his house!
Can you help him put away the objects that
belong in the **bedroom**?
Circle the objects that belong in the **bedroom**.




Shapes, Letters, and Numbers

Some of these things don't belong with the others. Can you find them?
Say the name of each picture. Circle the one that doesn't belong.



A

B



C

1







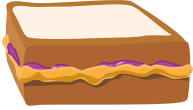
2

3



What Doesn't Belong?

This page is filled with some delicious snacks! There are also some things that don't belong. Circle the items that don't belong here.



Shapes And Counting

Each object below is made up of multiple shapes, count them and write down the total number of each shape.

There is _____ triangle.

There are _____ circles.



There is _____ triangle.

There is _____ circle.

There is _____ rectangle.

There are _____ squares.



There are _____ triangles.


There are _____ circles.



There are _____ rectangles.

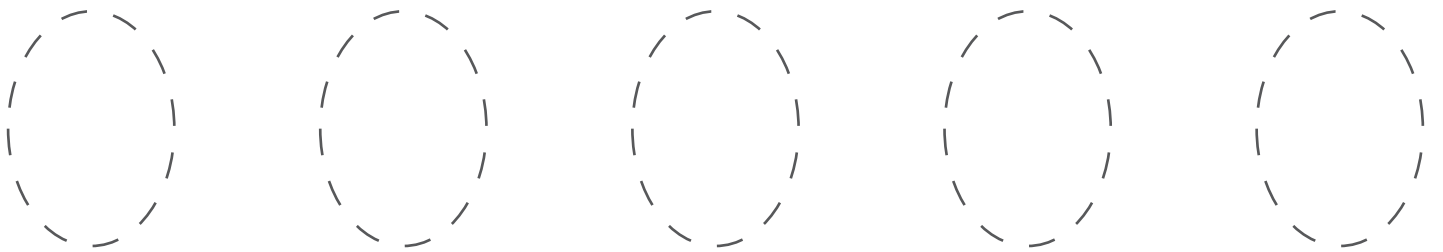
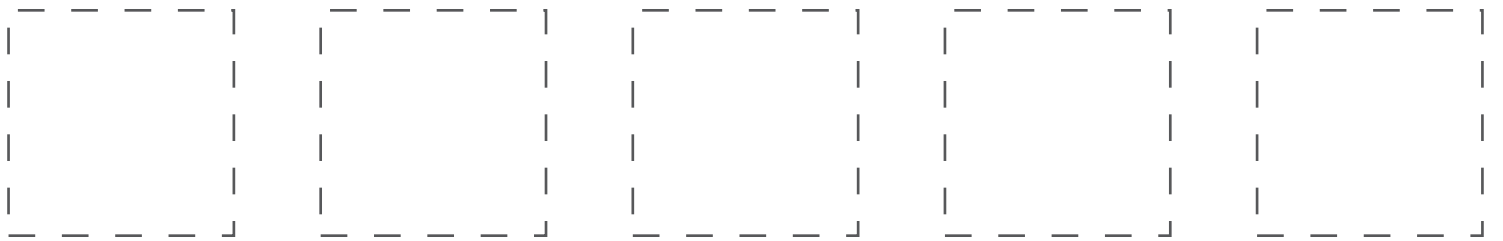
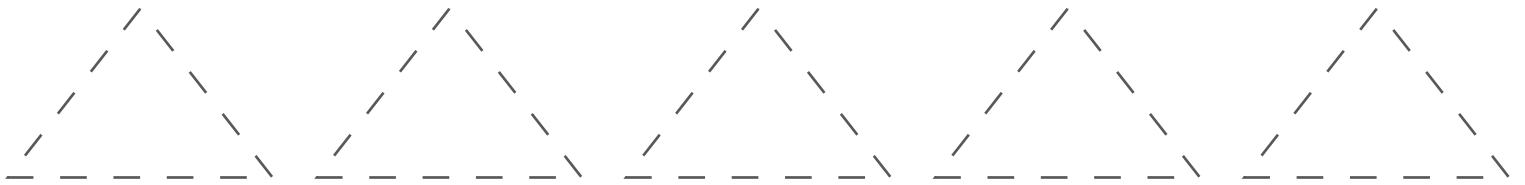
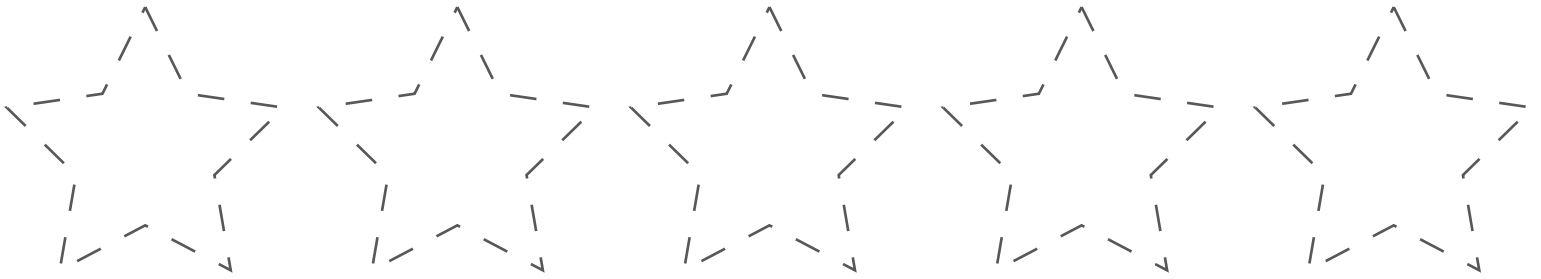
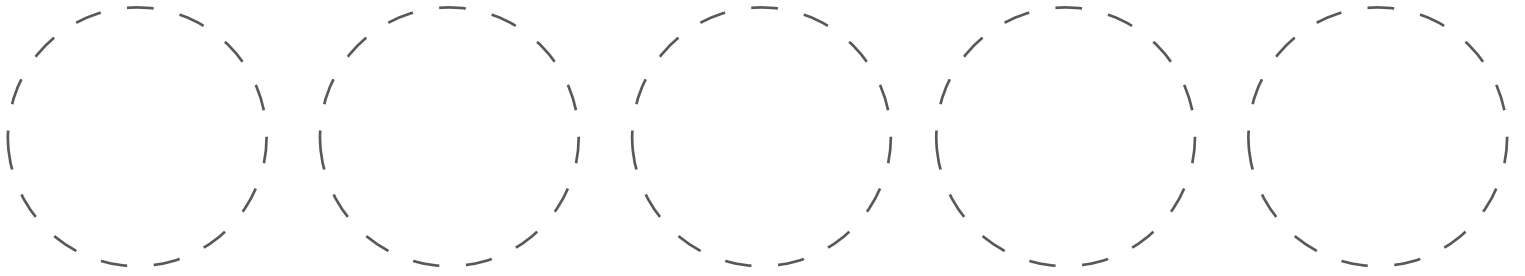
There are _____ squares.

There are _____ circles.



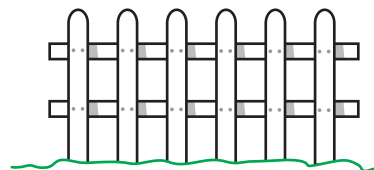





Shapes!

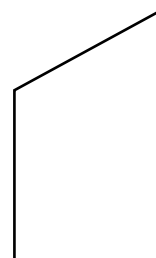
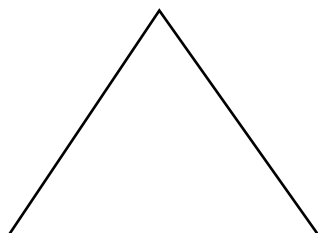

Practice tracing the shapes. Then color them all in.



Draw boxes around all the objects made with straight lines below.







Finish the shapes below using straight lines



Light Up the Party!






Can you help decorate?
Color the last lantern on each strand to complete the pattern.



Preschool
MATH

Patterns
CIRCLE UP!

Circle the picture that comes next!

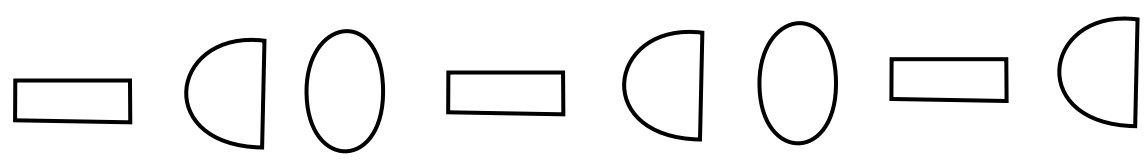
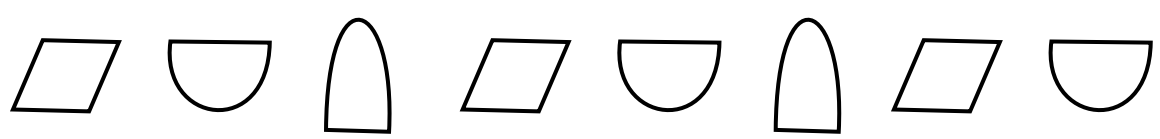
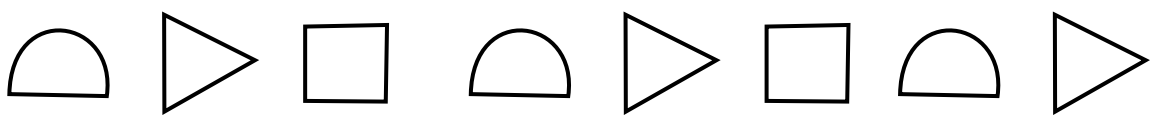
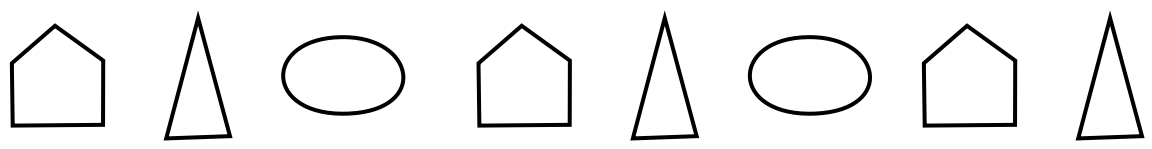



Let's Make Music!

Which music note comes next? Help finish the pattern by cutting out the missing notes and gluing them on the correct row.



Finish the pattern by drawing the shape that comes next. The first one is started for you.




Draw your own pattern in the space below!

Two horizontal dashed lines for drawing a pattern.

Let's Count!

Count each kind of animal and fill your answers in below.




How many



? _____

How many



? _____

How many




? _____

How many




? _____


Color the rain drops and match the number!




10




7



9



8




6



Birdy Birds

Color the birds and fill in the blanks with the correct numbers.



1 bird

1 bird has _____ beak.
1 bird has _____ wings.
1 bird has _____ legs.



4 birds

4 birds have _____ beaks.
4 birds have _____ wings.
4 birds have _____ legs.

Preschool Fun!

SHAPES

Make a Face!



Have a grown-up help cut out the pictures on the dotted lines. Then have fun making funny faces by placing the pictures in the space provided!

