



# Stars & Stripes




Activity Book

P

Preschool



4th  
of  
July



# Table of Contents

---

## **Stars & Stripes Activity Book**

Independence Day Coloring Page  
Fireworks Coloring Page  
Star Tracing  
Tracing Lines  
Stars and Stripes  
Rhyming Words #1  
Rhyming Words #2  
Tic-Tac-Toe #1  
Tic-Tac-Toe #2  
Tic-Tac-Toe #3  
4th of July Fun!  
Find the Shapes  
Find the Differences: 4th of July  
Find the Difference  
Fourth of July Dot-to-Dot Letters #1  
Fourth of July Dot-to-Dot Numbers  
Fourth of July Dot-to-Dot Letters #2  
Design Your Own Fireworks

*Certificate of Completion*




Independence Day



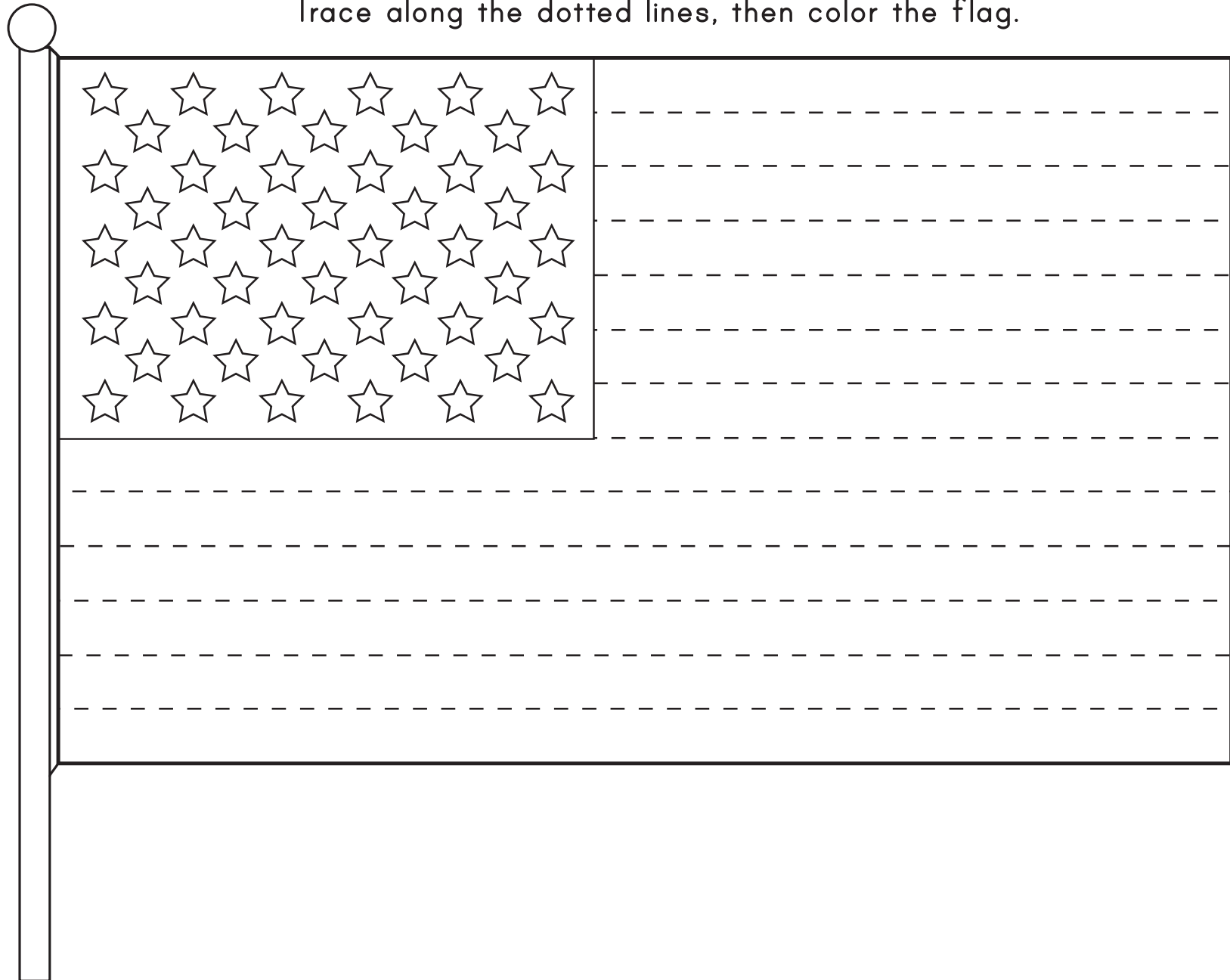
# STAR TRACING

Trace along the dotted lines, then color the star.



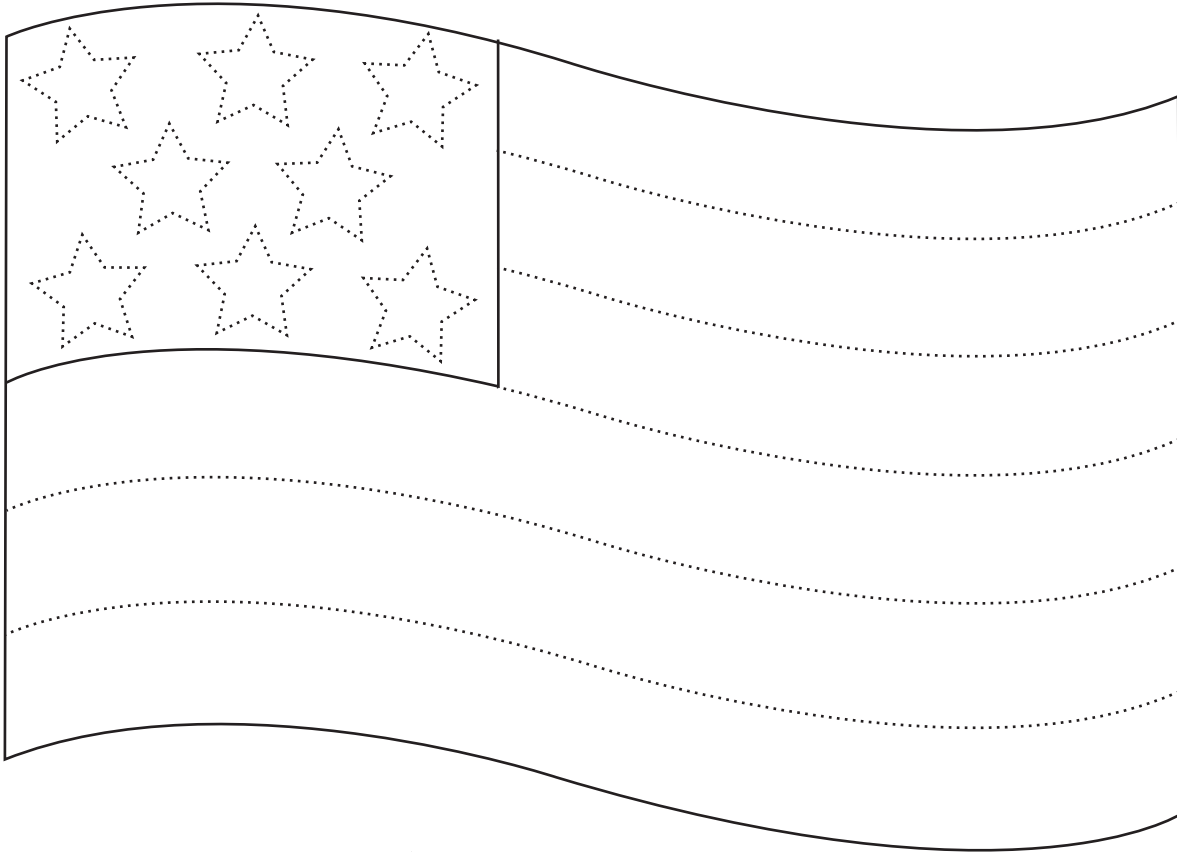
# 4TH OF JULY TRACING LINES

Trace along the dotted lines, then color the flag.



# Stars & Stripes

The American flag is full of colorful stars and stripes! Trace over the dotted lines to finish this flag.




What shape is this?



Trace the letters and say the word aloud!

STAR

What pattern is this?



Trace the letters and say the word aloud!

STRIPES

Do you know the colors of the American flag?  
Trace these color words and then use the colors to fill in the flag!

RED

WHITE

BLUE



# 4TH OF JULY *Rhyming Words*

Trace the words. Then color the flags with rhyming words in a single color.

flag

star

day

bag

red

far

bay

bed

The image features a central blue-bordered area containing eight flags on poles. Each flag has a word written in dashed lines for tracing. The words are: 'flag', 'star', 'day', 'bag', 'red', 'far', 'bay', and 'bed'. The flags are arranged in two columns. There are four yellow starburst fireworks scattered around the flags. At the top center and bottom center of the blue area, there are illustrations of lit firecrackers with red, white, and blue patterns and yellow starbursts.





# 4TH OF JULY *Rhyming Words*

Trace the words. Then color the rockets with rhyming words in a single color.

A large blue-bordered box containing several rockets and fireworks. Each rocket is a simple cone shape with a dashed word written on its side for tracing. The words are: "blue", "rocket", "sore", "four", "glue", and "pocket". There are also several small, colorful fireworks (red, white, and blue) scattered around the rockets. The background is white.

# PLAY 4TH OF JULY TIC - TAC - TOE


Cut out these markers to play 4th of July Tic-Tac-Toe!  
Please note: Game pieces work best when printed on thicker paper.



Markers







# PLAY 4TH OF JULY TIC - TAC - TOE







**Please note:** Game pieces work best when printed on thicker paper.

# PLAY 4TH OF JULY TIC-TAC-TOE

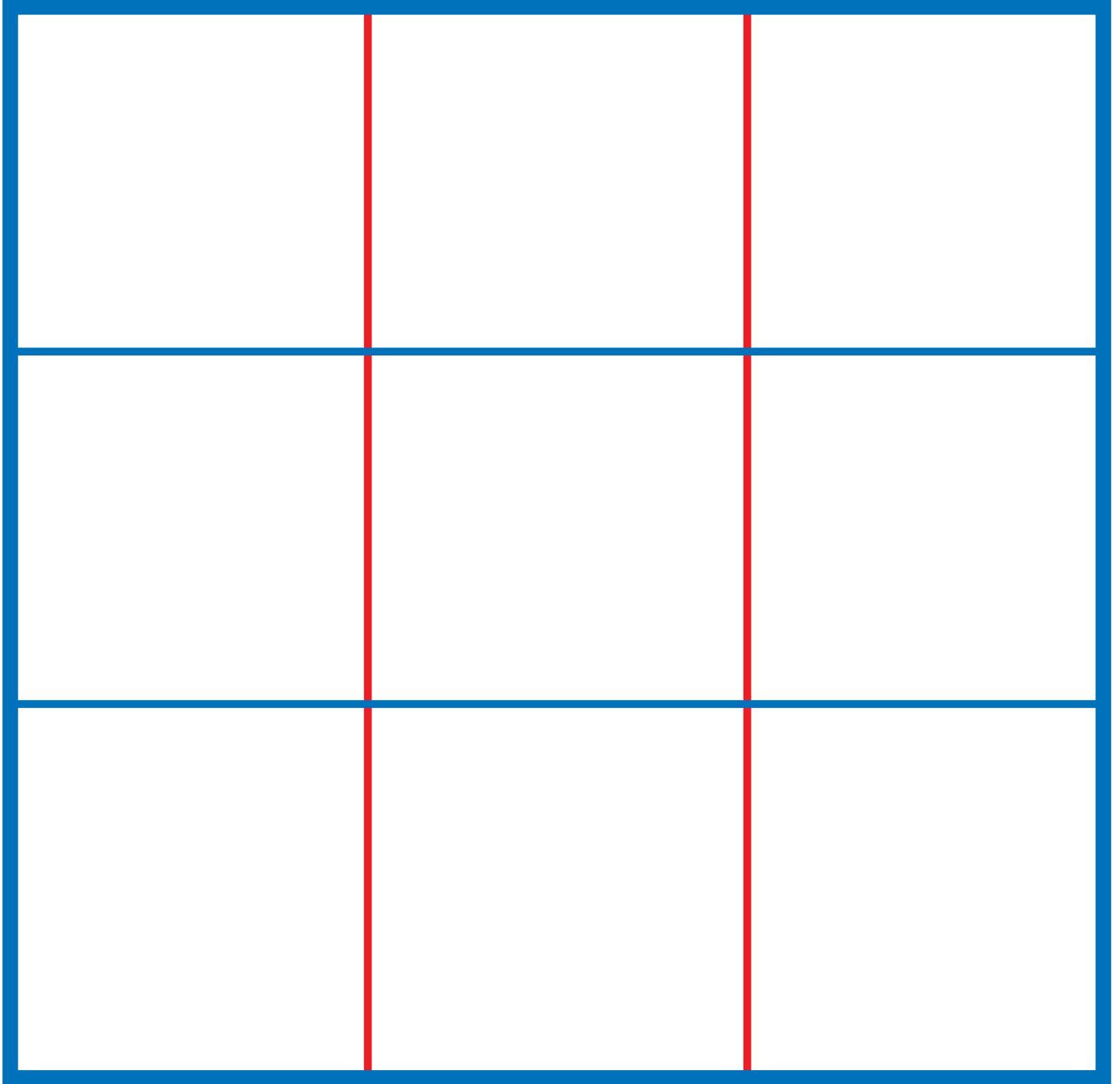
Cut out these markers to play 4th of July Tic-Tac-Toe!  
Please note: Game pieces work best when printed on thicker paper.



**Markers**





**PLAY 4<sup>TH</sup> OF JULY**  
**TIC - TAC - TOE**







# PLAY 4TH OF JULY TIC-TAC-TOE


Cut out these markers to play 4th of July Tic-Tac-Toe!  
Please note: Game pieces work best when printed on thicker paper.



Markers



# PLAY 4TH OF JULY TIC - TAC - TOE



**Please note:** Game pieces work best when printed on thicker paper.



# 4th of July Fun!

Color this 4th of July picture and then see how many shapes you can find!

Square 

Circle 

Triangle 

Diamond 

Star 



**Circle all the shapes you find in this picture. Then count them up!**

How many circles did you find? \_\_\_\_\_ How many diamonds did you find? \_\_\_\_\_

How many stars did you find? \_\_\_\_\_ How many squares did you find? \_\_\_\_\_

How many Triangles did you find? \_\_\_\_\_



# Find the Shapes



**Circle all the shapes you find in this picture. Then count them up!**

How many circles did you find? \_\_\_\_\_ How many diamonds did you find? \_\_\_\_\_

How many stars did you find? \_\_\_\_\_ How many squares did you find? \_\_\_\_\_

How many Triangles did you find? \_\_\_\_\_



# Can you find the differences in these 2 pictures?

Check one box for each difference that you find!

1.

2.

3.

4.




5.



# 4TH OF JULY

## *Find the Difference*

Circle the object in each row that is different.

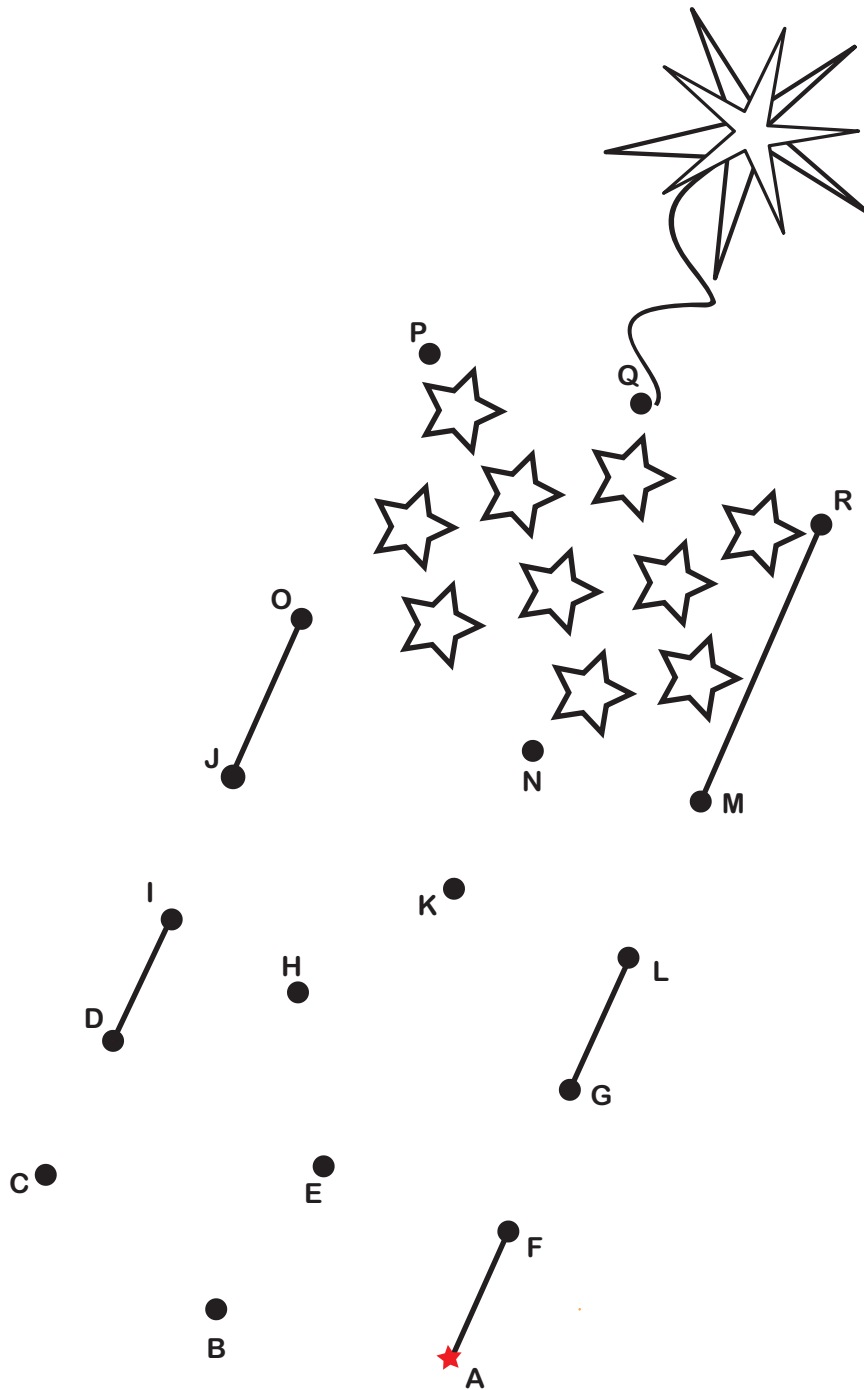




# 4th of July

## Dot to Dot Letters

Connect the dots from A-R. Then color the picture.

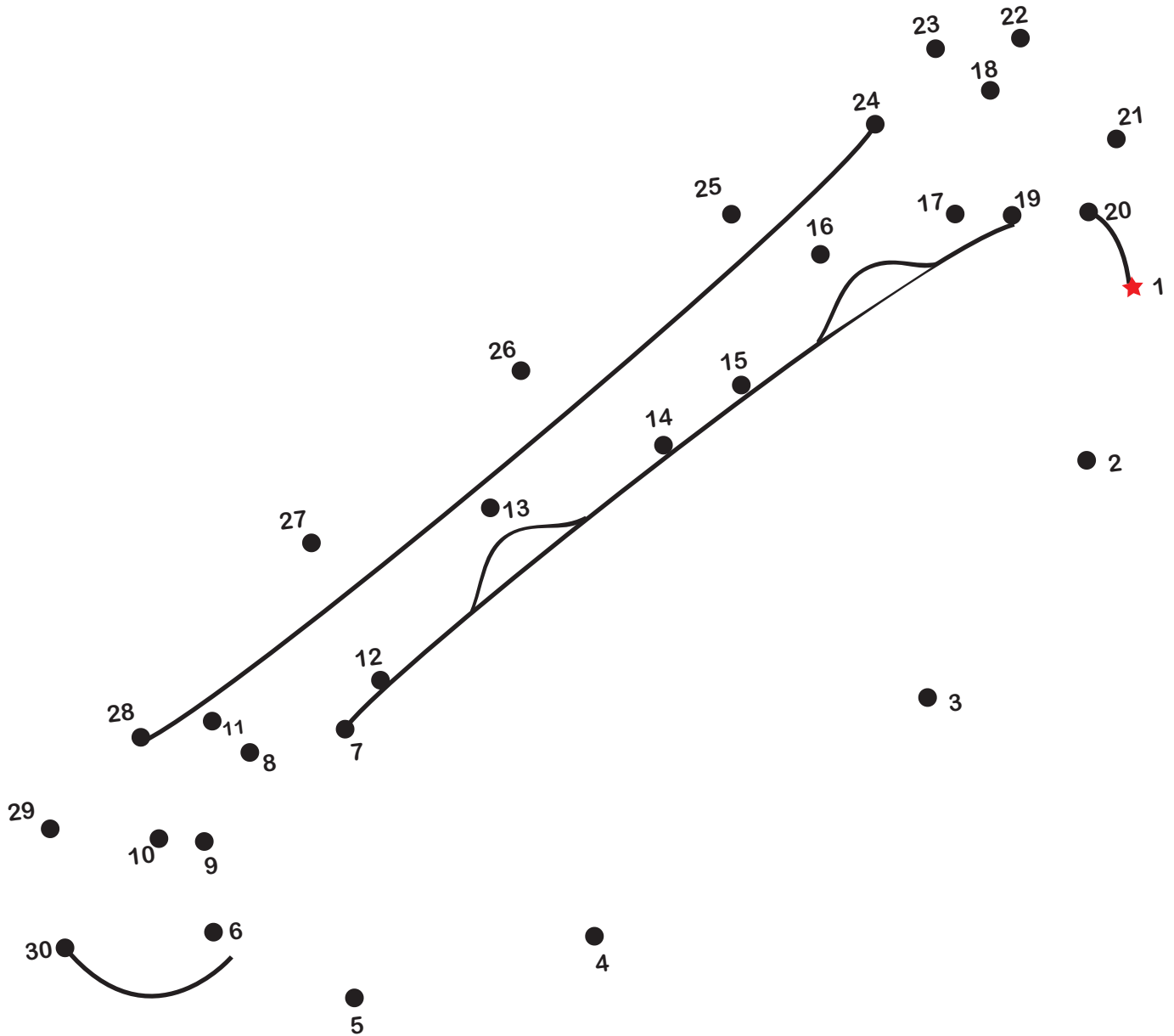




# 4th of July

## Dot-to-Dot Numbers

Connect the dots from 1-30. Then color the picture.

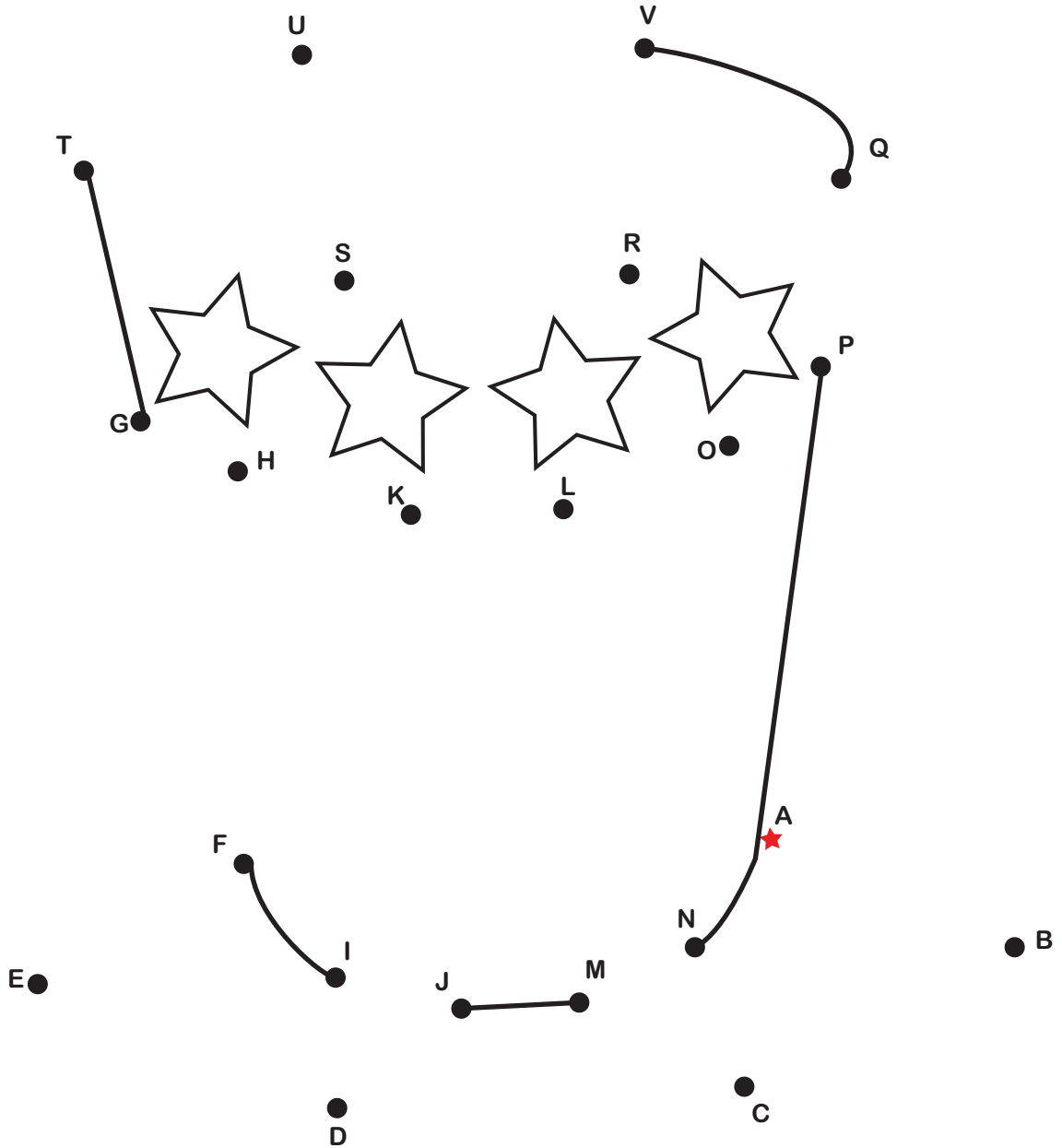





# 4th of July

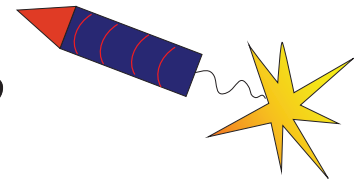
## Dot to Dot Letters

Connect the dots from A-V. Then color the picture.






# Design your own Fireworks



Ask your child to complete the skyline scene on the next page by tracing over the dotted lines with different colors and pasting shapes to create fireworks. First ask your child to trace over the lines in different colors to bring the fireworks to life. Then ask him to trace the buildings and color them. Finally he can color in and cut out these shapes to design his own firecrackers.



Paste page 3 along this dotted line.

